



**FIA GT1 World
Championship**

FIA GT1 World Championship Championship Race 6

**Nürburgring
Germany (GER)**

26th – 29th August 2010

Timing and Results provided by

**JB
1795
BLANCPAIN**

FIA GT1 World Championship: Driver Standing



Round 1 Abu Dhabi		Round 2 Silverstone		Round 3 Brno		Round 4 Paul Ricard		Round 5 Spa Francorchamps		Round 6 Nürburgring		Round 7 Algarve		Round 8 Navarro		Round 9 Interlagos		Round 10 San Luis		Total Points	
Rk	Nr	Driver	QRace	Race	QRace	Race	QRace	Race	QRace	Race	QRace	Race	QRace	Race	QRace	Race	QRace	Race	QRace	Race	

1	1A	Bertolini, Andrea; ITA	4	12	4	6	8	10	8	25		6		10							93
	1B	Bartels, Michael; DEU	4	12	4	6	8	10	8	25		6		10							93
2	5A	Mutsch, Thomas; DEU	6	25				25		6		15									77
3	7A	Turner, Darren; GBR					6	18			8	8	25								65
	7B	Enge, Tomas; CZE					6	18			8	8	25								65
4	5B	Grosjean, Romain; CHE	6	25				25		6											62
5	13B	Hennerici, Marc; DEU	8	18				4	10				6	15							61
6	25D	Kechele, Frank; DEU				15				6	25										46
	9A	Makowiecki, Frederic; FRA			8	18		2	2		10			6							46
	33A	Margaritis, Alexander; GRC		2		8			15				6	15							46
7	33B	Heger, Alfrid; DEU		2		8			15		18										43
8	25A	Zonta, Ricardo; BRA		10					1	6	25										42
9	9C	Accary, Thomas; FRA			8	18			2		10										38
10	23A	Krumm, Michael; DEU					4	15		18											37
	23B	Dumbreck, Peter; GBR					4	15		18											37
	22A	Hughes, Warren; GBR				25			4	4				4							37
	22B	Campbell-Walter, Jamie; GBR				25			4	4				4							37
11	24A	Kox, Peter; NLD		4					6			4	18								32
	24B	Haase, Christopher; DEU		4					6			4	18								32
12	10A	Piccione, Clivio; MCO			6			12			1		12								31
	10B	Hirschi, Jonathan; CHE			6			12			1		12								31
13	2A	Bernoldi, Enrique; BRA		8				8			12										28
	2B	Ramos, Miguel; PRT		8				8			12										28
14	13A	Zuber, Andreas; AUT	8	18																	26
15	14B	Piccini, Andrea; ITA		15					10												25
16	34B	Longin, Bert; BEL		6		12					4		2								24
17	14A	Hezemans, Mike; NLD		15					8												23
	25C	Menten, Jos; NLD				15				8											23
18	8A	Nygaard, Christoffer; DNK				10				4			8								22
	8B	Mücke, Stefan; DEU				10				4			8								22
19	34A	Bobbi, Matteo; ITA		6		12															18
	11B	Müller, Alex; DEU								18											18
20	11A	Maassen, Xavier; NLD		1				8	8												17
21	40A	Leinders, Bas; BEL				4			12												16
	40B	Martin, Maxime; BEL				4			12												16
22	0	Westbrook, Richard; GBR									15										15
23	25B	Daniel, Rafael; BRA		10					1												11
24	38A	Pastorelli, Nicky; ITA					6				2										8
	38B	Schwager, Dominik; DEU					6				2										8
25	0	Clairay, Yann; FRA											6								6
26	13C	Rosina, Stefan; CZE					4														4
	0	Verdanck, Nico; BEL									4										4
27	4A	Ara, Seiji; JPN				2															2
	4B	Nilsson, Max; SWE				2															2
	9D	Sarrazin, Stephane; FRA					2														2

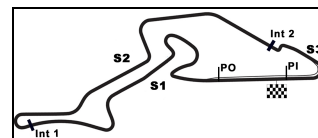
FIA GT1 World Championship: Team Standing



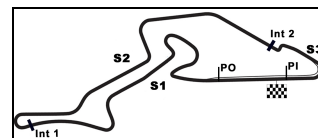
Rk	Team	Car	Round 1 Abu Dhabi		Round 2 Silverstone		Round 3 Brno		Round 4 Paul Ricard		Round 5 Spa Francorchamps		Round 6 Nürburgring		Round 7 Algarve		Round 8 Durbon		Round 9 Interlagos		Round 10 San Luis		Total Points
			QRace	Race	QRace	Race	QRace	Race	QRace	Race	QRace	Race	QRace	Race	QRace	Race	QRace	Race	QRace	Race	QRace	Race	
1	Vitaphone Racing Team	Maserati MC12	4	20	4	6	8	18	8	25		18		12									123
2	Reiter	Lamborghini Murcielago 670 R-SV		14		15			6	1	6	25	10	18									95
3	Young Driver AMR	Aston Martin DB9				10	6	18			4	8	8	35									89
4	Hexis AMR	Aston Martin DB9			14	18		14		2		11		23									82
5	Matech Competition	Ford GT Matech	6	25				25		6		15											77
6	Sumo Power GT	Nissan GT - R				25	4	15	4	22				6									76
7	Triple H Team Hegersport	Maserati MC12		8		20				15		22		4									69
8	Marc VDS Racing Team	Ford GT Matech				5				12				1									18
8	Mad-Croc Racing	Corvette Z06		1						8	8												17
10	All-Inkl.com Münnich Motorsport	Lamborghini Murcielago 670 R-SV						6				2											8
11	Swiss Racing Team	Nissan GT - R				2		1						2									5
	Phoenix Racing /Carsport	Corvette Z06																					

Nürburgring, Length: 5148 m

FIA REGNR:6GT1-DE.030810


GT1 World Championship
Results Free Practice

Pos	Nr	Team, Car, Driver, Nat	Fastest	Laps	Tsp(km/h)	Gap	Int	Avg(km/h)	Time
1	8	Young Driver AMR, Aston Martin DB9 Nygaard Christoffer , DNK Mücke Stefan , DEU	2:13.554	19	241,07			138,77	11:23:10
2	37	All-Inkl.com Münnich Motorsport, Lamborghini Murcielago 670 R-SV Basseng Marc , DEU Jäger Thomas , DEU	2:15.147	18	236,74	1.593	1.593	137,13	11:59:36
3	5	Matech Competition, Ford GT Matech Mutsch Thomas , DEU Westbrook Richard , GBR	2:15.160	21	231,81	1.606	0.013	137,12	12:00:21
4	1	Vitaphone Racing Team, Maserati MC12 Bertolini Andrea , ITA Bartels Michael , DEU	2:15.357	22	236,48	1.803	0.197	136,92	11:59:55
5	13	Phoenix Racing /Carsport, Corvette Z06 Hennerici Marc , DEU Margaritis Alexander , GRC	2:15.615	22	239,04	2.061	0.258	136,66	12:00:10
6	22	Sumo Power GT, Nissan GT - R Hughes Warren , GBR Campbell-Walter Jamie , GBR	2:15.630	20	239,95	2.076	0.015	136,64	11:20:16
7	23	Sumo Power GT, Nissan GT - R Krumm Michael , DEU Dumbreck Peter , GBR	2:15.829	21	239,84	2.275	0.199	136,44	10:48:02
8	38	All-Inkl.com Münnich Motorsport, Lamborghini Murcielago 670 R-SV Schwager Dominik , DEU Pastorelli Nicky , ITA	2:15.980	20	235,29	2.426	0.151	136,29	11:56:38
9	3	Swiss Racing Team, Nissan GT - R Wendlinger Karl , AUT Moser Henri , CHE	2:16.525	18	240,21	2.971	0.545	135,75	12:01:28
10	11	Mad-Croc Racing, Corvette Z06 Maassen Xavier , NLD Menten Jos , NLD	2:17.071	16	231,02	3.517	0.546	135,21	12:01:30
11	9	Hexis AMR, Aston Martin DB9 Makowiecki Frederic , FRA Clairay Yann , FRA	2:17.133	20	239,84	3.579	0.062	135,14	12:01:25
12	34	Triple H Team Hegersport, Maserati MC12 Longin Bert , BEL Guidi Pier , ITA	2:17.279	20	234,22	3.725	0.146	135,00	11:44:51
13	7	Young Driver AMR, Aston Martin DB9 Turner Darren , GBR Enge Tomas , CZE	2:17.345	19	239,52	3.791	0.066	134,94	11:59:18
14	25	Reiter, Lamborghini Murcielago 670 R-SV Zonta Ricardo , BRA Kechele Frank , DEU	2:17.442	24	233,77	3.888	0.097	134,84	10:52:10

Nürburgring, Length: 5148 m
FIA REGNR:6GT1-DE.030810

GT1 World Championship
Results Free Practice

Pos	Nr	Team, Car, Driver, Nat	Fastest	Laps	Tsp(km/h)	Gap	Int	Avg(km/h)	Time
15	6	Matech Competition, Ford GT Matech Prost Nicolas , FRA Jani Neel , CHE	2:17.622	22	232,71	4.068	0.180	134,66	11:58:26
16	12	Mad-Croc Racing, Corvette Z06 Salo Mika , FIN Kuismanen Pertti , FIN	<u>2:17.754</u>	21	234,88	4.200	0.132	134,54	12:01:07
17	2	Vitaphone Racing Team, Maserati MC12 Ramos Miguel , PRT Bernoldi Enrique , BRA	2:18.163	13	232,96	4.609	0.409	134,14	12:02:11
18	24	Reiter, Lamborghini Murcielago 670 R-SV Kox Peter , NLD Haase Christopher , DEU	2:18.397	23	234,63	4.843	0.234	133,91	11:47:14
19	33	Triple H Team Hegersport, Maserati MC12 Heger Alfrid , DEU Müller Alex , DEU	2:18.407	19	233,16	4.853	0.010	133,90	11:44:26
20	10	Hexis AMR, Aston Martin DB9 Piccione Clivio , MCO Hirschi Jonathan , CHE	2:18.431	21	233,51	4.877	0.024	133,88	11:19:24
21	4	Swiss Racing Team, Nissan GT - R Ara Seiji , JPN Nilsson Max , SWE	<u>2:18.476</u>	26	233,26	4.922	0.045	133,83	11:42:50
22	41	Marc VDS Racing Team, Ford GT Kuppens Renaud , BEL Palttala Markus , FIN	<u>2:19.458</u>	11	228,47	5.904	0.982	132,89	11:47:19
23	40	Marc VDS Racing Team, Ford GT Martin Maxime , BEL Leinders Bas , BEL	33:20.176	2	220,54	31:06.622	31:00.718	9,27	11:21:39

Results remain provisional until the outcome of the technical check and the decisions of the Stewards of the Meeting

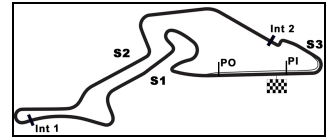
Publications Time:

- Race Director:

- Time Keeping:

Nürburgring, Length: 5148 m

FIA REGNR:6GT1-DE.030810


GT1 World Championship
Lap analysis: Free Practice

Lap	Time	SE1	SP1	SE2	SP2	SE3	SP3	TSP	Lap	Time	SE1	SP1	SE2	SP2	SE3	SP3	TSP
5	2:44.585	1:09.541	139	59.872	184	35.172		184	15	2:17.627	1:03.605	193	49.002	233	25.020	177	233
6	11:36.274	10:01.676	140	54.475	217	40.123	170	217	16	2:29.897	1:04.250	181	49.649	213	35.998		213
7	2:25.255	1:07.745	160	51.965	208	25.545	175	208	17	5:28.715	4:13.978	193	49.762	230	24.975	175	230
8	2:21.871	1:04.681	175	50.900	220	26.290	172	220	18	2:18.260	1:02.929	203	49.393	231	25.938	175	231
9	2:21.039	1:04.571	195	50.373	231	26.095	172	231	19	2:17.847	1:03.889	202	49.494	234	24.464	174	234
10	2:27.194	1:05.684	185	50.836	218	30.674		218	20	2:19.133	1:03.903	212	49.723	226	25.507	174	226

37 Marc Basseng, DEU/ Thomas Jäger, DEU
theoretical besttime: 2:14.392

1	4:37.818	3:04.307	124	57.253	175	36.258		175	10	8:46.588	7:28.838	164	51.697	212	26.053	174	212
2	6:23.820	5:05.597	141	52.513	216	25.710	177	216	11	2:21.486	1:04.828	189	51.235	215	25.423	178	215
3	2:22.012	1:06.406	164	50.711	230	24.895	176	230	12	2:17.991	1:03.526	191	48.697	235	25.768	178	235
4	2:20.391	1:04.759	172	50.376	219	25.256	175	219	13	2:17.167	1:03.590	190	48.585	230	24.992	178	230
5	2:20.430	1:05.522	159	50.061	228	24.847	177	228	14	2:15.966	1:02.300	189	48.388	236	25.278	177	236
6	2:27.840	1:05.772	162	51.305	215	30.763		215	15	2:26.699	1:03.880	182	48.906	217	33.913		217
7	25:57.003	24:42.698	169	49.865	232	24.440	178	232	16	5:34.709	4:21.680	187	47.988	234	25.041	180	234
8	2:16.588	1:03.068	183	48.629	235	24.891	177	235	17	2:15.147	1:01.991	189	47.961	234	25.195	180	234
9	2:34.578	1:05.925	140	53.310	163	35.343		163	18	2:15.499	1:02.362	187	48.484	237	24.653	179	237

38 Dominik Schwager, DEU/ Nicky Pastorelli, ITA
theoretical besttime: 2:15.321

1	6:01.822								11	2:16.485	1:03.153	180	48.742	232	24.590	182	232
2	2:18.522								12	2:24.711	1:03.026	169	49.558	227	32.127		227
3	2:17.356								13	14:56.447	13:38.580	149	50.902	220	26.965	178	220
4	2:31.592								14	2:19.010	1:05.208	164	49.271	227	24.531	180	227
5	8:23.285	7:04.054	150	53.590	208	25.641	175	208	15	2:18.707	1:04.196	175	49.399	215	25.112	179	215
6	2:43.388	1:07.982	147	58.602	180	36.804		180	16	2:26.066	1:04.361	173	49.201	229	32.504		229
7	8:49.656	7:33.610	158	51.053	216	24.993	177	216	17	7:42.501	6:29.065	191	48.631	233	24.805	181	233
8	2:18.761	1:04.399	168	49.697	228	24.665	179	228	18	2:15.980	1:02.681	195	48.280	233	25.019	179	233
9	2:18.248	1:03.669	167	49.926	227	24.653	181	227	19	2:16.092	1:02.627	185	48.717	234	24.748	180	234
10	2:16.289	1:02.995	183	48.865	233	24.429	181	233	20	2:17.095	1:03.969	193	48.265	235	24.861	180	235

40 Maxime Martin, BEL/ Bas Leinders, BEL
theoretical besttime: 2:21.869

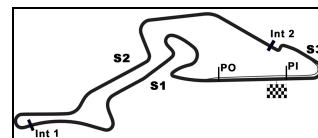
1	8:18.900	6:56.132	150	50.939	215	31.829		215	3	1:06.733	86						
2	33:20.176	32:05.040	169	49.756	221	25.380	172	221									

41 Renaud Kuppens, BEL/ Markus Palttala, FIN
theoretical besttime: 2:18.316

1	13:20.761	11:59.544	164	50.728	207	30.489		207	7	2:23.593	1:03.946	186	49.279	223	30.368	175	223
2	35:27.127	34:08.757	176	50.185	219	28.185	175	219	8	2:25.189	1:04.595	181	49.659	221	30.935		221
3	2:39.319	1:06.193	154	57.092	144	36.034		144	9	3:25.010	2:06.282	190	52.837	219	25.891	176	219
4	11:12.814	9:56.360	178	51.363	210	25.091	177	210	10	2:21.536	1:06.625	192	49.606	226	25.305	175	226
5	2:19.837	1:05.130	174	49.477	223	25.230	177	223	11	2:20.509	1:05.401	197	49.733	225	25.375	176	225
6	2:19.458	1:04.642	183	49.292	228	25.524	172	228	12	2:36.117	1:06.341	178	50.858	204	38.918		204

Nürburgring, Length: 5148 m

FIA REGNR:6GT1-DE.030810



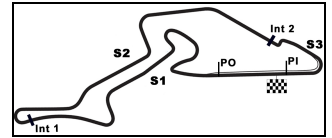
GT1 World Championship

Top Speed List Free Practice

Nr	Team, Car, Driver, Nat	Top speed
8	Young Driver AMR, Aston Martin DB9 Nygaard Christoffer , DNK Mücke Stefan , DEU	241,07 km/h
3	Swiss Racing Team, Nissan GT - R Wendlinger Karl , AUT Moser Henri , CHE	240,21 km/h
22	Sumo Power GT, Nissan GT - R Hughes Warren , GBR Campbell-Walter Jamie , GBR	239,95 km/h
23	Sumo Power GT, Nissan GT - R Krumm Michael , DEU Dumbreck Peter , GBR	239,84 km/h
9	Hexis AMR, Aston Martin DB9 Makowiecki Frederic , FRA Clairay Yann , FRA	239,84 km/h
7	Young Driver AMR, Aston Martin DB9 Turner Darren , GBR Enge Tomas , CZE	239,52 km/h
13	Phoenix Racing /Carsport, Corvette Z06 Hennerici Marc , DEU Margaritis Alexander , GRC	239,04 km/h
37	All-Inkl.com Münnich Motorsport, Lamborghini Murci Basseng Marc , DEU Jäger Thomas , DEU	236,74 km/h
1	Vitaphone Racing Team, Maserati MC12 Bertolini Andrea , ITA Bartels Michael , DEU	236,48 km/h
38	All-Inkl.com Münnich Motorsport, Lamborghini Murci Schwager Dominik , DEU Pastorelli Nicky , ITA	235,29 km/h
12	Mad-Croc Racing, Corvette Z06 Salo Mika , FIN Kuismanen Pertti , FIN	234,88 km/h
24	Reiter, Lamborghini Murcielago 670 R-SV Kox Peter , NLD Haase Christopher , DEU	234,63 km/h

Nürburgring, Length: 5148 m

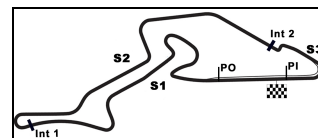
FIA REGNR:6GT1-DE.030810



GT1 World Championship

Top Speed List Free Practice

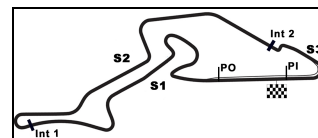
Nr	Team, Car, Driver, Nat	Top speed
34	Triple H Team Hegersport, Maserati MC12 Longin Bert , BEL Guidi Pier , ITA	234,22 km/h
25	Reiter, Lamborghini Murcielago 670 R-SV Zonta Ricardo , BRA Kechele Frank , DEU	233,77 km/h
10	Hexis AMR, Aston Martin DB9 Piccione Clivio , MCO Hirschi Jonathan , CHE	233,51 km/h
4	Swiss Racing Team, Nissan GT - R Ara Seiji , JPN Nilsson Max , SWE	233,26 km/h
33	Triple H Team Hegersport, Maserati MC12 Heger Altfrid , DEU Müller Alex , DEU	233,16 km/h
2	Vitaphone Racing Team, Maserati MC12 Ramos Miguel , PRT Bernoldi Enrique , BRA	232,96 km/h
6	Matech Competition, Ford GT Matech Prost Nicolas , FRA Jani Neel , CHE	232,71 km/h
5	Matech Competition, Ford GT Matech Mutsch Thomas , DEU Westbrook Richard , GBR	231,81 km/h
11	Mad-Croc Racing, Corvette Z06 Maassen Xavier , NLD Menten Jos , NLD	231,02 km/h
41	Marc VDS Racing Team, Ford GT Kuppens Renaud , BEL Palttala Markus , FIN	228,47 km/h
40	Marc VDS Racing Team, Ford GT Martin Maxime , BEL Leinders Bas , BEL	220,54 km/h

Nürburgring, Length: 5148 m
FIA REGNR:6GT1-DE.030810

GT1 World Championship
Results Pre Qualifying

Pos	Nr	Team, Car, Driver, Nat	Fastest	Laps	Tsp(km/h)	Gap	Int	Avg(km/h)	Time
1	7	Young Driver AMR, Aston Martin DB9 Turner Darren , GBR Enge Tomas , CZE	1:59.220	11	247,76			155,45	17:04:05
2	40	Marc VDS Racing Team, Ford GT Martin Maxime , BEL Leinders Bas , BEL	1:59.520	12	241,18	0.300	0.300	155,06	17:05:47
3	3	Swiss Racing Team, Nissan GT - R Wendlinger Karl , AUT Moser Henri , CHE	1:59.640	16	248,05	0.420	0.120	154,90	17:07:00
4	8	Young Driver AMR, Aston Martin DB9 Nygaard Christoffer , DNK Mücke Stefan , DEU	1:59.810	10	246,69	0.590	0.170	154,68	17:04:22
5	1	Vitaphone Racing Team, Maserati MC12 Bertolini Andrea , ITA Bartels Michael , DEU	1:59.822	15	243,08	0.602	0.012	154,67	17:03:21
6	22	Sumo Power GT, Nissan GT - R Hughes Warren , GBR Campbell-Walter Jamie , GBR	<u>1:59.988</u>	13	249,25	0.768	0.166	154,46	17:05:37
7	34	Triple H Team Hegersport, Maserati MC12 Longin Bert , BEL Guidi Pier , ITA	2:00.210	14	242,32	0.990	0.222	154,17	17:04:57
8	5	Matech Competition, Ford GT Matech Mutsch Thomas , DEU Westbrook Richard , GBR	2:00.229	15	239,63	1.009	0.019	154,15	17:01:55
9	23	Sumo Power GT, Nissan GT - R Krumm Michael , DEU Dumbreck Peter , GBR	2:00.533	18	247,82	1.313	0.304	153,76	17:07:44
10	11	Mad-Croc Racing, Corvette Z06 Maassen Xavier , NLD Menten Jos , NLD	2:00.623	12	242,92	1.403	0.090	153,64	17:07:16
11	10	Hexis AMR, Aston Martin DB9 Piccione Clivio , MCO Hirschi Jonathan , CHE	2:00.628	17	247,31	1.408	0.005	153,64	16:58:28
12	13	Phoenix Racing /Carsport, Corvette Z06 Hennerici Marc , DEU Margaritis Alexander , GRC	<u>2:00.727</u>	10	247,25	1.507	0.099	153,51	16:53:58
13	4	Swiss Racing Team, Nissan GT - R Ara Seiji , JPN Nilsson Max , SWE	2:01.077	16	250,12	1.857	0.350	153,07	17:00:57
14	6	Matech Competition, Ford GT Matech Prost Nicolas , FRA Jani Neel , CHE	2:01.202	17	241,94	1.982	0.125	152,91	17:01:10

Nürburgring, Length: 5148 m

FIA REGNR:6GT1-DE.030810


GT1 World Championship
Results Pre Qualifying

Pos	Nr	Team, Car, Driver, Nat	Fastest	Laps	Tsp(km/h)	Gap	Int	Avg(km/h)	Time
15	2	Vitaphone Racing Team, Maserati MC12 Ramos Miguel , PRT Bernoldi Enrique , BRA	2:01.267	17	243,46	2.047	0.065	152,83	17:04:28
16	37	All-Inkl.com Münnich Motorsport, Lamborghini Murcielago 670 R-SV Basseng Marc , DEU Jäger Thomas , DEU	2:01.449	13	243,63	2.229	0.182	152,60	17:07:48
17	9	Hexis AMR, Aston Martin DB9 Makowiecki Frederic , FRA Clairay Yann , FRA	<u>2:01.547</u>	16	249,60	2.327	0.098	152,47	16:57:56
18	12	Mad-Croc Racing, Corvette Z06 Salo Mika , FIN Kuismanen Pertti , FIN	<u>2:06.266</u>	11	241,56	7.046	4.719	146,78	17:08:34
19	25	Reiter, Lamborghini Murcielago 670 R-SV Zonta Ricardo , BRA Kechele Frank , DEU	<u>2:07.663</u>	15	237,00	8.443	1.397	145,17	16:47:03
20	24	Reiter, Lamborghini Murcielago 670 R-SV Kox Peter , NLD Haase Christopher , DEU	<u>2:09.117</u>	14	240,75	9.897	1.454	143,53	16:40:06
21	38	All-Inkl.com Münnich Motorsport, Lamborghini Murcielago 670 R-SV Schwager Dominik , DEU Pastorelli Nicky , ITA	2:12.285	7	239,15	13.065	3.168	140,10	16:35:25
22	33	Triple H Team Hegersport, Maserati MC12 Heger Alfrid , DEU Müller Alex , DEU	<u>2:12.472</u>	9	236,63	13.252	0.187	139,90	16:30:41
23	41	Marc VDS Racing Team, Ford GT Kuppens Renaud , BEL Paltala Markus , FIN	2:17.952	10	233,77	18.732	5.480	134,34	16:18:38

Results remain provisional until the outcome of the technical check and the decisions of the Stewards of the Meeting

Publications Time:

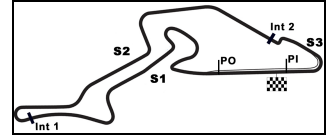
- Race Director:

- Time Keeping:

Qualifying Time: 2:34.986
Percent: 130%

Nürburgring, Length: 5148 m

FIA REGNR:6GT1-DE.030810



GT1 World Championship

Lap analysis: Pre Qualifying

Lap	Time	SE1	SP1	SE2	SP2	SE3	SP3	TSP	Lap	Time	SE1	SP1	SE2	SP2	SE3	SP3	TSP
13	Marc Hennerici, DEU/ Alexander Margaritis, GRC								theoretical besttime: 2:00.279								
1	2:47.159	1:22.767	158	50.518	208	33.874		208	6	2:06.753	55.725	218	42.701	246	28.327		246
2	10:56.356	9:27.993	182	52.837	185	35.526		185	7	6:29.550	5:22.347	212	44.634	244	22.569	183	244
3	26:10.837	25:00.063	153	48.148	237	22.626	182	237	8	2:02.028	56.192	226	43.648	244	22.188	181	244
4	2:03.270	57.710	212	43.701	244	21.859	183	244	9	2:01.347	56.124	228	43.370	246	21.853	183	246
5	2:00.727	56.027	219	42.768	247	21.932	184	247	10	2:15.726	57.511	210	45.730	222	32.485		222

22	Warren Hughes, GBR/ Jamie Campbell-Walter, GBR								theoretical besttime: 1:59.788								
1	5:06.063	3:51.044	185	49.582	229	25.437	173	229	8	2:01.238	56.118	231	43.260	248	21.860	183	248
2	2:22.156	1:03.419	189	48.738	235	29.999		235	9	2:00.686	56.068	228	42.899	249	21.719	183	249
3	5:17.658	4:03.791	205	48.353	232	25.514	174	232	10	2:00.050	55.631	231	42.612	249	21.807	182	249
4	2:17.194	1:03.002	213	48.089	240	26.103	174	240	11	1:59.988	55.475	230	42.812	249	21.701	183	249
5	2:21.248	1:03.028	213	48.219	236	30.001		236	12	2:07.634	56.443	221	43.500	242	27.691		242
6	28:03.931	26:53.182	194	47.089	244	23.660	177	244	13	6:05.676	2:43.629	137	2:03.054	44	1:18.993		44
7	2:07.096	59.269	219	44.903	246	22.924	181	246									

23	Michael Krumm, DEU/ Peter Dumbreck, GBR								theoretical besttime: 2:00.413								
1	2:39.550	1:21.284	179	50.846	224	27.420	178	224	10	15:56.337	14:45.265	184	46.894	230	24.178	176	230
2	2:17.065	1:02.955	193	48.687	236	25.423	176	236	11	2:07.956	59.846	188	45.642	246	22.468	185	246
3	2:19.694	1:03.048	197	48.751	240	27.895	176	240	12	2:01.743	56.804	229	43.069	248	21.870	185	248
4	2:17.590	1:02.936	188	49.019	234	25.635	175	234	13	2:01.171	56.195	225	43.103	248	21.873	184	248
5	2:24.822	1:04.323	187	49.229	235	31.270		235	14	2:09.478	57.514	198	44.182	248	27.782		248
6	4:41.793	3:27.855	205	48.435	237	25.503	175	237	15	5:56.843	4:51.095	225	43.648	246	22.100	183	246
7	2:15.066	1:02.075	207	47.676	239	25.315	176	239	16	2:01.178	56.390	232	43.040	247	21.748	183	247
8	2:14.532	1:02.701	215	46.608	240	25.223	177	240	17	2:00.533	55.701	232	42.964	237	21.868	184	237
9	2:19.455	1:02.606	216	46.316	241	30.533		241	18	2:27.389	1:01.458	190	49.176	189	36.755		189

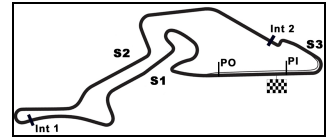
24	Peter Kox, NLD/ Christopher Haase, DEU								theoretical besttime: 2:05.621								
1	2:44.922	1:27.114	181	52.340	223	25.468	175	223	8	2:09.117	59.856	219	45.583	240	23.678	176	240
2	2:19.609	1:04.516	182	49.975	235	25.118	176	235	9	2:15.504	59.944	212	45.726	241	29.834		241
3	2:18.139	1:03.483	205	49.319	234	25.337	175	234	10	12:22.303	11:08.567	177	49.221	228	24.515	177	228
4	2:16.897	1:03.026	205	48.635	236	25.236	175	236	11	2:09.971	59.810	201	46.714	237	23.447	179	237
5	2:17.264	1:03.435	205	48.588	235	25.241	176	235	12	2:27.303	1:04.396	175	51.447	175	31.460		175
6	2:23.018	1:03.110	197	48.960	233	30.948		233	13	7:51.207	6:43.099	190	45.691	238	22.417	181	238
7	13:37.537	12:24.242	181	46.959	165	26.336	178	165	14	2:20.715	57.621	224	49.490	186	33.604		186

25	Ricardo Zonta, BRA/ Frank Kechele, DEU								theoretical besttime: 2:07.315								
1	2:35.890	1:19.302	176	49.934	227	26.654	171	227	9	9:16.339	8:07.340	215	45.613	236	23.386	177	236
2	2:17.894	1:03.627	193	49.114	233	25.153	172	233	10	2:32.763	1:21.436	89	48.139	236	23.188	175	236
3	2:17.187	1:03.245	195	48.831	233	25.111	172	233	11	2:07.663	58.751	221	45.376	237	23.536	175	237
4	2:25.839	1:04.137	182	50.928	207	30.774		207	12	2:19.134	1:00.175	207	49.034	207	29.925		207
5	6:29.694	5:16.618	205	47.373	235	25.703	175	235	13	13:43.385	12:29.638	179	49.457	225	24.290	174	225
6	2:16.509	1:03.632	195	47.566	233	25.311	172	233	14	2:10.905	59.749	217	46.818	234	24.338	177	234
7	2:13.040	1:02.108	216	45.945	237	24.987	174	237	15	2:17.732	1:00.224	187	48.641	235	28.867		235
8	2:30.849	1:06.655	172	52.551	151	31.643		151									

33	Altfred Heger, DEU/ Alex Müller, DEU								theoretical besttime: 2:12.400								
1	3:08.641	1:49.828	161	51.316	212	27.497	169	212	6	3:28.041	2:16.008	201	46.995	232	25.038	170	232
2	2:19.784	1:04.611	179	49.236	223	25.937	168	223	7	2:13.083	1:02.095	214	46.330	234	24.658	173	234
3	2:26.599	1:10.178	175	50.704	231	25.717	168	231	8	2:12.472	1:01.752	211	45.990	237	24.730	174	237
4	2:18.716	1:03.853	197	49.349	234	25.514	168	234	9	2:17.880	1:01.806	205	46.213	234	29.861		234
5	2:34.158	1:09.225	188	50.086	225	34.847		225									

Nürburgring, Length: 5148 m

FIA REGNR:6GT1-DE.030810


GT1 World Championship
Lap analysis: Pre Qualifying

Lap	Time	SE1	SP1	SE2	SP2	SE3	SP3	TSP	Lap	Time	SE1	SP1	SE2	SP2	SE3	SP3	TSP
-----	------	-----	-----	-----	-----	-----	-----	-----	-----	------	-----	-----	-----	-----	-----	-----	-----

34 Bert Longin, BEL/ Pier Guidi, ITA									theoretical besttime: 1:59.867								
1	5:51.167	4:34.675	184	50.302	228	26.190	170	228	8	2:12.201	1:02.036	214	45.609	238	24.556	172	238
2	2:18.424	1:03.614	207	49.331	234	25.479	171	234	9	2:18.867	1:01.286	218	45.373	239	32.208		239
3	2:17.811	1:03.221	209	49.192	236	25.398	170	236	10	23:24.099	22:17.139	202	44.849	241	22.111	178	241
4	2:18.150	1:03.958	212	48.735	228	25.457	170	228	11	2:02.091	56.954	218	43.560	242	21.577	179	242
5	2:24.553	1:04.986	215	50.014	211	29.553		211	12	2:00.210	55.858	222	42.805	242	21.547	179	242
6	5:35.901	4:23.973	201	46.780	231	25.148	171	231	13	2:07.391	55.515	224	43.347	202	28.529		202
7	2:13.773	1:02.600	205	46.267	237	24.906	172	237	14	3:41.788	2:10.631	173	52.563	134	38.594		134

37 Marc Basseng, DEU/ Thomas Jäger, DEU									theoretical besttime: 2:00.806								
1	4:21.543	3:05.133	154	51.162	226	25.248	173	226	8	24:05.816	22:52.684	174	49.788	148	23.344	181	148
2	2:15.862	1:02.789	199	48.462	236	24.611	176	236	9	2:02.855	57.041	225	44.029	242	21.785	180	242
3	2:14.864	1:02.361	196	47.961	236	24.542	174	236	10	2:05.441	55.723	228	44.149	241	25.569		241
4	2:15.187	1:02.546	202	47.737	238	24.904	173	238	11	4:57.974	3:50.143	222	45.521	244	22.310	181	244
5	2:19.796	1:03.106	199	48.111	237	28.579		237	12	2:01.449	56.050	227	43.298	241	22.101	181	241
6	6:20.303	5:07.957	191	47.196	236	25.150	174	236	13	2:28.061	1:02.261	189	49.414	195	36.386		195
7	2:46.941	1:02.118	207	46.769	238	58.054		238									

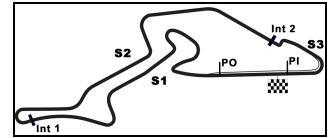
38 Dominik Schwager, DEU/ Nicky Pastorelli, ITA									theoretical besttime: 2:12.152								
1	16:34.591	15:22.566	196	47.227	236	24.798	175	236	5	2:12.285	1:01.732	214	46.119	237	24.434	176	237
2	2:13.121	1:01.628	210	46.239	236	25.254	176	236	6	2:23.744	1:02.134	207	49.306	220	32.304		220
3	2:12.925	1:01.599	211	46.470	235	24.856	176	235	7	5:08.219	3:50.187	211	46.187	239	31.845		239
4	2:12.978	1:01.718	220	46.509	237	24.751	175	237									

40 Maxime Martin, BEL/ Bas Leinders, BEL									theoretical besttime: 1:59.520								
1	2:49.365	1:34.453	186	49.524	203	25.388	172	203	7	2:14.134	1:02.755	212	46.573	234	24.806	172	234
2	2:17.148	1:02.792	185	49.230	219	25.126	173	219	8	2:22.399	1:03.074	218	46.302	235	33.023		235
3	2:19.805	1:03.421	184	49.339	174	27.045	173	174	9	25:14.454	24:06.749	185	45.101	238	22.604	177	238
4	2:14.813	1:02.028	202	48.057	235	24.728	173	235	10	2:01.099	56.425	225	42.862	241	21.812	177	241
5	2:28.419	1:04.650	174	52.892	203	30.877		203	11	1:59.520	55.340	226	42.618	241	21.562	179	241
6	9:46.292	8:33.690	201	46.953	232	25.649	170	232	12	2:15.643	58.525	172	46.786	221	30.332		221

41 Renaud Kuppens, BEL/ Markus Palttala, FIN									theoretical besttime: 2:06.514								
1	4:02.326	2:46.810	177	49.950	218	25.566	169	218	6	2:31.265	1:04.155	190	53.470	184	33.640		184
2	2:18.223	1:03.570	200	49.287	228	25.366	171	228	7	9:09.676	7:50.266	192	49.469	215	29.941		215
3	2:17.952	1:03.316	205	49.004	231	25.632	170	231	8	22:11.284	20:58.100	194	48.742	175	24.442	176	175
4	2:19.108	1:03.707	198	49.336	230	26.065	168	230	9	2:09.363	57.667	215	44.405	234	27.291		234
5	2:18.127	1:03.718	203	48.709	231	25.700	170	231	10	12:24.106	10:30.171	171	1:06.181	114	47.754		114

Nürburgring, Length: 5148 m

FIA REGNR:6GT1-DE.030810



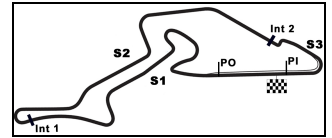
GT1 World Championship

Top Speed List Pre Qualifying

Nr	Team, Car, Driver, Nat	Top speed
4	Swiss Racing Team, Nissan GT - R Ara Seiji , JPN Nilsson Max , SWE	250,12 km/h
9	Hexis AMR, Aston Martin DB9 Makowiecki Frederic , FRA Clairay Yann , FRA	249,60 km/h
22	Sumo Power GT, Nissan GT - R Hughes Warren , GBR Campbell-Walter Jamie , GBR	249,25 km/h
3	Swiss Racing Team, Nissan GT - R Wendlinger Karl , AUT Moser Henri , CHE	248,05 km/h
23	Sumo Power GT, Nissan GT - R Krumm Michael , DEU Dumbreck Peter , GBR	247,82 km/h
7	Young Driver AMR, Aston Martin DB9 Turner Darren , GBR Enge Tomas , CZE	247,76 km/h
10	Hexis AMR, Aston Martin DB9 Piccione Clivio , MCO Hirschi Jonathan , CHE	247,31 km/h
13	Phoenix Racing /Carsport, Corvette Z06 Hennerici Marc , DEU Margaritis Alexander , GRC	247,25 km/h
8	Young Driver AMR, Aston Martin DB9 Nygaard Christoffer , DNK Mücke Stefan , DEU	246,69 km/h
37	All-Inkl.com Münnich Motorsport, Lamborghini Mur Basseng Marc , DEU Jäger Thomas , DEU	243,63 km/h
2	Vitaphone Racing Team, Maserati MC12 Ramos Miguel , PRT Bernoldi Enrique , BRA	243,46 km/h
1	Vitaphone Racing Team, Maserati MC12 Bertolini Andrea , ITA Bartels Michael , DEU	243,08 km/h

Nürburgring, Length: 5148 m

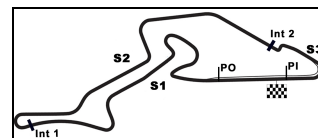
FIA REGNR:6GT1-DE.030810


GT1 World Championship
Top Speed List Pre Qualifying

Nr	Team, Car, Driver, Nat	Top speed
11	Mad-Croc Racing, Corvette Z06 Maassen Xavier , NLD Menten Jos , NLD	242,92 km/h
34	Triple H Team Hegersport, Maserati MC12 Longin Bert , BEL Guidi Pier , ITA	242,32 km/h
6	Matech Competition, Ford GT Matech Prost Nicolas , FRA Jani Neel , CHE	241,94 km/h
12	Mad-Croc Racing, Corvette Z06 Salo Mika , FIN Kuismanen Pertti , FIN	241,56 km/h
40	Marc VDS Racing Team, Ford GT Martin Maxime , BEL Leinders Bas , BEL	241,18 km/h
24	Reiter, Lamborghini Murcielago 670 R-SV Kox Peter , NLD Haase Christopher , DEU	240,75 km/h
5	Matech Competition, Ford GT Matech Mutsch Thomas , DEU Westbrook Richard , GBR	239,63 km/h
38	All-Inkl.com Münnich Motorsport, Lamborghini Murci Schwager Dominik , DEU Pastorelli Nicky , ITA	239,15 km/h
25	Reiter, Lamborghini Murcielago 670 R-SV Zonta Ricardo , BRA Kechele Frank , DEU	237,00 km/h
33	Triple H Team Hegersport, Maserati MC12 Heger Alfrid , DEU Müller Alex , DEU	236,63 km/h
41	Marc VDS Racing Team, Ford GT Kuppens Renaud , BEL Palttala Markus , FIN	233,77 km/h

Nürburgring, Length: 5148 m

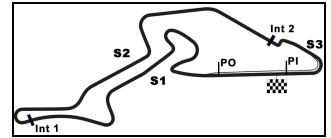
FIA REGNR:6GT1-DE.030810


GT1 World Championship
Results Qualifying Overall

Pos	Nr	Team, Car, Driver, Nat	Q1	Q2	Q3	Time
1	7	Young Driver AMR, Aston Martin DB9 Turner Darren , GBR Enge Tomas , CZE	1:57.479	1:57.182	1:57.155	1:57.155
2	24	Reiter, Lamborghini Murcielago 670 R-SV Kox Peter , NLD Haase Christopher , DEU	1:58.402	1:57.792	1:57.596	1:57.596
3	38	All-Inkl.com Münnich Motorsport, Lamborghini Murcielago 670 R-SV Schwager Dominik , DEU Pastorelli Nicky , ITA	1:57.888	1:57.904	1:57.858	1:57.858
4	13	Phoenix Racing /Carsport, Corvette Z06 Hennerici Marc , DEU Margaritis Alexander , GRC	1:57.742	1:57.764	1:57.916	1:57.916
5	1	Vitaphone Racing Team, Maserati MC12 Bertolini Andrea , ITA Bartels Michael , DEU	1:58.571	1:57.793	1:58.467	1:58.467
6	34	Triple H Team Hegersport, Maserati MC12 Longin Bert , BEL Pier Guidi Alessandro , ITA	1:58.638	1:57.780	1:58.688	1:58.688
7	25	Reiter, Lamborghini Murcielago 670 R-SV Zonta Ricardo , BRA Kechele Frank , DEU	1:58.558	1:57.737	1:59.011	1:59.011
8	8	Young Driver AMR, Aston Martin DB9 Nygaard Christoffer , DNK Mücke Stefan , DEU	1:58.552	1:57.292		1:57.292
9	23	Sumo Power GT, Nissan GT - R Krumm Michael , DEU Dumbreck Peter , GBR	1:57.822	1:57.991		1:57.991
10	11	Mad-Croc Racing, Corvette Z06 Maassen Xavier , NLD Menten Jos , NLD	1:57.834	1:58.047		1:58.047
11	6	Matech Competition, Ford GT Matech Prost Nicolas , FRA Jani Neel , CHE	1:58.743	1:58.253		1:58.253
12	10	Hexis AMR, Aston Martin DB9 Piccione Clivio , MCO Hirschi Jonathan , CHE	1:58.107	1:58.523		1:58.523
13	9	Hexis AMR, Aston Martin DB9 Makowiecki Frederic , FRA Clairay Yann , FRA	1:57.171	1:58.642		1:58.642
14	3	Swiss Racing Team, Nissan GT - R Wendlinger Karl , AUT Moser Henri , CHE	1:58.226	1:59.086		1:59.086

Nürburgring, Length: 5148 m

FIA REGNR:6GT1-DE.030810


GT1 World Championship
Results Qualifying 3

Pos	Nr	Team, Car, Driver, Nat	Q1	Q2	Q3	Time
15	37	All-Inkl.com Münnich Motorsport, Lamborghini Murcielago 670 R-SV Basseng Marc , DEU Jäger Thomas , DEU	1:57.933	1:59.430		1:59.430
16	40	Marc VDS Racing Team, Ford GT Martin Maxime , BEL Leinders Bas , BEL	1:58.312	1:59.606		1:59.606
17	4	Swiss Racing Team, Nissan GT - R Ara Seiji , JPN Nilsson Max , SWE	1:59.008			1:59.008
18	2	Vitaphone Racing Team, Maserati MC12 Ramos Miguel , PRT Bernoldi Enrique , BRA	1:59.037			1:59.037
19	22	Sumo Power GT, Nissan GT - R Hughes Warren , GBR Campbell-Walter Jamie , GBR	1:59.094			1:59.094
20	33	Triple H Team Hegersport, Maserati MC12 Heger Altfred , DEU Müller Alex , DEU	1:59.128			1:59.128
21	12	Mad-Croc Racing, Corvette Z06 Salo Mika , FIN Kuismanen Pertti , FIN	1:59.202			1:59.202
22	5	Matech Competition, Ford GT Matech Mutsch Thomas , DEU Westbrook Richard , GBR	1:59.211			1:59.211
23	41	Marc VDS Racing Team, Ford GT Kuppens Renaud , BEL Palttala Markus , FIN	1:59.300			1:59.300

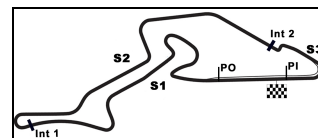
Steward:

Steward:

Steward:

Nürburgring, Length: 5148 m

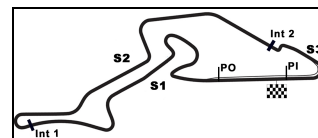
FIA REGNR:6GT1-DE.030810


GT1 World Championship
Results Qualifying 1

Pos	Nr	Team, Car, Driver, Nat	Fastest	Laps	Tsp(km/h)	Gap	Int	Avg(km/h)	Time
1	9	Hexis AMR, Aston Martin DB9 Makowiecki Frederic , FRA Clairay Yann , FRA	1:57.171	8	250,23			158,17	9:19:16
2	7	Young Driver AMR, Aston Martin DB9 Turner Darren , GBR Enge Tomas , CZE	1:57.479	8	249,37	0.308	0.308	157,75	9:15:36
3	13	Phoenix Racing /Carsport, Corvette Z06 Hennerici Marc , DEU Margaritis Alexander , GRC	1:57.742	8	247,54	0.571	0.263	157,40	9:17:53
4	23	Sumo Power GT, Nissan GT - R Krumm Michael , DEU Dumbreck Peter , GBR	1:57.822	9	252,10	0.651	0.080	157,29	9:19:09
5	11	Mad-Croc Racing, Corvette Z06 Maassen Xavier , NLD Menten Jos , NLD	1:57.834	9	244,84	0.663	0.012	157,28	9:19:03
6	38	All-Inkl.com Münnich Motorsport, Lamborghini Murcielago 670 R-SV Schwager Dominik , DEU Pastorelli Nicky , ITA	1:57.888	9	244,62	0.717	0.054	157,21	9:18:47
7	37	All-Inkl.com Münnich Motorsport, Lamborghini Murcielago 670 R-SV Basseng Marc , DEU Jäger Thomas , DEU	<u>1:57.933</u>	9	243,08	0.762	0.045	157,15	9:20:29
8	10	Hexis AMR, Aston Martin DB9 Piccione Clivio , MCO Hirschi Jonathan , CHE	1:58.107	8	248,56	0.936	0.174	156,92	9:19:00
9	3	Swiss Racing Team, Nissan GT - R Wendlinger Karl , AUT Moser Henri , CHE	1:58.226	9	248,45	1.055	0.119	156,76	9:19:58
10	40	Marc VDS Racing Team, Ford GT Martin Maxime , BEL Leinders Bas , BEL	1:58.312	5	240,64	1.141	0.086	156,64	9:09:15
11	24	Reiter, Lamborghini Murcielago 670 R-SV Kox Peter , NLD Haase Christopher , DEU	1:58.402	9	245,06	1.231	0.090	156,52	9:18:43
12	8	Young Driver AMR, Aston Martin DB9 Nygaard Christoffer , DNK Mücke Stefan , DEU	1:58.552	9	248,91	1.381	0.150	156,33	9:20:21
13	25	Reiter, Lamborghini Murcielago 670 R-SV Zonta Ricardo , BRA Kechele Frank , DEU	1:58.558	9	243,13	1.387	0.006	156,32	9:18:25
14	1	Vitaphone Racing Team, Maserati MC12 Bertolini Andrea , ITA Bartels Michael , DEU	1:58.571	9	245,06	1.400	0.013	156,30	9:18:19

Nürburgring, Length: 5148 m

FIA REGNR:6GT1-DE.030810


GT1 World Championship
Results Qualifying 1

Pos	Nr	Team, Car, Driver, Nat	Fastest	Laps	Tsp(km/h)	Gap	Int	Avg(km/h)	Time
15	34	Triple H Team Hegersport, Maserati MC12 Longin Bert , BEL Guidi Pier , ITA	1:58.638	8	244,68	1.467	0.067	156,21	9:16:12
16	6	Matech Competition, Ford GT Matech Prost Nicolas , FRA Jani Neel , CHE	1:58.743	9	242,92	1.572	0.105	156,07	9:14:55
17	4	Swiss Racing Team, Nissan GT - R Ara Seiji , JPN Nilsson Max , SWE	1:59.008	8	251,16	1.837	0.265	155,73	9:20:51
18	2	Vitaphone Racing Team, Maserati MC12 Ramos Miguel , PRT Bernoldi Enrique , BRA	1:59.037	9	245,79	1.866	0.029	155,69	9:20:34
19	22	Sumo Power GT, Nissan GT - R Hughes Warren , GBR Campbell-Walter Jamie , GBR	1:59.094	8	250,75	1.923	0.057	155,61	9:16:57
20	33	Triple H Team Hegersport, Maserati MC12 Heger Alfrid , DEU Müller Alex , DEU	1:59.128	9	243,85	1.957	0.034	155,57	9:21:07
21	12	Mad-Croc Racing, Corvette Z06 Salo Mika , FIN Kuismanen Pertti , FIN	1:59.202	7	243,24	2.031	0.074	155,47	9:16:09
22	5	Matech Competition, Ford GT Matech Mutsch Thomas , DEU Westbrook Richard , GBR	1:59.211	9	240,70	2.040	0.009	155,46	9:09:04
23	41	Marc VDS Racing Team, Ford GT Kuppens Renaud , BEL Palttala Markus , FIN	1:59.300	9	243,35	2.129	0.089	155,35	9:19:43

Results remain provisional until the outcome of the technical check and the decisions of the Stewards of the Meeting

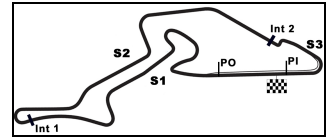
Publications Time:

- Race Director:

- Time Keeping:

Nürburgring, Length: 5148 m

FIA REGNR:6GT1-DE.030810



GT1 World Championship

Lap analysis: Qualifying 1

Lap	Time	SE1	SP1	SE2	SP2	SE3	SP3	TSP	Lap	Time	SE1	SP1	SE2	SP2	SE3	SP3	TSP
1 Andrea Bertolini, ITA/ Michael Bartels, DEU									theoretical besttime: 1:58.571								
1	2:52.454	1:37.471	174	48.102	188	26.881	179	188	6	3:15.032	2:05.350	189	47.031	236	22.651	180	236
2	2:05.402	57.846	208	43.944	243	23.612	178	243	7	2:01.051	56.312	216	43.011	243	21.728	180	243
3	2:00.765	55.960	215	43.149	244	21.656	178	244	8	1:58.571	55.183	221	42.196	244	21.192	180	244
4	1:59.726	55.763	224	42.527	245	21.436	179	245	9	1:58.935	55.193	228	42.372	244	21.370	181	244
5	2:05.910	55.847	219	43.004	245	27.059		245	10		1:01.811	181	48.347	191			191

2 Miguel Ramos, PRT/ Enrique Bernoldi, BRA									theoretical besttime: 1:59.006								
1	3:08.282	1:42.396	161	49.385	176	36.501		176	6	2:03.664	57.438	217	43.798	235	22.428	178	235
2	3:16.958	2:02.164	184	48.141	238	26.653	176	238	7	1:59.636	55.264	229	42.571	245	21.801	180	245
3	2:06.849	58.653	210	45.787	243	22.409	178	243	8	1:59.780	55.288	228	42.571	246	21.921	179	246
4	1:59.836	55.335	224	42.688	244	21.813	178	244	9	1:59.037	54.881	230	42.363	245	21.793	178	245
5	1:59.769	55.470	229	42.537	243	21.762	175	243	10		1:05.865	153					

3 Karl Wendlinger, AUT/ Henri Moser, CHE									theoretical besttime: 1:58.223								
1	2:52.036	1:35.624	167	48.276	149	28.136	180	149	6	1:58.620	54.772	234	42.349	245	21.499	184	245
2	2:03.921	57.574	217	44.359	245	21.988	184	245	7	1:58.482	54.625	224	42.307	248	21.550	182	248
3	2:11.417	55.688	230	43.093	247	32.636		247	8	1:58.226	54.628	230	42.197	244	21.401	185	244
4	4:52.031	3:41.942	192	46.615	243	23.474	182	243	9	2:11.087	54.808	228	47.077	212	29.202		212
5	2:03.091	58.103	215	43.275	246	21.713	188	246									

4 Seiji Ara, JPN/ Max Nilsson, SWE									theoretical besttime: 1:58.711								
1	2:39.048	1:25.792	166	48.101	229	25.155	184	229	5	2:02.971	57.935	203	43.298	245	21.738	187	245
2	2:02.247	56.594	207	43.709	251	21.944	185	251	6	1:59.236	55.329	221	42.454	249	21.453	186	249
3	2:10.025	55.816	199	43.494	249	30.715		249	7	2:13.827	54.804	226	57.174	245	21.849	187	245
4	5:45.339	4:32.206	159	49.720	232	23.413	184	232	8	1:59.008	54.900	229	42.610	249	21.498	186	249

5 Thomas Mutsch, DEU/ Richard Westbrook, GBR									theoretical besttime: 1:58.991								
1	2:55.843	1:35.802	153	51.942	204	28.099	176	204	6	2:05.254	56.381	229	42.913	240	25.960		240
2	2:03.649	58.282	216	43.565	241	21.802	179	241	7	3:36.823	2:28.096	188	46.249	230	22.478	179	230
3	2:05.669	55.701	227	47.077	187	22.891	179	187	8	2:01.207	56.454	223	43.000	240	21.753	179	240
4	1:59.211	55.323	227	42.510	240	21.378	177	240	9	1:59.355	55.687	228	42.386	238	21.282	178	238
5	1:59.414	55.402	229	42.622	238	21.390	178	238	10		1:03.613	173					

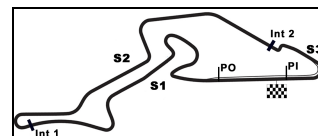
6 Nicolas Prost, FRA/ Neel Jani, CHE									theoretical besttime: 1:58.530								
1	2:50.335	1:32.073	152	51.345	153	26.917	174	153	6	1:58.743	54.996	228	42.346	243	21.401	180	243
2	2:13.569	58.400	206	44.448	241	30.721		241	7	2:00.809	56.068	228	42.788	243	21.953	180	243
3	3:43.146	2:29.822	160	48.807	228	24.517	163	228	8	1:58.934	55.006	229	42.429	242	21.499	180	242
4	2:09.995	1:01.243	154	45.600	205	23.152	178	205	9	1:58.748	55.069	230	42.133	243	21.546	179	243
5	1:59.912	55.457	226	42.822	243	21.633	180	243	10		1:02.639	189					

7 Darren Turner, GBR/ Tomas Enge, CZE									theoretical besttime: 1:57.479								
1	2:23.049	1:14.880	180	45.736	244	22.433	181	244	5	3:11.089	2:04.035	188	45.093	245	21.961	180	245
2	1:59.677	55.598	221	42.603	248	21.476	181	248	6	1:58.900	55.318	224	42.214	247	21.368	183	247
3	1:59.353	55.363	227	42.198	248	21.792	181	248	7	1:57.479	54.443	232	41.855	248	21.181	183	248
4	2:06.258	55.688	219	42.874	249	27.696		249	8	2:04.757	54.505	230	41.861	249	28.391		249

8 Christoffer Nygaard, DNK/ Stefan Mücke, DEU									theoretical besttime: 1:58.360								
1	2:27.159	1:15.409	172	48.261	241	23.489	180	241	6	3:39.372	2:23.066	184	52.457	142	23.849	180	142
2	2:06.014	57.679	214	43.467	247	24.868	181	247	7	2:02.548	57.237	218	43.690	248	21.621	183	248
3	2:00.723	55.864	231	43.134	249	21.725	181	249	8	1:59.239	54.573	228	43.231	249	21.435	183	249
4	2:02.010	57.455	220	42.739	249	21.816	181	249	9	1:58.552	54.553	225	42.372	248	21.627	183	248
5	2:05.415	55.286	226	42.671	248	27.458		248	10		1:02.678	158					

Nürburgring, Length: 5148 m

FIA REGNR:6GT1-DE.030810


GT1 World Championship
Lap analysis: Qualifying 1

Lap	Time	SE1	SP1	SE2	SP2	SE3	SP3	TSP	Lap	Time	SE1	SP1	SE2	SP2	SE3	SP3	TSP
9 Frederic Makowiecki, FRA/ Yann Clairay, FRA									theoretical besttime: 1:57.171								
1	2:20.874	1:11.920	202	46.197	222	22.757	181	222	5	6:50.188	5:43.862	203	44.496	248	21.830	184	248
2	2:03.708	56.030	227	45.326	237	22.352	182	237	6	1:58.689	55.254	227	41.986	249	21.449	183	249
3	1:59.355	55.346	223	42.221	249	21.788	182	249	7	1:57.171	54.289	234	41.487	250	21.395	184	250
4	2:06.233	55.670	222	42.576	250	27.987		250	8	2:12.355	57.442	208	44.200	221	30.713		221

10 Clivio Piccione, MCO/ Jonathan Hirschi, CHE									theoretical besttime: 1:58.107								
1	2:17.544	1:09.574	197	45.466	242	22.504	179	242	5	6:34.227	5:21.874	204	48.756	211	23.597	183	211
2	2:00.819	56.007	229	42.723	246	22.089	181	246	6	1:59.932	55.877	228	42.427	249	21.628	184	249
3	1:59.302	55.149	229	42.321	248	21.832	181	248	7	1:58.107	54.559	233	42.084	248	21.464	183	248
4	2:10.045	57.928	209	44.192	245	27.925		245	8	2:16.512	58.224	176	46.992	247	31.296		247

11 Xavier Maassen, NLD/ Jos Menten, NLD									theoretical besttime: 1:57.834								
1	2:28.783	1:16.850	168	47.969	225	23.964	179	225	6	4:30.518	3:22.383	200	45.412	240	22.723	181	240
2	2:02.244	56.706	215	43.423	243	22.115	180	243	7	1:58.940	55.082	229	42.318	244	21.540	182	244
3	1:59.472	55.160	231	42.581	242	21.731	180	242	8	1:57.834	54.348	232	42.054	245	21.432	182	245
4	1:59.107	54.996	228	42.578	244	21.533	180	244	9	2:24.192	1:05.575	174	48.008	189	30.609		189
5	2:05.960	54.859	220	42.962	243	28.139		243									

12 Mika Salo, FIN/ Pertti Kuismanen, FIN									theoretical besttime: 1:59.124								
1	8:03.769	6:52.934	179	47.368	237	23.467	176	237	5	1:59.202	54.812	229	42.754	243	21.636	179	243
2	2:01.614	56.573	222	43.314	242	21.727	179	242	6	2:04.991	57.607	187	45.051	241	22.333	179	241
3	1:59.743	55.082	228	42.676	243	21.985	179	243	7	2:00.961	55.731	228	43.432	243	21.798	179	243
4	2:04.957	58.237	226	44.035	219	22.685	179	219	8		1:01.226	226	43.731	242			242

13 Marc Hennerici, DEU/ Alexander Margaritis, GRC									theoretical besttime: 1:57.742								
1	2:30.975	1:17.440	162	49.020	218	24.515	184	218	5	5:15.266	4:06.045	182	46.126	225	23.095	182	225
2	2:00.598	55.993	203	42.880	248	21.725	180	248	6	2:01.447	56.437	210	43.476	246	21.534	186	246
3	1:59.357	55.259	225	42.417	247	21.681	183	247	7	1:57.742	54.386	227	42.090	246	21.266	182	246
4	2:08.012	56.787	218	43.420	247	27.805		247	8	2:05.524	55.030	214	43.217	246	27.277		246

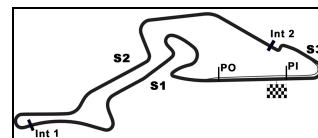
22 Warren Hughes, GBR/ Jamie Campbell-Walter, GBR									theoretical besttime: 1:58.941								
1	6:44.025	5:24.827	183	53.449	171	25.749	172	171	5	1:59.386	55.230	234	42.523	250	21.633	184	250
2	2:11.856	1:03.549	211	44.916	247	23.391	181	247	6	1:59.094	54.980	235	42.468	251	21.646	185	251
3	2:02.796	56.770	221	43.704	247	22.322	183	247	7	2:05.179	57.585	209	45.236	229	22.358	185	229
4	1:59.772	55.640	232	42.526	250	21.606	184	250	8	1:59.132	55.147	234	42.355	250	21.630	184	250

23 Michael Krumm, DEU/ Peter Dumbreck, GBR									theoretical besttime: 1:57.822								
1	2:34.167	1:20.380	178	47.092	235	26.695	183	235	6	2:03.087	57.180	220	43.876	248	22.031	182	248
2	2:02.062	57.192	219				183		7	1:58.937	55.066	234	42.396	248	21.475	185	248
3	1:59.439	55.363	231	42.574	250	21.502	184	250	8	1:57.822	54.362	234	42.026	249	21.434	186	249
4	2:06.977	56.468	224	43.248	252	27.261		252	9	2:16.278	57.102	183	47.404	196	31.772		196
5	4:27.148	3:17.979	171	46.461	246	22.708	183	246									

24 Peter Kox, NLD/ Christopher Haase, DEU									theoretical besttime: 1:58.402								
1	2:42.471	1:26.682	152	50.897	154	24.892	179	154	6	3:44.463	2:32.589	178	48.934	205	22.940	182	205
2	2:03.593	57.836	204	43.916	243	21.841	181	243	7	2:00.656	55.861	205	43.190	242	21.605	182	242
3	1:59.833	55.674	220	42.569	244	21.590	182	244	8	1:58.402	54.695	210	42.275	244	21.432	181	244
4	1:59.611	55.677	226	42.389	245	21.545	182	245	9	2:10.347	56.042	211	44.458	241	29.847		241
5	2:13.725	1:00.122	195	45.105	234	28.498		234									

Nürburgring, Length: 5148 m

FIA REGNR:6GT1-DE.030810


GT1 World Championship
Lap analysis: Qualifying 1

Lap	Time	SE1	SP1	SE2	SP2	SE3	SP3	TSP	Lap	Time	SE1	SP1	SE2	SP2	SE3	SP3	TSP
25	Ricardo Zonta, BRA/ Frank Kechele, DEU								theoretical besttime: 1:58.190								
1	2:36.641	1:23.659	155	49.492	222	23.490	180	222	6	3:29.730	2:19.743	191	46.974	228	23.013	181	228
2	2:03.103	57.490	209	43.525	241	22.088	180	241	7	2:03.591	56.564	212	45.510	242	21.517	182	242
3	2:00.510	55.937	223	43.018	243	21.555	180	243	8	1:58.558	54.756	230	42.575	243	21.227	182	243
4	1:59.094	55.222	230	42.598	243	21.274	181	243	9	1:58.569	55.024	230	42.207	243	21.338	182	243
5	2:14.285	57.299	175	48.686	223	28.300		223	10		1:04.840	180					

33	Altfred Heger, DEU/ Alex Müller, DEU								theoretical besttime: 1:58.603								
1	3:02.481	1:44.656	173	48.743	199	29.082	175	199	6	3:50.088	2:40.832	189	46.397	243	22.859	179	243
2	2:04.085	58.337	214	43.753	243	21.995	179	243	7	2:00.201	56.018	223	42.663	243	21.520	178	243
3	2:03.861	57.565	215	44.512	242	21.784	180	242	8	1:59.465	55.473	228	42.384	243	21.608	180	243
4	1:59.331	55.310	226	42.578	244	21.443	179	244	9	1:59.128	54.991	229	42.909	243	21.228	178	243
5	2:08.757	56.294	216	44.377	239	28.086		239									

34	Bert Longin, BEL/ Pier Guidi, ITA								theoretical besttime: 1:58.397								
1	2:59.653	1:39.821	169	49.645	142	30.187	176	142	5	2:00.634	56.483	229	42.616	245	21.535	178	245
2	2:01.213	56.625	226	42.698	244	21.890	177	244	6	1:58.865	55.117	227	42.302	240	21.446	180	240
3	2:07.181	55.030	222	42.541	245	29.610		245	7	1:58.638	54.649	231	42.389	242	21.600	180	242
4	3:06.537	1:57.891	193	46.021	238	22.625	178	238	8	2:22.992	1:02.415	189	51.219	206	29.358		206

37	Marc Basseng, DEU/ Thomas Jäger, DEU								theoretical besttime: 1:57.933								
1	2:47.249	1:30.161	169	52.122	155	24.966	179	155	6	3:31.040	2:14.078	164	53.083	153	23.879	180	153
2	2:02.721	56.994	225	43.929	240	21.798	182	240	7	2:03.940	57.663	209	44.345	241	21.932	182	241
3	2:00.142	55.373	230	42.983	242	21.786	182	242	8	1:58.814	54.991	229	42.568	241	21.255	182	241
4	1:59.106	55.098	231	42.742	243	21.266	182	243	9	1:57.933	54.503	232	42.299	242	21.131	183	242
5	2:08.209	56.239	227	43.172	242	28.798		242	10		1:00.825	162					

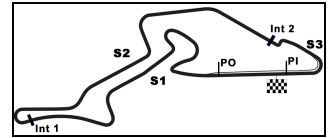
38	Dominik Schwager, DEU/ Nicky Pastorelli, ITA								theoretical besttime: 1:57.888								
1	2:44.919	1:27.182	172	51.931	159	25.806	180	159	6	3:49.298	2:37.310	183	49.180	216	22.808	182	216
2	2:04.091	56.618	221	43.569	241	23.904	182	241	7	2:03.474	56.109	223	42.785	242	24.580	184	242
3	1:59.064	55.072	228	42.553	243	21.439	183	243	8	1:57.888	54.541	231	42.266	245	21.081	183	245
4	1:58.739	54.783	231	42.422	244	21.534	180	244	9	1:58.232	54.575	232	42.279	243	21.378	182	243
5	2:09.999	56.137	225	43.441	243	30.421		243	10		58.034	178					

40	Maxime Martin, BEL/ Bas Leinders, BEL								theoretical besttime: 1:58.312								
1	3:14.550	1:57.261	169	52.591	176	24.698	175	176	4	1:58.312	54.918	227	42.118	241	21.276	178	241
2	2:02.924	57.715	222	43.559	239	21.650	178	239	5	2:13.680	59.201	193	45.845	230	28.634		230
3	1:59.020	55.269	227	42.349	240	21.402	178	240									

41	Renaud Kuppens, BEL/ Markus Palttala, FIN								theoretical besttime: 1:59.180								
1	2:54.371	1:38.787	167	48.576	206	27.008	177	206	6	2:02.067	56.607	221	43.546	239	21.914	179	239
2	2:03.922	57.661	207	43.818	241	22.443	177	241	7	2:00.018	55.724	227	42.921	240	21.373	178	240
3	2:00.936	56.099	223	43.079	243	21.758	180	243	8	1:59.300	55.135	222	42.794	239	21.371	178	239
4	2:05.660	55.540	222	43.227	238	26.893		238	9	1:59.767	55.544	224	42.674	240	21.549	177	240
5	4:36.597	3:21.366	180	52.906	240	22.325	175	240									

Nürburgring, Length: 5148 m

FIA REGNR:6GT1-DE.030810



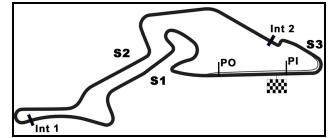
GT1 World Championship

Top Speed List Qualifying 1

Nr	Team, Car, Driver, Nat	Top speed
23	Sumo Power GT, Nissan GT - R Krumm Michael , DEU Dumbreck Peter , GBR	252,10 km/h
4	Swiss Racing Team, Nissan GT - R Ara Seiji , JPN Nilsson Max , SWE	251,16 km/h
22	Sumo Power GT, Nissan GT - R Hughes Warren , GBR Campbell-Walter Jamie , GBR	250,75 km/h
9	Hexis AMR, Aston Martin DB9 Makowiecki Frederic , FRA Clairay Yann , FRA	250,23 km/h
7	Young Driver AMR, Aston Martin DB9 Turner Darren , GBR Enge Tomas , CZE	249,37 km/h
8	Young Driver AMR, Aston Martin DB9 Nygaard Christoffer , DNK Mücke Stefan , DEU	248,91 km/h
10	Hexis AMR, Aston Martin DB9 Piccione Clivio , MCO Hirschi Jonathan , CHE	248,56 km/h
3	Swiss Racing Team, Nissan GT - R Wendlinger Karl , AUT Moser Henri , CHE	248,45 km/h
13	Phoenix Racing /Carsport, Corvette Z06 Hennerici Marc , DEU Margaritis Alexander , GRC	247,54 km/h
2	Vitaphone Racing Team, Maserati MC12 Ramos Miguel , PRT Bernoldi Enrique , BRA	245,79 km/h
24	Reiter, Lamborghini Murcielago 670 R-SV Kox Peter , NLD Haase Christopher , DEU	245,06 km/h
1	Vitaphone Racing Team, Maserati MC12 Bertolini Andrea , ITA Bartels Michael , DEU	245,06 km/h

Nürburgring, Length: 5148 m

FIA REGNR:6GT1-DE.030810



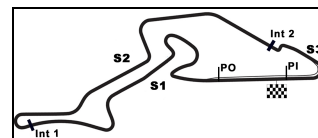
GT1 World Championship

Top Speed List Qualifying 1

Nr	Team, Car, Driver, Nat	Top speed
11	Mad-Croc Racing, Corvette Z06 Maassen Xavier , NLD Menten Jos , NLD	244,84 km/h
34	Triple H Team Hegersport, Maserati MC12 Longin Bert , BEL Guidi Pier , ITA	244,68 km/h
38	All-Inkl.com Münnich Motorsport, Lamborghini Mur Schwager Dominik , DEU Pastorelli Nicky , ITA	244,62 km/h
33	Triple H Team Hegersport, Maserati MC12 Heger Altfrid , DEU Müller Alex , DEU	243,85 km/h
41	Marc VDS Racing Team, Ford GT Kuppens Renaud , BEL Palttala Markus , FIN	243,35 km/h
12	Mad-Croc Racing, Corvette Z06 Salo Mika , FIN Kuismanen Pertti , FIN	243,24 km/h
25	Reiter, Lamborghini Murcielago 670 R-SV Zonta Ricardo , BRA Kechele Frank , DEU	243,13 km/h
37	All-Inkl.com Münnich Motorsport, Lamborghini Mur Basseng Marc , DEU Jäger Thomas , DEU	243,08 km/h
6	Matech Competition, Ford GT Matech Prost Nicolas , FRA Jani Neel , CHE	242,92 km/h
5	Matech Competition, Ford GT Matech Mutsch Thomas , DEU Westbrook Richard , GBR	240,70 km/h
40	Marc VDS Racing Team, Ford GT Martin Maxime , BEL Leinders Bas , BEL	240,64 km/h

Nürburgring, Length: 5148 m

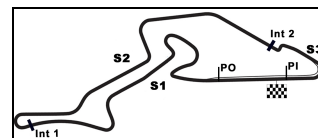
FIA REGNR:6GT1-DE.030810


GT1 World Championship
Results Qualifying 2

Pos	Nr	Team, Car, Driver, Nat	Fastest	Laps	Tsp(km/h)	Gap	Int	Avg(km/h)	Time
1	7	Young Driver AMR, Aston Martin DB9 Turner Darren , GBR Enge Tomas , CZE	1:57.182	7	249,77			158,15	9:40:41
2	8	Young Driver AMR, Aston Martin DB9 Nygaard Christoffer , DNK Mücke Stefan , DEU	1:57.292	7	250,23	0.110	0.110	158,01	9:42:37
3	25	Reiter, Lamborghini Murcielago 670 R-SV Zonta Ricardo , BRA Kechele Frank , DEU	1:57.737	7	243,35	0.555	0.445	157,41	9:42:06
4	13	Phoenix Racing /Carsport, Corvette Z06 Hennerici Marc , DEU Margaritis Alexander , GRC	1:57.764	7	248,62	0.582	0.027	157,37	9:40:30
5	34	Triple H Team Hegersport, Maserati MC12 Longin Bert , BEL Guidi Pier , ITA	1:57.780	4	244,07	0.598	0.016	157,35	9:34:18
6	24	Reiter, Lamborghini Murcielago 670 R-SV Kox Peter , NLD Haase Christopher , DEU	1:57.792	7	245,79	0.610	0.012	157,33	9:39:36
7	1	Vitaphone Racing Team, Maserati MC12 Bertolini Andrea , ITA Bartels Michael , DEU	1:57.793	5	244,84	0.611	0.001	157,33	9:36:50
8	38	All-Inkl.com Münnich Motorsport, Lamborghini Murcielago 670 R-SV Schwager Dominik , DEU Pastorelli Nicky , ITA	1:57.904	8	245,40	0.722	0.111	157,19	9:41:30
9	23	Sumo Power GT, Nissan GT - R Krumm Michael , DEU Dumbreck Peter , GBR	1:57.991	8	250,29	0.809	0.087	157,07	9:35:53
10	11	Mad-Croc Racing, Corvette Z06 Maassen Xavier , NLD Menten Jos , NLD	1:58.047	7	244,84	0.865	0.056	157,00	9:42:57
11	6	Matech Competition, Ford GT Matech Prost Nicolas , FRA Jani Neel , CHE	1:58.253	7	244,51	1.071	0.206	156,72	9:42:51
12	10	Hexis AMR, Aston Martin DB9 Piccione Clivio , MCO Hirschi Jonathan , CHE	1:58.523	7	249,02	1.341	0.270	156,36	9:40:28
13	9	Hexis AMR, Aston Martin DB9 Makowiecki Frederic , FRA Clairay Yann , FRA	1:58.642	7	250,29	1.460	0.119	156,21	9:42:34
14	3	Swiss Racing Team, Nissan GT - R Wendlinger Karl , AUT Moser Henri , CHE	1:59.086	7	248,85	1.904	0.444	155,63	9:41:44

Nürburgring, Length: 5148 m

FIA REGNR:6GT1-DE.030810


GT1 World Championship
Results Qualifying 2

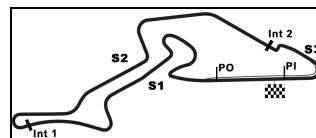
Pos	Nr	Team, Car, Driver, Nat	Fastest	Laps	Tsp(km/h)	Gap	Int	Avg(km/h)	Time
15	37	All-Inkl.com Münnich Motorsport, Lamborghini Murcielago 670 R-SV Basseng Marc , DEU Jäger Thomas , DEU	1:59.430	7	242,48	2.248	0.344	155,18	9:43:38
16	40	Marc VDS Racing Team, Ford GT Martin Maxime , BEL Leinders Bas , BEL	1:59.606	7	240,70	2.424	0.176	154,95	9:39:46
17	4	Swiss Racing Team, Nissan GT - R Ara Seiji , JPN Nilsson Max , SWE	1:59.008	0					0:00:00
18	2	Vitaphone Racing Team, Maserati MC12 Ramos Miguel , PRT Bernoldi Enrique , BRA	1:59.037	0					0:00:00
19	22	Sumo Power GT, Nissan GT - R Hughes Warren , GBR Campbell-Walter Jamie , GBR	1:59.094	0					0:00:00
20	33	Triple H Team Hegersport, Maserati MC12 Heger Altfred , DEU Müller Alex , DEU	1:59.128	0					0:00:00
21	12	Mad-Croc Racing, Corvette Z06 Salo Mika , FIN Kuismanen Pertti , FIN	1:59.202	0					0:00:00
22	5	Matech Competition, Ford GT Matech Mutsch Thomas , DEU Westbrook Richard , GBR	1:59.211	0					0:00:00
23	41	Marc VDS Racing Team, Ford GT Kuppens Renaud , BEL Palttala Markus , FIN	1:59.300	0					0:00:00

Results remain provisional until the outcome of the technical check and the decisions of the Stewards of the Meeting

Publications Time:

- Race Director:

- Time Keeping:

Nürburgring, Length: 5148 m
FIA REGNR:6GT1-DE.030810

GT1 World Championship
Lap analysis: Qualifying 2

Lap	Time	SE1	SP1	SE2	SP2	SE3	SP3	TSP	Lap	Time	SE1	SP1	SE2	SP2	SE3	SP3	TSP
1 Andrea Bertolini, ITA/ Michael Bartels, DEU									theoretical besttime: 1:57.724								
1	3:02.040	1:48.727	183	45.472	242	27.841		242	4	1:57.793	54.339	229	42.065	241	21.389	180	241
2	2:50.884	1:45.225	209	43.846	242	21.813	180	242	5	2:04.323	54.747	229	42.045	245	27.531		245
3	1:59.127	55.020	228	41.996	244	22.111	181	244									

3 Karl Wendlinger, AUT/ Henri Moser, CHE									theoretical besttime: 1:59.004								
1	2:34.345	1:19.298	222	46.600	229	28.447		229	5	1:59.898	55.438	234	42.762	247	21.698	189	247
2	3:59.520	2:34.727	167	59.958	227	24.835	171	227	6	1:59.086	54.918	233	42.525	249	21.643	184	249
3	2:09.686	1:00.180	216	47.464	238	22.042	186	238	7	1:59.280	55.051	229	42.668	248	21.561	185	248
4	2:01.449	56.107	226	43.585	244	21.757	184	244									

6 Nicolas Prost, FRA/ Neel Jani, CHE									theoretical besttime: 1:57.813								
1	3:36.472	2:25.278	169	46.981	230	24.213	178	230	5	1:58.934	54.860	229	42.339	245	21.735	182	245
2	2:02.222	57.387	214	43.075	243	21.760	181	243	6	2:18.240	1:05.116	151	50.390	232	22.734	182	232
3	1:58.332	54.772	228	42.067	243	21.493	180	243	7	1:58.253	54.619	229	42.110	243	21.524	180	243
4	1:58.752	54.253	220	42.801	243	21.698	180	243	8		1:06.570	163					

7 Darren Turner, GBR/ Tomas Enge, CZE									theoretical besttime: 1:57.182								
1	2:20.476	1:14.892	208	43.556	246	22.028	183	246	5	2:00.046	55.686	216	42.533	249	21.827	184	249
2	1:58.569	54.581	226	42.385	249	21.603	182	249	6	1:57.182	54.097	232	41.848	249	21.237	185	249
3	2:05.550	54.737	223	42.565	250	28.248		250	7	2:04.576	54.354	214	43.117	250	27.105		250
4	3:19.455	2:05.868	121	47.412	225	26.175	181	225									

8 Christoffer Nygaard, DNK/ Stefan Mücke, DEU									theoretical besttime: 1:57.292								
1	2:28.360	1:15.289	186	49.422	187	23.649	180	187	5	3:08.513	1:52.042	197	48.692	176	27.779	181	176
2	2:00.981	56.021	224	43.372	248	21.588	183	248	6	1:59.929	55.556	222	42.856	247	21.517	184	247
3	1:57.860	54.487	232	41.984	250	21.389	183	250	7	1:57.292	54.281	234	41.752	250	21.259	183	250
4	2:03.945	54.440	232	42.099	249	27.406	249	249	8		1:01.752	171					

9 Frederic Makowiecki, FRA/ Yann Clairay, FRA									theoretical besttime: 1:58.223								
1	2:15.580	1:08.525	199	44.521	249	22.534	182	249	5	1:59.079	55.302	231	42.150	250	21.627	184	250
2	2:01.026	56.283	227	42.885	249	21.858	183	249	6	1:58.716	55.137	234	41.967	250	21.612	182	250
3	2:06.883	55.373	212	43.269	250	28.241		250	7	1:58.642	54.709	236	42.386	249	21.547	183	249
4	3:14.201	2:01.370	177	45.180	244	27.651	184	244	8		1:03.459	177					

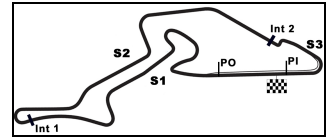
10 Clivio Piccione, MCO/ Jonathan Hirschi, CHE									theoretical besttime: 1:58.456								
1	2:11.681	1:05.705	203	44.062	244	21.914	182	244	5	2:00.004	55.553	228	42.688	249	21.763	183	249
2	2:00.101	55.907	229	42.667	247	21.527	183	247	6	1:58.523	54.984	232	42.049	248	21.490	183	248
3	2:04.480	55.652	231	42.514	249	26.314		249	7	1:58.745	54.917	234	42.277	248	21.551	183	248
4	3:13.525	2:04.693	195	46.547	201	22.285	183	201	8		58.088	216					

11 Xavier Maassen, NLD/ Jos Menten, NLD									theoretical besttime: 1:57.842								
1	2:50.604	1:44.909	204	43.807	242	21.888	182	242	5	2:00.543	55.625	224	43.332	243	21.586	182	243
2	1:59.035	54.836	229	42.581	245	21.618	182	245	6	1:58.135	54.683	228	42.272	244	21.180	182	244
3	2:03.784	54.801	225	42.813	244	26.170		244	7	1:58.047	54.458	230	42.204	245	21.385	182	245
4	3:06.582	1:58.893	196	45.608	240	22.081	180	240	8		1:03.741	144					

13 Marc Hennerici, DEU/ Alexander Margaritis, GRC									theoretical besttime: 1:57.544								
1	2:23.907	1:15.885	193	45.728	245	22.294	185	245	5	3:04.140	1:57.208	198	44.209	245	22.723	186	245
2	1:58.202	54.937	233	41.971	248	21.294	182	248	6	1:57.764	54.348	233	42.191	249	21.225	186	249
3	1:58.508	54.719	231	42.417	248	21.372	182	248	7	2:12.782	57.762	179	45.932	213	29.088		213
4	2:07.799	54.948	233	42.377	247	30.474		247									

Nürburgring, Length: 5148 m

FIA REGNR:6GT1-DE.030810


GT1 World Championship
Lap analysis: Qualifying 2

Lap	Time	SE1	SP1	SE2	SP2	SE3	SP3	TSP	Lap	Time	SE1	SP1	SE2	SP2	SE3	SP3	TSP
23	Michael Krumm, DEU/ Peter Dumbreck, GBR								theoretical besttime: 1:57.964								
1	2:55.927	1:47.145	186	46.296	246	22.486	187	246	5	2:00.907	54.653	223	42.240	249	24.014	190	249
2	2:00.187	55.906	227	42.643	244	21.638	184	244	6	2:04.445	58.956	186				186	
3	1:58.571	55.113	228	42.164	250	21.294	187	250	7	1:59.060	55.075	228	42.397	250	21.588	186	250
4	1:57.991	54.598	222	42.072	250	21.321	189	250	8	2:10.727	55.250	229	45.469	212	30.008		212

24	Peter Kox, NLD/ Christopher Haase, DEU								theoretical besttime: 1:57.734								
1	2:35.997	1:19.750	181	52.114	132	24.133	181	132	5	1:58.468	54.436	233	42.307	246	21.725	184	246
2	2:06.931	55.397	217	44.080	132	27.454	183	132	6	1:57.792	54.494	231	42.052	245	21.246	183	245
3	1:58.250	54.559	232	42.102	244	21.589	181	244	7	2:05.926	55.419	218	43.661	243	26.846		243
4	1:58.665	54.967	231	42.184	245	21.514	182	245									

25	Ricardo Zonta, BRA/ Frank Kechele, DEU								theoretical besttime: 1:57.424								
1	3:14.602	2:01.521	194	48.813	225	24.268	181	225	5	1:57.830	54.355	231	42.182	241	21.293	182	241
2	2:00.561	55.779	224	43.280	243	21.502	181	243	6	1:58.101	54.595	231	42.195	243	21.311	182	243
3	1:58.862	54.919	229	42.532	241	21.411	182	241	7	1:57.737	54.668	231	41.966	243	21.103	182	243
4	1:58.639	54.816	230	42.403	242	21.420	181	242	8		1:00.975	182	48.229	200			200

34	Bert Longin, BEL/ Pier Guidi, ITA								theoretical besttime: 1:57.780								
1	3:20.532	2:07.196	181	49.082	226	24.254	178	226	3	1:57.780	54.513	228	42.005	244	21.262	181	244
2	2:00.049	56.085	220	42.618	244	21.346	181	244	4	2:12.238	59.107	170	44.529	242	28.602		242

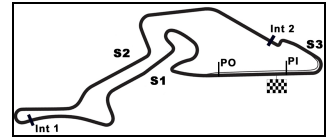
37	Marc Basseng, DEU/ Thomas Jäger, DEU								theoretical besttime: 1:59.320								
1	4:32.299	3:20.738	184	48.124	227	23.437	181	227	5	2:00.646	55.884	229	42.913	241	21.849	179	241
2	2:05.306	58.241	213	44.244	242	22.821	182	242	6	1:59.533	55.217	225	42.765	240	21.551	180	240
3	2:00.449	55.626	229	43.099	242	21.724	179	242	7	1:59.430	55.304	228	42.552	241	21.574	180	241
4	2:00.203	55.338	228	42.774	239	22.091	177	239									

38	Dominik Schwager, DEU/ Nicky Pastorelli, ITA								theoretical besttime: 1:57.888								
1	2:29.969	1:18.667	210	48.570	219	22.732	183	219	5	1:58.054	54.410	230	42.313	243	21.331	182	243
2	2:05.274	55.781	228	45.375	209	24.118	181	209	6	2:02.041	57.011	223	43.304	240	21.726	182	240
3	1:58.396	54.562	229	42.427	245	21.407	183	245	7	1:57.904	54.353	230	42.262	243	21.289	183	243
4	1:58.129	54.594	225	42.257	245	21.278	183	245	8	2:08.025	56.419	229	43.124	221	28.482		221

40	Maxime Martin, BEL/ Bas Leinders, BEL								theoretical besttime: 1:59.229								
1	2:43.755	1:29.741	199	50.033	140	23.981	176	140	5	1:59.649	55.507	227	42.457	241	21.685	179	241
2	2:02.932	57.749	224	43.239	239	21.944	177	239	6	1:59.606	55.383	227	42.561	240	21.662	178	240
3	2:00.493	56.081	225	42.770	239	21.642	177	239	7	2:41.484	1:16.747	134	50.857	229	33.880		229
4	1:59.674	55.741	226	42.204	240	21.729	178	240									

Nürburgring, Length: 5148 m

FIA REGNR:6GT1-DE.030810



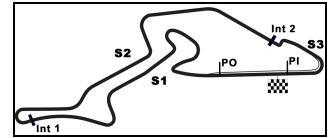
GT1 World Championship

Top Speed List Qualifying 2

Nr	Team, Car, Driver, Nat	Top speed
23	Sumo Power GT, Nissan GT - R Krumm Michael , DEU Dumbreck Peter , GBR	250,29 km/h
9	Hexis AMR, Aston Martin DB9 Makowiecki Frederic , FRA Clairay Yann , FRA	250,29 km/h
8	Young Driver AMR, Aston Martin DB9 Nygaard Christoffer , DNK Mücke Stefan , DEU	250,23 km/h
7	Young Driver AMR, Aston Martin DB9 Turner Darren , GBR Enge Tomas , CZE	249,77 km/h
10	Hexis AMR, Aston Martin DB9 Piccione Clivio , MCO Hirschi Jonathan , CHE	249,02 km/h
3	Swiss Racing Team, Nissan GT - R Wendlinger Karl , AUT Moser Henri , CHE	248,85 km/h
13	Phoenix Racing /Carsport, Corvette Z06 Hennerici Marc , DEU Margaritis Alexander , GRC	248,62 km/h
24	Reiter, Lamborghini Murcielago 670 R-SV Kox Peter , NLD Haase Christopher , DEU	245,79 km/h
38	All-Inkl.com Münnich Motorsport, Lamborghini Murci Schwager Dominik , DEU Pastorelli Nicky , ITA	245,40 km/h
1	Vitaphone Racing Team, Maserati MC12 Bertolini Andrea , ITA Bartels Michael , DEU	244,84 km/h
11	Mad-Croc Racing, Corvette Z06 Maassen Xavier , NLD Menten Jos , NLD	244,84 km/h
6	Matech Competition, Ford GT Matech Prost Nicolas , FRA Jani Neel , CHE	244,51 km/h

Nürburgring, Length: 5148 m

FIA REGNR:6GT1-DE.030810



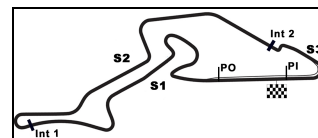
GT1 World Championship

Top Speed List Qualifying 2

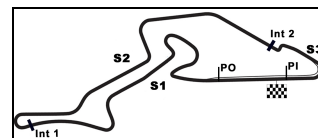
Nr	Team, Car, Driver, Nat	Top speed
34	Triple H Team Hegersport, Maserati MC12 Longin Bert , BEL Guidi Pier , ITA	244,07 km/h
25	Reiter, Lamborghini Murcielago 670 R-SV Zonta Ricardo , BRA Kechele Frank , DEU	243,35 km/h
37	All-Inkl.com Münnich Motorsport, Lamborghini Mur Basseng Marc , DEU Jäger Thomas , DEU	242,48 km/h
40	Marc VDS Racing Team, Ford GT Martin Maxime , BEL Leinders Bas , BEL	240,70 km/h
4	Swiss Racing Team, Nissan GT - R Ara Seiji , JPN Nilsson Max , SWE	km/h
2	Vitaphone Racing Team, Maserati MC12 Ramos Miguel , PRT Bernoldi Enrique , BRA	km/h
22	Sumo Power GT, Nissan GT - R Hughes Warren , GBR Campbell-Walter Jamie , GBR	km/h
33	Triple H Team Hegersport, Maserati MC12 Heger Altfrid , DEU Müller Alex , DEU	km/h
12	Mad-Croc Racing, Corvette Z06 Salo Mika , FIN Kuismanen Pertti , FIN	km/h
5	Matech Competition, Ford GT Matech Mutsch Thomas , DEU Westbrook Richard , GBR	km/h
41	Marc VDS Racing Team, Ford GT Kuppens Renaud , BEL Palttala Markus , FIN	km/h

Nürburgring, Length: 5148 m

FIA REGNR:6GT1-DE.030810


GT1 World Championship
Results Qualifying 3

Pos	Nr	Team, Car, Driver, Nat	Fastest	Laps	Tsp(km/h)	Gap	Int	Avg(km/h)	Time
1	7	Young Driver AMR, Aston Martin DB9 Turner Darren , GBR Enge Tomas , CZE	1:57.155	5	248,68			158,19	9:56:55
2	24	Reiter, Lamborghini Murcielago 670 R-SV Kox Peter , NLD Haase Christopher , DEU	1:57.596	5	244,57	0.441	0.441	157,60	9:56:30
3	38	All-Inkl.com Münnich Motorsport, Lamborghini Murcielago 670 R-SV Schwager Dominik , DEU Pastorelli Nicky , ITA	1:57.858	4	241,56	0.703	0.262	157,25	9:56:50
4	13	Phoenix Racing /Carsport, Corvette Z06 Hennerici Marc , DEU Margaritis Alexander , GRC	<u>1:57.916</u>	4	247,08	0.761	0.058	157,17	9:58:17
5	1	Vitaphone Racing Team, Maserati MC12 Bertolini Andrea , ITA Bartels Michael , DEU	1:58.467	5	243,02	1.312	0.551	156,44	9:56:40
6	34	Triple H Team Hegersport, Maserati MC12 Longin Bert , BEL Guidi Pier , ITA	<u>1:58.688</u>	5	243,63	1.533	0.221	156,15	9:59:35
7	25	Reiter, Lamborghini Murcielago 670 R-SV Zonta Ricardo , BRA Kechele Frank , DEU	1:59.011	4	242,70	1.856	0.323	155,72	9:57:04
8	8	Young Driver AMR, Aston Martin DB9 Nygaard Christoffer , DNK Mücke Stefan , DEU	1:57.292	0					0:00:00
9	23	Sumo Power GT, Nissan GT - R Krumm Michael , DEU Dumbreck Peter , GBR	1:57.991	0					0:00:00
10	11	Mad-Croc Racing, Corvette Z06 Maassen Xavier , NLD Menten Jos , NLD	1:58.047	0					0:00:00
11	6	Matech Competition, Ford GT Matech Prost Nicolas , FRA Jani Neel , CHE	1:58.253	0					0:00:00
12	10	Hexis AMR, Aston Martin DB9 Piccione Clivio , MCO Hirschi Jonathan , CHE	1:58.523	0					0:00:00
13	9	Hexis AMR, Aston Martin DB9 Makowiecki Frederic , FRA Clairay Yann , FRA	1:58.642	0					0:00:00
14	3	Swiss Racing Team, Nissan GT - R Wendlinger Karl , AUT Moser Henri , CHE	1:59.086	0					0:00:00

Nürburgring, Length: 5148 m
FIA REGNR:6GT1-DE.030810

GT1 World Championship
Results Qualifying 3

Pos	Nr	Team, Car, Driver, Nat	Fastest	Laps	Tsp(km/h)	Gap	Int	Avg(km/h)	Time
15	37	All-Inkl.com Münnich Motorsport, Lamborghini Murcielago 670 R-SV Basseng Marc , DEU Jäger Thomas , DEU	1:59.430	0					0:00:00
16	40	Marc VDS Racing Team, Ford GT Martin Maxime , BEL Leinders Bas , BEL	1:59.606	0					0:00:00
17	4	Swiss Racing Team, Nissan GT - R Ara Seiji , JPN Nilsson Max , SWE	1:59.008	0					0:00:00
18	2	Vitaphone Racing Team, Maserati MC12 Ramos Miguel , PRT Bernoldi Enrique , BRA	1:59.037	0					0:00:00
19	22	Sumo Power GT, Nissan GT - R Hughes Warren , GBR Campbell-Walter Jamie , GBR	1:59.094	0					0:00:00
20	33	Triple H Team Hegersport, Maserati MC12 Heger Altfred , DEU Müller Alex , DEU	1:59.128	0					0:00:00
21	12	Mad-Croc Racing, Corvette Z06 Salo Mika , FIN Kuismanen Pertti , FIN	1:59.202	0					0:00:00
22	5	Matech Competition, Ford GT Matech Mutsch Thomas , DEU Westbrook Richard , GBR	1:59.211	0					0:00:00
23	41	Marc VDS Racing Team, Ford GT Kuppens Renaud , BEL Palttala Markus , FIN	1:59.300	0					0:00:00

Results remain provisional until the outcome of the technical check and the decisions of the Stewards of the Meeting

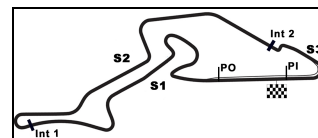
Publications Time:

- Race Director:

- Time Keeping:

Nürburgring, Length: 5148 m

FIA REGNR:6GT1-DE.030810


GT1 World Championship
Lap analysis: Qualifying 3

Lap	Time	SE1	SP1	SE2	SP2	SE3	SP3	TSP	Lap	Time	SE1	SP1	SE2	SP2	SE3	SP3	TSP
1	Andrea Bertolini, ITA/ Michael Bartels, DEU								theoretical besttime: 1:58.378								
1	2:41.542	1:30.212	185	49.345	202	21.985	180	202	4	2:04.908	57.807	186	44.766	229	22.335	180	229
2	1:59.798	56.091	225	42.516	242	21.191	181	242	5	2:25.455	1:03.771	145	48.180	210	33.504		210
3	1:58.467	54.945	230	42.242	243	21.280	180	243									

7	Darren Turner, GBR/ Tomas Enge, CZE								theoretical besttime: 1:57.155								
1	2:58.268	1:48.647	171	46.447	212	23.174	181	212	4	2:03.554	54.599	223	42.967	228	25.988	184	228
2	1:59.668	55.729	217	42.517	248	21.422	185	248	5	2:29.512	59.881	176	54.684	161	34.947		161
3	1:57.155	54.296	231	41.784	249	21.075	184	249									

13	Marc Hennerici, DEU/ Alexander Margaritis, GRC								theoretical besttime: 1:57.916								
1	4:21.461	3:16.468	204	43.508	244	21.485	186	244	3	1:57.916	54.675	233	42.093	245	21.148	185	245
2	1:58.069	54.706	231	42.142	247	21.221	185	247	4	2:34.625	1:03.463	140	53.460	170	37.702		170

24	Peter Kox, NLD/ Christopher Haase, DEU								theoretical besttime: 1:57.589								
1	2:33.650	1:20.311	153	50.916	207	22.423	184	207	4	1:59.998	54.422	230	41.981	245	23.595	160	245
2	1:59.045	55.264	223	42.374	244	21.407	184	244	5	3:47.909	1:31.784	80	1:29.694	76	46.431		76
3	1:57.596	54.428	228	41.982	245	21.186	184	245									

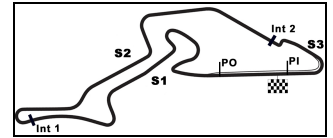
25	Ricardo Zonta, BRA/ Frank Kechele, DEU								theoretical besttime: 1:59.011								
1	3:04.346	1:56.034	175	45.823	239	22.489	180	239	3	1:59.011	55.152	229	42.527	241	21.332	182	241
2	2:00.942	56.476	211	42.963	243	21.503	183	243	4	2:32.657	55.311	231	59.967	130	37.379		130

34	Bert Longin, BEL/ Pier Guidi, ITA								theoretical besttime: 1:58.229								
1	2:33.176	1:20.419	179	45.655	241	27.102		241	4	1:58.688	55.062	231	42.464	244	21.162	181	244
2	3:04.509	1:59.665	219	43.253	243	21.591	182	243	5	2:47.413	1:07.372	134	56.978	122	43.063		122
3	1:58.789	55.237	231	42.005	243	21.547	181	243									

38	Dominik Schwager, DEU/ Nicky Pastorelli, ITA								theoretical besttime: 1:57.858								
1	2:49.956	1:37.854	136	48.680	216	23.422	180	216	3	1:57.858	54.815	231	41.925	240	21.118	183	240
2	2:02.651	56.520	225	42.612	242	23.519	184	242	4	2:29.841	1:05.249	143	52.023	173	32.569		173

Nürburgring, Length: 5148 m

FIA REGNR:6GT1-DE.030810



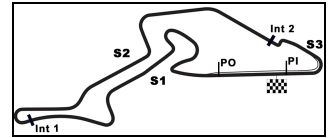
GT1 World Championship

Top Speed List Qualifying 3

Nr	Team, Car, Driver, Nat	Top speed
7	Young Driver AMR, Aston Martin DB9 Turner Darren , GBR Enge Tomas , CZE	248,68 km/h
13	Phoenix Racing /Carsport, Corvette Z06 Hennerici Marc , DEU Margaritis Alexander , GRC	247,08 km/h
24	Reiter, Lamborghini Murcielago 670 R-SV Kox Peter , NLD Haase Christopher , DEU	244,57 km/h
34	Triple H Team Hegersport, Maserati MC12 Longin Bert , BEL Guidi Pier , ITA	243,63 km/h
1	Vitaphone Racing Team, Maserati MC12 Bertolini Andrea , ITA Bartels Michael , DEU	243,02 km/h
25	Reiter, Lamborghini Murcielago 670 R-SV Zonta Ricardo , BRA Kechele Frank , DEU	242,70 km/h
38	All-Inkl.com Münnich Motorsport, Lamborghini Mur Schwager Dominik , DEU Pastorelli Nicky , ITA	241,56 km/h
8	Young Driver AMR, Aston Martin DB9 Nygaard Christoffer , DNK Mücke Stefan , DEU	km/h
23	Sumo Power GT, Nissan GT - R Krumm Michael , DEU Dumbreck Peter , GBR	km/h
11	Mad-Croc Racing, Corvette Z06 Maassen Xavier , NLD Menten Jos , NLD	km/h
6	Matech Competition, Ford GT Matech Prost Nicolas , FRA Jani Neel , CHE	km/h
10	Hexis AMR, Aston Martin DB9 Piccione Clivio , MCO Hirschi Jonathan , CHE	km/h

Nürburgring, Length: 5148 m

FIA REGNR:6GT1-DE.030810



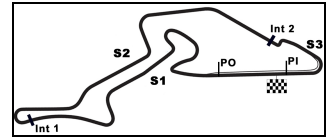
GT1 World Championship

Top Speed List Qualifying 3

Nr	Team, Car, Driver, Nat	Top speed
9	Hexis AMR, Aston Martin DB9 Makowiecki Frederic , FRA Clairay Yann , FRA	km/h
3	Swiss Racing Team, Nissan GT - R Wendlinger Karl , AUT Moser Henri , CHE	km/h
37	All-Inkl.com Münnich Motorsport, Lamborghini Mur Basseng Marc , DEU Jäger Thomas , DEU	km/h
40	Marc VDS Racing Team, Ford GT Martin Maxime , BEL Leinders Bas , BEL	km/h
4	Swiss Racing Team, Nissan GT - R Ara Seiji , JPN Nilsson Max , SWE	km/h
2	Vitaphone Racing Team, Maserati MC12 Ramos Miguel , PRT Bernoldi Enrique , BRA	km/h
22	Sumo Power GT, Nissan GT - R Hughes Warren , GBR Campbell-Walter Jamie , GBR	km/h
33	Triple H Team Hegersport, Maserati MC12 Heger Altfrid , DEU Müller Alex , DEU	km/h
12	Mad-Croc Racing, Corvette Z06 Salo Mika , FIN Kuismanen Pertti , FIN	km/h
5	Matech Competition, Ford GT Matech Mutsch Thomas , DEU Westbrook Richard , GBR	km/h
41	Marc VDS Racing Team, Ford GT Kuppens Renaud , BEL Palttala Markus , FIN	km/h

Nürburgring, Length: 5148 m

FIA REGNR:6GT1-DE.030810


GT1 World Championship

Starting Grid Qualifying Race GT1 World Championship 28.08.10, 14:15 h

24 Reiter (2.) Peter Kox/ Christopher Haase
1 Vitaphone Racing Team (5.) Andrea Bertolini/ Michael Bartels
38 All-Inkl.com Münnich Motorsport (3.) Dominik Schwager/ Nicky Pastorelli
11 Mad-Croc Racing (10.) Xavier Maassen/ Jos Menten
6 Matech Competition (11.) Nicolas Prost/ Neel Jani
10 Hexis AMR (12.) Clivio Piccione/ Jonathan Hirschi
37 All-Inkl.com Münnich Motorsport (15.) Marc Basseng/ Thomas Jäger
4 Swiss Racing Team (17.) Seiji Ara/ Max Nilsson
2 Vitaphone Racing Team (18.) Miguel Ramos/ Enrique Bernoldi
33 Triple H Team Hegersport (20.) Alfrid Heger/ Alex Müller
5 Matech Competition (22.) Thomas Mutsch/ Richard Westbrook

1
2
3
4
5
6
7
8
9
10
11
12

POLE POSITION

7 Young Driver AMR (1.) Darren Turner/ Tomas Enge
13 Phoenix Racing /Carsport (4.) Marc Hennerici/ Alexander Margaritis
25 Reiter (7.) Ricardo Zonta/ Frank Kechele
23 Sumo Power GT (9.) Michael Krumm/ Peter Dumbreck
34 Triple H Team Hegersport (6.) Bert Longin/ Alessandro Pier Guidi
8 Young Driver AMR (8.) Christoffer Nygaard/ Stefan Mücke
9 Hexis AMR (13.) Frederic Makowiecki/ Yann Clairay
40 Marc VDS Racing Team (16.) Maxime Martin/ Bas Leinders
3 Swiss Racing Team (14.) Karl Wendlinger/ Henri Moser
22 Sumo Power GT (19.) Warren Hughes/ Jamie Campbell-Walter
12 Mad-Croc Racing (21.) Mika Salo/ Pertti Kuismanen
41 Marc VDS Racing Team (23.) Renaud Kuppens/ Markus Palttala

According to stewards decision no. 12,13 drop of 3 grid places for the car no. 3,8

According to stewards decision no. 14,15 drop of 3 grid places for the car no. 34,38

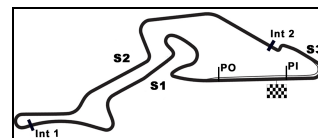
Publications Time:

- Race Director:

- Time Keeping:

Nürburgring, Length: 5148 m

FIA REGNR:6GT1-DE.030810

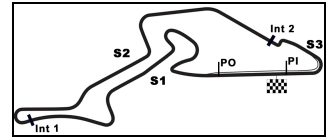

GT1 World Championship
Results Official Qualifying Race

started : 22 classified : 18 not classified : 4

Pos	Nr	Team, Car, Driver, Nat	Laps	Time	Gap	Int	Avg(km/h)	Fastest	In Lap
1	7	Young Driver AMR, Aston Martin DB9 Turner Darren , GBR Enge Tomas , CZE	28	1:00:21.518			143,29	1:59.231	7
2	13	Phoenix Racing /Carsport, Corvette Z06 Hennerici Marc , DEU Margaritis Alexander , GRC	28	1:00:31.874	10.356	10.356	142,88	1:59.546	6
3	24	Reiter, Lamborghini Murcielago 670 R-SV Kox Peter , NLD Haase Christopher , DEU	28	1:00:41.860	20.342	9.986	142,49	1:59.876	6
4	25	Reiter, Lamborghini Murcielago 670 R-SV Zonta Ricardo , BRA Kechele Frank , DEU	28	1:00:53.595	32.077	11.735	142,03	1:59.615	14
5	10	Hexis AMR, Aston Martin DB9 Piccione Clivio , MCO Hirschi Jonathan , CHE	28	1:00:57.835	36.317	4.240	141,86	2:00.275	16
6	5	Matech Competition, Ford GT Matech Mutsch Thomas , DEU Westbrook Richard , GBR	28	1:01:08.685	47.167	10.850	141,45	1:59.333	7
7	2	Vitaphone Racing Team, Maserati MC12 Ramos Miguel , PRT Bernoldi Enrique , BRA	28	1:01:14.379	52.861	5.694	141,23	2:00.860	5
8	6	Matech Competition, Ford GT Matech Prost Nicolas , FRA Jani Neel , CHE	28	1:01:19.594	58.076	5.215	141,03	2:00.580	5
9	8	Young Driver AMR, Aston Martin DB9 Nygaard Christoffer , DNK Mücke Stefan , DEU	28	1:01:20.311	58.793	0.717	141,00	1:59.468	5
10	1	Vitaphone Racing Team, Maserati MC12 Bertolini Andrea , ITA Bartels Michael , DEU	28	1:01:37.177	1:15.659	16.866	140,36	1:59.833	6
11	38	All-Inkl.com Münnich Motorsport, Lamborghini Murcielago 670 R-SV Schwager Dominik , DEU Pastorelli Nicky , ITA	28	1:01:40.991	1:19.473	3.814	140,21	1:59.894	9
12	41	Marc VDS Racing Team, Ford GT Kuppens Renaud , BEL Palttala Markus , FIN	28	1:01:43.193	1:21.675	2.202	140,13	2:01.541	7
13	33	Triple H Team Hegersport, Maserati MC12 Heger Altfrid , DEU Müller Alex , DEU	28	1:02:03.344	1:41.826	20.151	139,37	2:00.579	4
14	3	Swiss Racing Team, Nissan GT - R Wendlinger Karl , AUT Moser Henri , CHE	28	1:02:12.785	1:51.267	9.441	139,02	2:00.587	15

Nürburgring, Length: 5148 m

FIA REGNR:6GT1-DE.030810


GT1 World Championship
Results Official Qualifying Race
started : 22 classified : 18 not classified : 4

Pos	Nr	Team, Car, Driver, Nat	Laps	Time	Gap	Int	Avg(km/h)	Fastest	In Lap
15	12	Mad-Croc Racing, Corvette Z06 Salo Mika , FIN Kuismanen Pertti , FIN	28	1:02:13.319	1:51.801	0.534	139,00	2:01.724	15
16	22	Sumo Power GT, Nissan GT - R Hughes Warren , GBR Campbell-Walter Jamie , GBR	28	1:02:17.465	1:55.947	4.146	138,84	2:00.116	15
17	4	Swiss Racing Team, Nissan GT - R Ara Seiji , JPN Nilsson Max , SWE	27	1:01:16.620	1 LAP	1 LAP	136,10	2:00.331	6
18	11	Mad-Croc Racing, Corvette Z06 Maassen Xavier , NLD Menten Jos , NLD	24	1:01:02.204	4LAPS	3 LAPS	121,45	1:59.881	5
not classified									
	40	Marc VDS Racing Team, Ford GT Martin Maxime , BEL Leinders Bas , BEL	5	10:41.826			144,38	2:02.121	4
	23	Sumo Power GT, Nissan GT - R Krumm Michael , DEU Dumbreck Peter , GBR	1	2:23.756				0.000	0
	34	Triple H Team Hegersport, Maserati MC12 Longin Bert , BEL Pier Guidi Alessandro , ITA	0	0.000				0.000	0
	9	Hexis AMR, Aston Martin DB9 Makowiecki Frederic , FRA Clairay Yann , FRA	0	0.000				0.000	0

Fastest Lap: 7 Turner 1:59.231 = 155,44 km/h in LAP 7

According to results of the doping control

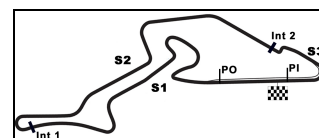
Steward:

Steward:

Steward:

Nürburgring, Length: 5148 m

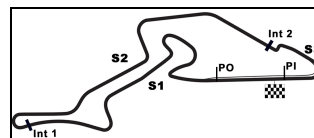
FIA REGNR:6GT1-DE.030810


GT1 World Championship
Lap analysis: Qualifying Race

Lap	Time	SE1	SP1	SE2	SP2	SE3	SP3	TSP	Lap	Time	SE1	SP1	SE2	SP2	SE3	SP3	TSP
1	Andrea Bertolini, ITA/ Michael Bartels, DEU								theoretical besttime: 1:59.376								
1	2:07.896	1:02.427	221	43.590	240	21.879	183	240	15	2:01.441	56.051	221	43.489	242	21.901	188	242
2	2:01.978	56.505	219	43.592	243	21.881	186	243	16	2:00.564	55.511	221	43.229	243	21.824	187	243
3	2:01.778	55.756	218	43.991	244	22.031	185	244	17	2:02.591	55.035	224	43.306	245	24.250	181	245
4	2:00.528	55.659	226	43.174	245	21.695	186	245	18	2:10.119	1:00.572	193	45.147	235	24.400	183	235
5	2:00.085	55.573	224	42.901	244	21.611	187	244	19	2:13.040	59.783	203	47.678	207	25.579	182	207
6	1:59.833	55.442	223	42.753	245	21.638	187	245	20	2:23.745	1:04.901	173	52.328	207	26.516	179	207
7	1:59.942	55.479	225	42.875	242	21.588	186	242	21	2:30.155	1:09.519	166	53.963	201	26.673	176	201
8	2:00.070	55.473	226	42.873	242	21.724	187	242	22	2:29.198	1:09.171	157	53.544	206	26.483	177	206
9	2:00.615	55.575	224	43.295	242	21.745	187	242	23	2:28.327	1:08.308	168	53.192	202	26.827	178	202
10	2:00.581	55.725	226	43.022	242	21.834	186	242	24	2:26.970	1:08.178	170	52.696	205	26.096	180	205
11	2:00.644	55.845	223	43.034	242	21.765	187	242	25	2:28.939	1:07.791	172	53.175	213	27.973	181	213
12	2:00.798	56.037	228	42.997	242	21.764	187	242	26	2:23.744	1:06.730	177	51.749	210	25.265	181	210
13	2:05.436	55.593	228	43.076	243	26.767		243	27	2:21.828	1:06.113	174	51.194	219	24.521	182	219
14	2:51.429	1:45.676	212	43.535	243	22.218	188	243	28	2:24.903	1:05.920	151	54.087	210	24.896	180	210
2	Miguel Ramos, PRT/ Enrique Bernoldi, BRA								theoretical besttime: 2:00.518								
1	2:11.565	1:05.508	215	43.659	244	22.398	186	244	15	2:07.013	56.809	230	43.769	241	26.435		241
2	2:01.097	56.128	225	43.081	244	21.888	185	244	16	2:53.988	1:47.194	214	44.293	240	22.501	185	240
3	2:02.051	55.708	227	43.243	246	23.100	185	246	17	2:03.951	55.929	221	44.250	237	23.772	179	237
4	2:01.296	56.240	225	43.172	245	21.884	187	245	18	2:13.849	1:01.410	203	47.295	225	25.144	180	225
5	2:00.860	56.006	224	42.971	246	21.883	187	246	19	2:19.335	1:01.369	216	47.453	220	30.513		220
6	2:00.896	55.925	229	43.132	244	21.839	186	244	20	3:08.085	1:54.778	185	48.945	236	24.362	180	236
7	2:00.888	55.783	230	43.055	243	22.050	186	243	21	2:15.272	1:01.868	196	48.930	223	24.474	183	223
8	2:01.075	55.989	230	43.070	244	22.016	187	244	22	2:13.639	1:01.114	198	48.086	230	24.439	183	230
9	2:01.493	55.890	228	43.261	244	22.342	186	244	23	2:16.826	1:02.723	194	49.319	214	24.784	181	214
10	2:01.733	56.267	227	43.229	244	22.237	187	244	24	2:13.266	1:01.397	194	47.663	236	24.206	182	236
11	2:01.062	55.974	230	43.143	241	21.945	186	241	25	2:13.913	1:01.810	202	47.982	238	24.121	181	238
12	2:01.920	56.222	231	43.396	241	22.302	186	241	26	2:13.856	1:01.579	202	47.801	237	24.476	183	237
13	2:01.843	56.080	230	43.662	241	22.101	185	241	27	2:15.078	1:02.854	196	47.892	238	24.332	181	238
14	2:01.926	56.217	230	43.644	241	22.065	186	241	28	2:16.603	1:02.436	185	49.394	232	24.773	182	232
3	Karl Wendlinger, AUT/ Henri Moser, CHE								theoretical besttime: 2:00.309								
1	2:12.099	1:06.294	220	43.814	243	21.991	190	243	15	2:00.587	55.669	227	43.375	245	21.543	195	245
2	2:02.714	57.105	225	43.620	251	21.989	194	251	16	2:01.596	55.983	220	43.123	238	22.490	194	238
3	2:01.071	55.978	229	43.198	245	21.895	194	245	17	2:04.164	56.473	229	43.691	248	24.000	191	248
4	2:00.943	55.767	232	43.309	244	21.867	195	244	18	2:09.684	59.597	205	44.826	225	25.261	186	225
5	2:00.604	55.669	230	43.198	247	21.737	196	247	19	2:13.858	1:01.220	213	46.759	227	25.879	178	227
6	2:00.741	55.729	224	43.097	250	21.915	188	250	20	2:26.581	1:06.771	166	53.384	216	26.426	174	216
7	2:01.162	55.785	226	43.475	243	21.902	187	243	21	2:33.295	1:12.610	169	53.511	198	27.174	184	198
8	2:00.883	55.698	225	43.116	249	22.069	195	249	22	2:30.227	1:09.906	162	53.315	207	27.006	183	207
9	2:01.367	55.794	226	43.316	248	22.257	190	248	23	2:30.926	1:09.793	165	53.587	199	27.546	181	199
10	2:02.072	56.743	227	43.489	247	21.840	197	247	24	2:28.425	1:09.724	174	52.119	220	26.582	176	220
11	2:02.260	56.606	215	43.735	244	21.919	193	244	25	2:26.005	1:07.674	190	51.732	221	26.599	184	221
12	2:02.317	56.179	217	43.617	246	22.521	196	246	26	2:23.155	1:06.845	179	51.327	226	24.983	184	226
13	2:06.785	56.044	226	43.815	246	26.926		246	27	2:23.265	1:06.701	189	51.644	227	24.920	183	227
14	2:58.429	1:52.953	212	43.767	244	21.709	195	244	28	2:27.570	1:07.446	148	54.564	219	25.560	187	219
4	Seiji Ara, JPN/ Max Nilsson, SWE								theoretical besttime: 2:00.139								
1	2:14.157	1:07.653	219	43.856	246	22.648	189	246	15	2:08.714	56.338	232	44.149	247	28.227		247
2	2:35.840	1:01.489	176	59.257	165	35.094		165	16	3:06.972	1:55.467	200	45.527	239	25.978	184	239
3	2:44.685	1:37.382	187	44.771	244	22.532	188	244	17	2:17.170	1:03.680	188	46.794	237	26.696	176	237
4	2:02.722	56.619	208	44.131	249	21.972	188	249	18	2:18.032	1:04.007	205	47.461	208	26.564	180	208
5	2:01.497	56.054	221	43.526	247	21.917	187	247	19	2:36.379	1:08.206	170	55.797	208	32.376		208
6	2:00.331	55.576	226	43.076	245	21.679	192	245	20	3:08.156	1:55.964	189	47.745	238	24.447	186	238
7	2:00.608	55.545	228	43.233	244	21.830	188	244	21	2:15.986	1:02.141	200	48.723	226	25.122	186	226
8	2:00.541	55.384	228	43.248	243	21.909	189	243	22	2:15.238	1:03.083	190	47.536	242	24.619	184	242
9	2:00.497	55.528	231	43.188	247	21.781	189	247	23	2:13.561	1:01.669	201	47.269	241	24.623	184	241
10	2:00.941	55.859	230	43.304	246	21.778	197	246	24	2:17.952	1:03.424	195	48.274	240	26.254	183	240

Nürburgring, Length: 5148 m

FIA REGNR:6GT1-DE.030810



GT1 World Championship

Lap analysis: Qualifying Race

Lap	Time	SE1	SP1	SE2	SP2	SE3	SP3	TSP	Lap	Time	SE1	SP1	SE2	SP2	SE3	SP3	TSP
11	2:00.775	55.721	231	43.276	247	21.778	192	247	25	2:16.127	1:02.555	199	48.667	238	24.905	184	238
12	2:00.976	55.732	232	43.285	246	21.959	190	246	26	2:16.785	1:03.729	194	48.471	242	24.585	183	242
13	2:02.599	56.438	228	44.039	245	22.122	189	245	27	2:17.528	1:03.324	184	49.284	240	24.920	185	240
14	2:01.851	56.420	231	43.478	246	21.953	193	246									

5 Thomas Mutsch, DEU/ Richard Westbrook, GBR

theoretical besttime: 1:59.318

1	2:14.764	1:08.183	208	44.481	241	22.100	185	241	15	2:02.000	56.102	220	43.659	240	22.239	186	240
2	2:14.113	1:07.912	200	44.156	242	22.045	186	242	16	2:04.966	55.533	227	43.592	238	25.841		238
3	2:01.322	56.480	222	43.227	239	21.615	185	239	17	2:50.747	1:43.216	225	43.771	241	23.760	176	241
4	1:59.899	55.450	225	42.926	244	21.523	186	244	18	2:12.467	1:01.567	186	45.475	214	25.425	181	214
5	1:59.855	55.260	225	42.771	242	21.824	187	242	19	2:14.090	1:01.418	212	46.785	215	25.887	182	215
6	1:59.580	55.262	224	42.738	241	21.580	187	241	20	2:27.785	1:05.080	166	51.753	216	30.952		216
7	1:59.333	55.160	225	42.753	240	21.420	187	240	21	3:06.732	1:55.855	196	47.192	234	23.685	183	234
8	1:59.532	55.190	226	42.774	240	21.568	185	240	22	2:12.357	1:00.856	209	47.122	235	24.379	181	235
9	1:59.883	55.237	227	43.056	240	21.590	186	240	23	2:13.476	1:01.723	189	47.525	236	24.228	182	236
10	2:00.000	55.464	226	42.987	241	21.549	187	241	24	2:13.599	1:01.686	203	47.523	235	24.390	182	235
11	1:59.904	55.284	228	42.999	241	21.621	187	241	25	2:15.574	1:01.823	196	47.977	234	25.774	181	234
12	2:01.096	55.838	226	43.359	243	21.899	186	243	26	2:14.394	1:01.814	206	48.147	235	24.433	182	235
13	2:01.573	55.972	219	43.644	244	21.957	186	244	27	2:14.192	1:01.711	200	47.788	234	24.693	181	234
14	2:00.207	55.419	226	43.119	240	21.669	186	240	28	2:15.245	1:02.367	184	48.335	232	24.543	164	232

6 Nicolas Prost, FRA/ Neel Jani, CHE

theoretical besttime: 2:00.245

1	2:12.773	1:06.983	219	43.749	242	22.041	187	242	15	2:07.688	57.028	230	43.621	239	27.039		239
2	2:02.626	56.986	222	43.519	246	22.121	185	246	16	2:59.876	1:52.572	192	44.163	240	23.141	169	240
3	2:01.306	56.050	227	43.083	244	22.173	186	244	17	2:04.735	56.295	230	43.614	237	24.826	181	237
4	2:00.894	55.852	225	43.120	243	21.922	187	243	18	2:10.582	1:00.759	207	45.064	234	24.759	181	234
5	2:00.580	55.671	230	43.021	243	21.888	187	243	19	2:22.103	1:02.100	202	48.566	214	31.437		214
6	2:00.643	55.737	229	42.963	245	21.943	186	245	20	3:06.913	1:55.227	197	47.594	234	24.092	182	234
7	2:01.141	56.000	229	43.075	244	22.066	189	244	21	2:13.118	1:01.595	200	47.442	234	24.081	181	234
8	2:00.705	55.888	229	42.828	243	21.989	188	243	22	2:13.715	1:01.659	204	47.302	234	24.754	182	234
9	2:01.281	55.867	230	43.261	245	22.153	187	245	23	2:15.685	1:01.864	195	48.950	228	24.871	180	228
10	2:01.302	56.002	227	43.227	241	22.073	188	241	24	2:13.261	1:01.524	201	47.156	232	24.581	180	232
11	2:01.076	56.291	229	43.039	241	21.746	189	241	25	2:15.215	1:01.397	205	49.011	232	24.807	182	232
12	2:01.809	56.209	224	43.336	243	22.264	188	243	26	2:15.266	1:02.001	187	48.448	234	24.817	182	234
13	2:01.954	56.212	230	43.763	240	21.979	187	240	27	2:15.110	1:01.947	193	48.365	232	24.798	182	232
14	2:01.802	56.265	228	43.563	242	21.974	189	242	28	2:16.435	1:02.608	166	48.495	231	25.332	181	231

7 Darren Turner, GBR/ Tomas Enge, CZE

theoretical besttime: 1:58.997

1	2:08.247	1:02.778	220	43.518	246	21.951	189	246	15	2:01.385	55.662	225	43.574	245	22.149	189	245
2	2:01.219	55.639	214	43.595	249	21.985	189	249	16	2:04.186	55.469	226	43.004	245	25.713		245
3	2:00.977	55.750	222	43.692	246	21.535	188	246	17	2:53.660	1:44.636	214	43.402	243	25.622	180	243
4	1:59.490	54.985	229	42.754	246	21.751	189	246	18	2:11.463	1:01.221	187	45.150	239	25.092	182	239
5	1:59.859	55.713	227	42.506	247	21.640	189	247	19	2:15.699	1:00.196	213	45.578	218	29.925		218
6	1:59.598	55.441	224	42.564	247	21.593	190	247	20	3:03.177	1:51.993	189	47.115	237	24.069	185	237
7	1:59.231	54.956	229	42.531	245	21.744	189	245	21	2:12.890	1:01.969	183	47.120	239	23.801	186	239
8	1:59.327	54.975	227	42.668	244	21.684	190	244	22	2:12.193	1:01.175	200	47.054	238	23.964	185	238
9	2:00.628	55.809	226	42.983	245	21.836	189	245	23	2:12.190	1:01.122	196	47.043	237	24.025	185	237
10	1:59.936	55.407	229	42.798	244	21.731	190	244	24	2:12.904	1:01.546	194	47.190	240	24.168	186	240
11	2:00.190	55.370	229	42.881	244	21.939	189	244	25	2:12.291	1:01.023	199	47.038	234	24.230	185	234
12	2:01.262	56.221	223	43.045	244	21.996	190	244	26	2:12.203	1:01.071	197	47.100	239	24.032	185	239
13	2:00.024	55.470	231	42.690	244	21.864	190	244	27	2:12.060	1:00.938	200	47.123	240	23.999	184	240
14	2:00.064	55.389	230	42.863	244	21.812	190	244	28	2:15.165	1:01.388	183	48.818	220	24.959	184	220

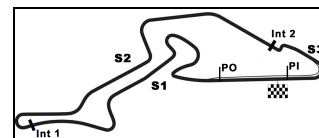
8 Christoffer Nygaard, DNK/ Stefan Mücke, DEU

theoretical besttime: 1:59.468

1	2:09.110	1:03.435	220	43.513	247	22.162	187	247	15	2:01.060	55.830	229	43.292	244	21.938	189	244
2	2:01.306	55.921	228	43.433	250	21.952	188	250	16	2:00.487	55.828	230	42.911	244	21.748	189	244
3	2:02.393	55.741	227	43.632	248	23.020	171	248	17	2:02.842	55.459	225	43.060	245	24.323	182	245
4	2:01.043	56.209	225	42.814	249	22.020	189	249	18	2:13.057	1:01.513	172	46.249	217	25.295	184	217
5	1:59.468	55.296	229	42.448	248	21.724	189	248	19	2:13.818	1:01.345	207	46.583	221	25.890	182	221

Nürburgring, Length: 5148 m

FIA REGNR:6GT1-DE.030810



GT1 World Championship

Lap analysis: Qualifying Race

Lap	Time	SE1	SP1	SE2	SP2	SE3	SP3	TSP	Lap	Time	SE1	SP1	SE2	SP2	SE3	SP3	TSP
6	2:00.039	55.386	228	42.881	248	21.772	189	248	20	2:30.691	1:05.686	167	53.730	215	31.275	185	215
7	1:59.818	55.372	227	42.702	246	21.744	190	246	21	3:09.480	1:56.288	192	48.346	237	24.846	182	237
8	2:00.184	55.546	228	42.649	247	21.989	189	247	22	2:16.500	1:02.383	210	48.905	221	25.212	181	221
9	2:00.472	55.660	227	42.762	248	22.050	190	248	23	2:28.612	1:14.406	205	48.939	231	25.267	183	231
10	2:00.995	56.210	226	42.919	246	21.866	188	246	24	2:15.653	1:03.351	214	47.420	238	24.882	183	238
11	2:00.388	55.691	229	42.872	246	21.825	190	246	25	2:14.498	1:01.884	220	47.986	235	24.628	185	235
12	2:00.801	55.767	229	43.118	246	21.916	189	246	26	2:13.767	1:01.296	213	48.330	235	24.141	186	235
13	2:05.361	55.934	226	43.005	246	26.422		246	27	2:13.935	1:01.841	205	47.869	237	24.225	185	237
14	2:50.015	1:43.499	212	44.277	242	22.239	189	242	28	2:14.518	1:01.620	180	48.837	240	24.061	185	240

10 Clivio Piccione, MCO/ Jonathan Hirschi, CHE

theoretical besttime: 2:00.106

1	2:10.577	1:04.473	227	43.838	249	22.266	189	249	15	2:00.842	55.864	230	43.117	245	21.861	188	245
2	2:01.028	55.750	231	43.260	250	22.018	189	250	16	2:00.275	55.662	232	42.583	247	22.030	189	247
3	2:02.812	55.976	229	43.384	250	23.452	189	250	17	2:03.055	55.760	222	43.632	244	23.663	183	244
4	2:01.348	56.113	227	43.064	249	22.171	189	249	18	2:11.925	1:00.745	187	45.891	217	25.289	183	217
5	2:00.720	55.881	231	42.877	248	21.962	190	248	19	2:13.622	1:00.189	198	47.508	209	25.925	182	209
6	2:00.719	55.801	230	43.044	247	21.874	189	247	20	2:28.251	1:04.694	167	52.505	214	31.052		214
7	2:00.858	55.757	232	43.141	245	21.960	189	245	21	3:02.574	1:50.267	190	48.010	232	24.297	185	232
8	2:01.236	56.141	230	43.205	246	21.890	189	246	22	2:15.275	1:01.310	194	48.170	226	25.795	185	226
9	2:01.583	56.076	228	43.333	246	22.174	189	246	23	2:12.947	1:01.822	203	46.812	230	24.313	186	230
10	2:01.780	56.174	227	43.340	246	22.266	189	246	24	2:12.556	1:00.972	202	47.136	230	24.448	185	230
11	2:02.993	57.377	230	43.411	246	22.205	190	246	25	2:13.042	1:00.417	190	48.502	237	24.123	185	237
12	2:01.729	56.204	232	43.374	246	22.151	189	246	26	2:12.311	1:00.524	197	47.691	238	24.096	187	238
13	2:06.595	56.256	229	43.582	246	26.757		246	27	2:12.596	1:01.054	185	47.450	236	24.092	185	236
14	2:50.598	1:45.177	226	43.453	244	21.968	188	244	28	2:13.988	1:01.104	180	48.450	231	24.434	170	231

11 Xavier Maassen, NLD/ Jos Menten, NLD

theoretical besttime: 1:59.755

1	2:11.271	1:04.808	220	43.846	243	22.617	185	243	13	2:04.737	55.870	220	44.046	242	24.821	182	242
2	2:07.897	57.378	215	43.829	242	26.690		242	14	2:11.192	1:00.175	190	46.279	224	24.738	182	224
3	9:04.655	7:59.219	218	43.708	240	21.728	187	240	15	2:15.371	1:02.355	197	47.317	213	25.699	178	213
4	2:00.032	55.433	227	42.880	240	21.719	187	240	16	2:28.992	1:05.165	171	52.301	210	31.526		210
5	1:59.881	55.273	228	42.803	239	21.805	186	239	17	3:10.562	1:55.681	185	49.440	206	25.441	180	206
6	2:01.159	56.053	229	43.427	242	21.679	186	242	18	2:17.077	1:03.133	189	48.809	229	25.135	182	229
7	2:00.860	55.675	227	43.302	240	21.883	187	240	19	2:15.315	1:02.337	194	48.327	232	24.651	184	232
8	2:00.482	55.556	228	43.130	242	21.796	187	242	20	2:15.791	1:01.809	194	48.962	219	25.020	182	219
9	2:00.624	55.611	227	43.255	240	21.758	188	240	21	2:14.702	1:02.364	202	47.828	238	24.510	184	238
10	2:05.815	55.864	227	43.571	236	26.380		236	22	2:16.281	1:03.562	202	48.234	237	24.485	184	237
11	3:23.861	2:17.428	205	44.605	240	21.828	187	240	23	2:17.470	1:04.989	192	48.146	239	24.335	184	239
12	2:02.321	56.337	221	43.498	240	22.486	188	240	24	2:15.856	1:02.810	185	48.675	239	24.371	185	239

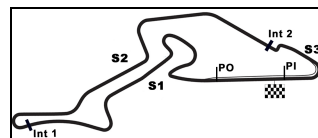
12 Mika Salo, FIN/ Pertti Kuismanen, FIN

theoretical besttime: 2:01.041

1	2:15.999	1:08.884	209	44.665	243	22.450	184	243	15	2:01.724	55.740	225	43.884	240	22.100	186	240
2	2:05.253	59.015	213	44.022	242	22.216	184	242	16	2:02.789	55.384	226	43.557	239	23.848	181	239
3	2:02.856	56.718	214	44.013	241	22.125	185	241	17	2:06.008	56.150	224	45.041	236	24.817	179	236
4	2:02.691	56.467	214	44.050	241	22.174	184	241	18	2:10.118	59.449	218	45.620	224	25.049	180	224
5	2:02.985	56.930	222	43.810	241	22.245	184	241	19	2:15.865	1:01.843	216	48.963	221	25.059	179	221
6	2:03.350	57.156	220	44.069	241	22.125	185	241	20	2:27.836	1:06.197	177	52.254	224	29.385		224
7	2:03.769	57.218	224	44.094	239	22.457	185	239	21	2:40.827	1:23.475	178	51.533	218	25.819	177	218
8	2:04.090	57.237	218	44.445	239	22.408	184	239	22	2:23.632	1:06.157	182	51.827	222	25.648	177	222
9	2:04.992	58.241	202	44.459	239	22.292	185	239	23	2:21.588	1:05.803	183	50.367	228	25.418	177	228
10	2:03.869	57.075	220	44.203	239	22.591	184	239	24	2:19.603	1:04.568	191	50.086	227	24.949	179	227
11	2:03.828	56.978	223	44.473	239	22.377	186	239	25	2:17.934	1:04.441	207	49.098	230	24.395	180	230
12	2:03.977	56.943	222	44.628	239	22.406	184	239	26	2:17.076	1:03.769	205	48.955	231	24.352	181	231
13	2:09.630	57.817	206	44.789	239	27.024		239	27	2:16.287	1:03.222	209	49.428	235	23.637	184	235
14	3:05.041	1:52.068	163	49.843	237	23.130	185	237	28	2:19.702	1:04.168	153	52.115	239	23.419	182	239

Nürburgring, Length: 5148 m

FIA REGNR:6GT1-DE.030810



GT1 World Championship

Lap analysis: Qualifying Race

Lap	Time	SE1	SP1	SE2	SP2	SE3	SP3	TSP	Lap	Time	SE1	SP1	SE2	SP2	SE3	SP3	TSP
-----	------	-----	-----	-----	-----	-----	-----	-----	-----	------	-----	-----	-----	-----	-----	-----	-----

13	Marc Hennerici, DEU/ Alexander Margaritis, GRC								theoretical besttime: 1:59.249								
1	2:07.450	1:02.099	225	43.434	243	21.917	189	243	15	2:50.629	1:46.127	224	42.815	241	21.687	192	241
2	2:01.656	56.243	228	43.609	243	21.804	189	243	16	1:59.743	54.966	228	42.903	243	21.874	192	243
3	2:02.004	55.953	231	44.244	246	21.807	190	246	17	2:03.478	55.414	225	43.395	244	24.669	186	244
4	2:00.629	55.802	228	43.254	245	21.573	187	245	18	2:08.804	59.645	196	44.408	222	24.751	187	222
5	1:59.836	55.393	230	42.924	245	21.519	191	245	19	2:17.451	1:00.601	208	46.150	222	30.700		222
6	1:59.546	55.199	231	42.879	247	21.468	191	247	20	3:06.086	1:54.808	183	47.447	238	23.831	188	238
7	1:59.749	55.248	230	42.889	244	21.612	190	244	21	2:14.344	1:02.818	181	47.485	233	24.041	187	233
8	2:00.024	55.454	231	42.910	245	21.660	192	245	22	2:12.652	1:01.008	175	47.641	240	24.003	189	240
9	2:01.262	56.402	230	43.073	243	21.787	191	243	23	2:14.214	1:01.691	180	48.377	233	24.146	187	233
10	2:00.472	55.606	230	43.077	244	21.789	190	244	24	2:12.315	1:01.108	183	47.187	239	24.020	188	239
11	2:00.438	55.576	231	43.189	244	21.673	192	244	25	2:12.222	1:00.592	183	47.614	238	24.016	188	238
12	2:00.439	55.615	231	43.135	244	21.689	190	244	26	2:11.479	1:00.317	185	47.256	239	23.906	188	239
13	2:00.246	55.599	232	43.033	243	21.614	192	243	27	2:13.247	1:01.307	183	47.813	239	24.127	187	239
14	2:05.725	55.647	231	43.186	244	26.892		244	28	2:15.734	1:01.784	166	49.587	238	24.363	187	238

22	Warren Hughes, GBR/ Jamie Campbell-Walter, GBR								theoretical besttime: 1:59.995								
1	2:15.441	1:08.379	198	44.521	248	22.541	188	248	15	2:00.116	55.651	227	42.858	249	21.607	192	249
2	2:02.343	57.084	230	43.314	247	21.945	187	247	16	2:00.892	55.549	228	43.055	250	22.288	187	250
3	2:00.689	55.702	231	43.024	249	21.963	188	249	17	2:04.757	55.787	233	43.479	245	25.491	183	245
4	2:00.191	55.555	230	42.839	250	21.797	189	250	18	2:09.981	1:00.821	213	44.028	237	25.132	182	237
5	2:00.380	55.602	233	42.983	250	21.795	190	250	19	2:14.375	1:01.291	222	46.993	232	26.091	182	223
6	2:00.533	55.679	232	42.941	250	21.913	191	250	20	2:27.385	1:06.768	176	53.504	215	27.113	177	215
7	2:01.248	55.850	233	43.150	248	22.248	190	248	21	2:34.473	1:13.451	164	53.940	216	27.082	173	216
8	2:01.398	56.068	231	42.932	249	22.398	189	249	22	2:32.741	1:11.031	166	53.601	216	28.109	178	216
9	2:01.707	56.241	232	43.184	249	22.282	190	249	23	2:30.056	1:09.969	171	52.998	219	27.089	179	219
10	2:01.938	56.465	231	43.451	248	22.022	191	248	24	2:26.833	1:08.584	175	52.402	225	25.847	182	225
11	2:01.647	56.153	232	43.272	249	22.222	190	249	25	2:25.854	1:08.778	179	51.652	227	25.424	180	227
12	2:01.924	56.187	235	43.300	249	22.437	191	249	26	2:21.967	1:06.992	187	50.594	230	24.381	184	230
13	2:06.767	56.337	230	43.565	249	26.865		249	27	2:22.754	1:06.707	177	51.918	230	24.129	186	230
14	3:01.616	1:55.924	219	43.831	246	21.861	191	246	28	2:27.459	1:07.293	150	55.107	235	25.059	184	235

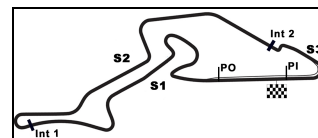
23	Michael Krumm, DEU/ Peter Dumbreck, GBR								theoretical besttime: 28.404								
1	2:23.756	1:09.191	204	46.161	233	28.404		233									

24	Peter Kox, NLD/ Christopher Haase, DEU								theoretical besttime: 1:59.530								
1	2:08.600	1:02.962	225	43.639	245	21.999	188	245	15	2:00.233	54.983	228	43.588	243	21.662	191	243
2	2:01.966	56.056	220	43.602	245	22.308	190	245	16	2:00.205	55.497	227	42.968	244	21.740	191	244
3	2:01.870	55.780	225	43.656	247	22.434	187	247	17	2:02.696	55.149	228	43.166	242	24.381	186	242
4	2:00.140	55.282	228	43.185	245	21.673	190	245	18	2:10.893	1:00.277	183	45.967	224	24.649	187	224
5	2:00.256	55.520	222	43.020	245	21.716	189	245	19	2:17.083	1:00.388	202	46.736	209	29.959		209
6	1:59.876	55.239	227	43.006	245	21.631	190	245	20	3:05.224	1:53.218	189	47.875	232	24.131	187	232
7	1:59.877	55.183	227	42.916	244	21.778	190	244	21	2:14.258	1:01.478	180	48.784	233	23.996	187	233
8	2:00.161	55.321	229	42.963	243	21.877	188	243	22	2:13.609	1:01.993	192	47.269	233	24.347	187	233
9	2:00.626	55.305	229	43.441	242	21.880	189	242	23	2:12.907	1:00.965	192	47.508	227	24.434	186	227
10	2:00.537	55.662	229	42.987	244	21.888	191	244	24	2:13.071	1:01.296	185	47.564	235	24.211	186	235
11	2:00.560	55.645	228	43.073	243	21.842	190	243	25	2:13.196	1:01.253	194	47.474	237	24.469	187	237
12	2:00.725	55.797	230	43.125	244	21.803	191	244	26	2:13.482	1:01.333	189	47.569	234	24.580	186	234
13	2:05.561	55.600	233	43.001	244	26.960		244	27	2:13.989	1:01.811	194	47.734	232	24.444	186	232
14	2:52.868	1:47.766	217	43.161	241	21.941	189	241	28	2:17.391	1:02.516	168	49.821	218	25.054	185	218

25	Ricardo Zonta, BRA/ Frank Kechele, DEU								theoretical besttime: 1:59.486								
1	2:09.781	1:04.086	222	43.796	242	21.899	187	242	15	2:05.082	55.178	231	43.157	241	26.747		241
2	2:01.498	56.052	227	43.402	243	22.044	188	243	16	2:53.780	1:48.681	215	43.408	239	21.691	189	239
3	2:01.556	55.873	229	43.456	243	22.227	187	243	17	2:03.356	55.225	229	43.912	238	24.219	186	238
4	2:01.401	55.833	228	42.968	244	22.600	189	244	18	2:10.312	1:00.120	194	45.157	222	25.035	185	222
5	2:00.198	55.591	229	43.022	242	21.585	189	242	19	2:17.140	1:01.033	202	46.492	223	29.615		223
6	1:59.967	55.338	230	42.832	243	21.797	188	243	20	3:16.919	2:04.976	186	47.910	234	24.033	187	234

Nürburgring, Length: 5148 m

FIA REGNR:6GT1-DE-030810



GT1 World Championship

Lap analysis: Qualifying Race

Lap	Time	SE1	SP1	SE2	SP2	SE3	SP3	TSP	Lap	Time	SE1	SP1	SE2	SP2	SE3	SP3	TSP
7	2:00.048	55.360	229	42.996	241	21.692	189	241	21	2:11.815	1:00.543	192	47.281	232	23.991	186	232
8	1:59.722	55.360	230	42.775	242	21.587	190	242	22	2:14.401	1:03.085	192	47.234	238	24.082	186	238
9	2:00.162	55.319	228	43.177	241	21.666	189	241	23	2:13.650	1:01.859	199	47.494	235	24.297	187	235
10	2:01.343	56.003	228	43.334	242	22.006	189	242	24	2:13.591	1:01.558	191	47.274	227	24.759	185	227
11	2:00.411	55.728	231	42.833	241	21.850	189	241	25	2:12.836	1:01.169	193	47.326	231	24.341	184	231
12	2:00.358	55.388	227	43.184	243	21.786	189	243	26	2:13.148	1:00.907	193	47.782	232	24.459	185	232
13	2:00.809	55.744	227	43.293	242	21.772	189	242	27	2:13.467	1:01.650	193	47.509	236	24.308	185	236
14	1:59.615	55.126	230	42.793	240	21.696	189	240	28	2:17.229	1:02.260	162	50.096	222	24.873	183	222

33 Alfrid Heger, DEU/ Alex Müller, DEU

theoretical besttime: 2:00.391

1	2:13.374	1:07.350	220	43.636	244	22.388	185	244	15	2:52.340	1:46.679	216	43.939	238	21.722	185	238
2	2:02.627	56.556	209	43.948	243	22.123	179	243	16	2:01.554	55.811	226	43.414	240	22.329	157	240
3	2:01.334	55.797	225	43.299	244	22.238	184	244	17	2:12.271	1:04.058	222	43.377	239	24.836	180	239
4	2:00.579	55.666	225	43.007	245	21.906	185	245	18	2:09.677	1:00.382	211	44.322	231	24.973	178	231
5	2:00.629	55.707	228	43.050	245	21.872	185	245	19	2:15.759	1:01.060	205	48.511	217	26.188	176	217
6	2:00.620	55.662	229	43.070	244	21.888	185	244	20	2:30.607	1:09.969	171	53.843	216	26.795	176	216
7	2:01.485	55.862	228	43.333	242	22.290	183	242	21	2:29.766	1:09.255	160	53.607	202	26.904	176	202
8	2:01.405	55.790	227	43.273	242	22.342	183	242	22	2:27.800	1:08.732	170	52.872	216	26.196	174	216
9	2:01.620	55.963	227	43.415	240	22.242	184	240	23	2:28.528	1:08.705	166	53.246	218	26.577	175	218
10	2:01.842	56.235	225	43.690	241	21.917	185	241	24	2:26.332	1:07.917	172	51.889	219	26.526	176	219
11	2:01.574	56.079	228	43.407	242	22.088	185	242	25	2:24.910	1:08.069	184	51.287	229	25.554	177	229
12	2:01.702	55.925	227	43.434	242	22.343	185	242	26	2:21.577	1:05.888	197	50.472	226	25.217	176	226
13	2:02.736	56.193	228	43.722	243	22.821	185	243	27	2:19.444	1:04.819	180	50.304	226	24.321	180	226
14	2:06.893	56.212	226	43.992	237	26.689		237	28	2:24.359	1:05.970	143	54.408	220	23.981	182	220

38 Dominik Schwager, DEU/ Nicky Pastorelli, ITA

theoretical besttime: 1:59.730

1	2:10.810	1:05.175	226	43.635	247	22.000	193	247	15	3:14.711	2:08.813	205	44.173	232	21.725	189	232
2	2:01.109	55.740	231	43.359	246	22.010	190	246	16	2:00.756	55.623	212	43.100	241	22.033	190	241
3	2:02.063	55.861	228	43.361	249	22.841	191	249	17	2:11.097	55.607	226	43.830	240	31.660	185	240
4	2:00.485	55.759	229	42.888	245	21.838	190	245	18	2:22.335	1:02.599	182	48.060	202	31.676	202	202
5	2:00.691	55.752	225	43.044	245	21.895	189	245	19	3:07.529	1:54.360	184	48.843	224	24.326	187	224
6	2:00.116	55.144	230	42.962	244	22.010	188	244	20	2:15.567	1:03.699	185	47.916	231	23.952	185	231
7	2:00.393	55.583	230	42.887	241	21.923	191	241	21	2:13.660	1:01.737	186	47.530	235	24.393	186	235
8	2:00.202	55.359	229	42.905	241	21.938	190	241	22	2:13.758	1:01.758	190	47.629	230	24.371	187	230
9	1:59.894	55.200	227	42.861	241	21.833	189	241	23	2:14.605	1:01.994	192	47.805	234	24.806	186	234
10	2:00.395	55.617	229	42.928	240	21.850	189	240	24	2:16.046	1:02.527	194	48.125	232	25.394	185	232
11	2:00.507	55.556	228	43.187	239	21.764	189	239	25	2:16.386	1:02.939	184	48.630	219	24.817	184	219
12	2:00.689	55.450	228	43.352	240	21.887	189	240	26	2:15.987	1:02.838	190	48.576	220	24.573	186	220
13	2:00.603	55.590	227	43.238	240	21.775	191	240	27	2:16.897	1:02.734	186	49.375	216	24.788	186	216
14	2:04.824	55.357	229	43.157	240	26.310		240	28	2:18.876	1:04.125	164	49.905	229	24.846	186	229

40 Maxime Martin, BEL/ Bas Leinders, BEL

theoretical besttime: 2:01.791

1	2:22.893	1:16.589	218	44.076	230	22.228	180	230	4	2:02.121	56.672	224	43.379	239	22.070	183	239
2	2:05.377	57.601	219	45.470	229	22.306	182	229	5	2:06.782	56.351	224	43.370	238	27.061		238
3	2:04.653	58.220	217	44.317	234	22.116	181	234									

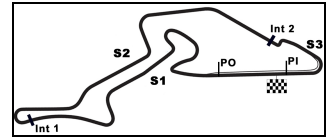
41 Renaud Kuppens, BEL/ Markus Palttala, FIN

theoretical besttime: 2:01.422

1	2:14.414	1:07.969	216	44.155	242	22.290	183	242	15	2:08.723	56.813	221	44.370	234	27.540		234
2	2:14.206	1:08.315	221	43.538	241	22.353	183	241	16	2:55.499	1:47.980	210	44.008	233	23.511	180	233
3	2:03.003	57.184	219	43.701	238	22.118	182	238	17	2:06.052	56.599	216	44.767	232	24.686	174	232
4	2:02.302	56.561	222	43.496	237	22.245	182	237	18	2:11.859	1:00.993	204	45.758	213	25.108	177	213
5	2:01.957	56.252	220	43.691	239	22.014	182	239	19	2:22.209	1:02.749	198	49.091	199	30.369	199	199
6	2:01.996	56.286	221	43.746	236	21.964	182	236	20	3:03.953	1:51.268	183	48.376	231	24.309	179	231
7	2:01.541	55.962	223	43.589	234	21.990	182	234	21	2:13.609	1:02.034	197	47.454	231	24.121	178	231
8	2:01.881	55.998	224	43.764	236	22.119	182	236	22	2:14.071	1:02.288	190	47.567	227	24.216	178	227
9	2:03.408	57.537	220	43.710	239	22.161	182	239	23	2:14.201	1:02.059	192	47.935	229	24.207	178	229
10	2:03.075	56.688	223	44.218	233	22.169	183	233	24	2:14.338	1:02.387	190	47.837	231	24.114	178	231
11	2:02.669	56.513	223	43.988	233	22.168	186	233	25	2:15.034	1:02.471	194	48.362	234	24.201	181	234
12	2:03.385	56.942	223	44.160	233	22.283	184	233	26	2:14.062	1:01.766	197	48.012	232	24.284	180	232

Nürburgring, Length: 5148 m

FIA REGNR:6GT1-DE.030810



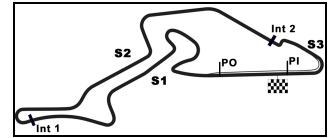
GT1 World Championship

Lap analysis: Qualifying Race

Lap	Time	SE1	SP1	SE2	SP2	SE3	SP3	TSP	Lap	Time	SE1	SP1	SE2	SP2	SE3	SP3	TSP
13	2:02.881	56.692	225	43.981	233	22.208	182	233	27	2:15.195	1:02.324	190	48.246	228	24.625	179	228
14	2:02.846	56.730	224	43.982	234	22.134	182	234	28	2:14.824	1:02.376	180	48.473	234	23.975	180	234

Nürburgring, Length: 5148 m

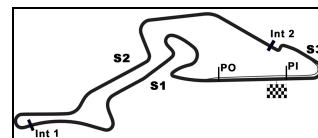
FIA REGNR:6GT1-DE.030810



GT1 World Championship

Top Speed List Qualifying Race

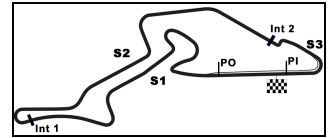
Nr	Team, Car, Driver, Nat	Top speed
3	Swiss Racing Team, Nissan GT - R Wendlinger Karl , AUT Moser Henri , CHE	250,64 km/h
22	Sumo Power GT, Nissan GT - R Hughes Warren , GBR Campbell-Walter Jamie , GBR	250,29 km/h
10	Hexis AMR, Aston Martin DB9 Piccione Clivio , MCO Hirschi Jonathan , CHE	250,12 km/h
8	Young Driver AMR, Aston Martin DB9 Nygaard Christoffer , DNK Mücke Stefan , DEU	249,65 km/h
7	Young Driver AMR, Aston Martin DB9 Turner Darren , GBR Enge Tomas , CZE	248,68 km/h
38	All-Inkl.com Münnich Motorsport, Lamborghini Murci Schwager Dominik , DEU Pastorelli Nicky , ITA	248,50 km/h
4	Swiss Racing Team, Nissan GT - R Ara Seiji , JPN Nilsson Max , SWE	248,50 km/h
24	Reiter, Lamborghini Murcielago 670 R-SV Kox Peter , NLD Haase Christopher , DEU	247,20 km/h
13	Phoenix Racing /Carsport, Corvette Z06 Hennerici Marc , DEU Margaritis Alexander , GRC	246,52 km/h
6	Matech Competition, Ford GT Matech Prost Nicolas , FRA Jani Neel , CHE	245,90 km/h
2	Vitaphone Racing Team, Maserati MC12 Ramos Miguel , PRT Bernoldi Enrique , BRA	245,79 km/h
33	Triple H Team Hegersport, Maserati MC12 Heger Altfrid , DEU Müller Alex , DEU	245,06 km/h

Nürburgring, Length: 5148 m
FIA REGNR:6GT1-DE.030810

GT1 World Championship
Box Stop List Qualifying Race

Nr	Driver in	Day time in	Time in	Driver out	Day time out	Time out	Nett Time
23	Peter Dumbreck	14:15:59	2:19.720				
11	Jos Menten	14:17:54	4:15.100	Jos Menten	14:25:01	11:22.074	7:06.974
4	Max Nilsson	14:18:25	4:45.853	Max Nilsson	14:19:09	5:29.618	43.765
40	Bas Leinders	14:24:17	10:37.849				
1	Michael Bartels	14:39:55	26:16.117	Michael Bartels	14:40:49	27:09.920	53.803
24	Christopher Haase	14:39:56	26:16.707	Christopher Haase	14:40:52	27:12.903	56.196
8	Stefan Mücke	14:39:56	26:17.415	Stefan Mücke	14:40:47	27:08.387	50.972
10	Jonathan Hirschi	14:40:09	26:30.017	Clivio Piccione	14:41:03	27:23.601	53.584
3	Henri Moser	14:40:10	26:30.968	Karl Wendlinger	14:41:09	27:30.317	59.349
22	Jamie Campbell-Walter	14:40:11	26:32.176	Jamie Campbell-Walter	14:41:13	27:34.585	1:02.409
12	Pertti Kuismanen	14:40:43	27:04.088	Pertti Kuismanen	14:41:41	28:01.711	57.623
11	Jos Menten	14:41:07	27:28.533	Jos Menten	14:42:31	28:52.271	1:23.738
13	Alexander Margaritis	14:41:54	28:15.437	Alexander Margaritis	14:42:49	29:10.300	54.863
38	Nicky Pastorelli	14:41:58	28:18.814	Dominik Schwager	14:43:13	29:33.790	1:14.976
33	Alex Müller	14:42:13	28:34.452	Alex Müller	14:43:08	29:28.599	54.147
25	Frank Kechele	14:43:57	30:17.958	Ricardo Zonta	14:44:53	31:13.883	55.925
2	Enrique Bernoldi	14:44:12	30:32.719	Enrique Bernoldi	14:45:05	31:25.947	53.228
6	Neel Jani	14:44:12	30:33.495	Nicolas Prost	14:45:12	31:33.331	59.836
41	Renaud Kuppens	14:44:43	31:04.308	Renaud Kuppens	14:45:38	31:59.417	55.109
4	Max Nilsson	14:45:32	31:52.643	Seiji Ara	14:46:32	32:52.919	1:00.276
7	Tomas Enge	14:45:51	32:11.600	Tomas Enge	14:46:44	33:04.613	53.013
5	Richard Westbrook	14:46:13	32:34.031	Thomas Mutsch	14:47:04	33:25.261	51.230
38	Dominik Schwager	14:51:46	38:07.568	Dominik Schwager	14:52:43	39:04.102	56.534
7	Darren Turner	14:53:11	39:32.470	Darren Turner	14:54:07	40:28.118	55.648
13	Marc Hennerici	14:53:14	39:35.516	Marc Hennerici	14:54:13	40:34.505	58.989
24	Peter Kox	14:53:20	39:40.710	Peter Kox	14:54:15	40:36.196	55.486
25	Ricardo Zonta	14:53:21	39:42.507	Ricardo Zonta	14:54:29	40:49.781	1:07.274
2	Miguel Ramos	14:53:43	40:03.687	Miguel Ramos	14:54:38	40:59.319	55.632
6	Nicolas Prost	14:53:50	40:10.872	Nicolas Prost	14:54:49	41:09.930	59.058
41	Renaud Kuppens	14:54:19	40:39.998	Renaud Kuppens	14:55:11	41:32.328	52.330
11	Xavier Maassen	14:55:34	41:55.172	Xavier Maassen	14:56:31	42:52.384	57.212
8	Christoffer Nygaard	14:55:48	42:09.367	Christoffer Nygaard	14:56:46	43:07.545	58.178
4	Seiji Ara	14:55:50	42:11.282	Seiji Ara	14:56:49	43:10.032	58.750
10	Clivio Piccione	14:55:57	42:18.572	Clivio Piccione	14:56:51	43:11.674	53.102
5	Thomas Mutsch	14:55:58	42:19.147	Thomas Mutsch	14:56:59	43:20.135	1:00.988
12	Mika Salo	14:56:52	43:12.620	Mika Salo	14:57:15	43:35.958	23.338

Nürburgring, Length: 5148 m

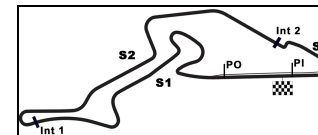
FIA REGNR:6GT1-DE.030810



GT1 World Championship

Top Speed List Qualifying Race

Nr	Team, Car, Driver, Nat	Top speed
1	Vitaphone Racing Team, Maserati MC12 Bertolini Andrea , ITA Bartels Michael , DEU	244,90 km/h
5	Matech Competition, Ford GT Matech Mutsch Thomas , DEU Westbrook Richard , GBR	244,29 km/h
25	Reiter, Lamborghini Murcielago 670 R-SV Zonta Ricardo , BRA Kechele Frank , DEU	244,18 km/h
11	Mad-Croc Racing, Corvette Z06 Maassen Xavier , NLD Menten Jos , NLD	241,99 km/h
12	Mad-Croc Racing, Corvette Z06 Salo Mika , FIN Kuismanen Pertti , FIN	241,88 km/h
41	Marc VDS Racing Team, Ford GT Kuppens Renaud , BEL Palttala Markus , FIN	240,86 km/h
40	Marc VDS Racing Team, Ford GT Martin Maxime , BEL Leinders Bas , BEL	238,73 km/h
23	Sumo Power GT, Nissan GT - R Krumm Michael , DEU Dumbreck Peter , GBR	km/h
34	Triple H Team Hegersport, Maserati MC12 Longin Bert , BEL Pier Guidi Alessandro , ITA	km/h
9	Hexis AMR, Aston Martin DB9 Makowiecki Frederic , FRA Clairay Yann , FRA	km/h



GT1 World Championship

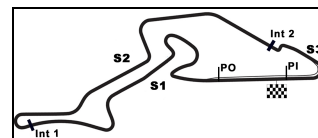
FIA REGNR:6GT1-DE.030810

Lap by Lap Qualifying Race

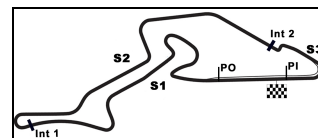
POS	1	2	3	4	5	6	7	8	9	10	11	12	13	14	15	16	17	18	19	20	21	22	23	24
LAP 1	13	1	7	24	8	25	10	38	11	2	3	6	33	4	41	5	22	12	40	.23				
LAP 2	13	7	1	8	24	25	10	38	2	3	6	33	22	.11	12	40	41	5	.4					
LAP 3	7	13	1	24	8	25	38	10	2	3	6	33	22	12	5	41	40	4	11'					
LAP 4	7	13	1	24	8	25	38	10	2	3	6	33	22	12	5	41	40	4	11'					
LAP 5	7	13	1	24	8	25	38	10	2	3	6	33	22	12	5	41	.40	4	11'					
LAP 6	7	13	1	24	8	25	38	10	2	3	6	33	22	5	12	41	4	11'						
LAP 7	7	13	1	24	8	25	38	10	2	3	6	33	22	5	12	41	4	11'						
LAP 8	7	13	1	24	8	25	38	10	2	3	6	33	22	5	12	41	4	11'						
LAP 9	7	13	1	24	8	25	38	10	2	3	6	33	22	5	41	12	4	11'						
LAP 10	7	13	1	24	8	25	38	10	2	6	3	33	22	5	41	12	4	.11'						
LAP 11	7	13	1	24	8	25	38	2	6	10	3	33	22	5	41	12	4	11'						
LAP 12	7	13	1	24	8	25	38	2	6	10	3	33	5	22	41	12	4	11'						
LAP 13	7	13	25	38	.1	.24	.8	2	6	5	33	.10	.3	.22	41	.12	4	11'						
LAP 14	7	25	.13	.38	2	6	5	.33	41	8	1	24	10	3	22	4	12'	11'						
LAP 15	7	.25	5	.2	.6	.41	13	8	1	24	10	33	3	38	22	.4	12	11'						
LAP 16	.7	.5	13	8	1	24	25	10	2	33	3	6	38	22	41	12	4	.11'						
LAP 17	7	13	8	1	24	25	10	5	2	3	6	22	33	38	41	12	4	11'						
LAP 18	7	13	1	24	8	25	10	5	2	3	6	22	33	.38	41	12	4	11'						
LAP 19	.7	1	.13	8	.24	.25	10	5	3	.2	22	33	.6	.41	12	38	.4	11'						
LAP 20	1	.8	.10	.5	3	22	7	33	13	24	25	2	.12	6	38	41	4	11'						
LAP 21	1	7	13	3	24	22	33	25	8	10	5	2	6	38	12	41	4	11'						
LAP 22	1	7	13	24	25	3	33	8	10	5	22	2	6	38	41	12	4	11'						
LAP 23	7	13	24	1	25	10	5	2	6	3	33	8	22	38	41	12	4	11'						
LAP 24	7	13	24	25	1	10	5	2	6	8	3	38	33	22	41	12	4	11'						
LAP 25	7	13	24	25	10	5	1	2	6	8	38	33	3	41	22	12	4							
LAP 26	7	13	24	25	10	5	2	6	1	8	38	41	33	3	22	12	4							
LAP 27	7	13	24	25	10	5	2	6	8	1	38	41	33	3	22	12	4							
LAP 28	7	13	24	25	10	5	2	6	8	1	38	41	33	3	12	22								

Nürburgring, Length: 5148 m

FIA REGNR:6GT1-DE.030810


GT1 World Championship
Results Warm Up

Pos	Nr	Team, Car, Driver, Nat	Fastest	Laps	Tsp(km/h)	Gap	Int	Avg(km/h)	Time
1	10	Hexis AMR, Aston Martin DB9 Piccione Clivio , MCO Hirschi Jonathan , CHE	1:58.400	11	249,94			156,53	10:23:16
2	9	Hexis AMR, Aston Martin DB9 Makowiecki Frederic , FRA Clairay Yann , FRA	<u>1:58.755</u>	13	252,10	0.355	0.355	156,06	10:27:33
3	37	All-Inkl.com Münnich Motorsport, Lamborghini Murcielago 670 R-SV Basseng Marc , DEU Jäger Thomas , DEU	1:59.068	13	246,29	0.668	0.313	155,65	10:25:38
4	5	Matech Competition, Ford GT Matech Mutsch Thomas , DEU Westbrook Richard , GBR	1:59.517	14	243,85	1.117	0.449	155,06	10:26:36
5	13	Phoenix Racing /Carsport, Corvette Z06 Hennerici Marc , DEU Margaritis Alexander , GRC	1:59.531	14	247,48	1.131	0.014	155,05	10:41:54
6	34	Triple H Team Hegersport, Maserati MC12 Longin Bert , BEL Pier Guidi Alessandro , ITA	1:59.668	12	245,62	1.268	0.137	154,87	10:24:52
7	6	Matech Competition, Ford GT Matech Prost Nicolas , FRA Jani Neel , CHE	1:59.689	14	245,18	1.289	0.021	154,84	10:42:57
8	23	Sumo Power GT, Nissan GT - R Krumm Michael , DEU Dumbreck Peter , GBR	1:59.840	13	248,62	1.440	0.151	154,65	10:24:47
9	24	Reiter, Lamborghini Murcielago 670 R-SV Kox Peter , NLD Haase Christopher , DEU	1:59.843	13	244,90	1.443	0.003	154,64	10:26:21
10	8	Young Driver AMR, Aston Martin DB9 Nygaard Christoffer , DNK Mücke Stefan , DEU	<u>1:59.960</u>	11	247,03	1.560	0.117	154,49	10:31:13
11	25	Reiter, Lamborghini Murcielago 670 R-SV Zonta Ricardo , BRA Kechele Frank , DEU	2:00.007	12	246,52	1.607	0.047	154,43	10:23:42
12	41	Marc VDS Racing Team, Ford GT Kuppens Renaud , BEL Palttala Markus , FIN	2:00.014	14	243,96	1.614	0.007	154,42	10:25:57
13	2	Vitaphone Racing Team, Maserati MC12 Ramos Miguel , PRT Bernoldi Enrique , BRA	2:00.071	11	245,51	1.671	0.057	154,35	10:25:15
14	7	Young Driver AMR, Aston Martin DB9 Turner Darren , GBR Enge Tomas , CZE	2:00.121	10	249,02	1.721	0.050	154,28	10:26:58

Nürburgring, Length: 5148 m
FIA REGNR:6GT1-DE.030810

GT1 World Championship
Results Warm Up

Pos	Nr	Team, Car, Driver, Nat	Fastest	Laps	Tsp(km/h)	Gap	Int	Avg(km/h)	Time
15	11	Mad-Croc Racing, Corvette Z06 Maassen Xavier , NLD Menten Jos , NLD	2:00.146	11	246,41	1.746	0.025	154,25	10:23:26
16	33	Triple H Team Hegersport, Maserati MC12 Heger Alfrid , DEU Müller Alex , DEU	2:00.205	12	245,51	1.805	0.059	154,18	10:45:00
17	38	All-Inkl.com Münnich Motorsport, Lamborghini Murcielago 670 R-SV Schwager Dominik , DEU Pastorelli Nicky , ITA	2:00.352	12	246,74	1.952	0.147	153,99	10:23:41
18	40	Marc VDS Racing Team, Ford GT Martin Maxime , BEL Leinders Bas , BEL	2:00.367	11	243,35	1.967	0.015	153,97	10:37:40
19	1	Vitaphone Racing Team, Maserati MC12 Bertolini Andrea , ITA Bartels Michael , DEU	2:00.631	10	244,12	2.231	0.264	153,63	10:33:00
20	22	Sumo Power GT, Nissan GT - R Hughes Warren , GBR Campbell-Walter Jamie , GBR	2:00.785	12	250,81	2.385	0.154	153,44	10:24:50
21	3	Swiss Racing Team, Nissan GT - R Wendlinger Karl , AUT Moser Henri , CHE	2:00.876	12	250,87	2.476	0.091	153,32	10:23:50
22	4	Swiss Racing Team, Nissan GT - R Ara Seiji , JPN Nilsson Max , SWE	2:00.997	12	252,16	2.597	0.121	153,17	10:30:41
23	12	Mad-Croc Racing, Corvette Z06 Salo Mika , FIN Kuismanen Pertti , FIN	2:01.665	14	243,08	3.265	0.668	152,33	10:37:39

Results remain provisional until the outcome of the technical check and the decisions of the Stewards of the Meeting

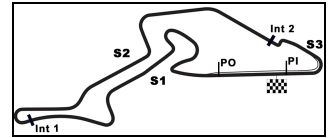
Publications Time:

- Race Director:

- Time Keeping:

Nürburgring, Length: 5148 m

FIA REGNR:6GT1-DE.030810



GT1 World Championship

Lap analysis: Warm Up

Lap	Time	SE1	SP1	SE2	SP2	SE3	SP3	TSP	Lap	Time	SE1	SP1	SE2	SP2	SE3	SP3	TSP
1 Andrea Bertolini, ITA/ Michael Bartels, DEU									theoretical besttime: 2:00.474								
1	3:38.891	2:25.533	164	50.209	216	23.149	176	216	6	4:07.848	3:02.382	210	43.462	242	22.004	178	242
2	2:03.294	57.469	210	44.022	243	21.803	178	243	7	2:00.631	55.803	226	43.052	244	21.776	178	244
3	2:00.853	55.936	226	43.251	243	21.666	178	243	8	2:00.790	55.843	226	43.083	242	21.864	179	242
4	2:00.747	55.861	227	43.194	244	21.692	178	244	9	2:07.673	55.756	226	43.059	244	28.858		244
5	2:09.039	57.685	201	44.387	244	26.967		244	10	4:17.014	3:05.211	198	44.489	241	27.314		241

2 Miguel Ramos, PRT/ Enrique Bernoldi, BRA									theoretical besttime: 2:00.028								
1	3:10.753	1:44.395	159	52.334	201	34.024		201	7	3:15.780	2:07.273	206	46.026	240	22.481	176	240
2	3:04.628	1:58.639	222	43.883	242	22.106	177	242	8	2:04.231	58.074	210	43.876	245	22.281	176	245
3	2:00.478	55.596	228	42.903	243	21.979	177	243	9	2:04.061	56.708	227	43.955	244	23.398	177	244
4	2:00.071	55.255	229	42.852	245	21.964	177	245	10	2:02.635	56.543	227	43.532	246	22.560	176	246
5	2:00.176	55.361	230	42.894	245	21.921	178	245	11	2:11.883	57.734	217	45.429	242	28.720		242
6	2:07.003	56.572	228	43.943	245	26.488		245									

3 Karl Wendlinger, AUT/ Henri Moser, CHE									theoretical besttime: 2:00.802								
1	2:42.387	1:27.603	179	50.355	196	24.429	180	196	7	3:38.364	2:32.243	212	43.936	249	22.185	185	249
2	2:04.844	58.215	217	44.221	247	22.408	183	247	8	2:02.731	56.870	221	43.649	246	22.212	187	246
3	2:02.533	57.072	227	43.295	243	22.166	182	243	9	2:01.891	56.373	219	43.446	251	22.072	185	251
4	2:00.876	55.745	228	43.248	244	21.883	183	244	10	2:02.003	56.289	231	43.477	250	22.237	181	250
5	2:01.848	55.704	222	43.215	249	22.929	182	249	11	2:01.893	56.304	228	43.482	250	22.107	185	250
6	2:06.968	55.982	224	43.576	244	27.410		244	12	2:08.891	56.588	219	43.906	250	28.397		250

4 Seiji Ara, JPN/ Max Nilsson, SWE									theoretical besttime: 2:00.513								
1	2:32.595	1:22.713	160	46.875	241	23.007	179	241	7	2:00.997	55.951	229	43.064	250	21.982	181	250
2	2:05.330	57.217	224	45.714	231	22.399	180	231	8	2:19.012	1:02.759	167	45.399	244	30.854		244
3	2:01.735	55.587	232	43.762	249	22.386	178	249	9	6:03.919	4:54.986	225	46.745	250	22.188	181	250
4	2:01.260	56.263	228	43.130	250	21.867	182	250	10	2:01.999	56.453	231	43.592	251	21.954	184	251
5	2:06.356	55.867	227	43.466	252	27.023		252	11	2:01.408	55.981	230	43.360	250	22.067	181	250
6	2:53.426	1:48.195	227	43.369	252	21.862	182	252	12	2:01.241	55.694	231	43.367	249	22.180	184	249

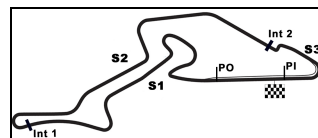
5 Thomas Mutsch, DEU/ Richard Westbrook, GBR									theoretical besttime: 1:59.477								
1	3:36.377	2:26.196	179	47.306	228	22.875	175	228	8	4:05.350	3:00.402	227	43.215	240	21.733	177	240
2	2:01.137	56.240	226	43.182	242	21.715	176	242	9	2:00.551	55.853	228	43.024	242	21.674	178	242
3	2:00.291	55.584	227	43.107	241	21.600	177	241	10	2:00.797	55.931	226	43.117	242	21.749	177	242
4	2:00.051	55.557	227	42.948	242	21.546	177	242	11	2:01.339	56.050	227	43.074	242	22.215	179	242
5	1:59.517	55.300	227	42.687	243	21.530	177	243	12	2:01.141	56.022	227	43.243	244	21.876	178	244
6	1:59.723	55.546	226	42.682	243	21.495	178	243	13	2:02.677	57.396	228	43.452	243	21.829	178	243
7	2:10.767	57.467	181	46.025	244	27.275		244	14	2:10.793	56.583	226	47.147	212	27.063		212

6 Nicolas Prost, FRA/ Neel Jani, CHE									theoretical besttime: 1:59.619								
1	2:43.646	1:29.687	174	48.893	186	25.066	175	186	8	2:00.829	55.560	227	43.071	243	22.198	178	243
2	2:07.242	57.471	209	46.621	218	23.150	177	218	9	2:00.295	55.617	229	42.777	243	21.901	179	243
3	2:02.914	56.165	217	44.619	237	22.130	177	237	10	2:02.134	55.712	229	42.766	245	23.656	180	245
4	2:00.877	55.899	224	43.022	243	21.956	177	243	11	2:00.418	55.829	228	42.905	244	21.684	180	244
5	2:00.895	55.880	228	42.948	244	22.067	178	244	12	1:59.689	55.340	229	42.595	244	21.754	180	244
6	2:11.156	58.024	223	43.867	245	29.265		245	13	2:00.320	55.520	230	42.664	244	22.136	178	244
7	4:48.281	3:43.281	225	43.047	243	21.953	178	243	14	2:08.230	55.921	222	43.624	230	28.685		230

7 Darren Turner, GBR/ Tomas Enge, CZE									theoretical besttime: 1:59.954								
1	3:00.609	1:45.907	183	46.430	239	28.272		239	6	2:04.887	55.439	228	42.852	249	26.596		249
2	2:55.959	1:47.934	167	45.543	243	22.482	180	243	7	11:32.897	10:27.655	223	43.184	246	22.058	180	246
3	2:01.174	55.871	220	43.298	247	22.005	180	247	8	2:00.436	55.641	229	42.962	246	21.833	181	246
4	2:01.364	56.631	219	43.070	248	21.663	180	248	9	2:00.656	55.501	230	43.015	247	22.140	181	247
5	2:00.121	55.455	227	42.948	249	21.718	181	249	10	2:05.047	55.644	230	43.001	247	26.402		247

Nürburgring, Length: 5148 m

FIA REGNR:6GT1-DE.030810



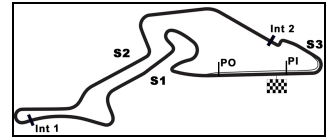
GT1 World Championship

Lap analysis: Warm Up

Lap	Time	SE1	SP1	SE2	SP2	SE3	SP3	TSP	Lap	Time	SE1	SP1	SE2	SP2	SE3	SP3	TSP
8 Christoffer Nygaard, DNK/ Stefan Mücke, DEU									theoretical besttime: 1:59.876								
1	7:02.072	5:45.975	184	48.279	238	27.818		238	7	2:00.153	55.406	230	42.933	247	21.814	180	247
2	3:10.263	2:02.913	198	45.110	245	22.240	178	245	8	2:06.218	56.140	217	43.309	247	26.769		247
3	2:01.421	56.238	220	43.171	246	22.012	179	246	9	3:57.578	2:51.439	227	43.710	245	22.429	179	245
4	2:00.164	55.449	228	43.026	246	21.689	178	246	10	2:01.580	56.409	230	43.243	246	21.928	179	246
5	1:59.960	55.435	230	42.781	247	21.744	179	247	11	2:00.870	55.902	231	43.018	246	21.950	180	246
6	2:00.044	55.542	230	42.790	247	21.712	180	247	12	2:06.411	55.826	231	43.027	247	27.558		247
9 Frederic Makowiecki, FRA/ Yann Clairay, FRA									theoretical besttime: 1:58.482								
1	2:20.618	1:12.718	198	45.590	246	22.310	180	246	8	1:59.953	55.538	233	42.486	250	21.929	181	250
2	2:20.851	1:09.727	205	43.637	237	27.487		237	9	2:00.278	55.520	233	42.548	252	22.210	182	252
3	3:51.570	2:47.626	232	42.317	249	21.627	181	249	10	2:00.090	55.600	233	42.563	250	21.927	182	250
4	2:02.460	54.747	229	42.152	250	25.561	182	250	11	2:00.813	55.674	235	42.864	251	22.275	181	251
5	1:58.755	54.769	233	42.403	251	21.583	181	251	12	1:59.854	55.378	235	42.429	251	22.047	182	251
6	2:04.211	55.361	217	42.464	251	26.386		251	13	2:04.866	55.600	229	42.907	250	26.359		250
7	5:11.329	4:05.779	230	42.996	249	22.554	181	249									
10 Clivio Piccione, MCO/ Jonathan Hirschi, CHE									theoretical besttime: 1:58.241								
1	2:19.862	1:12.026	195	45.427	227	22.409	179	227	7	2:00.941	55.852	223	42.794	249	22.295	181	249
2	2:00.085	55.202	231	42.418	248	22.465	180	248	8	1:59.540	55.394	230	42.422	250	21.724	181	250
3	1:58.674	54.724	233	42.128	250	21.822	181	250	9	2:00.019	55.150	233	42.516	249	22.353	183	249
4	1:58.400	54.476	232	42.287	250	21.637	182	250	10	1:59.868	55.520	234	42.365	249	21.983	181	249
5	2:07.252	54.677	230	42.915	220	29.660		220	11	2:08.392	55.341	229	46.427	245	26.624		245
6	5:06.446	3:57.787	219	45.623	182	23.036	180	182									
11 Xavier Maassen, NLD/ Jos Menten, NLD									theoretical besttime: 2:00.035								
1	2:24.371	1:11.610	191	47.884	230	24.877	178	230	7	2:07.738	56.325	212	44.771	245	26.642		245
2	2:02.215	56.738	223	43.691	244	21.786	179	244	8	6:27.492	5:22.379	224	43.355	243	21.758	179	243
3	2:00.400	55.739	230	42.821	244	21.840	179	244	9	2:11.482	55.964	229	53.419	243	22.099	178	243
4	2:00.146	55.684	227	42.797	245	21.665	179	245	10	2:00.322	55.619	228	43.018	244	21.685	179	244
5	2:00.486	55.722	225	43.083	245	21.681	179	245	11	2:18.023	55.573	228	46.440	178	36.010		178
6	2:00.226	55.657	228	42.841	246	21.728	179	246									
12 Mika Salo, FIN/ Pertti Kuismanen, FIN									theoretical besttime: 2:01.616								
1	3:02.576	1:47.095	175	50.252	194	25.229	172	194	8	3:04.754	1:56.741	202	45.603	242	22.410	176	242
2	2:04.867	58.315	220	44.508	242	22.044	175	242	9	2:02.750	56.952	226	43.652	243	22.146	175	243
3	2:02.891	56.863	226	43.814	242	22.214	176	242	10	2:01.665	56.158	226	43.527	243	21.980	177	243
4	2:02.302	56.455	227	43.916	242	21.931	177	242	11	2:04.294	58.234	221	43.869	243	22.191	177	243
5	2:02.110	56.434	227	43.583	243	22.093	177	243	12	2:02.165	56.447	225	43.711	242	22.007	178	242
6	2:02.974	56.693	225	44.078	242	22.203	177	242	13	2:02.937	57.138	226	43.694	242	22.105	178	242
7	2:12.936	58.688	213	44.632	242	29.616		242	14	2:03.504	57.630	220	43.785	243	22.089	177	243
13 Marc Hennerici, DEU/ Alexander Margaritis, GRC									theoretical besttime: 1:59.441								
1	2:50.544	1:24.023	114	54.014	136	32.507	162	136	8	2:00.637	55.799	227	43.098	247	21.740	182	247
2	2:02.110	57.232	226	43.181	247	21.697	183	247	9	2:00.097	55.686	231	42.906	246	21.505	182	246
3	2:01.343	55.620	223	43.841	246	21.882	182	246	10	2:01.381	56.292	228	43.346	246	21.743	179	246
4	2:00.909	55.997	218	43.055	246	21.857	182	246	11	1:59.954	55.425	230	42.780	247	21.749	182	247
5	2:00.773	55.867	216	43.007	247	21.899	184	247	12	1:59.531	55.515	232	42.542	247	21.474	182	247
6	2:07.881	56.912	219	43.719	247	27.250		247	13	1:59.986	55.597	231	42.815	247	21.574	182	247
7	3:49.535	2:43.661	211	43.986	246	21.888	181	246	14	2:05.981	55.803	228	43.395	247	26.783		247
22 Warren Hughes, GBR/ Jamie Campbell-Walter, GBR									theoretical besttime: 2:00.633								
1	2:40.439	1:23.591	164	48.352	220	28.496		220	7	5:40.560	4:34.900	223	43.446	251	22.214	180	251
2	3:08.907	2:01.758	210	44.774	248	22.375	180	248	8	2:05.079	56.312	233	43.234	249	25.533	183	249
3	2:01.042	55.916	231	43.103	249	22.023	180	249	9	2:07.330	56.425	227	43.631	249	27.274		249
4	2:00.785	55.722	231	43.169	250	21.894	180	250	10	4:01.249	2:53.665	229	43.875	224	23.709	182	224
5	2:00.834	55.753	232	43.017	250	22.064	180	250	11	2:03.183	56.820	228	43.782	249	22.581	180	249

Nürburgring, Length: 5148 m

FIA REGNR:6GT1-DE.030810


GT1 World Championship
Lap analysis: Warm Up

Lap	Time	SE1	SP1	SE2	SP2	SE3	SP3	TSP	Lap	Time	SE1	SP1	SE2	SP2	SE3	SP3	TSP
6	2:06.011	56.283	228	43.329	250	26.399		250	12	2:12.583	58.458	209	44.879	247	29.246		247

23 Michael Krumm, DEU/ Peter Dumbreck, GBR
theoretical besttime: 1:59.666

1	2:36.715	1:19.964	171	47.660	240	29.091		240	8	2:01.911	56.806	215	43.264	248	21.841	179	248
2	3:11.229	2:04.414	203	44.713	240	22.102	178	240	9	2:01.686	56.276	219	43.347	248	22.063	182	248
3	2:00.631	55.897	227	43.056	246	21.678	178	246	10	2:00.702	55.893	216	43.034	248	21.775	182	248
4	1:59.840	55.331	230	42.784	246	21.725	182	246	11	2:00.653	55.829	226	42.853	248	21.971	181	248
5	1:59.842	55.379	231	42.657	248	21.806	183	248	12	2:01.178	56.095	219	43.137	248	21.946	183	248
6	2:05.506	55.632	228	43.010	247	26.864		247	13	2:09.359	57.262	198	45.010	245	27.087		245
7	3:45.535	2:39.486	207	43.936	249	22.113	181	249									

24 Peter Kox, NLD/ Christopher Haase, DEU
theoretical besttime: 1:59.694

1	3:17.595	2:06.011	146	48.369	213	23.215	178	213	8	4:04.773	2:59.464	228	43.366	245	21.943	180	245
2	2:03.629	57.669	212	44.075	241	21.885	179	241	9	2:00.796	55.401	230	42.963	244	22.432	181	244
3	2:00.766	56.111	222	42.940	244	21.715	179	244	10	2:00.483	55.481	229	43.173	245	21.829	180	245
4	2:00.000	55.380	226	42.961	244	21.659	180	244	11	2:00.597	55.419	231	43.112	245	22.066	182	245
5	1:59.843	55.457	226	42.661	245	21.725	181	245	12	2:01.167	55.629	231	43.461	244	22.077	180	244
6	2:00.323	55.374	225	43.034	245	21.915	180	245	13	2:06.832	56.141	228	43.564	244	27.127		244
7	2:09.907	56.858	210	44.135	244	28.914		244									

25 Ricardo Zonta, BRA/ Frank Kechele, DEU
theoretical besttime: 1:59.723

1	2:34.548	1:21.819	157	49.237	201	23.492	177	201	7	2:03.594	55.789	230	44.165	244	23.640	179	244
2	2:04.933	58.015	208	44.293	243	22.625	179	243	8	2:06.473	55.638	228	42.824	244	28.011		244
3	2:03.472	57.640	187	43.760	243	22.072	179	243	9	4:08.349	3:02.949	226	43.283	243	22.117	179	243
4	2:00.007	55.561	230	42.839	245	21.607	179	245	10	2:00.938	55.817	229	43.189	243	21.932	180	243
5	2:05.240	55.292	231	43.019	247	26.929		247	11	2:00.574	55.815	229	42.941	243	21.818	181	243
6	4:55.155	3:50.208	225	43.299	246	21.648	181	246	12	2:06.575	55.818	229	43.630	242	27.127		242

33 Altfred Heger, DEU/ Alex Müller, DEU
theoretical besttime: 2:00.092

1	2:49.565	1:32.086	175	48.239	209	29.240	172	209	7	2:00.862	55.896	228	43.047	245	21.919	177	245
2	2:02.348	57.054	222	43.296	245	21.998	177	245	8	2:00.613	55.552	228	43.148	244	21.913	178	244
3	2:08.464	59.104	207	46.352	235	23.008	177	235	9	2:06.264	55.574	225	43.560	243	27.130		243
4	2:00.796	55.797	227	43.179	245	21.820	177	245	10	6:46.752	5:41.349	227	43.293	243	22.110	178	243
5	2:05.300	55.842	228	42.939	246	26.519		246	11	2:00.205	55.342	228	42.930	244	21.933	178	244
6	4:00.272	2:51.102	225	46.788	224	22.382	177	224	12	2:07.249	55.495	226	43.069	245	28.685		245

34 Bert Longin, BEL/ Alessandro Pier Guidi, ITA
theoretical besttime: 1:58.956

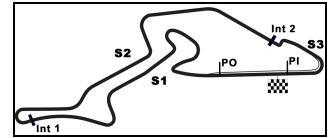
1	2:50.672	1:32.719	175	48.068	204	29.885		204	7	6:51.042	5:46.447	217	42.813	243	21.782	175	243
2	3:03.101	1:57.510	211	43.588	243	22.003	179	243	8	1:59.761	55.563	225	42.648	244	21.550	178	244
3	1:59.765	55.395	229	42.654	243	21.716	177	243	9	1:59.743	55.515	228	42.714	244	21.514	178	244
4	1:59.668	54.794	229	43.209	243	21.665	177	243	10	2:00.074	55.557	228	42.763	245	21.754	178	245
5	2:00.905	55.606	224	43.545	246	21.754	178	246	11	2:00.185	55.620	229	42.881	245	21.684	178	245
6	2:04.927	55.651	226	43.210	244	26.066		244	12	2:01.099	56.202	227	42.957	243	21.940	178	243

37 Marc Basseng, DEU/ Thomas Jäger, DEU
theoretical besttime: 1:58.909

1	2:39.009	1:25.305	164	50.106	215	23.598	179	215	8	5:43.645	4:38.209	210	43.524	244	21.912	181	244
2	2:01.074	56.255	227	43.206	245	21.613	181	245	9	1:59.614	55.367	229	42.775	244	21.472	182	244
3	2:00.014	55.694	231	42.623	245	21.697	180	245	10	1:59.276	55.142	230	42.644	245	21.490	181	245
4	1:59.612	55.555	231	42.755	245	21.302	180	245	11	1:59.658	55.083	231	42.577	246	21.998	181	246
5	1:59.068	55.041	230	42.646	246	21.381	181	246	12	2:00.019	55.107	231	42.756	244	22.156	182	244
6	1:59.154	55.030	231	42.666	246	21.458	181	246	13	2:11.386	57.613	221	44.518	244	29.255		244
7	2:09.108	55.616	230	43.869	178	29.623		178									

Nürburgring, Length: 5148 m

FIA REGNR:6GT1-DE.030810


GT1 World Championship
Lap analysis: Warm Up

Lap	Time	SE1	SP1	SE2	SP2	SE3	SP3	TSP	Lap	Time	SE1	SP1	SE2	SP2	SE3	SP3	TSP
-----	------	-----	-----	-----	-----	-----	-----	-----	-----	------	-----	-----	-----	-----	-----	-----	-----

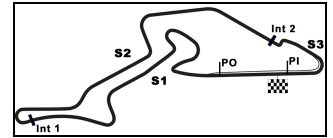
38 Dominik Schwager, DEU/ Nicky Pastorelli, ITA									theoretical besttime: 2:00.187								
1	2:39.954	1:29.839	179	47.446	221	22.669	180	221	7	4:13.311	3:07.315	220	43.970	246	22.026	180	246
2	2:01.132	56.177	224	43.167	245	21.788	181	245	8	2:00.902	55.926	228	43.110	246	21.866	180	246
3	2:00.439	55.704	224	42.905	245	21.830	181	245	9	2:00.537	55.570	230	42.928	246	22.039	181	246
4	2:00.352	55.735	230	42.882	247	21.735	180	247	10	2:01.159	55.950	229	43.072	246	22.137	181	246
5	2:00.862	55.783	233	43.245	247	21.834	181	247	11	2:01.195	55.979	229	43.261	245	21.955	180	245
6	2:08.893	56.322	224	43.681	222	28.890		222	12	2:10.620	56.260	224	43.658	245	30.702		245

40 Maxime Martin, BEL/ Bas Leinders, BEL									theoretical besttime: 1:59.654								
1	2:51.477	1:42.081	186	46.466	226	22.930	174	226	7	2:00.367	55.739	226	42.936	242	21.692	177	242
2	2:01.651	56.769	224	43.233	243	21.649	178	243	8	2:02.004	56.812	225	42.902	240	22.290	177	240
3	2:01.249	55.647	227	43.818	243	21.784	177	243	9	2:00.771	55.717	225	42.974	241	22.080	177	241
4	2:02.713	55.970	219	45.150	242	21.593	177	242	10	2:00.470	55.650	226	42.932	241	21.888	177	241
5	2:06.704	55.381	227	42.680	243	28.643		243	11	2:00.667	55.775	226	42.718	241	22.174	177	241
6	9:36.324	8:31.194	225	43.253	239	21.877	177	239	12	2:16.924	59.540	226	43.483	241	33.901		241

41 Renaud Kuppens, BEL/ Markus Palttala, FIN									theoretical besttime: 2:00.014								
1	2:54.470	1:45.257	189	46.759	239	22.454	172	239	8	2:01.720	56.428	222	43.125	242	22.167	174	242
2	2:01.961	56.559	227	43.391	241	22.011	171	241	9	2:01.068	55.969	225	43.255	242	21.844	175	242
3	2:01.239	55.889	224	43.334	243	22.016	173	243	10	2:01.117	55.863	231	43.392	241	21.862	175	241
4	2:00.617	55.675	229	43.116	243	21.826	173	243	11	2:00.809	55.859	225	43.041	243	21.909	175	243
5	2:00.014	55.386	231	42.840	244	21.788	176	244	12	2:01.680	56.286	227	43.337	242	22.057	176	242
6	2:09.805	55.847	229	43.797	244	30.161		244	13	2:02.077	56.242	225	43.725	241	22.110	179	241
7	2:53.700	1:47.984	220	43.751	243	21.965	175	243	14	2:01.464	56.029	228	43.280	242	22.155	178	242

Nürburgring, Length: 5148 m

FIA REGNR:6GT1-DE.030810



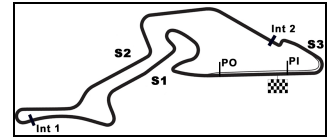
GT1 World Championship

Top Speed List Warm Up

Nr	Team, Car, Driver, Nat	Top speed
4	Swiss Racing Team, Nissan GT - R Ara Seiji , JPN Nilsson Max , SWE	252,16 km/h
9	Hexis AMR, Aston Martin DB9 Makowiecki Frederic , FRA Clairay Yann , FRA	252,10 km/h
3	Swiss Racing Team, Nissan GT - R Wendlinger Karl , AUT Moser Henri , CHE	250,87 km/h
22	Sumo Power GT, Nissan GT - R Hughes Warren , GBR Campbell-Walter Jamie , GBR	250,81 km/h
10	Hexis AMR, Aston Martin DB9 Piccione Clivio , MCO Hirschi Jonathan , CHE	249,94 km/h
7	Young Driver AMR, Aston Martin DB9 Turner Darren , GBR Enge Tomas , CZE	249,02 km/h
23	Sumo Power GT, Nissan GT - R Krumm Michael , DEU Dumbreck Peter , GBR	248,62 km/h
13	Phoenix Racing /Carsport, Corvette Z06 Hennerici Marc , DEU Margaritis Alexander , GRC	247,48 km/h
8	Young Driver AMR, Aston Martin DB9 Nygaard Christoffer , DNK Mücke Stefan , DEU	247,03 km/h
38	All-Inkl.com Münnich Motorsport, Lamborghini Murci Schwager Dominik , DEU Pastorelli Nicky , ITA	246,74 km/h
25	Reiter, Lamborghini Murcielago 670 R-SV Zonta Ricardo , BRA Kechele Frank , DEU	246,52 km/h
11	Mad-Croc Racing, Corvette Z06 Maassen Xavier , NLD Menten Jos , NLD	246,41 km/h

Nürburgring, Length: 5148 m

FIA REGNR:6GT1-DE.030810



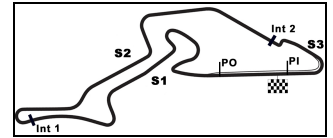
GT1 World Championship

Top Speed List Warm Up

Nr	Team, Car, Driver, Nat	Top speed
37	All-Inkl.com Münnich Motorsport, Lamborghini Murci Basseng Marc , DEU Jäger Thomas , DEU	246,29 km/h
34	Triple H Team Hegersport, Maserati MC12 Longin Bert , BEL Pier Guidi Alessandro , ITA	245,62 km/h
2	Vitaphone Racing Team, Maserati MC12 Ramos Miguel , PRT Bernoldi Enrique , BRA	245,51 km/h
33	Triple H Team Hegersport, Maserati MC12 Heger Altfrid , DEU Müller Alex , DEU	245,51 km/h
6	Matech Competition, Ford GT Matech Prost Nicolas , FRA Jani Neel , CHE	245,18 km/h
24	Reiter, Lamborghini Murcielago 670 R-SV Kox Peter , NLD Haase Christopher , DEU	244,90 km/h
1	Vitaphone Racing Team, Maserati MC12 Bertolini Andrea , ITA Bartels Michael , DEU	244,12 km/h
41	Marc VDS Racing Team, Ford GT Kuppens Renaud , BEL Palttala Markus , FIN	243,96 km/h
5	Matech Competition, Ford GT Matech Mutsch Thomas , DEU Westbrook Richard , GBR	243,85 km/h
40	Marc VDS Racing Team, Ford GT Martin Maxime , BEL Leinders Bas , BEL	243,35 km/h
12	Mad-Croc Racing, Corvette Z06 Salo Mika , FIN Kuismanen Pertti , FIN	243,08 km/h

Nürburgring, Length: 5148 m

FIA REGNR:6GT1-DE.030810



GT1 World Championship

Starting Grid Championship Race GT1 World Championship 29.08.10, 15:14 h

13 Phoenix Racing /Carsport (2.) Marc Hennerici/ Alexander Margaritis
25 Reiter (4.) Ricardo Zonta/ Frank Kechele
5 Matech Competition (6.) Thomas Mutsch/ Richard Westbrook
6 Matech Competition (8.) Nicolas Prost/ Neel Jani
1 Vitaphone Racing Team (10.) Andrea Bertolini/ Michael Bartels
41 Marc VDS Racing Team (12.) Renaud Kuppens/ Markus Palmtala
3 Swiss Racing Team (14.) Karl Wendlinger/ Henri Moser
22 Sumo Power GT (16.) Warren Hughes/ Jamie Campbell-Walter
11 Mad-Croc Racing (18.) Xavier Maassen/ Jos Menten
23 Sumo Power GT (20.) Michael Krumm/ Peter Dumbreck
9 Hexis AMR Frederic Makowiecki/ Yann Clairay

1
2
3
4
5
6
7
8
9
10
11
12

POLE POSITION

7 Young Driver AMR (1.) Darren Turner/ Tomas Enge
24 Reiter (3.) Peter Kox/ Christopher Haase
10 Hexis AMR (5.) Clivio Piccione/ Jonathan Hirschi
2 Vitaphone Racing Team (7.) Miguel Ramos/ Enrique Bernoldi
8 Young Driver AMR (9.) Christoffer Nygaard/ Stefan Mücke
38 All-Inkl.com Münnich Motorsport (11.) Dominik Schwager/ Nicky Pastorelli
33 Triple H Team Hegersport (13.) Alfريد Heger/ Alex Müller
12 Mad-Croc Racing (15.) Mika Salo/ Pertti Kuismanen
4 Swiss Racing Team (17.) Seiji Ara/ Max Nilsson
40 Marc VDS Racing Team (19.) Maxime Martin/ Bas Leinders
34 Triple H Team Hegersport Bert Longin/ Alessandro Pier Guidi
37 All-Inkl.com Münnich Motorsport Marc Basseng/ Thomas Jäger

Subject to final scrutineering!

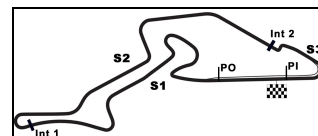
Publications Time:

- Race Director:

- Time Keeping:

Nürburgring, Length: 5148 m

FIA REGNR:6GT1-DE.030810

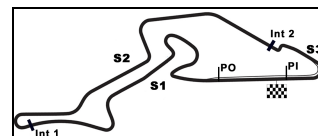

GT1 World Championship
Results Official Championship Race

started : 23 classified : 23 not classified : 0

Pos	Nr	Team, Car, Driver, Nat	Laps	Time	Gap	Int	Avg(km/h)	Fastest	In Lap
1	7	Young Driver AMR, Aston Martin DB9 Turner Darren , GBR Enge Tomas , CZE	30	1:00:59.709			151,92	1:58.430	17
2	24	Reiter, Lamborghini Murcielago 670 R-SV Kox Peter , NLD Haase Christopher , DEU	30	1:01:09.256	9.547	9.547	151,52	1:59.445	19
3	13	Phoenix Racing /Carsport, Corvette Z06 Hennerici Marc , DEU Margaritis Alexander , GRC	30	1:01:12.727	13.018	3.471	151,38	1:59.413	4
4	10	Hexis AMR, Aston Martin DB9 Piccione Clivio , MCO Hirschi Jonathan , CHE	30	1:01:13.891	14.182	1.164	151,33	1:59.461	19
5	8	Young Driver AMR, Aston Martin DB9 Nygaard Christoffer , DNK Mücke Stefan , DEU	30	1:01:14.818	15.109	0.927	151,30	1:58.822	22
6	1	Vitaphone Racing Team, Maserati MC12 Bertolini Andrea , ITA Bartels Michael , DEU	30	1:01:16.201	16.492	1.383	151,24	1:59.273	16
7	9	Hexis AMR, Aston Martin DB9 Makowiecki Frederic , FRA Clairay Yann , FRA	30	1:01:19.634	19.925	3.433	151,10	1:59.620	17
8	22	Sumo Power GT, Nissan GT - R Hughes Warren , GBR Campbell-Walter Jamie , GBR	30	1:01:24.543	24.834	4.909	150,90	1:59.431	20
9	34	Triple H Team Hegersport, Maserati MC12 Longin Bert , BEL Pier Guidi Alessandro , ITA	30	1:01:24.807	25.098	0.264	150,89	1:58.370	17
10	3	Swiss Racing Team, Nissan GT - R Wendlinger Karl , AUT Moser Henri , CHE	30	1:01:40.143	40.434	15.336	150,26	1:59.654	17
11	40	Marc VDS Racing Team, Ford GT Martin Maxime , BEL Leinders Bas , BEL	30	1:01:45.153	45.444	5.010	150,06	1:59.470	18
12	2	Vitaphone Racing Team, Maserati MC12 Ramos Miguel , PRT Bernoldi Enrique , BRA	30	1:01:47.300	47.591	2.147	149,97	1:58.769	17
13	5	Matech Competition, Ford GT Matech Mutsch Thomas , DEU Westbrook Richard , GBR	30	1:01:48.542	48.833	1.242	149,92	1:58.828	17
14	25	Reiter, Lamborghini Murcielago 670 R-SV Zonta Ricardo , BRA Kechele Frank , DEU	30	1:01:50.515	50.806	1.973	149,84	1:59.507	23

Nürburgring, Length: 5148 m

FIA REGNR:6GT1-DE.030810


GT1 World Championship
Results Official Championship Race

started : 23 classified : 23 not classified : 0

Pos	Nr	Team, Car, Driver, Nat	Laps	Time	Gap	Int	Avg(km/h)	Fastest	In Lap
15	23	Sumo Power GT, Nissan GT - R Krumm Michael , DEU Dumbreck Peter , GBR	30	1:01:55.959	56.250	5.444	149,62	1:59.845	19
16	6	Matech Competition, Ford GT Matech Prost Nicolas , FRA Jani Neel , CHE	30	1:01:57.482	57.773	1.523	149,56	1:59.284	22
17	41	Marc VDS Racing Team, Ford GT Kuppens Renaud , BEL Palttala Markus , FIN	30	1:02:05.200	1:05.491	7.718	149,25	2:00.499	4
18	11	Mad-Croc Racing, Corvette Z06 Maassen Xavier , NLD Menten Jos , NLD	30	1:02:05.723	1:06.014	0.523	149,23	1:59.567	8
19	37	All-Inkl.com Münnich Motorsport, Lamborghini Murcielago 670 R-SV Basseng Marc , DEU Jäger Thomas , DEU	30	1:02:06.214	1:06.505	0.491	149,21	2:00.541	21
20	33	Triple H Team Hegersport, Maserati MC12 Heger Alfrid , DEU Müller Alex , DEU	30	1:02:06.788	1:07.079	0.574	149,19	1:59.106	22
21	4	Swiss Racing Team, Nissan GT - R Ara Seiji , JPN Nilsson Max , SWE	30	1:02:51.377	1:51.668	44.589	147,42	2:00.227	19
22	38	All-Inkl.com Münnich Motorsport, Lamborghini Murcielago 670 R-SV Schwager Dominik , DEU Pastorelli Nicky , ITA	26	53:45.271	4LAPS	4 LAPS	149,40	1:59.731	19
23	12	Mad-Croc Racing, Corvette Z06 Salo Mika , FIN Kuismanen Pertti , FIN	25	1:01:55.406	5LAPS	1 LAP	124,70	2:00.950	6

Fastest Lap: 34 Longin 1:58.370 = 156,57 km/h in LAP 17

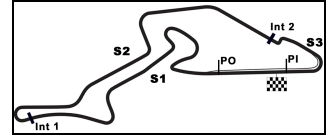
Steward:

Steward:

Steward:

Nürburgring, Length: 5148 m

FIA REGNR:6GT1-DE.030810

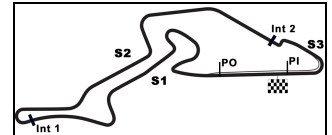

GT1 World Championship
Lap analysis: Championship Race

Lap	Time	SE1	SP1	SE2	SP2	SE3	SP3	TSP	Lap	Time	SE1	SP1	SE2	SP2	SE3	SP3	TSP
1 Andrea Bertolini, ITA/ Michael Bartels, DEU								theoretical besttime: 1:59.037									
1	2:09.730	1:04.042	218	43.638	247	22.050	186	247	16	1:59.273	55.264	227	42.541	245	21.468	185	245
2	2:00.256	55.418	222	43.168	246	21.670	186	246	17	2:00.488	55.245	220	43.242	248	22.001	185	248
3	2:00.480	55.919	223	43.019	246	21.542	186	246	18	1:59.383	55.037	228	42.790	246	21.556	187	246
4	2:00.190	55.408	227	43.095	246	21.687	186	246	19	1:59.287	55.078	221	42.640	248	21.569	186	248
5	2:00.237	55.489	224	43.087	246	21.661	185	246	20	1:59.495	55.216	223	42.591	247	21.688	186	247
6	2:00.133	55.406	225	43.014	245	21.713	185	245	21	2:00.216	55.666	212	42.786	248	21.764	186	248
7	2:00.823	56.104	223	43.134	244	21.585	186	244	22	2:00.005	55.553	223	42.760	246	21.692	186	246
8	2:00.370	55.583	221	43.164	245	21.623	185	245	23	1:59.842	55.508	218	42.653	247	21.681	186	247
9	2:00.747	55.859	226	43.121	244	21.767	185	244	24	1:59.783	55.426	224	42.648	247	21.709	187	247
10	2:01.008	55.797	221	43.386	245	21.825	185	245	25	1:59.956	55.463	224	42.714	247	21.779	187	247
11	2:00.922	56.043	220	43.212	243	21.667	185	243	26	2:00.507	55.629	225	42.972	247	21.906	186	247
12	2:01.194	55.923	223	43.331	244	21.940	185	244	27	2:01.023	56.120	224	42.924	247	21.979	186	247
13	2:06.549	56.201	220	43.343	244	22.005		244	28	2:01.325	56.179	228	43.045	246	22.101	187	246
14	2:49.917	1:44.323	208	43.532	242	22.062	185	242	29	2:00.623	55.619	226	43.047	246	21.957	186	246
15	1:59.571	55.509	221	42.603	244	21.459	186	244	30	2:02.868	57.174	219	43.460	246	22.234	185	246

2 Miguel Ramos, PRT/ Enrique Bernoldi, BRA								theoretical besttime: 1:58.769									
1	2:09.494	1:03.728	216	43.689	244	22.077	183	244	16	1:59.753	55.353	226	42.749	247	21.651	187	247
2	2:01.660	56.559	227	43.174	245	21.927	184	245	17	1:58.769	54.906	230	42.478	246	21.385	186	246
3	2:00.532	55.633	229	43.097	246	21.802	184	246	18	1:59.179	55.019	230	42.683	246	21.477	186	246
4	2:01.105	55.790	227	43.134	245	22.181	184	245	19	1:59.353	55.217	230	42.599	247	21.537	186	247
5	2:01.941	56.644	225	43.209	245	22.088	185	245	20	2:00.040	55.436	229	42.842	248	21.762	187	248
6	2:02.449	56.058	227	43.386	245	23.005	185	245	21	2:01.589	56.586	218	43.347	246	21.656	186	246
7	2:02.148	56.764	226	43.354	245	22.030	184	245	22	2:00.577	56.054	230	42.937	246	21.586	187	246
8	2:01.367	56.131	226	43.058	246	22.178	185	246	23	2:00.221	55.726	230	42.903	247	21.592	186	247
9	2:00.939	55.763	228	43.203	245	21.973	185	245	24	2:01.048	56.296	230	42.994	246	21.758	186	246
10	2:01.788	56.747	228	42.977	245	22.064	184	245	25	2:00.280	55.427	229	43.057	246	21.796	186	246
11	2:00.818	55.765	228	42.914	245	22.139	184	245	26	2:13.235	1:06.959	224	44.178	245	22.098	185	245
12	2:03.212	56.713	226	44.080	244	22.419	184	244	27	2:01.468	56.452	229	43.155	245	21.861	185	245
13	2:09.045	56.725	224	44.375	244	22.945		244	28	2:00.751	55.758	228	43.207	245	21.786	186	245
14	2:51.060	1:45.888	222	43.338	245	21.834	185	245	29	2:00.898	55.493	228	43.465	245	21.940	185	245
15	2:01.155	55.705	221	43.700	248	21.750	185	248	30	2:01.426	55.896	229	43.424	246	22.106	186	246

3 Karl Wendlinger, AUT/ Henri Moser, CHE								theoretical besttime: 1:59.654									
1	2:11.516	1:05.321	208	43.957	250	22.238	192	250	16	2:00.471	55.797	229	42.955	252	21.719	195	252
2	2:01.091	56.227	227	43.042	250	21.822	189	250	17	1:59.654	55.219	229	42.782	245	21.653	195	245
3	2:00.637	55.413	226	43.251	249	21.973	189	249	18	1:59.842	55.290	222	42.865	245	21.687	195	245
4	2:00.265	55.415	226	42.969	247	21.881	193	247	19	2:01.225	56.512	229	42.971	252	21.742	191	252
5	2:01.487	56.141	220	43.295	248	22.051	194	248	20	2:00.274	55.476	231	42.979	250	21.819	195	250
6	2:01.909	56.146	220	43.504	251	22.259	188	251	21	2:00.649	55.576	219	43.162	246	21.911	195	246
7	2:00.589	55.781	230	43.046	247	21.762	193	247	22	2:00.316	55.768	227	42.887	250	21.661	196	250
8	2:00.460	55.592	220	43.070	245	21.798	193	245	23	2:00.356	55.316	228	43.130	252	21.910	193	252
9	2:00.296	55.416	221	42.825	247	22.055	188	247	24	2:05.516	1:00.822	226	42.845	247	21.849	195	247
10	2:00.354	55.562	226	42.944	249	21.848	190	249	25	2:00.956	55.874	232	43.109	246	21.973	187	246
11	2:01.087	55.948	219	43.124	247	22.015	193	247	26	2:00.937	55.797	229	43.099	246	22.041	187	246
12	2:00.726	55.724	228	42.995	247	22.007	188	247	27	2:00.841	55.756	228	43.014	250	22.071	190	250
13	2:00.947	55.783	228	43.162	248	22.002	193	248	28	2:01.466	56.135	223	43.094	249	22.237	192	249
14	2:05.730	55.902	220	43.091	246	26.737		246	29	2:01.442	56.044	229	43.189	249	22.209	193	249
15	2:56.531	1:50.894	224	43.777	249	21.860	194	249	30	2:02.573	56.631	220	43.592	252	22.350	189	252

4 Seiji Ara, JPN/ Max Nilsson, SWE								theoretical besttime: 2:00.068									
1	2:12.617	1:06.529	219	43.726	253	22.362	189	253	16	3:05.021	1:58.236	199	44.765	247	22.020	192	247
2	2:01.823	56.435	229	43.206	252	22.182	187	252	17	2:01.001	55.894	223	43.384	248	21.723	189	248
3	2:01.031	55.749	223	43.200	252	22.082	188	252	18	2:00.660	55.663	229	43.127	248	21.870	189	248
4	2:01.256	55.793	228	43.224	252	22.239	188	252	19	2:00.227	55.443	230	42.978	249	21.806	189	249
5	2:00.999	55.689	227	42.915	239	22.395	188	239	20	2:00.533	55.473	220	43.289	249	21.771	190	249
6	2:00.612	55.836	231	42.902	251	21.874	192	251	21	2:01.778	56.042	218	43.924	248	21.812	191	248
7	2:01.271	55.819	228	43.433	252	22.019	188	252	22	2:01.934	56.386	229	43.227	249	22.321	192	249

Nürburgring, Length: 5148 m
FIA REGNR:6GT1-DE.030810

GT1 World Championship
Lap analysis: Championship Race

Lap	Time	SE1	SP1	SE2	SP2	SE3	SP3	TSP	Lap	Time	SE1	SP1	SE2	SP2	SE3	SP3	TSP
8	2:02.107	56.915	228	43.200	253	21.992	189	253	23	2:45.382	55.532	230	1:23.367	8	26.483	188	8
9	2:00.943	55.793	226	43.165	249	21.985	191	249	24	2:02.616	57.008	229	43.519	248	22.089	189	248
10	2:01.317	56.039	227	43.296	251	21.982	187	251	25	2:01.411	56.239	229	43.272	249	21.900	190	249
11	2:00.911	55.765	224	43.066	250	22.080	190	250	26	2:01.201	56.125	229	42.977	248	22.099	192	248
12	2:03.117	57.508	221	43.325	249	22.284	187	249	27	2:01.769	56.256	227	43.388	247	22.125	188	247
13	2:03.897	57.224	224	43.765	246	22.908	187	246	28	2:02.343	55.873	229	43.388	248	23.082	191	248
14	2:01.769	56.503	228	43.124	249	22.142	187	249	29	2:01.788	56.204	224	43.416	249	22.168	189	249
15	2:06.359	56.101	225	43.374	248	26.884		248	30	2:03.684	56.062	221	43.545	249	24.077	189	249

5 Thomas Mutsch, DEU/ Richard Westbrook, GBR
theoretical besttime: 1:58.783

1	2:07.699	1:02.746	224	43.083	244	21.870	185	244	16	1:59.913	55.459	225	42.950	243	21.504	185	243
2	2:00.745	55.928	225	42.946	245	21.871	184	245	17	1:58.828	54.918	225	42.537	245	21.373	186	245
3	2:00.046	55.589	226	42.766	242	21.691	184	242	18	1:59.107	54.960	226	42.653	243	21.494	185	243
4	2:00.601	55.490	226	43.075	243	22.036	183	243	19	1:59.218	55.194	227	42.492	245	21.532	185	245
5	1:59.780	55.533	225	42.616	243	21.631	183	243	20	1:59.844	55.326	224	42.799	245	21.719	187	245
6	2:00.655	55.484	226	43.125	248	22.046	183	248	21	2:00.420	56.008	222	42.695	247	21.717	186	247
7	2:14.387	1:09.644	227	43.098	244	21.645	184	244	22	2:00.437	56.300	226	42.616	244	21.521	186	244
8	2:00.851	55.930	227	43.159	244	21.762	185	244	23	2:00.048	55.641	227	42.619	247	21.788	187	247
9	2:01.238	55.798	228	43.239	247	22.201	185	247	24	2:02.530	57.843	225	42.924	246	21.763	187	246
10	2:01.163	55.796	228	43.128	243	22.239	184	243	25	2:00.179	55.457	226	42.962	246	21.760	187	246
11	2:01.969	55.850	226	43.668	246	22.451	185	246	26	1:59.734	55.691	225	42.533	243	21.510	185	243
12	2:01.816	56.369	227	43.321	245	22.126	184	245	27	1:59.028	54.956	225	42.540	242	21.532	186	242
13	2:07.675	56.819	225	43.787	243	27.069		243	28	1:59.440	55.101	226	42.649	244	21.690	186	244
14	2:50.460	1:45.194	214	43.571	241	21.695	184	241	29	2:03.742	55.213	227	42.752	243	25.777		243
15	2:00.135	55.510	226	43.016	243	21.609	185	243	30	2:16.854	1:12.473	226	42.857	244	21.524	185	244

6 Nicolas Prost, FRA/ Neel Jani, CHE
theoretical besttime: 1:59.061

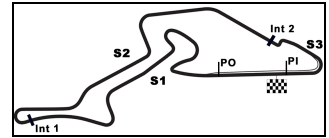
1	2:11.156	1:04.877	213	44.105	246	22.174	183	246	16	2:02.823	56.208	227	43.818	245	22.797	187	245
2	2:01.165	56.010	224	43.207	244	21.948	184	244	17	2:00.680	56.600	228	42.470	245	21.610	187	245
3	2:01.720	56.644	227	43.155	247	21.921	184	247	18	2:00.274	55.387	226	43.072	246	21.815	187	246
4	2:01.830	57.130	229	43.051	245	21.649	184	245	19	2:00.122	55.619	229	42.906	247	21.597	188	247
5	2:02.993	56.308	228	43.092	243	23.593	185	243	20	2:00.758	55.530	222	43.438	246	21.790	188	246
6	2:04.228	56.866	229	44.669	245	22.693	185	245	21	2:01.654	55.774	218	44.205	244	21.675	188	244
7	2:02.506	57.038	224	43.324	244	22.144	184	244	22	1:59.284	55.295	227	42.414	245	21.575	189	245
8	2:01.327	56.095	224	43.254	244	21.978	185	244	23	2:05.423	55.072	232	48.163	244	22.188	189	244
9	2:03.658	56.313	226	45.097	243	22.248	184	243	24	2:00.916	55.265	230	42.677	249	22.974	188	249
10	2:02.649	56.896	225	43.563	245	22.190	184	245	25	2:00.181	55.569	230	42.673	248	21.939	188	248
11	2:02.282	56.606	223	43.405	245	22.271	184	245	26	2:00.308	55.659	229	42.980	249	21.669	188	249
12	2:02.418	56.907	224	43.292	244	22.219	184	244	27	2:00.106	55.628	231	42.730	249	21.748	189	249
13	2:02.880	56.701	220	43.851	242	22.328	183	242	28	2:01.111	55.514	229	42.697	248	22.900	188	248
14	2:08.635	56.474	224	43.568	240	28.593		240	29	2:00.484	55.856	232	42.721	248	21.907	188	248
15	2:53.885	1:48.285	218	43.483	244	22.117	185	244	30	2:00.026	55.490	230	42.773	248	21.763	189	248

7 Darren Turner, GBR/ Tomas Enge, CZE
theoretical besttime: 1:58.328

1	2:05.752	1:01.000	219	42.935	247	21.817	187	247	16	1:59.624	55.509	228	42.636	248	21.479	188	248
2	1:59.915	55.302	227	42.929	247	21.684	187	247	17	1:58.430	54.861	230	42.106	248	21.463	187	248
3	1:59.343	55.165	228	42.636	248	21.542	188	248	18	1:58.883	54.759	231	42.246	248	21.878	187	248
4	1:59.088	54.945	227	42.560	248	21.583	187	248	19	1:59.530	55.140	227	42.665	248	21.725	188	248
5	1:59.392	55.169	222	42.640	248	21.583	187	248	20	1:59.852	55.362	227	42.720	247	21.770	188	247
6	1:59.376	55.061	227	42.588	248	21.727	187	248	21	2:00.864	55.620	208	43.466	248	21.778	188	248
7	1:59.608	55.211	222	42.636	247	21.761	187	247	22	2:00.075	55.584	218	42.774	248	21.717	188	248
8	2:00.207	55.615	225	42.801	247	21.791	187	247	23	1:59.535	55.296	227	42.525	248	21.714	188	248
9	1:59.918	55.403	226	42.796	248	21.719	187	248	24	1:59.938	55.547	228	42.611	249	21.780	188	249
10	2:00.482	55.696	223	42.894	248	21.892	187	248	25	1:59.770	55.301	229	42.720	248	21.749	188	248
11	2:00.344	55.544	225	42.875	248	21.925	187	248	26	2:00.506	55.717	228	43.058	248	21.731	188	248
12	1:59.915	55.511	228	42.698	248	21.706	187	248	27	2:00.276	55.680	226	42.846	248	21.750	188	248
13	2:00.585	55.507	223	43.001	248	22.077	186	248	28	2:00.615	55.607	227	43.011	248	21.997	189	248
14	2:06.115	55.892	226	43.104	248	27.119		248	29	2:00.368	55.536	225	42.931	248	21.901	188	248
15	2:48.535	1:43.541	218	43.189	246	21.805	187	246	30	2:02.868	56.066	223	43.337	247	23.465	141	247

Nürburgring, Length: 5148 m

FIA REGNR:6GT1-DE.030810



GT1 World Championship

Lap analysis: Championship Race

Lap	Time	SE1	SP1	SE2	SP2	SE3	SP3	TSP	Lap	Time	SE1	SP1	SE2	SP2	SE3	SP3	TSP
-----	------	-----	-----	-----	-----	-----	-----	-----	-----	------	-----	-----	-----	-----	-----	-----	-----

8 Christoffer Nygaard, DNK/ Stefan Mücke, DEU

theoretical besttime: 1:58.659

1	2:10.491	1:04.557	215	43.955	248	21.979	186	248	16	1:59.164	54.983	231	42.540	248	21.641	187	248
2	2:01.081	55.926	229	43.190	249	21.965	187	249	17	1:58.912	54.957	229	42.420	248	21.535	188	248
3	2:00.768	55.769	232	43.106	248	21.893	187	248	18	1:59.486	54.893	232	42.585	249	22.008	188	249
4	2:00.709	55.583	226	43.092	249	22.034	188	249	19	1:59.613	55.415	229	42.599	248	21.599	187	248
5	2:00.321	55.772	230	42.747	247	21.802	186	247	20	1:59.218	55.101	228	42.477	248	21.640	188	248
6	2:00.093	55.660	230	42.801	247	21.632	186	247	21	1:59.325	55.233	223	42.508	249	21.584	188	249
7	2:00.549	55.847	229	42.931	247	21.771	187	247	22	1:58.822	55.056	229	42.265	248	21.501	189	248
8	2:00.385	55.747	229	42.811	249	21.827	188	249	23	1:59.446	55.135	231	42.723	249	21.588	188	249
9	2:00.879	55.641	232	42.869	250	22.369	188	250	24	1:59.610	55.122	229	42.455	250	22.033	188	250
10	2:00.832	55.915	231	42.962	250	21.955	188	250	25	1:59.716	55.437	231	42.531	249	21.748	189	249
11	2:01.285	56.298	231	42.976	249	22.011	187	249	26	2:00.236	55.499	230	42.598	251	22.139	188	251
12	2:01.362	56.057	232	43.020	248	22.285	187	248	27	2:00.910	55.920	229	42.911	249	22.079	190	249
13	2:06.894	56.653	229	43.110	249	27.131		249	28	2:01.296	56.233	229	42.801	250	22.262	189	250
14	2:51.592	1:45.716	212	43.804	246	22.072	186	246	29	2:00.641	55.868	231	42.740	250	22.033	188	250
15	2:00.165	55.714	224	42.892	247	21.559	187	247	30	2:01.017	56.333	230	42.669	249	22.015	187	249

9 Frederic Makowiecki, FRA/ Yann Clairay, FRA

theoretical besttime: 1:59.169

1	2:15.754	1:08.349	210	44.756	242	22.649	190	242	16	2:47.630	1:42.587	229	43.257	249	21.786	188	249
2	2:01.458	55.944	221	43.483	250	22.031	189	250	17	1:59.620	55.290	232	42.574	249	21.756	188	249
3	1:59.809	55.198	227	42.863	251	21.748	189	251	18	2:00.154	55.156	233	43.040	249	21.958	188	249
4	2:00.482	55.212	220	43.294	253	21.976	190	253	19	2:00.998	56.068	231	43.215	250	21.715	190	250
5	2:00.611	55.223	226	42.937	247	22.451	190	247	20	1:59.637	55.426	233	42.452	250	21.759	189	250
6	2:00.581	55.790	231	42.844	253	21.947	190	253	21	2:00.483	55.677	229	43.035	249	21.771	189	249
7	2:01.422	55.739	222	43.378	253	22.305	188	253	22	2:00.541	55.570	233	43.010	249	21.961	190	249
8	2:00.895	55.839	230	42.732	250	22.324	189	250	23	2:00.112	55.438	233	42.824	251	21.850	189	251
9	2:00.971	55.757	228	43.102	252	22.112	190	252	24	2:00.219	55.490	232	42.709	251	22.020	189	251
10	1:59.658	55.269	234	42.419	251	21.970	188	251	25	2:00.279	55.543	232	42.680	251	22.056	189	251
11	1:59.803	55.484	232	42.497	251	21.822	188	251	26	2:00.552	55.749	232	42.876	250	21.927	190	250
12	2:00.043	55.311	235	42.702	252	22.030	188	252	27	2:00.206	55.464	234	42.734	251	22.008	190	251
13	2:01.376	55.697	232	43.217	252	22.462	189	252	28	2:00.535	55.604	233	42.767	250	22.164	190	250
14	2:00.219	55.448	230	42.672	252	22.099	189	252	29	2:00.482	55.532	234	42.821	249	22.129	190	249
15	2:04.115	55.606	231	42.298	252	26.211		252	30	2:00.989	55.770	233	43.079	251	22.140	189	251

10 Clivio Piccione, MCO/ Jonathan Hirschi, CHE

theoretical besttime: 1:59.062

1	2:08.404	1:03.076	218	43.384	251	21.944	188	251	16	2:05.052	55.495	230	42.632	250	26.925		250
2	2:00.951	55.565	226	42.863	251	22.523	189	251	17	2:53.610	1:46.973	219	44.669	248	21.968	188	248
3	2:00.273	55.805	228	42.748	252	21.720	188	252	18	1:59.841	55.477	232	42.619	250	21.745	189	250
4	1:59.785	54.925	228	42.581	252	22.279	188	252	19	1:59.461	55.232	233	42.417	251	21.812	190	251
5	1:59.891	55.601	226	42.486	252	21.804	188	252	20	1:59.582	55.138	233	42.440	251	22.004	191	251
6	2:00.551	55.348	227	42.930	247	22.273	187	247	21	2:00.069	55.508	231	42.702	251	21.859	189	251
7	1:59.522	55.091	225	42.529	250	21.902	188	250	22	2:00.121	55.505	231	42.478	250	22.138	189	250
8	2:00.036	55.371	228	42.695	250	21.970	188	250	23	1:59.609	55.293	233	42.551	251	21.765	189	251
9	2:00.067	55.329	228	42.698	250	22.040	187	250	24	1:59.754	55.405	231	42.510	252	21.839	189	252
10	2:00.255	55.349	227	42.853	250	22.053	189	250	25	2:00.127	55.271	231	43.013	251	21.843	190	251
11	2:00.302	55.504	228	42.698	251	22.100	188	251	26	2:00.603	55.429	232	42.795	252	22.379	189	252
12	2:00.268	55.487	226	42.800	251	21.981	188	251	27	2:01.092	55.918	231	43.069	250	22.105	189	250
13	2:00.717	55.704	227	42.944	251	22.069	188	251	28	2:01.336	55.756	231	43.033	251	22.547	189	251
14	2:00.783	55.694	227	42.933	251	22.156	188	251	29	2:00.375	55.360	230	42.791	249	22.224	188	249
15	2:00.389	55.695	229	42.606	250	22.088	188	250	30	2:01.065	55.941	229	42.818	251	22.306	187	251

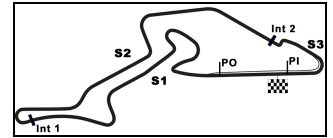
11 Xavier Maassen, NLD/ Jos Menten, NLD

theoretical besttime: 1:59.306

1	2:12.437	1:06.257	217	43.708	248	22.472	186	248	16	2:04.426	55.852	225	43.148	246	25.426		246
2	2:01.122	56.056	223	43.236	247	21.830	187	247	17	3:07.210	2:01.530	217	43.741	242	21.939	189	242
3	2:01.283	55.968	224	43.169	248	22.146	186	248	18	2:00.474	55.572	222	43.082	244	21.820	188	244
4	2:15.326	55.775	228	42.733	247	36.818	181	247	19	2:00.772	55.805	226	43.122	245	21.845	188	245
5	2:01.819	56.715	218	43.240	244	21.864	185	244	20	2:00.853	56.093	226	42.972	245	21.788	188	245
6	2:01.138	55.863	216	43.291	244	21.984	186	244	21	2:00.820	55.500	225	43.212	245	22.108	185	245

Nürburgring, Length: 5148 m

FIA REGNR:6GT1-DE.030810



GT1 World Championship

Lap analysis: Championship Race

Lap	Time	SE1	SP1	SE2	SP2	SE3	SP3	TSP	Lap	Time	SE1	SP1	SE2	SP2	SE3	SP3	TSP
7	2:00.856	55.999	223	43.071	245	21.786	187	245	22	2:00.796	55.846	226	43.133	244	21.817	187	244
8	1:59.567	55.541	223	42.931	246	21.095	186	246	23	2:00.594	55.683	223	43.006	244	21.905	187	244
9	2:01.189	55.882	224	43.376	245	21.931	187	245	24	2:00.840	55.990	229	42.878	246	21.972	188	246
10	2:00.423	55.638	222	42.960	245	21.825	186	245	25	2:00.934	55.994	228	42.879	245	22.061	188	245
11	2:00.545	55.478	225	43.006	247	22.061	187	247	26	2:01.075	56.213	228	43.017	246	21.845	187	246
12	2:00.399	55.710	226	42.898	246	21.791	186	246	27	2:01.060	55.935	231	43.128	245	21.997	187	245
13	2:00.633	55.672	226	43.026	246	21.935	186	246	28	2:01.546	56.042	229	43.171	246	22.333	186	246
14	2:01.055	55.596	229	43.152	251	22.307	187	251	29	2:01.688	56.151	228	43.396	245	22.141	187	245
15	2:02.873	56.188	221	43.729	248	22.956	186	248	30	2:01.970	56.263	226	43.394	245	22.313	187	245

12 Mika Salo, FIN/ Pertti Kuismanen, FIN

theoretical besttime: 2:00.508

1	2:12.993	1:06.919	219	43.794	246	22.280	185	246	14	2:02.056	56.407	226	43.644	244	22.005	184	244
2	2:01.872	56.453	225	43.343	245	22.076	184	245	15	2:02.778	56.283	224	44.066	242	22.429	184	242
3	2:01.170	55.704	225	43.382	245	22.084	184	245	16	2:04.033	56.631	200	45.178	243	22.224	184	243
4	2:01.158	55.650	225	43.320	245	22.188	184	245	17	2:05.293	58.912	201	44.027	243	22.354	185	243
5	2:01.340	56.022	227	43.047	246	22.271	184	246	18	2:02.548	56.660	225	43.725	243	22.163	184	243
6	2:00.950	55.809	228	43.081	244	22.060	183	244	19	2:03.641	56.935	220	44.611	244	22.095	184	244
7	2:06.108	55.960	225	43.544	237	26.604		237	20	2:03.112	56.713	224	43.916	243	22.483	184	243
8	10:50.953	9:45.631	216	43.511	242	21.811	182	242	21	2:03.977	57.378	221	44.354	243	22.245	184	243
9	2:05.524	55.841	226	43.162	242	26.521		242	22	2:02.146	56.459	226	43.687	243	22.000	185	243
10	3:43.193	2:34.111	208	46.450	241	22.632	184	241	23	2:04.156	58.005	220	43.900	243	22.251	185	243
11	2:04.391	58.393	221	43.929	243	22.069	183	243	24	2:02.680	56.397	226	44.050	243	22.233	184	243
12	2:02.748	56.493	219	43.570	243	22.685	184	243	25	2:02.570	56.418	221	43.937	244	22.215	183	244
13	2:04.016	56.359	224	45.268	241	22.389	182	241									

13 Marc Hennerici, DEU/ Alexander Margaritis, GRC

theoretical besttime: 1:59.026

1	2:06.430	1:01.412	224	43.031	247	21.987	189	247	16	2:01.161	55.805	231	42.885	250	22.471	193	250
2	1:59.969	55.507	225	42.812	248	21.650	191	248	17	2:01.163	56.352	228	43.167	250	21.644	192	250
3	1:59.468	55.298	228	42.557	247	21.613	190	247	18	2:00.364	55.779	231	42.856	246	21.729	190	246
4	1:59.413	55.348	228	42.456	248	21.609	190	248	19	1:59.532	55.358	232	42.454	249	21.720	187	249
5	1:59.485	55.482	229	42.440	248	21.563	189	248	20	1:59.965	55.075	232	42.624	249	22.266	192	249
6	1:59.529	55.478	230	42.502	248	21.549	190	248	21	1:59.703	55.232	231	42.833	250	21.638	191	250
7	2:00.123	55.523	228	42.792	248	21.808	190	248	22	1:59.733	55.397	231	42.623	249	21.713	191	249
8	2:00.236	55.840	229	42.676	247	21.720	191	247	23	1:59.669	55.323	232	42.618	249	21.728	191	249
9	1:59.981	55.759	230	42.484	248	21.738	191	248	24	2:00.107	55.430	231	42.842	251	21.835	191	251
10	2:00.202	55.850	230	42.643	250	21.709	190	250	25	2:00.269	55.588	231	42.930	248	21.751	192	248
11	2:00.412	55.702	231	42.777	248	21.933	190	248	26	2:00.875	55.447	231	42.804	251	22.624	192	251
12	2:00.539	55.976	230	42.794	248	21.769	190	248	27	2:00.579	55.817	231	42.941	248	21.821	192	248
13	2:07.325	56.024	229	43.083	246	28.218		246	28	2:00.655	55.999	230	42.851	249	21.805	191	249
14	2:54.304	1:49.630	223	43.081	246	21.593	189	246	29	2:01.053	55.866	229	43.347	247	21.840	191	247
15	1:59.787	55.535	228	42.741	248	21.511	191	248	30	2:00.696	55.662	231	42.870	249	22.164	191	249

22 Warren Hughes, GBR/ Jamie Campbell-Walter, GBR

theoretical besttime: 1:59.234

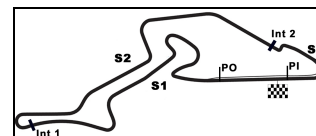
1	2:12.140	1:05.603	217	43.969	252	22.568	188	252	16	2:00.457	55.787	231	42.951	251	21.719	189	251
2	2:01.153	55.955	227	43.247	252	21.951	188	252	17	1:59.939	55.430	233	42.770	250	21.739	189	250
3	2:01.124	55.864	228	43.188	253	22.072	189	253	18	1:59.462	55.207	232	42.556	253	21.699	190	253
4	1:59.814	55.372	231	42.624	252	21.818	188	252	19	1:59.838	55.551	231	42.579	251	21.708	189	251
5	2:01.191	55.719	226	43.248	253	22.224	188	253	20	1:59.431	54.979	232	42.673	250	21.779	190	250
6	2:01.873	56.044	227	43.439	253	22.390	189	253	21	2:00.433	55.481	220	43.155	249	21.797	189	249
7	2:00.509	55.762	232	42.904	253	21.843	189	253	22	2:00.081	55.457	230	42.886	248	21.738	189	248
8	2:00.853	55.839	230	43.066	252	21.948	189	252	23	1:59.975	55.267	232	42.798	249	21.910	188	249
9	2:00.063	55.430	232	42.735	252	21.898	189	252	24	1:59.920	55.232	232	42.665	251	22.023	189	251
10	2:00.393	55.482	232	42.964	252	21.947	189	252	25	2:00.160	55.373	232	42.820	250	21.967	189	250
11	2:00.853	55.672	215	43.069	253	22.112	189	253	26	2:00.347	55.438	233	42.899	250	22.010	189	250
12	2:00.755	55.779	227	42.892	253	22.084	189	253	27	2:00.118	55.487	232	42.730	250	21.901	189	250
13	2:06.309	56.025	229	43.317	252	26.967		252	28	2:00.062	55.472	232	42.745	250	21.845	190	250
14	2:55.565	1:49.020	212	44.409	249	22.136	188	249	29	2:00.150	55.581	233	42.647	249	21.922	189	249
15	2:01.499	55.960	229	43.535	251	22.004	188	251	30	2:00.076	55.497	232	42.663	252	21.916	189	252

Nürburgring, Length: 5148 m

GT1 World Championship

Lap analysis: Championship Race

FIA REGNR:6GT1-DE.030810



Lap	Time	SE1	SP1	SE2	SP2	SE3	SP3	TSP	Lap	Time	SE1	SP1	SE2	SP2	SE3	SP3	TSP
23 Michael Krumm, DEU/ Peter Dumbreck, GBR								theoretical besttime: 1:59.643									
1	2:15.287	1:07.751	218	44.657	251	22.879	187	251	16	2:56.125	1:49.677	201	44.166	249	22.282	189	249
2	2:01.621	56.144	223	43.592	251	21.885	190	251	17	2:03.520	57.640	213	43.295	250	22.585	191	250
3	2:01.089	56.074	233	42.866	250	22.149	191	250	18	2:00.785	55.752	216	43.128	248	21.905	188	248
4	2:01.065	55.463	226	43.331	252	22.271	188	252	19	1:59.845	55.482	224	42.784	248	21.579	188	248
5	2:00.978	55.671	225	43.177	252	22.130	189	252	20	2:00.228	55.439	220	43.281	248	21.508	189	248
6	2:03.402	58.044	227	43.171	253	22.187	192	253	21	2:00.501	55.851	218	42.979	249	21.671	188	249
7	2:02.790	57.113	225	43.258	258	22.419	186	258	22	2:00.487	55.459	226	42.745	250	22.283	189	250
8	2:01.139	56.001	218	43.219	253	21.919	191	253	23	2:01.521	55.448	223	44.158	242	21.915	188	242
9	2:01.107	56.004	230	43.250	248	21.853	191	248	24	1:59.960	55.428	223	42.707	248	21.825	188	248
10	2:00.429	55.719	231	42.819	247	21.891	184	247	25	2:00.104	55.745	226	42.731	249	21.628	188	249
11	2:00.304	55.537	229	42.734	250	22.033	184	250	26	2:00.184	55.768	225	42.707	249	21.709	188	249
12	2:01.995	56.506	226	43.200	252	22.289	188	252	27	2:00.307	55.653	225	42.707	248	21.947	188	248
13	2:01.298	55.843	223	43.372	247	22.083	187	247	28	2:00.784	55.748	227	43.039	247	21.997	188	247
14	2:02.610	56.123	221	43.288	251	23.199	187	251	29	2:00.604	55.855	227	42.819	248	21.930	188	248
15	2:15.238	55.652	230	42.733	251	36.853		251	30	2:00.652	55.658	223	42.990	250	22.004	188	250

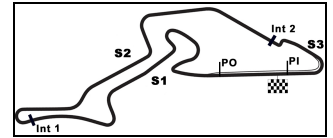
24 Peter Kox, NLD/ Christopher Haase, DEU								theoretical besttime: 1:58.903									
1	2:07.389	1:01.911	221	43.523	244	21.955	187	244	16	2:01.728	56.093	228	43.130	245	22.505	188	245
2	2:00.673	55.659	219	43.236	245	21.778	186	245	17	2:00.961	56.136	227	43.206	244	21.619	187	244
3	1:59.811	55.288	225	42.877	245	21.646	186	245	18	2:00.269	55.753	228	42.851	243	21.665	187	243
4	1:59.861	55.511	225	42.879	244	21.471	187	244	19	1:59.445	55.133	228	42.635	244	21.677	188	244
5	1:59.792	55.308	228	42.811	244	21.673	186	244	20	1:59.667	55.080	229	42.738	244	21.849	188	244
6	1:59.770	55.369	227	42.725	244	21.676	186	244	21	2:00.069	55.216	225	43.128	245	21.725	188	245
7	1:59.970	55.428	226	42.834	243	21.708	186	243	22	1:59.832	55.172	229	42.824	244	21.836	188	244
8	2:00.366	55.616	224	42.995	244	21.755	187	244	23	1:59.504	55.177	229	42.655	245	21.672	187	245
9	2:00.449	55.795	227	42.750	244	21.904	186	244	24	1:59.779	55.364	229	42.624	246	21.791	188	246
10	2:00.821	55.817	226	42.816	244	22.188	186	244	25	2:00.334	55.621	227	42.890	245	21.823	188	245
11	2:00.426	55.547	227	42.801	242	22.078	186	242	26	2:00.065	55.759	229	43.107	245	21.199	187	245
12	2:00.358	55.570	226	42.737	243	22.051	186	243	27	2:00.484	55.679	229	43.025	243	21.780	188	243
13	2:00.800	55.842	225	42.935	244	22.023	186	244	28	2:00.382	55.720	229	42.910	244	21.752	188	244
14	2:05.073	55.669	226	43.052	243	26.352		243	29	1:59.876	55.233	230	42.741	244	21.902	189	244
15	2:50.897	1:45.189	215	43.787	244	21.921	188	244	30	2:00.405	55.388	230	43.047	245	21.970	188	245

25 Ricardo Zonta, BRA/ Frank Kechele, DEU								theoretical besttime: 1:59.353									
1	2:08.115	1:02.394	220	43.591	244	22.130	187	244	16	2:00.506	55.866	226	42.954	244	21.686	187	244
2	2:01.034	56.390	229	42.774	247	21.870	187	247	17	1:59.944	55.571	229	42.679	245	21.694	188	245
3	2:00.086	55.727	229	42.742	244	21.617	187	244	18	2:04.405	55.134	229	42.774	245	26.497		245
4	2:00.573	56.025	229	42.944	245	21.604	187	245	19	2:18.020	1:13.185	227	43.010	244	21.825	188	244
5	2:00.109	55.623	230	42.823	245	21.663	187	245	20	2:00.451	55.502	228	43.072	245	21.877	188	245
6	2:00.276	55.313	229	42.759	246	22.204	187	246	21	2:00.481	55.626	225	43.178	245	21.677	188	245
7	2:02.865	57.873	226	43.124	243	21.868	186	243	22	2:00.021	55.618	225	42.748	245	21.655	188	245
8	2:00.865	55.820	225	42.982	243	22.063	186	243	23	1:59.507	55.279	230	42.688	245	21.540	188	245
9	2:01.014	55.640	227	43.276	244	22.098	185	244	24	2:00.126	55.510	230	42.877	247	21.739	188	247
10	2:00.840	55.649	227	43.103	243	22.088	186	243	25	2:00.360	55.674	229	42.835	246	21.851	189	246
11	2:01.109	55.833	225	43.314	242	21.962	186	242	26	2:00.482	55.680	229	42.977	246	21.825	189	246
12	2:01.582	55.861	226	43.202	243	22.519	185	243	27	2:00.592	55.740	229	43.093	247	21.759	189	247
13	2:06.191	56.472	226	43.352	242	26.367		242	28	2:01.538	56.660	229	42.990	245	21.888	189	245
14	2:55.906	1:49.802	221	44.076	243	22.028	185	243	29	2:00.705	55.844	229	43.070	245	21.791	189	245
15	2:01.092	56.188	228	43.217	244	21.687	187	244	30	2:01.720	56.003	226	43.326	247	22.391	183	247

33 Altfred Heger, DEU/ Alex Müller, DEU								theoretical besttime: 1:58.900									
1	2:42.962	1:36.829	209	44.142	241	21.991	180	241	16	2:07.396	56.561	225	43.453	243	27.382		243
2	2:00.600	55.828	225	43.182	241	21.590	182	241	17	2:53.382	1:46.986	221	44.005	240	22.391	185	240
3	2:00.694	55.800	225	42.913	242	21.981	181	242	18	2:00.405	55.689	225	42.844	242	21.872	185	242
4	2:01.357	55.595	226	43.305	241	22.457	181	241	19	1:59.752	54.992	226	42.764	241	21.996	184	241
5	2:00.468	55.748	226	43.016	242	21.704	182	242	20	1:59.476	54.862	226	42.744	244	21.870	184	244
6	2:01.221	55.633	224	43.542	240	22.046	181	240	21	1:59.878	55.295	219	42.886	242	21.697	186	242
7	2:01.347	55.947	225	43.208	241	22.192	182	241	22	1:59.106	54.816	227	42.494	243	21.796	184	243

Nürburgring, Length: 5148 m

FIA REGNR:6GT1-DE.030810


GT1 World Championship
Lap analysis: Championship Race

Lap	Time	SE1	SP1	SE2	SP2	SE3	SP3	TSP	Lap	Time	SE1	SP1	SE2	SP2	SE3	SP3	TSP
8	2:01.245	56.043	224	43.249	241	21.953	181	241	23	1:59.249	54.925	228	42.638	244	21.686	185	244
9	2:02.325	56.149	224	43.321	242	22.855	180	242	24	2:00.595	55.801	227	42.852	245	21.942	185	245
10	2:01.299	55.956	227	43.281	241	22.062	180	241	25	1:59.986	55.342	227	42.973	244	21.671	186	244
11	2:01.378	55.911	226	43.217	242	22.250	181	242	26	1:59.858	55.189	227	42.688	245	21.981	186	245
12	2:01.714	56.169	226	43.394	242	22.151	182	242	27	2:00.400	55.520	225	42.792	246	22.088	185	246
13	2:01.589	56.096	226	43.342	241	22.151	180	241	28	2:00.732	55.515	227	43.092	246	22.125	186	246
14	2:02.254	56.402	226	43.505	242	22.347	181	242	29	2:01.459	55.923	228	43.353	247	22.183	186	247
15	2:02.411	56.348	225	43.826	243	22.237	183	243	30	2:02.250	56.328	225	43.456	246	22.466	185	246

34 Bert Longin, BEL/ Alessandro Pier Guidi, ITA
theoretical besttime: 1:58.236

1	2:15.608	1:08.201	210	44.808	247	22.599	185	247	16	1:59.227	55.359	226	42.466	245	21.402	186	245
2	2:02.286	56.737	222	43.392	245	22.157	185	245	17	1:58.370	54.638	228	42.438	245	21.294	186	245
3	2:00.527	55.584	225	43.034	247	21.909	185	247	18	1:58.402	54.722	230	42.346	246	21.334	186	246
4	2:01.160	55.679	224	43.187	248	22.294	185	248	19	2:00.697	56.020	220	42.906	248	21.771	186	248
5	2:00.873	55.770	228	43.174	245	21.929	186	245	20	2:00.234	55.639	227	42.794	247	21.801	188	247
6	2:00.960	56.166	229	43.204	246	21.590	185	246	21	2:00.628	56.235	220	42.834	247	21.559	187	247
7	2:00.664	55.818	228	42.808	245	22.038	185	245	22	2:00.446	56.345	230	42.446	246	21.655	187	246
8	2:00.530	55.731	229	42.848	248	21.951	185	248	23	2:00.183	55.671	231	42.695	245	21.817	187	245
9	2:00.726	55.878	227	43.081	246	21.767	185	246	24	1:59.643	55.693	227	42.431	246	21.519	186	246
10	2:01.458	56.259	225	43.118	248	22.081	185	248	25	1:58.885	54.935	229	42.304	246	21.646	186	246
11	2:00.934	55.994	230	43.094	243	21.846	185	243	26	1:59.261	54.908	230	42.526	247	21.827	186	247
12	2:02.563	57.011	226	43.571	246	21.981	185	246	27	2:00.049	55.501	229	42.845	247	21.703	188	247
13	2:03.249	56.489	225	44.027	246	22.733	184	246	28	2:00.111	55.590	228	42.794	247	21.727	187	247
14	2:05.461	55.977	227	43.181	241	26.303		241	29	2:00.171	55.782	230	42.521	247	21.868	187	247
15	2:51.501	1:46.101	215	43.556	244	21.844	185	244	30	2:00.000	55.565	229	42.739	247	21.696	186	247

37 Marc Basseng, DEU/ Thomas Jäger, DEU
theoretical besttime: 2:00.299

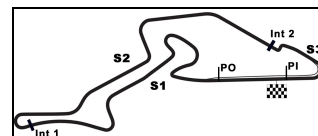
1	2:16.320	1:08.595	198	44.843	246	22.882	185	246	16	3:00.560	1:52.793	217	44.869	241	22.898	187	241
2	2:01.842	56.444	226	43.443	247	21.955	187	247	17	2:04.388	57.801	227	43.634	244	22.953	187	244
3	2:00.763	55.850	230	43.257	245	21.656	188	245	18	2:01.760	56.324	227	43.435	244	22.001	188	244
4	2:00.934	55.599	228	43.193	248	22.142	187	248	19	2:00.999	55.797	228	43.109	243	22.093	183	243
5	2:01.052	55.883	228	43.117	247	22.052	187	247	20	2:02.361	57.116	227	43.455	244	21.790	188	244
6	2:02.402	56.930	227	43.222	246	22.250	187	246	21	2:00.541	55.556	227	43.098	245	21.887	188	245
7	2:02.522	57.052	223	43.333	247	22.137	187	247	22	2:00.587	55.641	229	43.109	245	21.837	188	245
8	2:02.237	56.169	225	43.373	246	22.695	186	246	23	2:00.794	55.610	231	43.251	244	21.933	189	244
9	2:01.214	55.811	229	43.573	244	21.830	187	244	24	2:00.868	55.669	231	43.216	245	21.983	188	245
10	2:00.905	55.803	230	43.274	243	21.828	187	243	25	2:00.866	55.914	229	43.087	246	21.865	188	246
11	2:02.063	56.197	228	43.917	239	21.949	187	239	26	2:01.159	56.053	228	43.182	245	21.924	188	245
12	2:01.703	56.418	228	43.394	242	21.891	188	242	27	2:01.224	55.869	229	43.293	245	22.062	188	245
13	2:01.809	56.473	227	43.369	243	21.967	186	243	28	2:01.119	55.873	229	43.313	245	21.933	189	245
14	2:01.528	56.069	228	43.485	243	21.974	187	243	29	2:01.692	56.122	230	43.374	246	22.196	188	246
15	2:08.001	56.472	228	43.818	244	27.711		244	30	2:02.001	56.191	229	43.483	246	22.327	188	246

38 Dominik Schwager, DEU/ Nicky Pastorelli, ITA
theoretical besttime: 1:59.231

1	2:15.066	1:07.650	206	44.677	248	22.739	186	248	14	2:54.821	1:48.535	221	44.180	243	22.106	185	243
2	2:01.456	55.986	221	43.755	244	21.715	187	244	15	2:02.146	56.344	224	43.784	245	22.018	188	245
3	2:01.122	55.484	224	43.695	247	21.943	187	247	16	2:00.907	55.936	226	43.192	244	21.779	187	244
4	2:01.054	55.513	226	43.565	249	21.976	187	249	17	2:01.116	55.658	226	43.378	244	22.080	187	244
5	2:01.095	55.730	227	43.383	247	21.982	188	247	18	2:00.764	55.803	226	43.123	245	21.838	187	245
6	2:02.637	57.406	227	43.273	248	21.958	187	248	19	1:59.731	55.597	224	43.510	242	20.624	187	242
7	2:01.074	56.227	228	43.235	244	21.612	187	244	20	2:01.554	55.958	224	43.492	245	22.104	187	245
8	2:00.777	55.865	225	43.228	244	21.684	187	244	21	2:01.558	56.087	218	43.658	245	21.813	188	245
9	2:00.886	55.920	227	43.336	245	21.630	187	245	22	2:00.777	55.611	227	43.265	245	21.901	187	245
10	2:00.802	55.902	227	43.167	244	21.733	187	244	23	2:00.868	55.580	226	43.309	245	21.979	186	245
11	2:02.848	56.418	228	44.010	245	22.420	187	245	24	2:00.947	55.630	229	43.399	246	21.918	188	246
12	2:01.564	56.171	228	43.443	242	21.950	186	242	25	2:00.917	55.682	228	43.412	246	21.823	188	246
13	2:07.802	56.460	227	44.343	244	26.999		244	26	2:00.982	55.651	225	43.365	247	21.966	187	247

Nürburgring, Length: 5148 m

FIA REGNR:6GT1-DE.030810

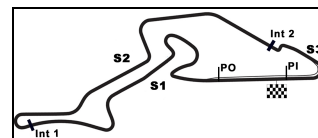

GT1 World Championship
Lap analysis: Championship Race

Lap	Time	SE1	SP1	SE2	SP2	SE3	SP3	TSP	Lap	Time	SE1	SP1	SE2	SP2	SE3	SP3	TSP
40 Maxime Martin, BEL/ Bas Leinders, BEL									theoretical besttime: 1:59.303								
1	2:13.423	1:07.311	216	43.936	244	22.176	184	244	16	1:59.980	55.439	226	42.578	242	21.963	184	242
2	2:01.835	56.358	224	43.390	244	22.087	183	244	17	1:59.857	55.687	226	42.438	242	21.732	184	242
3	2:01.119	55.656	223	43.477	243	21.986	184	243	18	1:59.470	55.190	226	42.509	242	21.771	185	242
4	2:01.761	55.617	222	44.311	244	21.833	184	244	19	1:59.963	55.825	226	42.381	242	21.757	183	242
5	2:01.056	55.521	227	43.209	243	22.326	182	243	20	2:00.206	55.622	227	42.711	242	21.873	184	242
6	2:00.631	55.807	226	42.927	244	21.897	184	244	21	2:01.129	55.699	224	43.002	242	22.428	184	242
7	2:01.622	55.987	228	43.536	244	22.099	184	244	22	2:00.815	55.801	226	42.903	241	22.111	185	241
8	2:00.821	55.675	226	43.246	244	21.900	184	244	23	2:01.032	56.093	226	42.940	243	21.999	185	243
9	2:00.769	55.705	227	43.234	244	21.830	184	244	24	2:01.110	55.856	228	43.020	243	22.234	184	243
10	2:01.337	56.149	227	43.346	244	21.842	185	244	25	2:01.352	56.159	225	43.212	242	21.981	184	242
11	2:00.987	55.866	227	43.194	244	21.927	184	244	26	2:01.163	55.982	225	43.011	242	22.170	184	242
12	2:02.387	56.457	226	43.446	243	22.484	184	243	27	2:01.081	55.964	226	42.797	240	22.320	184	240
13	2:07.604	56.729	226	43.694	240	27.181		240	28	2:02.008	56.286	225	43.509	241	22.213	185	241
14	2:55.532	1:49.384	219	43.823	240	22.325	183	240	29	2:01.822	56.452	226	43.210	241	22.160	184	241
15	2:01.203	56.406	226	42.928	242	21.869	183	242	30	2:02.078	56.427	223	43.252	242	22.399	183	242

Lap	Time	SE1	SP1	SE2	SP2	SE3	SP3	TSP	Lap	Time	SE1	SP1	SE2	SP2	SE3	SP3	TSP
41 Renaud Kuppens, BEL/ Markus Palttala, FIN									theoretical besttime: 2:00.086								
1	2:32.973	1:26.767	218	43.322	241	22.884	182	241	16	2:06.684	56.479	224	43.501	243	26.704		243
2	2:01.427	56.076	224	43.459	242	21.892	182	242	17	2:57.191	1:51.221	215	43.938	244	22.032	186	244
3	2:00.773	55.673	225	43.307	242	21.793	183	242	18	2:00.537	55.531	228	42.918	247	22.088	186	247
4	2:00.499	55.731	225	43.065	242	21.703	182	242	19	2:00.911	55.970	227	43.035	245	21.906	187	245
5	2:00.627	55.889	226	43.079	242	21.659	183	242	20	2:00.666	55.968	228	43.016	244	21.682	185	244
6	2:00.876	56.053	224	43.186	241	21.637	183	241	21	2:00.815	55.668	222	43.391	243	21.756	185	243
7	2:01.277	56.205	225	43.109	242	21.963	184	242	22	2:00.791	56.084	227	42.953	243	21.754	185	243
8	2:00.829	55.968	224	42.960	242	21.901	184	242	23	2:00.537	55.620	229	43.189	243	21.728	185	243
9	2:01.346	56.223	225	43.249	242	21.874	184	242	24	2:00.867	55.912	227	42.947	244	22.008	185	244
10	2:01.182	55.950	226	43.266	241	21.966	183	241	25	2:00.832	55.897	226	43.069	244	21.866	186	244
11	2:00.924	55.993	226	43.049	243	21.882	184	243	26	2:00.840	55.691	226	43.227	244	21.922	185	244
12	2:01.073	56.141	226	43.065	242	21.867	183	242	27	2:01.466	56.304	228	43.193	243	21.969	186	243
13	2:01.120	56.051	227	43.148	242	21.921	184	242	28	2:01.408	56.291	226	43.138	242	21.979	185	242
14	2:01.475	56.005	226	43.348	243	22.122	184	243	29	2:01.668	56.024	227	43.559	242	22.085	186	242
15	2:01.473	56.354	222	43.010	243	22.109	184	243	30	2:02.113	56.419	224	43.500	243	22.194	185	243

Nürburgring, Length: 5148 m

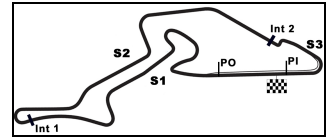
FIA REGNR:6GT1-DE.030810


GT1 World Championship
Top Speed List Championship Race

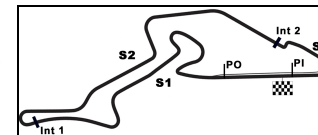
Nr	Team, Car, Driver, Nat	Top speed
23	Sumo Power GT, Nissan GT - R Krumm Michael , DEU Dumbreck Peter , GBR	258,31 km/h
22	Sumo Power GT, Nissan GT - R Hughes Warren , GBR Campbell-Walter Jamie , GBR	253,46 km/h
9	Hexis AMR, Aston Martin DB9 Makowiecki Frederic , FRA Clairay Yann , FRA	253,28 km/h
4	Swiss Racing Team, Nissan GT - R Ara Seiji , JPN Nilsson Max , SWE	253,05 km/h
3	Swiss Racing Team, Nissan GT - R Wendlinger Karl , AUT Moser Henri , CHE	252,28 km/h
10	Hexis AMR, Aston Martin DB9 Piccione Clivio , MCO Hirschi Jonathan , CHE	252,16 km/h
11	Mad-Croc Racing, Corvette Z06 Maassen Xavier , NLD Menten Jos , NLD	251,34 km/h
13	Phoenix Racing /Carsport, Corvette Z06 Hennerici Marc , DEU Margaritis Alexander , GRC	251,22 km/h
8	Young Driver AMR, Aston Martin DB9 Nygaard Christoffer , DNK Mücke Stefan , DEU	250,87 km/h
38	All-Inkl.com Münnich Motorsport, Lamborghini Murci Schwager Dominik , DEU Pastorelli Nicky , ITA	249,02 km/h
6	Matech Competition, Ford GT Matech Prost Nicolas , FRA Jani Neel , CHE	248,85 km/h
7	Young Driver AMR, Aston Martin DB9 Turner Darren , GBR Enge Tomas , CZE	248,68 km/h

Nürburgring, Length: 5148 m

FIA REGNR:6GT1-DE.030810


GT1 World Championship
Top Speed List Championship Race

Nr	Team, Car, Driver, Nat	Top speed
34	Triple H Team Hegersport, Maserati MC12 Longin Bert , BEL Pier Guidi Alessandro , ITA	248,33 km/h
1	Vitaphone Racing Team, Maserati MC12 Bertolini Andrea , ITA Bartels Michael , DEU	248,16 km/h
2	Vitaphone Racing Team, Maserati MC12 Ramos Miguel , PRT Bernoldi Enrique , BRA	248,10 km/h
37	All-Inkl.com Münnich Motorsport, Lamborghini Murci Basseng Marc , DEU Jäger Thomas , DEU	247,59 km/h
5	Matech Competition, Ford GT Matech Mutsch Thomas , DEU Westbrook Richard , GBR	247,54 km/h
41	Marc VDS Racing Team, Ford GT Kuppens Renaud , BEL Palttala Markus , FIN	246,97 km/h
25	Reiter, Lamborghini Murcielago 670 R-SV Zonta Ricardo , BRA Kechele Frank , DEU	246,80 km/h
33	Triple H Team Hegersport, Maserati MC12 Heger Altfred , DEU Müller Alex , DEU	246,58 km/h
24	Reiter, Lamborghini Murcielago 670 R-SV Kox Peter , NLD Haase Christopher , DEU	245,90 km/h
12	Mad-Croc Racing, Corvette Z06 Salo Mika , FIN Kuismanen Pertti , FIN	245,85 km/h
40	Marc VDS Racing Team, Ford GT Martin Maxime , BEL Leinders Bas , BEL	244,23 km/h



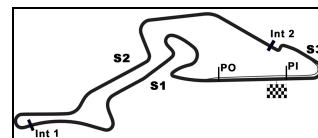
GT1 World Championship

FIA REGNR:6GT1-DE.030810

Lap by Lap Championship Race

POS	1	2	3	4	5	6	7	8	9	10	11	12	13	14	15	16	17	18	19	20	21	22	23	24
LAP 1	7	13	24	5	25	10	2	1	8	6	3	22	11	4	12	40	38	23	34	9	37	41	33	
LAP 2	7	13	24	5	25	10	1	2	8	6	3	22	11	4	12	40	38	23	9	34	37	41	33	
LAP 3	7	13	24	5	25	10	1	2	8	3	6	22	11	4	12	40	9	38	23	34	37	41	33	
LAP 4	7	13	24	5	10	25	1	2	8	3	22	6	4	12	9	40	38	23	34	37	11	41	33	
LAP 5	7	13	24	5	10	25	1	8	2	3	22	4	9	12	6	40	38	23	34	37	11	41	33	
LAP 6	7	13	24	5	10	25	1	8	3	2	22	4	9	12	40	34	38	6	37	23	11	41	33	
LAP 7	7	13	24	10	1	25	8	3	22	2	4	9	40	34	38	5	12	6	37	23	11	41	33	
LAP 8	7	13	24	10	1	25	8	3	22	2	9	4	40	34	38	5	6	23	37	11	41	33	12'	
LAP 9	7	13	24	10	1	25	8	3	22	2	9	4	40	34	38	5	23	37	6	11	41	33	12'	
LAP 10	7	13	24	10	1	25	8	3	22	9	2	4	40	34	38	5	23	37	6	11	41	33	12'	
LAP 11	7	13	24	10	1	25	8	3	22	9	2	4	40	34	38	5	23	37	6	11	41	33	12'	
LAP 12	7	13	24	10	1	25	8	3	22	9	2	40	4	34	38	5	23	37	11	6	41	33	12'	
LAP 13	7	24	10	13	3	1	9	25	8	22	34	4	23	40	37	2	11	38	5	6	41	33	12'	
LAP 14	7	10	24	9	3	4	23	34	37	11	41	6	33	13	1	8	25	22	2	5	40	38	12'	
LAP 15	10	9	4	11	37	41	23	7	33	24	13	1	8	25	3	22	34	2	5	40	38	6	12'	
LAP 16	10	11	41	7	24	13	33	1	9	8	25	3	22	34	2	5	40	38	4	37	6	23	12'	
LAP 17	7	24	13	10	1	9	8	25	3	22	34	2	5	40	38	4	6	23	37	41	11	33	12'	
LAP 18	7	24	13	10	1	9	8	3	22	34	2	25	5	40	38	4	6	23	37	41	11	33	12'	
LAP 19	7	24	13	10	1	8	9	22	3	34	2	5	40	38	25	4	6	23	37	41	11	33	12'	
LAP 20	7	24	13	10	1	8	9	22	3	34	2	5	40	38	25	4	6	23	41	11	37	33	12'	
LAP 21	7	24	13	10	1	8	9	22	3	34	5	2	40	38	25	4	6	23	41	11	37	33	12'	
LAP 22	7	24	13	10	1	8	9	22	3	34	5	2	40	38	25	6	4	23	41	11	37	33	12'	
LAP 23	7	24	13	10	1	8	9	22	3	34	5	2	40	38	25	23	6	41	11	37	33	4	12'	
LAP 24	7	24	13	10	1	8	9	22	34	2	5	3	40	38	25	23	6	41	11	37	33	4	12'	
LAP 25	7	24	13	10	1	8	9	22	34	2	5	3	40	38	25	23	6	41	11	37	33	4	12'	
LAP 26	7	24	13	10	1	8	9	22	34	5	3	40	2	38	25	23	6	41	11	37	33	4		
LAP 27	7	24	13	10	1	8	9	22	34	5	3	40	2	25	23	6	41	11	37	33	4			
LAP 28	7	24	13	10	1	8	9	22	34	5	3	40	2	25	23	6	41	11	37	33	4			
LAP 29	7	24	13	10	1	8	9	22	34	5	3	40	2	25	23	6	41	11	37	33	4			
LAP 30	7	24	13	10	8	1	9	22	34	3	40	2	5	25	23	6	41	11	37	33	4			

.- PIT STOP ' - LAP BEHIND

Nürburgring, Length: 5148 m
FIA REGNR:6GT1-DE.030810

GT1 World Championship
Box Stop List Championship Race

Nr	Driver in	Day time in	Time in	Driver out	Day time out	Time out	Nett Time
12	Mika Salo	15:28:06	14:21.538	Mika Salo	15:37:02	23:16.956	8:55.418
13	Marc Hennerici	15:39:54	26:09.049	Marc Hennerici	15:40:52	27:07.055	58.006
1	Andrea Bertolini	15:40:03	26:18.541	Andrea Bertolini	15:40:55	27:10.564	52.023
25	Frank Kechele	15:40:05	26:20.647	Frank Kechele	15:41:01	27:16.225	55.578
8	Christoffer Nygaard	15:40:06	26:21.685	Stefan Mücke	15:40:59	27:14.669	52.984
22	Warren Hughes	15:40:08	26:22.978	Warren Hughes	15:41:02	27:17.286	54.308
40	Maxime Martin	15:40:16	26:31.366	Maxime Martin	15:41:11	27:26.450	55.084
2	Miguel Ramos	15:40:17	26:32.445	Miguel Ramos	15:41:10	27:25.555	53.110
38	Dominik Schwager	15:40:19	26:34.141	Nicky Pastorelli	15:41:15	27:29.833	55.692
5	Thomas Mutsch	15:40:19	26:34.588	Thomas Mutsch	15:41:12	27:27.469	52.881
12	Pertti Kuismanen	15:41:03	27:18.065	Pertti Kuismanen	15:42:40	28:55.392	1:37.327
7	Darren Turner	15:41:51	28:06.084	Darren Turner	15:42:43	28:58.005	51.921
24	Peter Kox	15:41:56	28:11.551	Peter Kox	15:42:48	29:03.443	51.892
3	Karl Wendlinger	15:42:08	28:23.282	Henri Moser	15:43:05	29:20.481	57.199
34	Bert Longin	15:42:18	28:33.019	Bert Longin	15:43:11	29:26.412	53.393
6	Nicolas Prost	15:42:30	28:45.449	Neel Jani	15:43:24	29:39.764	54.315
9	Frederic Makowiecki	15:44:08	30:23.232	Frederic Makowiecki	15:44:59	31:13.884	50.652
4	Seiji Ara	15:44:21	30:36.027	Max Nilsson	15:45:23	31:38.651	1:02.624
37	Marc Basseng	15:44:26	30:41.356	Marc Basseng	15:45:23	31:37.838	56.482
23	Michael Krumm	15:44:31	30:46.407	Peter Dumbreck	15:45:26	31:41.137	54.730
10	Jonathan Hirschi	15:45:58	32:13.282	Jonathan Hirschi	15:46:52	33:07.291	54.009
11	Xavier Maassen	15:46:26	32:41.038	Xavier Maassen	15:47:34	33:49.540	1:08.502
41	Markus Palttala	15:46:36	32:51.094	Markus Palttala	15:47:32	33:47.352	56.258
33	Altfrid Heger	15:46:51	33:06.305	Altfrid Heger	15:47:44	33:59.521	53.216
25	Frank Kechele	15:51:07	37:22.549	Frank Kechele	15:51:30	37:45.729	23.180
5	Richard Westbrook	16:13:12	59:27.708	Richard Westbrook	16:13:36	59:50.846	23.138