

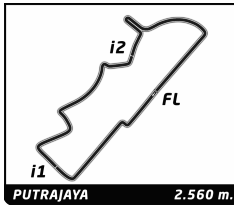
FIA Formula E Championship

Round 2 - Putrajaya ePrix

Race Analysis

Official Timekeeper TAGHeuer

Personal Best							Session Best							B Crossing the finish line in pit lane									
Lap	C	Time	Sector 1	Sector 2	Sector 3	Kph	Elapsed	Lap	Time	Sector 1	Sector 2	Sector 3	Kph	Elapsed	Lap	C	Time	Sector 1	Sector 2	Sector 3	Kph	Elapsed	
8 Nicolas Prost FRA																							
Team e.dams Renault Spark - Renault SRT_01 E																							
1	A	1:50.423				83.5	1:50.423	2	A	2:37.149	38.489	50.303	1:08.357	58.6	4:27.572								
3	A	2:56.111				50.663	1:04.281	1:01.167	52.3	7:23.683													
4	A	1:48.616				34.908	39.573	34.135	84.8	9:12.299													
5	A	1:26.830				22.040	32.654	32.136	106.1	10:39.129													
6	A	1:27.904				22.565	32.739	32.600	104.8	12:07.033													
7	A	1:26.878				22.104	32.698	32.076	106.1	13:33.911													
8	A	1:27.794				22.217	33.461	32.116	105.0	15:01.705													
9	A	2:03.139				22.925	44.827	55.387	74.8	17:04.844													
10	A	2:31.672				41.647	58.355	51.670	60.8	19:36.516													
11	A	1:43.427				30.269	35.917	37.241	89.1	21:19.943													
12	A	1:30.042				22.376	32.709	34.957	102.4	22:49.985													
13	A	1:28.177				23.352	32.740	32.085	104.5	24:18.162													
14	A	1:26.292				21.979	32.249	32.064	106.8	25:44.454													
15	A	1:26.321				22.073	32.180	32.068	106.8	27:10.775													
16	A	1:25.700				21.772	32.191	31.737	107.5	28:36.475													
17	A	1:26.308				21.874	32.315	32.119	106.8	30:02.783													
18	B	2:31.608				21.839	32.468	1:37.301	60.8	32:34.391													
19	B	1:31.528				27.408	32.677	31.443	100.7	34:05.919													
20	B	1:25.400				21.758	31.993	31.649	107.9	35:31.319													
21	B	1:26.342				22.006	32.066	32.270	106.7	36:57.661													
22	B	1:26.649				22.315	32.547	31.787	106.4	38:24.310													
23	B	1:26.691				22.133	32.393	32.165	106.3	39:51.001													
24	B	1:26.813				22.196	32.800	31.817	106.2	41:17.814													
25	B	1:25.713				21.735	32.008	31.970	107.5	42:43.527													
26	B	1:26.027				22.400			107.1	44:09.554													
27	B	1:25.306				21.733	32.079	31.494	108.0	45:34.860													
28	B	1:27.092				21.695	32.413	32.984	105.8	47:01.952													
29	B	1:26.089				22.507	31.979	31.603	107.1	48:28.041													
30	B	1:25.476				21.548	31.831	32.097	107.8	49:53.517													
31	B	1:28.014				21.710	33.243	33.061	104.7	51:21.531													
7 Jérôme D'Ambrosio BEL																							
Dragon Racing Formula E Team Spark - Renault SRT_01 E																							
1	A	2:01.775				46.989	75.7	2:01.775															
2	A	2:36.322	37.211	49.232	1:09.879	59.0	4:38.097																
3	A	2:57.399	49.673			52.0	7:35.496																
4	A	1:53.697	42.200	39.469	32.028	81.1	9:29.193																
5	A	1:26.258	22.007	32.494	31.757	106.8	10:55.451																
6	A	1:26.793	22.182	32.541	32.070	106.2	12:22.244																
7	A	1:26.136	22.063	32.346	31.727	107.0	13:48.380																
8	A	1:27.681	22.237	33.510	31.934	105.1	15:16.061																
9	A	1:55.405	23.664	38.587	53.154	79.9	17:11.466																
10	A	2:29.012	39.115	58.187	51.710	61.8	19:40.478																
11	A	1:43.584	32.809	35.462	35.313	89.0	21:24.062																
12	A	1:27.384	22.688	32.726	31.970	105.5	22:51.446																
13	A	1:28.180	22.399	33.314	32.467	104.5	24:19.626																
14	A	1:26.041	21.941	32.284	31.816	107.1	25:45.667																
15	A	1:26.816	22.055	32.502	32.259	106.2	27:12.483																
16	A	1:25.449	22.052	32.015	31.382	107.9	28:37.932																
17	B	2:31.764	21.923	32.176	1:37.665	60.7	31:09.696																
18	B	1:31.532	26.587	32.622	32.323	100.7	32:41.228																
19	B	1:26.341	22.056	32.523	31.762	106.7	34:07.569																
20	B	1:27.387	22.248	33.168	31.971	105.5	35:34.956																
21	B	1:25.922	21.916	32.288	31.718	107.3	37:00.878																
22	B	1:26.150	21.998	32.357	31.795	107.0	38:27.028																
23	B	1:26.184	22.104	32.249	31.831	106.9	39:53.212																
24	B	1:26.143	21.960	32.583	31.600	107.0	41:19.355																
25	B	1:26.840	22.426			106.1	42:46.195																
26	B	1:26.762	22.616	32.371	31.775	106.2	44:12.957																
27	B	1:25.664	21.958	32.147	31.559	107.6	45:38.621																
28	B	1:25.766	22.008	32.151	31.607	107.5	47:04.387																
29	B	1:26.645	22.190	32.428	32.027	106.4	48:31.032																
30	B	1:25.857	21.898	32.256	31.703	107.3	49:56.889																
31	B	1:28.812	21.894	32.384	34.534	103.8	51:25.701																
9 Sébastien Buemi CHE																							
Team e.dams Renault Spark - Renault SRT_01 E																							
1	B	1:58.296					44.788	77.9	1:58.296														
2	B	2:37.437				38.475	48.580	1:10.382	58.5	4:35.733													
3	B	2:57.023				49.691			52.1	7:32.756													
4	B	1:52.967				41.662	37.953	33.352	81.6	9:25.723													
5	B	1:28.957				22.710	32.968	33.279	103.6	10:54.680													
6	B	1:25.650				21.724	32.370	31.556	107.6	12:20.330													
7	B	1:26.427				22.489	32.420	31.518	106.6	13:46.757													
8	B	1:27.777				22.755	33.080	31.942	105.0	15:14.534													
9	B	1:54.248				23.567	35.930	54.751	80.7	17:08.782													
10	B	2:30.823				40.881	57.728	52.214	61.1	19:39.605													
11	B	1:43.213				32.724	35.618	34.871	89.3	21:22.818													
12	B	1:27.667				22.392	32.345	32.930	105.1	22:50.485													
13	B	1:28.323				23.030	32.962	32.331	104.3	24:18.808													
14	B	1:26.154				22.270	32.106	31.778	107.0	25:44.962													
15	B	1:26.337				22.259	32.122	31.956	106.7	27:11.299													
16	B	1:25.894				22.059	32.239	31.596	107.3	28:37.193													
17	B	1:26.114				21.963	32.149	32															



FIA Formula E Championship

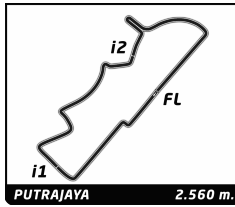
Round 2 - Putrajaya ePrix

Race

Analysis

Official Timekeeper TAGHeuer

Personal Best							Session Best		B Crossing the finish line in pit lane						
Lap	C	Time	Sector 1	Sector 2	Sector 3	Kph	Elapsed	Lap	Time	Sector 1	Sector 2	Sector 3	Kph	Elapsed	
21	A	1:26.354	22.108	32.306	31.940	106.7	36:56.634	13	A	1:27.999	23.081	32.782	32.136	104.7	24:17.564
22	A	1:26.846	22.682	32.355	31.809	106.1	38:23.480	14	A	1:26.247	21.914	32.240	32.093	106.9	25:43.811
23	A	1:26.760	22.375	32.372	32.013	106.2	39:50.240	15	A	1:26.006	22.064	32.153	31.789	107.2	27:09.817
24	A	1:26.462	22.380	32.689	31.393	106.6	41:16.702	16	A	1:26.068	21.765	32.337	31.966	107.1	28:35.885
25	A	1:26.604	22.103	32.124	32.377	106.4	42:43.306	17	A	1:26.239	21.763	32.471	32.005	106.9	30:02.124
26	A	1:25.544	22.003			107.7	44:08.850	18	B	2:31.632 B	21.734	32.662	1:37.236	60.8	32:33.756
27	A	1:25.327	21.819	32.121	31.387	108.0	45:34.177	19	B	1:29.776	26.169	32.215	31.392	102.7	34:03.532
28	A	1:26.022	22.005	32.191	31.826	107.1	47:00.199	20	B	1:25.306	21.456	32.070	31.780	108.0	35:28.838
29	A	1:25.373	21.904	32.013	31.456	107.9	48:25.572	21	B	1:27.105	22.341	32.743	32.021	105.8	36:55.943
30	A	1:25.125	21.835	31.948	31.342	108.3	49:50.697	22	B	1:27.096	23.019	32.149	31.928	105.8	38:23.039
31	A	1:27.021	21.866	32.634	32.521	105.9	51:17.718	23	B	1:27.010	22.383	32.451	32.176	105.9	39:50.049
10 Jarno Trulli ITA								18 Michela Cerruti ITA							
Trulli Formula E Team Spark - Renault SRT_01 E								Trulli Formula E Team Spark - Renault SRT_01 E							
1	B	1:35.311	30.043	33.174	32.094	96.7	1:35.311	1	B	6:29.216 B			4:34.830	23.7	6:29.216
2	B	2:40.943	37.296	55.492	1:08.155	57.3	4:16.254	2	B	1:37.347	28.615	35.485	33.247	94.7	8:06.563
3	B	2:49.391	50.085	1:01.999	57.307	54.4	7:05.645	3	B	1:32.418	24.154	35.003	33.261	99.7	9:38.981
4	B	1:58.784	35.417	45.235	38.132	77.6	9:04.429	4	B	1:30.901	23.004	34.487	33.410	101.4	11:09.882
5	B	1:28.283	22.734	32.993	32.556	104.4	10:32.712	5	B	1:30.227	22.745			102.1	12:40.109
6	B	1:26.838	22.330	32.676	31.832	106.1	11:59.550	6	B	1:44.846	22.861	48.235	33.750	87.9	14:24.955
7	B	1:26.861	22.354	32.394	32.113	106.1	13:26.411	7	B	1:35.237	23.437	36.586	35.214	96.8	16:00.192
8	B	1:26.713	22.155	32.574	31.984	106.3	14:53.124	21 Bruno Senna BRA							
9	B	2:00.662	22.071	44.163	54.428	76.4	16:53.786	Mahindra Racing Formula E Team Spark - Renault SRT_01 E							
10	B	2:23.303	41.182	55.915	46.206	64.3	19:17.089	1	A	1:44.106			38.100	88.5	1:44.106
11	B	1:56.766	32.746	44.957	39.063	78.9	21:13.855	2	A	2:36.384	36.126	53.824	1:06.434	58.9	4:20.490
12	B	1:28.071	22.782			104.6	22:41.926	3	A	2:53.115	51.127	1:02.803	59.185	53.2	7:13.605
13	B	1:26.908	22.268	32.482	32.158	106.0	24:08.834	4	A	1:54.267	33.775	44.739	35.753	80.7	9:07.872
14	B	1:26.722	22.316	32.494	31.912	106.3	27:02.323	5	A	1:27.597	22.357	33.009	32.231	105.2	10:35.469
15	B	1:26.796	22.231	32.449	32.116	106.2	28:29.119	6	A	1:28.752	22.874	32.900	32.978	103.8	12:04.221
16	A	2:31.902 B	22.251	32.441	1:37.210	60.7	31:01.021	7	A	1:26.929	21.892	32.433	32.604	106.0	13:31.150
17	A	1:32.678	27.200	33.120	32.358	99.4	32:33.699	8	A	1:26.832	22.168	33.351	31.313	106.1	14:57.982
18	A	1:27.634	22.594	32.640	32.400	105.2	34:01.333	9	A	2:01.525	22.121	44.817	54.587	75.8	16:59.507
19	A	1:27.178	22.429	32.635	32.114	105.7	35:28.511	10	A	2:26.697	41.464	57.436	47.797	62.8	19:26.204
20	A	1:27.116	22.314	32.660	32.142	105.8	36:55.627	11	A	1:50.523	32.025	40.819	37.679	83.4	21:16.727
21	A	1:26.712	22.178	32.457	32.077	106.3	38:22.339	12	A	1:28.195	22.086	32.908	33.201	104.5	22:44.922
22	A	1:42.208 B	22.420	32.689	47.099	90.2	40:04.547	13	A	1:25.913	21.705	32.445	31.763	107.3	24:10.835
23	A	1:32.166	26.967	32.952	32.247	100.0	41:36.713	14	A	1:27.552	23.476	32.404	31.672	105.3	25:38.387
24	A	6:01.813 B	22.367	1:07.326	4:32.120	25.5	47:38.526	15	A	1:26.429	22.059	32.216	32.154	106.6	27:04.816
25	A	1:42.199	31.366	36.317	34.516	90.2	49:20.725	16	A	1:26.673	22.158	32.309	32.206	106.3	28:31.489
26	A	1:33.868	23.271	33.671	36.926	98.2	50:54.593	17	A	1:26.714	22.221	32.593	31.900	106.3	29:58.203
27	A	1:35.626	24.004	35.369	36.253	96.4	52:30.219	18	B	2:45.684 B	21.631	42.977	1:41.076	55.6	32:43.887
11 Lucas di Grassi BRA								19	B	1:29.250	25.632	32.405	31.213	103.3	34:13.137
Audi Sport ABT Formula E Team Spark - Renault SRT_01 E								20	B	1:25.331	21.827	32.156	31.348	108.0	35:38.468
1	A	1:51.691			39.648	82.5	1:51.691	21	B	1:25.271	22.003	31.989	31.279	108.1	37:03.739
2	A	2:38.553	39.049	49.599	1:09.905	58.1	4:30.244	22	B	1:25.012	21.810	31.799	31.403	108.4	38:28.751
3	A	2:56.874	50.618			52.1	7:27.118	23	B	1:25.058	21.789	31.953	31.316	108.3	39:53.809
4	A	1:45.643	33.972	38.222	33.449	87.2	9:12.761	24	B	1:25.809	21.833	32.557	31.419	107.4	41:19.618
5	A	1:27.167	22.310	32.543	32.314	105.7	10:39.928	25	B	1:26.541	22.438	32.371	31.732	106.5	42:46.159
6	A	1:27.968	22.317	32.730	32.921	104.8	12:07.896								
7	A	1:26.793	22.184	32.421	32.188	106.2	13:34.689								
8	A	1:27.891	22.042	33.542	32.307	104.9	15:02.580								
9	A	2:04.091	22.730	44.746	56.615	74.3	17:06.671								
10	A	2:31.040	41.066	57.888	52.086	61.0	19:37.711								
11	A	1:43.435	32.464	34.950	36.021	89.1	21:21.146								
12	A	1:28.419	22.009	32.623	33.787	104.2	22:49.565								



FIA Formula E Championship

Round 2 - Putrajaya ePrix

Race

Analysis

Official Timekeeper TAGHeuer

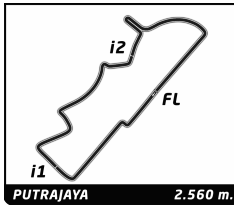
Lap	C	Time	Sector 1	Sector 2	Sector 3	Kph	Elapsed	Lap	Time	Sector 1	Sector 2	Sector 3	Kph	Elapsed
26	B	1:24.862	21.885			108.6	44:11.021							
27	B	1:24.719	21.705	31.867	31.147	108.8	45:35.740							
28	B	1:26.284	21.844	32.206	32.234	106.8	47:02.024							
29	B	1:24.599	21.816	31.744	31.039	108.9	48:26.623							
30	B	1:24.709	21.600	31.958	31.151	108.8	49:51.332							

23 Nick Heidfeld		DEU	
Venturi Formula E Team		Spark - Renault SRT_01 E	
1	A	1:41.020	
2	A	2:38.875	36.990
3	A	2:52.093	50.869
4	A	1:55.484	34.110
5	A	1:27.539	22.329
6	A	1:27.332	22.452
7	A	1:27.668	22.463
8	B	17:22.164 B	22.410
9	B	1:39.269	28.727
10	B	1:35.739	22.241
11	B	1:41.880	24.461
12	B	1:32.859	
13	B	1:26.715	22.094
14	B	1:26.425	22.032

27 Franck Montagny		FRA	
Andretti Autosport Formula E Team		Spark - Renault SRT_01 E	
1	A	1:46.917	34.232
2	A	2:37.331	38.539
3	A	2:55.002	51.265
4	A	1:49.274	34.610
5	A	1:27.185	22.194
6	A	1:27.855	22.251
7	A	1:26.903	21.676
8	A	1:28.336	22.249
9	A	2:01.826	21.740
10	A	2:31.015	42.102
11	A	1:45.796	29.869
12	A	2:49.754 B	21.874
13	A	1:33.299	28.269
14	A	1:25.535	21.561
15	A	1:26.397	21.844
16	A	1:28.058	21.810
17	B	2:55.077 B	21.595
18	B	1:28.536	25.127
19	B	1:24.504	21.559
20	B	1:24.739	21.580
21	B	1:25.603	21.580
22	B	1:40.955 B	22.069
23	B	1:29.343	25.848
24	B	1:41.885 B	21.541
25	B	1:38.737	32.318
26	B	1:27.387	23.872
27	B	1:24.502	21.600
28	B	1:24.446	21.328
29	B	1:25.323	21.419
30	B	1:28.105	21.653

28 Matthew Brabham		USA	
Andretti Autosport Formula E Team		Spark - Renault SRT_01 E	
1	B	2:33.862	
2	B	2:57.938 B	36.890
3	B	2:06.660	27.999
4	B	1:55.009	42.445
5	B	1:28.447	23.136
6	B	1:26.567	22.609
7	B	1:27.751	23.426
8	B	1:27.197	22.154
9	B	1:51.082	25.429
10	B	2:28.145	38.973
11	B	1:42.982	33.052
12	B	1:30.130	
13	B	1:26.952	22.659
14	B	1:26.502	22.188
15	B	1:26.459	22.110
16	B	1:26.583	21.852
17	A	3:21.138 B	22.354
18	A	1:32.865	28.196
19	A	1:27.809	22.708
20	A	1:26.038	22.033
21	A	1:27.866	22.568
22	A	1:26.030	22.002
23	A	1:26.408	22.149
24	A	1:26.883	22.287
25	A	1:26.910	22.588
26	A	1:25.913	22.053
27	A	1:25.490	21.959
28	A	1:24.781	21.734
29	A	1:24.583	21.691
30	A	1:24.850	21.709
31	A	1:27.185	22.720

30 Stéphane Sarrazin		FRA	
Venturi Formula E Team		Spark - Renault SRT_01 E	
1	A	1:45.518	33.986
2	A	2:35.884	35.878
3	A	2:53.589	51.268
4	A	1:53.292	34.110
5	A	1:28.578	23.414
6	A	1:27.958	22.387
7	A	1:27.376	22.155
8	A	1:27.526	22.099
9	A	2:01.672	22.135
10	A	2:31.352	42.347
11	A	1:46.055	29.666
12	A	1:29.878	22.335
13	A	1:27.501	23.223
14	A	1:25.881	21.982
15	A	2:04.074	21.959
16	A	1:26.172	22.106
17	A	1:25.233	21.835
18	B	2:33.092 B	22.101
19	B	1:30.758	26.480
20	B	1:26.568	22.485



FIA Formula E Championship

Round 2 - Putrajaya ePrix

Race

Analysis

Official Timekeeper TAGHeuer

Lap	C	Time	Sector 1	Sector 2	Sector 3	Kph	Elapsed	Lap	Time	Sector 1	Sector 2	Sector 3	Kph	Elapsed	
21	B	1:25.569	21.877	32.110	31.582	107.7	37:33.526	10	B	1:42.852	26.942	35.203	40.707	89.6	19:44.963
22	B	1:25.470	21.975	32.062	31.433	107.8	38:58.996	11	B	1:43.450	33.265	37.975	32.210	89.1	21:28.413
23	B	1:27.089	22.005	33.238	31.846	105.8	40:26.085	12	B	1:28.862	22.622	33.531	32.709	103.7	22:57.275
24	B	1:26.838	22.212	32.775	31.851	106.1	41:52.923	13	B	1:27.237	22.379	32.379	32.709	105.6	24:24.512
25	B	1:26.255	22.032	32.689	31.534	106.8	43:19.178	14	B	1:29.203	22.681	33.562	32.960	103.3	25:53.715
26	B	1:24.551	21.702			109.0	44:43.729	15	B	1:32.622	23.044	35.009	34.569	99.5	27:26.337
27	B	1:25.795	21.851	32.067	31.877	107.4	46:09.524	16	B	1:29.363	22.553	33.547	33.263	103.1	28:55.700
28	B	1:24.975	21.761	31.848	31.366	108.5	47:34.499	17	B	1:30.111	22.723	34.002	33.386	102.3	30:25.811
29	B	1:26.738	21.648	32.630	32.460	106.3	49:01.237	18	B	1:30.036	22.918	33.587	33.531	102.4	31:55.847
30	B	1:32.251	22.242	34.988	35.021	99.9	50:33.488	19	B	1:31.583	23.189	34.124	34.270	100.6	33:27.430
31	B	1:35.117	24.456	35.320	35.341	96.9	52:08.605	20	B	1:30.472	22.770	34.035	33.667	101.9	34:57.902

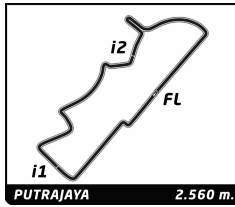
55		Antonio Felix da Costa		PRT			
Amlin Aguri		Spark - Renault SRT_01 E					
1	A	1:48.183		39.464	85.2	1:48.183	
2	A	2:37.657	39.623	50.339	1:07.695	58.5	4:25.840
3	A	2:55.653	50.790			52.5	7:21.493
4	A	1:49.319	34.858	39.583	34.878	84.3	9:10.812
5	A	1:28.117	22.211	33.210	32.696	104.6	10:38.929
6	A	1:27.492	22.222	32.755	32.515	105.3	12:06.421
7	A	1:27.039	22.294	32.589	32.156	105.9	13:33.460
8	A	1:27.819	22.240	33.377	32.202	104.9	15:01.279
9	A	2:01.963	22.131	44.769	55.063	75.6	17:03.242
10	A	2:31.386	42.221	58.163	51.002	60.9	19:34.628
11	A	1:44.792	30.622	36.211	37.959	87.9	21:19.420
12	A	1:29.512	22.345	32.663	34.504	103.0	22:48.932
13	A	1:27.889	23.316	32.592	31.981	104.9	24:16.821
14	A	1:26.214	22.021	32.329	31.864	106.9	25:43.035
15	A	1:26.076	21.883	32.166	32.027	107.1	27:09.111
16	A	1:25.987	21.792	32.345	31.850	107.2	28:35.098
17	B	2:48.717	22.082	32.380	1:54.255	54.6	31:23.815
18	B	1:28.696	25.578	31.897	31.221	103.9	32:52.511
19	B	1:25.952	21.719	32.371	31.862	107.2	34:18.463
20	B	1:25.738	21.821	32.128	31.789	107.5	35:44.201
21	B	1:25.834	21.922	32.102	31.810	107.4	37:10.035
22	B	1:26.446	21.823	32.710	31.913	106.6	38:36.481
23	B	1:26.376	22.046	32.305	32.025	106.7	40:02.857
24	B	1:27.395	21.970	32.323	33.102	105.5	41:30.252
25	B	1:26.125	22.077			107.0	42:56.377
26	B	1:25.846	22.086	32.129	31.631	107.4	44:22.223
27	B	1:25.936	21.942	32.177	31.817	107.2	45:48.159
28	B	1:25.731	21.805	32.276	31.650	107.5	47:13.890
29	B	1:25.334	21.822	31.868	31.644	108.0	48:39.224
30	B	1:25.730	22.396	31.922	31.412	107.5	50:04.954
31	B	1:26.951	21.692	32.349	32.910	106.0	51:31.905

66		Daniel Abt		DEU			
Audi Sport ABT Formula E Team		Spark - Renault SRT_01 E					
1	A	1:59.000	37.673	36.330	44.997	77.4	1:59.000
2	A	2:37.776	38.556	49.531	1:09.689	58.4	4:36.776
3	A	2:57.133	49.939			52.0	7:33.909
4	A	1:52.291	41.467	38.441	32.383	82.1	9:26.200
5	A	1:27.927	22.604	33.051	32.272	104.8	10:54.127
6	A	1:27.281	22.729	32.659	31.893	105.6	12:21.408
7	A	1:26.210	22.001	32.551	31.658	106.9	13:47.618
8	A	1:28.245	22.641	33.484	32.120	104.4	15:15.863
9	B	2:46.248	22.924	35.692	1:47.632	55.4	18:02.111

77		Katherine Legge		GBR			
Amlin Aguri		Spark - Renault SRT_01 E					
1	A	4:40.734	36.013	1:09.913	2:54.808	32.8	4:40.734
2	A	2:56.315	48.877	1:06.437	1:01.001	52.3	7:37.049
3	A	1:56.000	42.055	40.157	33.788	79.4	9:33.049
4	A	1:28.440	22.761			104.2	11:01.489
5	A	1:28.200	23.348	32.874	31.978	104.5	12:29.689
6	A	1:27.504	22.828	32.837	31.839	105.3	13:57.193
7	A	1:27.458	22.248	33.275	31.935	105.4	15:24.651
8	A	1:51.071	25.897	37.936	47.238	83.0	17:15.722
9	A	2:28.068	40.462	56.130	51.476	62.2	19:43.790
10	A	1:43.078	33.206			89.4	21:26.868
11	A	1:28.140	22.766	32.875	32.499	104.6	22:55.008
12	A	1:26.550	22.302	32.448	31.800	106.5	24:21.558
13	A	1:26.785	22.383	32.552	31.850	106.2	25:48.343
14	A	1:29.242	22.123	32.681	34.438	103.3	27:17.585
15	B	4:38.833	22.863	35.307	3:40.663	33.1	31:56.418
16	B	1:37.795	28.874	35.083	33.838	94.2	33:34.213
17	B	1:32.208	24.002	34.668	33.538	99.9	35:06.421
18	B	1:30.720	23.385	33.759	33.576	101.6	36:37.141
19	B	1:31.000	23.331			101.3	38:08.141
20	B	1:31.184	23.367	34.011	33.806	101.1	39:39.325
21	B	1:49.114	23.526	33.474	52.114	84.5	41:28.439
22	B	1:31.309	22.433	35.260	33.616	100.9	42:59.748
23	B	1:27.298	22.405	32.272	32.621	105.6	44:27.046
24	B	1:26.498	22.012	32.531	31.955	106.5	45:53.544
25	B	1:27.221	22.480	32.524	32.217	105.7	47:20.765
26	B	1:26.854	22.099			106.1	48:47.619
27	B	1:27.126	21.941	32.832	32.353	105.8	50:14.745
28	B	1:30.816	23.000	32.612	35.204	101.5	51:45.561

77		Katherine Legge		GBR			
Amlin Aguri		Spark - Renault SRT_01 E					
1	A	4:40.734	36.013	1:09.913	2:54.808	32.8	4:40.734
2	A	2:56.315	48.877	1:06.437	1:01.001	52.3	7:37.049
3	A	1:56.000	42.055	40.157	33.788	79.4	9:33.049
4	A	1:28.440	22.761			104.2	11:01.489
5	A	1:28.200	23.348	32.874	31.978	104.5	12:29.689
6	A	1:27.504	22.828	32.837	31.839	105.3	13:57.193
7	A	1:27.458	22.248	33.275	31.935	105.4	15:24.651
8	A	1:51.071	25.897	37.936	47.238	83.0	17:15.722
9	A	2:28.068	40.462	56.130	51.476	62.2	19:43.790
10	A	1:43.078	33.206			89.4	21:26.868
11	A	1:28.140	22.766	32.875	32.499	104.6	22:55.008
12	A	1:26.550	22.302	32.448	31.800	106.5	24:21.558
13	A	1:26.785	22.383	32.552	31.850	106.2	25:48.343
14	A	1:29.242	22.123	32.681	34.438	103.3	27:17.585
15	B	4:38.833	22.863	35.307	3:40.663	33.1	31:56.418
16	B	1:37.795	28.874	35.083	33.838	94.2	33:34.213
17	B	1:32.208	24.002	34.668	33.538	99.9	35:06.421
18	B	1:30.720	23.385	33.759	33.576	101.6	36:37.141
19	B	1:31.000	23.331			101.3	38:08.141
20	B	1:31.184	23.367	34.011	33.806	101.1	39:39.325
21	B	1:49.114	23.526	33.474	52.114	84.5	41:28.439
22	B	1:31.309	22.433	35.260	33.616	100.9	42:59.748
23	B	1:27.298	22.405	32.272	32.621	105.6	44:27.046
24	B	1:26.498	22.012	32.531	31.955	106.5	45:53.544
25	B	1:27.221	22.480	32.524	32.217	105.7	47:20.765
26	B	1:26.854	22.099			106.1	48:47.619
27	B	1:27.126	21.941	32.832	32.353	105.8	50:14.745
28	B	1:30.816	23.000	32.612	35.204	101.5	51:45.561

88		Ho-Pin Tung		CHN			
China Racing Formula E Team		Spark - Renault SRT_01 E					
1	B	1:54.475	36.664	36.101	41.710	80.5	1:54.475



FIA Formula E Championship

Round 2 - Putrajaya ePrix

Race

Analysis

Official Timekeeper TAG Heuer

Lap	C	Time	Sector 1	Sector 2	Sector 3	Kph	Elapsed	Lap	Time	Sector 1	Sector 2	Sector 3	Kph	Elapsed
2	B	2:37.718	38.778	48.647	1:10.293	58.4	4:32.193							
3	B	2:56.681	50.350			52.2	7:28.874							
4	B	1:47.295	35.669	38.882	32.744	85.9	9:16.169							
5	B	1:28.510	22.746	33.474	32.290	104.1	10:44.679							
6	B	1:29.375	22.672	33.194	33.509	103.1	12:14.054							
7	B	1:28.139	22.581	33.295	32.263	104.6	13:42.193							
8	B	1:28.389	22.412	33.739	32.238	104.3	15:10.582							
9	B	1:57.394	22.737			78.5	17:07.976							
10	B	2:30.810	40.696	57.944	52.170	61.1	19:38.786							
11	B	1:43.928	32.293	36.209	35.426	88.7	21:22.714							
12	B	1:30.755	24.304	34.327	32.124	101.5	22:53.469							
13	B	1:33.668	27.896	33.492	32.280	98.4	24:27.137							
14	B	1:27.906	22.369	33.270	32.267	104.8	25:55.043							
15	B	1:29.060	22.498	33.759	32.803	103.5	27:24.103							
16	B	1:27.915	22.249	33.100	32.566	104.8	28:52.018							
17	B	1:28.876	22.454	33.900	32.522	103.7	30:20.894							
18	A	2:43.200 B	22.223	35.731	1:45.246	56.5	33:04.094							
19	A	1:32.222	26.641	33.629	31.952	99.9	34:36.316							
20	A	1:27.652	22.363	33.341	31.948	105.1	36:03.968							
21	A	1:27.173	22.447	32.871	31.855	105.7	37:31.141							
22	A	1:27.201	22.302	33.039	31.860	105.7	38:58.342							
23	A	1:27.366	22.246	33.218	31.902	105.5	40:25.708							
24	A	1:26.800	22.264	32.757	31.779	106.2	41:52.508							
25	A	1:27.709	22.001	32.859	32.849	105.1	43:20.217							
26	A	1:27.420	22.330			105.4	44:47.637							
27	A	1:27.557	22.398	33.062	32.097	105.3	46:15.194							
28	A	1:27.481	22.278	33.172	32.031	105.3	47:42.675							
29	A	1:28.712	22.424	33.470	32.818	103.9	49:11.387							
30	A	1:27.808	22.377	33.343	32.088	105.0	50:39.195							
31	A	1:28.617	22.268	33.096	33.253	104.0	52:07.812							

99		Nelson Piquet JR		BRA		
		China Racing Formula E Team		Spark - Renault SRT_01 E		
1	A	1:39.027		34.501	93.1	1:39.027
2	A	2:39.490	37.127	54.856	1:07.507	4:18.517
3	A	2:51.741	50.727	1:01.937	59.077	7:10.258
4	A	1:56.493	33.460	45.475	37.558	9:06.751
5	A	1:27.018	22.246	32.698	32.074	10:33.769
6	A	1:28.172	23.075	32.795	32.302	12:01.941
7	A	1:27.259	22.184	33.003	32.072	13:29.200
8	A	1:27.934	23.071	32.869	31.994	14:57.134
9	A	2:01.129	22.749	44.402	53.978	16:58.263
10	A	2:27.281	41.733	57.595	47.953	19:25.544
11	A	1:50.285	31.412	41.682	37.191	21:15.829
12	A	1:28.490	22.315			22:44.319
13	A	1:26.392	21.740	32.641	32.011	24:10.711
14	A	1:26.824	22.229	32.954	31.641	25:37.535
15	A	1:26.756	21.978	32.602	32.176	27:04.291
16	A	1:26.704	22.211	32.384	32.109	28:30.995
17	B	2:35.912 B	22.278	32.590	1:41.044	31:06.907
18	B	1:30.658	26.456	32.171	32.031	32:37.565
19	B	1:26.901	22.541	32.606	31.754	34:04.466
20	B	1:25.272	21.828	32.053	31.391	35:29.738
21	B	1:26.355	21.899	32.590	31.866	36:56.093
22	B	1:26.359	22.212	32.266	31.881	38:22.452