

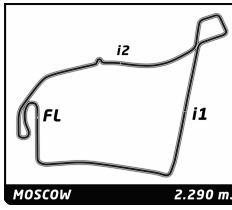
# FIA Formula E Championship

## Round 9 - Moscow ePrix

### Race Analysis

Official Timekeeper TAGHeuer

Personal Best							Session Best							B Crossing the finish line in pit lane						
Lap	C	Time	Sector 1	Sector 2	Sector 3	Kph	Elapsed	Lap	Time	Sector 1	Sector 2	Sector 3	Kph	Elapsed						
<b>2 Sam Bird</b> GBR							Virgin Racing Formula E Team							Spark - Renault SRT_01 E						
1	A	1:12.456	18.294	27.655	26.507	113.8	1:12.456	28	A	1:15.068	23.400	24.850	26.818	109.8	35:37.432					
2	A	1:15.047	23.845	25.615	25.587	109.9	2:27.503	29	A	1:14.579	23.489	24.644	26.446	110.5	36:52.011					
3	A	1:13.839	23.382	24.931	25.526	111.6	3:41.342	30	A	1:14.771	23.703	25.184	25.884	110.3	38:06.782					
4	A	1:13.774	23.407	25.017	25.350	111.7	4:55.116	31	A	1:13.731	23.608	24.843	25.280	111.8	39:20.513					
5	A	1:13.320	23.332	24.731	25.257	112.4	6:08.436	32	A	1:13.619	23.399	24.706	25.514	112.0	40:34.132					
6	A	1:13.613	23.188	25.017	25.408	112.0	7:22.049	33	A	1:12.859	23.324	24.548	24.987	113.2	41:46.991					
7	A	1:28.129 B	23.420	27.923	36.786	93.5	8:50.178	34	A	1:12.707	23.278	24.338	25.091	113.4	42:59.698					
8	B	2:02.396	1:10.577	26.000	25.819	67.4	10:52.574	35	A	1:14.979	23.400	24.640	26.939	110.0	44:14.677					
9	B	1:18.022	26.623	25.621	25.778	105.7	12:10.596													
10	B	1:14.024	23.892	24.836	25.296	111.4	13:24.620													
11	B	1:13.561	23.465	25.041	25.055	112.1	14:38.181													
12	B	1:13.887	23.692	25.114	25.081	111.6	15:52.068													
13	B	1:13.361	23.474	24.870	25.017	112.4	17:05.429													
14	B	1:13.531	23.549	24.966	25.016	112.1	18:18.960													
15	B	1:13.729	23.452	24.903	25.374	111.8	19:32.689													
16	B	1:13.507	23.407	24.255	25.845	112.2	20:46.196													
17	B	1:13.570	23.466	24.866	25.238	112.1	21:59.766													
18	B	1:12.547	23.162	24.201	25.184	113.6	23:12.313													
19	B	1:16.119	23.316	25.606	27.197	108.3	24:28.432													
20	B	1:13.092	23.605	24.389	25.098	112.8	25:41.524													
21	B	1:12.342	23.021	24.214	25.107	114.0	26:53.866													
22	B	1:15.286	23.039	26.652	25.595	109.5	28:09.152													
23	B	1:12.570	23.045	24.349	25.176	113.6	29:21.722													
24	B	1:19.794 B	23.444	24.409	31.941	103.3	30:41.516													
<b>3 Jaime Alguersuari</b> ESP							Virgin Racing Formula E Team							Spark - Renault SRT_01 E						
1	B	1:16.417	19.661	28.934	27.822	107.9	1:16.417													
2	B	1:15.767	23.875	25.631	26.261	108.8	2:32.184													
3	B	1:14.171	23.541	25.073	25.557	111.1	3:46.355													
4	B	1:14.013	23.477	24.919	25.617	111.4	5:00.368													
5	B	1:13.848	23.292	24.954	25.602	111.6	6:14.216													
6	B	1:14.412	23.515	25.344	25.553	110.8	7:28.628													
7	B	1:15.401	23.184	24.880	27.337	109.3	8:44.029													
8	B	1:14.166	23.447	25.309	25.410	111.2	9:58.195													
9	B	1:13.675	23.275	24.824	25.576	111.9	11:11.870													
10	B	1:13.304	23.165	25.025	25.114	112.5	12:25.174													
11	B	1:13.861	23.246	24.752	25.863	111.6	13:39.035													
12	B	1:13.896	23.342	25.064	25.490	111.6	14:52.931													
13	B	1:13.768	23.361	24.989	25.418	111.8	16:06.699													
14	B	1:13.688	23.434	25.017	25.237	111.9	17:20.387													
15	B	1:13.062	23.136	24.623	25.303	112.8	18:33.449													
16	B	1:19.904 B	23.163	24.824	31.917	103.2	19:53.353													
17	A	2:02.385	1:11.940	25.221	25.224	67.4	21:55.738													
18	A	1:13.395	23.589	24.886	24.920	112.3	23:09.133													
19	A	1:13.226	23.396	24.704	25.126	112.6	24:22.359													
20	A	1:13.251	23.327	24.603	25.321	112.5	25:35.610													
21	A	1:13.293	23.425	24.701	25.167	112.5	26:48.903													
22	A	1:13.404	23.347	24.748	25.309	112.3	28:02.307													
23	A	1:13.048	23.378	24.581	25.089	112.9	29:15.355													
24	A	1:19.540 B	23.398	24.728	31.414	103.6	30:34.895													
25	A	1:20.521	30.926	24.483	25.112	102.4	31:55.416													
26	A	1:13.475	23.462	24.858	25.155	112.2	33:08.891													
27	A	1:13.473	23.331	24.771	25.371	112.2	34:22.364													
<b>5 Karun Chandhok</b> IND							Mahindra Racing Formula E Team							Spark - Renault SRT_01 E						
1	A	1:18.294	19.622	29.710	28.962	105.3	1:18.294													
2	A	1:15.517	24.050	25.530	25.937	109.2	2:33.811													
3	A	1:14.927	23.832	25.307	25.788	110.0	3:48.738													
4	A	1:13.917	23.398	24.908	25.611	111.5	5:02.655													
5	A	1:13.582	23.394	24.839	25.349	112.0	6:16.237													
6	A	1:13.964	23.590	24.816	25.558	111.5	7:30.201													
7	A	1:14.855	23.649	24.787	26.419	110.1	8:45.056													
8	A	1:14.676	23.606	25.272	25.798	110.4	9:59.732													
9	A	1:13.782	23.482	24.855	25.445	111.7	11:13.514													
10	A	1:14.028	23.552	24.857	25.619	111.4	12:27.542													
11	A	1:14.066	23.481	24.959	25.626	111.3	13:41.608													
12	A	1:13.908	23.581	25.040	25.287	111.5	14:55.516													
13	A	1:14.242	23.521	25.134	25.587	111.0	16:09.758													
14	A	1:14.284	23.644	25.152	25.488	111.0	17:24.042													
15	A	1:14.224	23.585	25.068	25.571	111.1	18:38.266													
16	A	1:13.805	23.627	24.907	25.271	111.7	19:52.071													
17	A	1:15.691	24.113	25.726	25.852	108.9	21:07.762													
18	A	1:20.702 B	23.714	24.729	32.259	102.2	22:28.464													
19	B	2:03.838	1:13.367	25.167	25.304	66.6	24:32.302													
20	B	1:13.917	23.505	24.845	25.567	111.5	25:46.219													
21	B	1:13.426	23.517	24.658	25.251	112.3	26:59.645													
22	B	1:13.395	23.376	24.713	25.306	112.3	28:13.040													
23	B	1:12.870	23.211	24.556	25.103	113.1	29:25.910													
24	B	1:13.376	23.383	24.531	25.462	112.4	30:39.286													
25	B	1:13.807	23.278	24.804	25.725	111.7	31:53.093													
26	B	1:13.247	23.404	24.563	25.280	112.6	33:06.340													
27	B	1:13.724	23.378	24.709	25.637	111.8	34:20.064													
28	B	1:13.934	23.452	24.855	25.627	111.5	35:33.998													
29	B	1:13.807	23.474	24.767	25.566	111.7	36:47.805													
30	B	1:13.343	23.450	24.561	25.332	112.4	38:01.148													
31	B	1:13.045	23.257	24.452	25.336	112.9	39:14.193													
32	B	1:14.475	23.188	25.046	26.241	110.7	40:28.668													
33	B	1:13.989	23.371	24.906	25.712	111.4	41:42.657													
34	B	1:14.248	23.134	24.509	26.605	111.0	42:56.905													
35	B	1:14.455	23.322	24.662	26.471	110.7	44:11.360													
<b>6 Loïc Duval</b> FRA							Dragon Racing Formula E Team							Spark - Renault SRT_01 E						
1	A	1:18.647	19.786	29.961	28.900	104.8	1:18.647													
2	A	1:15.598	23.998	25.772	25.828	109.1	2:34.245													
3	A	1:15.070	23.644	25.512	25.914	109.8	3:49.315													
4	A	1:13.803	23.175	24.977	25.651	111.7	5:03.118													
5	A	1:13.540	23.226	24.900	25.414	112.1	6:16.658													
6	A	1:14.002	23.482	24.865	25.655	111.4	7:30.660													
7	A	1:14.738	23.361	24.963	26.414	110.3	8:45.398													
8	A	1:14.924	23.567	25.244	26.113	110.0	10:00.322													



# FIA Formula E Championship

## Round 9 - Moscow ePrix

### Race

### Analysis

Official Timekeeper TAGHeuer

Personal Best							Session Best		B Crossing the finish line in pit lane						
Lap	C	Time	Sector 1	Sector 2	Sector 3	Kph	Elapsed	Lap	Time	Sector 1	Sector 2	Sector 3	Kph	Elapsed	
9	A	1:13.791	23.190	24.865	25.736	111.7	11:14.113	28	B	1:14.252	23.194	24.866	26.192	111.0	35:37.066
10	A	1:14.080	23.157	25.371	25.552	111.3	12:28.193	29	B	1:12.429	23.203	24.090	25.136	113.8	36:49.495
11	A	1:14.026	23.267	25.069	25.690	111.4	13:42.219	30	B	1:12.344	23.105	24.171	25.068	114.0	38:01.839
12	A	1:14.185	23.335	25.130	25.720	111.1	14:56.404	31	B	1:12.715	22.984	24.413	25.318	113.4	39:14.554
13	A	1:13.958	23.371	24.894	25.693	111.5	16:10.362	32	B	1:14.555	23.063	25.384	26.108	110.6	40:29.109
14	A	1:14.114	23.273	25.342	25.499	111.2	17:24.476	33	B	1:13.955	23.249	24.840	25.866	111.5	41:43.064
15	A	1:14.161	23.373	25.193	25.595	111.2	18:38.637	34	B	1:13.353	22.998	24.575	25.780	112.4	42:56.417
16	A	1:14.033	23.514	24.965	25.554	111.4	19:52.670	35	B	1:13.924	23.269	24.244	26.411	111.5	44:10.341
17	A	1:15.366	23.723	25.879	25.764	109.4	21:08.036								
18	A	1:14.265	23.564	25.070	25.631	111.0	22:22.301								
19	A	1:20.469 <b>B</b>	23.463	24.465	32.541	102.4	23:42.770								
20	B	2:02.765	1:12.254	24.811	25.700	67.2	25:45.535								
21	B	1:12.815	23.434	24.429	24.952	113.2	26:58.350								
22	B	1:12.594	23.243	24.381	24.970	113.6	28:10.944								
23	B	1:12.295	23.074	24.286	24.935	114.0	29:23.239								
24	B	1:12.310	23.131	24.228	24.951	114.0	30:35.549								
25	B	1:12.280	23.111	24.251	24.918	114.1	31:47.829								
26	B	1:13.154	23.317	24.478	25.679	112.7	33:00.983								
27	B	1:13.799	23.317	24.913	25.569	111.7	34:14.782								
28	B	1:13.297	23.169	24.699	25.429	112.5	35:28.079								
29	B	1:13.800	23.312	24.617	25.871	111.7	36:41.879								
30	B	1:13.432	23.351	24.544	25.537	112.3	37:55.311								
31	B	1:13.255	23.001	24.765	25.489	112.5	39:08.566								
32	B	1:19.507	23.045	24.549	31.913	103.7	40:28.073								
33	B	1:13.412	23.557	24.579	25.276	112.3	41:41.485								
34	B	1:12.949	23.134	24.519	25.296	113.0	42:54.434								
35	B	1:14.196	23.419	24.678	26.099	111.1	44:08.630								

7 Jérôme D'Ambrosio		BEL					
Dragon Racing Formula E Team		Spark - Renault SRT_01 E					
1	A	1:10.735	17.376	27.223	26.136	116.5	1:10.735
2	A	1:14.529	23.998	25.152	25.379	110.6	2:25.264
3	A	1:14.041	23.497	24.933	25.611	111.3	3:39.305
4	A	1:13.192	23.521	24.506	25.165	112.6	4:52.497
5	A	1:13.342	23.357	24.828	25.157	112.4	6:05.839
6	A	1:13.606	23.259	25.081	25.266	112.0	7:19.445
7	A	1:13.130	23.172	24.588	25.370	112.7	8:32.575
8	A	1:13.786	23.107	25.342	25.337	111.7	9:46.361
9	A	1:13.632	23.229	25.141	25.262	112.0	10:59.993
10	A	1:13.403	23.220	24.896	25.287	112.3	12:13.396
11	A	1:13.551	23.330	24.849	25.372	112.1	13:26.947
12	A	1:13.731	23.322	24.656	25.753	111.8	14:40.678
13	A	1:13.447	23.518	24.581	25.348	112.2	15:54.125
14	A	1:13.353	23.342	24.665	25.346	112.4	17:07.478
15	A	1:13.295	23.181	24.706	25.408	112.5	18:20.773
16	A	1:13.538	23.135	24.975	25.428	112.1	19:34.311
17	A	1:13.623	23.148	24.688	25.787	112.0	20:47.934
18	A	1:21.553 <b>B</b>	23.416	25.428	32.709	101.1	22:09.487
19	B	2:30.887	1:41.102	24.599	25.186	54.6	24:40.374
20	B	1:12.296	23.161	24.338	24.797	114.0	25:52.670
21	B	1:13.128	22.948	24.197	25.983	112.7	27:05.798
22	B	1:12.844	23.253	24.243	25.348	113.2	28:18.642
23	B	1:13.147	23.237	24.390	25.520	112.7	29:31.789
24	B	1:12.546	23.118	24.201	25.227	113.6	30:44.335
25	B	1:12.513	23.027	24.425	25.061	113.7	31:56.848
26	B	1:12.643	23.062	24.542	25.039	113.5	33:09.491
27	B	1:13.323	23.058	24.851	25.414	112.4	34:22.814

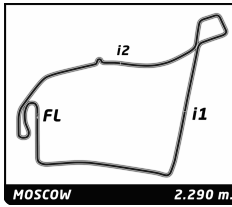
8 Nicolas Prost		FRA					
Team e.dams Renault		Spark - Renault SRT_01 E					
1	A	1:11.230	17.712	27.391	26.127	115.7	1:11.230
2	A	1:14.808	24.098	25.334	25.376	110.2	2:26.038
3	A	1:13.888	23.468	24.812	25.608	111.6	3:39.926
4	A	1:13.310	23.508	24.541	25.261	112.5	4:53.236
5	A	1:13.471	23.318	24.721	25.432	112.2	6:06.707
6	A	1:14.022	23.676	24.958	25.388	111.4	7:20.729
7	A	1:13.024	23.287	24.575	25.162	112.9	8:33.753
8	A	1:13.519	23.343	24.647	25.529	112.1	9:47.272
9	A	1:13.732	23.338	24.880	25.514	111.8	11:01.004
10	A	1:13.415	23.125	24.639	25.651	112.3	12:14.419
11	A	1:13.583	23.344	24.699	25.540	112.0	13:28.002
12	A	1:13.270	23.222	24.551	25.497	112.5	14:41.272
13	A	1:13.677	23.548	24.717	25.412	111.9	15:54.949
14	A	1:13.444	23.347	24.607	25.490	112.2	17:08.393
15	A	1:13.595	23.546	24.658	25.391	112.0	18:21.988
16	A	1:13.244	23.139	24.562	25.543	112.6	19:35.232
17	A	1:13.429	23.244	24.595	25.590	112.3	20:48.661
18	A	1:21.988 <b>B</b>	23.522	25.231	33.235	100.6	22:10.649
19	B	2:09.006	1:18.976	24.759	25.271	63.9	24:19.655
20	B	1:13.033	23.433	24.470	25.130	112.9	25:32.688
21	B	1:13.504	23.346	24.636	25.522	112.2	26:46.192
22	B	1:12.805	23.155	24.454	25.196	113.2	27:58.997
23	B	1:12.751	23.084	24.413	25.254	113.3	29:11.748
24	B	1:13.068	23.278	24.460	25.330	112.8	30:24.816
25	B	1:12.915	23.040	24.397	25.478	113.1	31:37.731
26	B	1:12.980	23.153	24.457	25.370	113.0	32:50.711
27	B	1:13.154	23.229	24.501	25.424	112.7	34:03.865
28	B	1:12.978	23.280	24.320	25.378	113.0	35:16.843
29	B	1:12.961	23.096	24.520	25.345	113.0	36:29.804
30	B	1:12.856	23.294	24.354	25.208	113.2	37:42.660
31	B	1:13.120	23.109	24.469	25.542	112.7	38:55.780
32	B	1:12.817	22.990	24.426	25.401	113.2	40:08.597
33	B	1:12.993	23.254	24.382	25.357	112.9	41:21.590
34	B	1:13.957	23.336	24.453	26.168	111.5	42:35.547
35	B	1:14.876	23.288	24.511	27.077	110.1	43:50.423

9 Sébastien Buemi		CHE					
Team e.dams Renault		Spark - Renault SRT_01 E					
1	B	1:08.793	16.671	26.408	25.714	119.8	1:08.793
2	B	1:14.207	23.800	25.238	25.169	111.1	2:23.000
3	B	1:13.464	23.493	24.821	25.150	112.2	3:36.464
4	B	1:12.991	23.346	24.804	24.841	112.9	4:49.455
5	B	1:13.012	23.297	24.736	24.979	112.9	6:02.467
6	B	1:12.832	23.285	24.668	24.879	113.2	7:15.299
7	B	1:13.170	23.323	24.796	25.051	112.7	8:28.469
8	B	1:12.938	23.154	24.737	25.047	113.0	9:41.407







# FIA Formula E Championship

## Round 9 - Moscow ePrix

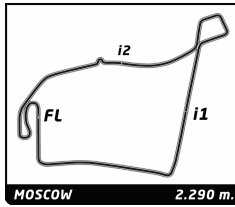
### Race

### Analysis

Official Timekeeper TAGHeuer

								<span style="color: green;">■</span> Personal Best <span style="color: purple;">■</span> Session Best <span style="color: blue;">■</span> Crossing the finish line in pit lane								
Lap	C	Time	Sector 1	Sector 2	Sector 3	Kph	Elapsed	Lap	Time	Sector 1	Sector 2	Sector 3	Kph	Elapsed		
14	B	1:13.093	23.384	24.461	25.248	112.8	16:58.285	33	A	1:13.427	23.790	24.391	25.246	112.3	41:38.195	
15	B	1:13.137	23.305	24.506	25.326	112.7	18:11.422	34	A	1:13.382	23.261	24.892	25.229	112.3	42:51.577	
16	B	1:13.001	23.140	24.473	25.388	112.9	19:24.423	35	A	1:13.610	23.478	24.466	25.666	112.0	44:05.187	
17	B	1:13.243	23.227	24.712	25.304	112.6	20:37.666	<b>30 Stéphane Sarrazin</b> <span style="float: right;">FRA</span>								
18	B	1:21.360	B	23.520	25.553	32.287	101.3	Venturi Formula E Team <span style="float: right;">Spark - Renault SRT_01 E</span>								
19	A	2:02.690	1:12.683	24.797	25.210	67.2	24:01.716	1	B	1:19.830	20.308	30.358	29.164	103.3	1:19.830	
20	A	1:12.492	23.160	24.279	25.053	113.7	25:14.208	2	B	1:15.496	24.000	25.575	25.921	109.2	2:35.326	
21	A	1:12.442	23.075	24.258	25.109	113.8	26:26.650	3	B	1:15.071	23.402	25.564	26.105	109.8	3:50.397	
22	A	1:12.566	23.110	24.380	25.076	113.6	27:39.216	4	B	1:15.287	23.652	24.779	26.856	109.5	5:05.684	
23	A	1:12.718	23.005	24.508	25.205	113.4	28:51.934	5	B	1:12.955	23.478	24.560	24.917	113.0	6:18.639	
24	A	1:12.879	23.115	24.599	25.165	113.1	30:04.813	6	B	1:13.189	23.549	24.453	25.187	112.6	7:31.828	
25	A	1:12.706	23.110	24.437	25.159	113.4	31:17.519	7	B	1:14.154	23.498	24.678	25.978	111.2	8:45.982	
26	A	1:13.019	23.302	24.612	25.105	112.9	32:30.538	8	B	1:14.858	23.739	25.101	26.018	110.1	10:00.840	
27	A	1:12.869	23.162	24.497	25.210	113.1	33:43.407	9	B	1:13.819	23.598	24.762	25.459	111.7	11:14.659	
28	A	1:12.716	23.167	24.437	25.112	113.4	34:56.123	10	B	1:14.045	23.430	24.872	25.743	111.3	12:28.704	
29	A	1:11.622	22.991	24.244	24.387	115.1	36:07.745	11	B	1:14.127	23.270	24.873	25.984	111.2	13:42.831	
30	A	1:12.659	23.406	24.290	24.963	113.5	37:20.404	12	B	1:14.010	23.522	24.858	25.630	111.4	14:56.841	
31	A	1:12.691	23.271	24.408	25.012	113.4	38:33.095	13	B	1:14.036	23.360	24.833	25.843	111.4	16:10.877	
32	A	1:12.427	23.002	24.437	24.988	113.8	39:45.522	14	B	1:14.140	23.397	25.079	25.664	111.2	17:25.017	
33	A	1:13.392	23.570	24.684	25.138	112.3	40:58.914	15	B	1:14.256	23.228	25.206	25.822	111.0	18:39.273	
34	A	1:13.504	23.083	24.752	25.669	112.2	42:12.418	16	B	1:13.897	23.363	24.898	25.636	111.6	19:53.170	
35	A	1:18.865	23.366	26.428	29.071	104.5	43:31.283	17	B	1:15.460	23.862	25.580	26.018	109.2	21:08.630	
<b>28 Justin Wilson</b> <span style="float: right;">GBR</span>								Spark - Renault SRT_01 E								
Andretti Autosport Formula E Team																
1	B	1:14.481	18.919	28.631	26.931	110.7	1:14.481	19	A	1:59.659	B	23.569	24.714	1:11.376	68.9	24:22.456
2	B	1:15.728	23.815	26.209	25.704	108.9	2:30.209	20	A	1:19.776	30.389	24.483	24.904	103.3	25:42.232	
3	B	1:14.435	23.689	25.001	25.745	110.8	3:44.644	21	A	1:12.117	23.166	24.164	24.787	114.3	26:54.349	
4	B	1:13.908	23.544	24.781	25.583	111.5	4:58.552	22	A	1:12.657	23.141	24.642	24.874	113.5	28:07.006	
5	B	1:13.801	23.462	24.855	25.484	111.7	6:12.353	23	A	1:20.042	B	23.350	24.681	32.011	103.0	29:27.048
6	B	1:14.940	24.495	25.189	25.256	110.0	7:27.293	24	A	1:18.418	29.788	24.013	24.617	105.1	30:45.466	
7	B	1:15.256	23.282	24.977	26.997	109.5	8:42.549	25	A	1:12.498	23.269	24.051	25.178	113.7	31:57.964	
8	B	1:14.100	23.638	25.244	25.218	111.3	9:56.649	26	A	1:12.007	23.194	24.062	24.751	114.5	33:09.971	
9	B	1:13.456	23.300	24.755	25.401	112.2	11:10.105	27	A	1:13.382	23.347	24.454	25.581	112.3	34:23.353	
10	B	1:13.964	23.592	25.102	25.270	111.5	12:24.069	28	A	1:14.502	23.249	24.647	26.606	110.7	35:37.855	
11	B	1:14.214	23.284	24.865	26.065	111.1	13:38.283	29	A	1:19.223	23.353	24.692	31.178	104.1	36:57.078	
12	B	1:13.855	23.587	24.962	25.306	111.6	14:52.138	30	A	1:12.312	23.350	24.072	24.890	114.0	38:09.390	
13	B	1:13.775	23.570	24.793	25.412	111.7	16:05.913	31	A	1:11.829	23.115	24.043	24.671	114.8	39:21.219	
14	B	1:15.185	24.188	25.708	25.289	109.6	17:21.098	32	A	1:13.358	23.146	24.556	25.656	112.4	40:34.577	
15	B	1:13.748	23.645	24.858	25.245	111.8	18:34.846	33	A	1:12.977	23.352	24.419	25.206	113.0	41:47.554	
16	B	1:13.318	23.564	24.612	25.142	112.4	19:48.164	34	A	1:12.619	23.190	24.301	25.128	113.5	43:00.173	
17	B	1:13.431	23.625	24.698	25.108	112.3	21:01.595	35	A	1:15.409	23.161	24.681	27.567	109.3	44:15.582	
18	B	1:20.856	B	24.108	24.746	32.002	102.0	22:22.451	<b>55 Antonio Felix da Costa</b> <span style="float: right;">PRT</span>							
19	A	2:03.247	1:12.976	25.018	25.253	66.9	24:25.698	Amlin Aguri <span style="float: right;">Spark - Renault SRT_01 E</span>								
20	A	1:13.125	23.558	24.472	25.095	112.7	25:38.823	1	B	1:14.989	18.822	29.057	27.110	109.9	1:14.989	
21	A	1:13.039	23.372	24.537	25.130	112.9	26:51.862	2	B	1:15.864	23.620	26.193	26.051	108.7	2:30.853	
22	A	1:14.261	23.442	24.911	25.908	111.0	28:06.123	3	B	1:14.288	23.469	25.041	25.778	111.0	3:45.141	
23	A	1:13.683	23.627	24.772	25.284	111.9	29:19.806	4	B	1:13.878	23.403	24.815	25.660	111.6	4:59.019	
24	A	1:13.341	23.565	24.613	25.163	112.4	30:33.147	5	B	1:13.845	23.252	25.122	25.471	111.6	6:12.864	
25	A	1:13.556	23.509	24.825	25.222	112.1	31:46.703	6	B	1:13.701	23.718	24.756	25.227	111.9	7:26.565	
26	A	1:13.903	23.463	24.744	25.696	111.6	33:00.606	7	B	1:15.380	23.559	24.884	26.937	109.4	8:41.945	
27	A	1:13.723	23.478	24.870	25.375	111.8	34:14.329	8	B	1:13.637	23.326	24.905	25.406	112.0	9:55.582	
28	A	1:13.322	23.328	24.659	25.335	112.4	35:27.651	9	B	1:13.977	23.295	24.811	25.871	111.4	11:09.559	
29	A	1:13.795	23.425	24.675	25.695	111.7	36:41.446	10	B	1:13.961	23.190	25.119	25.652	111.5	12:23.520	
30	A	1:13.339	23.522	24.514	25.303	112.4	37:54.785	11	B	1:14.308	23.193	24.533	26.582	110.9	13:37.828	
31	A	1:13.258	23.292	24.698	25.268	112.5	39:08.043	12	B	1:13.696	23.317	24.780	25.599	111.9	14:51.524	
32	A	1:16.725	23.285	24.572	28.868	107.4	40:24.768	13	B	1:13.653	23.245	24.761	25.647	111.9	16:05.177	





# FIA Formula E Championship

## Round 9 - Moscow ePrix

### Race

### Analysis

Official Timekeeper TAGHeuer

							Personal Best		Session Best		B Crossing the finish line in pit lane			
Lap	C	Time	Sector 1	Sector 2	Sector 3	Kph	Elapsed	Lap	Time	Sector 1	Sector 2	Sector 3	Kph	Elapsed
14	B	1:13.650	23.245	24.607	25.798	111.9	17:18.827							
15	B	1:13.901	23.157	24.593	26.151	111.6	18:32.728							
16	B	1:13.395	23.229	24.758	25.408	112.3	19:46.123							
17	B	1:19.431	B	23.114	24.713	31.604	103.8	21:05.554						
18	A	2:05.591	1:14.690	25.238	25.663	65.6	23:11.145							
19	A	1:13.231	23.729	24.520	24.982	112.6	24:24.376							
20	A	1:13.255	23.137	24.691	25.427	112.5	25:37.631							
21	A	1:13.288	23.151	24.704	25.433	112.5	26:50.919							
22	A	1:13.581	23.037	25.392	25.152	112.0	28:04.500							
23	A	1:12.707	23.221	24.444	25.042	113.4	29:17.207							
24	A	1:12.386	22.979	24.252	25.155	113.9	30:29.593							
25	A	1:12.680	23.195	24.399	25.086	113.4	31:42.273							
26	A	1:12.780	23.210	24.359	25.211	113.3	32:55.053							
27	A	1:12.872	23.243	24.565	25.064	113.1	34:07.925							
28	A	1:12.752	23.140	24.563	25.049	113.3	35:20.677							
29	A	1:12.560	22.963	24.457	25.140	113.6	36:33.237							
30	A	1:12.388	23.052	24.331	25.005	113.9	37:45.625							
31	A	1:12.327	22.993	24.311	25.023	114.0	38:57.952							
32	A	1:12.333	23.069	24.356	24.908	114.0	40:10.285							
33	A	1:12.452	22.988	24.376	25.088	113.8	41:22.737							
34	A	1:13.330	22.961	24.528	25.841	112.4	42:36.067							
35	A	1:13.329	23.034	24.703	25.592	112.4	43:49.396							

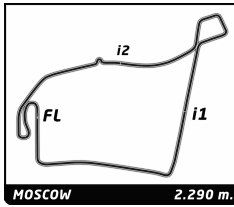
							Personal Best		Session Best		B Crossing the finish line in pit lane			
Lap	C	Time	Sector 1	Sector 2	Sector 3	Kph	Elapsed	Lap	Time	Sector 1	Sector 2	Sector 3	Kph	Elapsed
33	B	1:13.749	23.539	24.608	25.602	111.8	41:16.880							
34	B	1:13.715	23.550	24.771	25.394	111.8	42:30.595							
35	B	1:13.898	23.659	24.858	25.381	111.6	43:44.493							

							Personal Best		Session Best		B Crossing the finish line in pit lane			
Lap	C	Time	Sector 1	Sector 2	Sector 3	Kph	Elapsed	Lap	Time	Sector 1	Sector 2	Sector 3	Kph	Elapsed
<b>77</b>		<b>Salvador Duran</b>												
		Amlin Aguri												
		Spark - Renault SRT_01 E												
1	B	1:12.950	18.090	28.294	26.566	113.0	1:12.950							
2	B	1:16.154	24.639	26.009	25.506	108.3	2:29.104							
3	B	1:13.728	23.723	24.908	25.097	111.8	3:42.832							
4	B	1:13.747	23.457	24.730	25.560	111.8	4:56.579							
5	B	1:13.732	23.330	24.858	25.544	111.8	6:10.311							
6	B	1:13.016	23.334	24.606	25.076	112.9	7:23.327							
7	B	1:15.522	23.510	26.529	25.483	109.2	8:38.849							
8	B	1:13.318	23.468	24.674	25.176	112.4	9:52.167							
9	B	1:13.441	23.529	24.833	25.079	112.3	11:05.608							
10	B	1:13.288	23.409	24.593	25.286	112.5	12:18.896							
11	B	1:13.374	23.600	24.741	25.033	112.4	13:32.270							
12	B	1:13.567	23.677	24.643	25.247	112.1	14:45.837							
13	B	1:13.370	23.497	24.657	25.216	112.4	15:59.207							
14	B	1:12.949	23.346	24.461	25.142	113.0	17:12.156							
15	B	1:13.169	23.296	24.748	25.125	112.7	18:25.325							
16	B	1:12.965	23.356	24.448	25.161	113.0	19:38.290							
17	B	1:13.328	23.272	24.752	25.304	112.4	20:51.618							
18	B	1:20.482	B	23.341	24.946	32.195	102.4	22:12.100						
19	A	2:06.278	1:16.395	24.877	25.006	65.3	24:18.378							
20	A	1:13.286	23.475	24.674	25.137	112.5	25:31.664							
21	A	1:13.212	23.398	24.703	25.111	112.6	26:44.876							
22	A	1:12.985	23.187	24.620	25.178	113.0	27:57.861							
23	A	1:12.863	23.261	24.415	25.187	113.1	29:10.724							
24	A	1:12.959	23.208	24.546	25.205	113.0	30:23.683							
25	A	1:13.007	23.165	24.590	25.252	112.9	31:36.690							
26	A	1:13.068	23.343	24.593	25.132	112.8	32:49.758							
27	A	1:12.890	23.133	24.550	25.207	113.1	34:02.648							
28	A	1:13.209	23.360	24.642	25.207	112.6	35:15.857							
29	A	1:12.979	23.349	24.532	25.098	113.0	36:28.836							
30	A	1:13.136	23.345	24.477	25.314	112.7	37:41.972							
31	A	1:13.016	23.346	24.507	25.163	112.9	38:54.988							
32	A	1:13.082	23.236	24.462	25.384	112.8	40:08.070							
33	A	1:12.946	23.314	24.410	25.222	113.0	41:21.016							
34	A	1:13.231	23.358	24.621	25.252	112.6	42:34.247							
35	A	1:13.580	23.493	24.547	25.540	112.0	43:47.827							

							Personal Best		Session Best		B Crossing the finish line in pit lane			
Lap	C	Time	Sector 1	Sector 2	Sector 3	Kph	Elapsed	Lap	Time	Sector 1	Sector 2	Sector 3	Kph	Elapsed
<b>88</b>		<b>Antonio Garcia</b>												
		NEXTEV TCR Formula E Team												
		Spark - Renault SRT_01 E												
1	B	1:15.839	19.151	29.186	27.502	108.7	1:15.839							
2	B	1:15.677	23.956	25.533	26.188	108.9	2:31.516							
3	B	1:14.073	23.338	25.018	25.717	111.3	3:45.589							
4	B	1:14.098	23.521	24.768	25.809	111.3	4:59.687							
5	B	1:13.889	23.499	24.755	25.635	111.6	6:13.576							
6	B	1:14.401	23.505	25.465	25.431	110.8	7:27.977							
7	B	1:15.696	23.410	24.822	27.464	108.9	8:43.673							
8	B	1:13.859	23.477	24.910	25.472	111.6	9:57.532							
9	B	1:13.737	23.313	24.804	25.620	111.8	11:11.269							
10	B	1:14.685	23.419	25.804	25.462	110.4	12:25.954							
11	B	1:13.988	23.397	24.675	25.916	111.4	13:39.942							
12	B	1:13.872	23.381	24.802	25.689	111.6	14:53.814							
13	B	1:13.656	23.306	24.776	25.574	111.9	16:07.470							



# FIA Formula E Championship

## Round 9 - Moscow ePrix

### Race

### Analysis

Official Timekeeper

■ Personal Best   
 ■ Session Best   
 ■ Crossing the finish line in pit lane

Lap	C	Time	Sector 1	Sector 2	Sector 3	Kph	Elapsed	Lap	Time	Sector 1	Sector 2	Sector 3	Kph	Elapsed
14	B	1:14.296	23.368	25.311	25.617	111.0	17:21.766							
15	B	1:13.986	23.411	24.953	25.622	111.4	18:35.752							
16	B	1:13.613	23.422	24.631	25.560	112.0	19:49.365							
17	B	1:22.124	23.554	24.843	33.727	100.4	21:11.489							
18	A	5:30.986	4:36.235	29.181	25.570	24.9	26:42.475							
19	A	1:14.209	24.003	24.812	25.394	111.1	27:56.684							
20	A	<b>1:12.419</b>	23.154	<b>24.234</b>	<b>25.031</b>	113.8	29:09.103							
21	A	1:12.812	23.120	24.316	25.376	113.2	30:21.915							
22	A	1:12.928	23.105	24.566	25.257	113.0	31:34.843							
23	A	1:13.012	23.186	24.632	25.194	112.9	32:47.855							
24	A	1:13.193	23.155	24.674	25.364	112.6	34:01.048							
25	A	1:22.489	27.344	25.863	29.282	99.9	35:23.537							
26	A	1:14.013	23.601	24.935	25.477	111.4	36:37.550							
27	A	1:12.937	23.290	24.493	25.154	113.0	37:50.487							
28	A	1:12.802	<b>23.096</b>	24.563	25.143	113.2	39:03.289							
29	A	1:12.782	23.106	24.526	25.150	113.3	40:16.071							
30	A	1:14.127	23.110	24.902	26.115	111.2	41:30.198							
31	A	1:15.095	23.533	25.200	26.362	109.8	42:45.293							
32	A	1:18.692	24.546	26.944	27.202	104.8	44:03.985							

99

**Nelson Piquet JR**

NEXTEV TCR Formula E Team

BRA

Spark - Renault SRT\_01 E

1	A	1:06.933	15.678	25.650	25.605	123.2	1:06.933
2	A	1:13.960	23.687	24.921	25.352	111.5	2:20.893
3	A	1:13.077	23.330	24.726	25.021	112.8	3:33.970
4	A	1:12.622	23.176	24.606	24.840	113.5	4:46.592
5	A	1:12.495	23.286	24.393	24.816	113.7	5:59.087
6	A	<b>1:11.942</b>	23.083	<b>24.110</b>	<b>24.749</b>	114.6	7:11.029
7	A	1:12.090	22.960	24.194	24.936	114.4	8:23.119
8	A	1:13.763	23.601	24.482	25.680	111.8	9:36.882
9	A	1:13.312	23.809	24.597	24.906	112.5	10:50.194
10	A	1:12.907	23.216	24.366	25.325	113.1	12:03.101
11	A	1:12.745	23.230	24.433	25.082	113.3	13:15.846
12	A	1:13.267	23.246	24.705	25.316	112.5	14:29.113
13	A	1:13.318	23.302	24.625	25.391	112.4	15:42.431
14	A	1:12.937	23.139	24.615	25.183	113.0	16:55.368
15	A	1:12.824	23.139	24.683	25.002	113.2	18:08.192
16	A	1:12.796	23.158	24.547	25.091	113.2	19:20.988
17	A	1:18.957	23.077	24.330	31.550	104.4	20:39.945
18	B	2:01.600	1:11.919	24.646	25.035	67.8	22:41.545
19	B	1:12.212	23.131	24.273	24.808	114.2	23:53.757
20	B	1:13.327	<b>22.900</b>	25.084	25.343	112.4	25:07.084
21	B	1:13.326	23.254	24.863	25.209	112.4	26:20.410
22	B	1:13.410	23.342	24.832	25.236	112.3	27:33.820
23	B	1:12.471	22.963	24.630	24.878	113.8	28:46.291
24	B	1:12.480	23.031	24.435	25.014	113.7	29:58.771
25	B	1:12.178	23.041	24.339	24.798	114.2	31:10.949
26	B	1:12.297	23.087	24.410	24.800	114.0	32:23.246
27	B	1:12.371	23.041	24.402	24.928	113.9	33:35.617
28	B	1:12.380	23.048	24.387	24.945	113.9	34:47.997
29	B	1:12.370	23.084	24.390	24.896	113.9	36:00.367
30	B	1:12.373	23.016	24.395	24.962	113.9	37:12.740
31	B	1:12.641	23.086	24.671	24.884	113.5	38:25.381
32	B	1:12.621	23.290	24.317	25.014	113.5	39:38.002
33	B	1:12.920	23.174	24.645	25.101	113.1	40:50.922
34	B	1:12.883	23.197	24.438	25.248	113.1	42:03.805
35	B	1:15.062	23.362	25.111	26.589	109.8	43:18.867