

FIA Formula E Championship

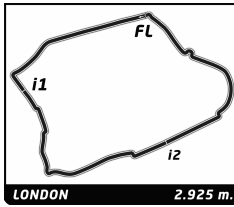
Round 11 - London ePrix

Non Qualifying Practice 1

Analysis

Official Timekeeper TAGHeuer

Personal Best							Session Best							B Crossing the finish line in pit lane								
Lap	C	Time	Sector 1	Sector 2	Sector 3	Kph	Elapsed	Lap	Time	Sector 1	Sector 2	Sector 3	Kph	Elapsed	Lap	C	Time	Sector 1	Sector 2	Sector 3	Kph	Elapsed
2 Sam Bird GBR																						
Virgin Racing Formula E Team Spark - Renault SRT_01 E																						
1	A	2:14.607	1:00.116	39.833	34.658	78.2	2:14.607	7	B	1:39.541	33.576	33.496	32.469	105.8	14:00.997							
2	A	1:32.087	24.891	34.366	32.830	114.3	3:46.694	8	B	1:28.333	23.343	33.067	31.923	119.2	15:29.330							
3	A	1:29.763	23.883	33.617	32.263	117.3	5:16.457	9	B	1:30.068	23.725	33.691	32.652	116.9	16:59.398							
4	A	1:28.613	23.576	33.203	31.834	118.8	6:45.070	10	B	4:08.196 B	23.860	35.625	3:08.711	42.4	21:07.594							
5	A	1:30.377	23.990	33.953	32.434	116.5	8:15.447	11	A	8:14.837 B	35.427	37.424	7:01.986	21.3	29:22.431							
6	B	7:05.289 B	23.985	34.136	6:07.168	24.8	15:20.736	12	A	1:47.379	37.293	35.538	34.548	98.1	31:09.810							
7	B	1:50.290	35.510	38.494	36.286	95.5	17:11.026	13	A	1:33.151	23.581	33.612	35.958	113.0	32:42.961							
8	B	1:30.716	23.705	33.874	33.137	116.1	18:41.742	14	A	1:27.984	23.404	32.875	31.705	119.7	34:10.945							
9	B	1:24.314	22.398	31.604	30.312	124.9	20:06.056	15	A	1:27.384	23.264	32.702	31.418	120.5	35:38.329							
10	B	9:11.620 B	29.739	47.383	7:54.498	19.1	29:17.676	16	A	1:30.356	24.149	33.422	32.785	116.5	37:08.685							
11	B	1:49.822	34.716	34.002	41.104	95.9	31:07.498	17	A	1:30.046	23.995	33.332	32.719	116.9	38:38.731							
12	B	1:31.729	23.833	33.244	34.652	114.8	32:39.227	18	A	1:31.294	23.825	34.593	32.876	115.3	40:10.025							
13	B	1:27.990	23.313	33.102	31.575	119.7	34:07.217	19	A	1:29.866	23.789	33.533	32.544	117.2	41:39.891							
14	B	2:38.026 B	23.239	33.259	1:41.528	66.6	36:45.243	20	A	2:39.513	23.983	1:37.207	38.323	66.0	44:19.404							
15	B	1:38.371	33.402	33.215	31.754	107.0	38:23.614	21	A	1:29.417	23.608	33.291	32.518	117.8	45:48.821							
16	B	1:37.198	23.295	35.547	38.356	108.3	40:00.812															
17	B	1:27.578	23.278	32.809	31.491	120.2	41:28.390															
18	B	1:27.343	23.177	32.685	31.481	120.6	42:55.733															
3 Fabio Leimer CHE																						
Virgin Racing Formula E Team Spark - Renault SRT_01 E																						
1	B	2:19.574	1:02.887	39.388	37.299	75.4	2:19.574	1	A	2:35.085	1:24.013	37.092	33.980	67.9	2:35.085							
2	B	1:35.044	24.922	35.122	35.000	110.8	3:54.618	2	A	1:31.034	24.614	34.001	32.419	115.7	4:06.119							
3	B	1:30.763	24.042	34.228	32.493	116.0	5:25.381	3	A	1:30.089	24.280	33.634	32.175	116.9	5:36.208							
4	B	1:31.095	24.214	34.227	32.654	115.6	6:56.476	4	A	1:37.976	27.465	37.856	32.655	107.5	7:14.184							
5	B	1:31.027	23.649	34.974	32.404	115.7	8:27.503	5	A	1:29.498	23.828	33.760	31.910	117.7	8:43.682							
6	B	4:00.393 B	23.348	36.912	3:00.133	43.8	12:27.896	6	A	4:18.390 B	23.667	40.036	3:14.687	40.8	13:02.072							
7	B	1:42.955	34.629	35.363	32.963	102.3	14:10.851	7	A	1:43.509	35.277	33.666	34.566	101.7	14:45.581							
8	B	1:29.298	23.709	33.488	32.101	117.9	15:40.149	8	A	1:27.910	23.368	33.025	31.517	119.8	16:13.491							
9	B	1:29.500	23.325	33.359	32.816	117.7	17:09.649	9	A	1:28.273	23.445	33.073	31.755	119.3	17:41.764							
10	B	1:32.698	25.110	34.963	32.625	113.6	18:42.347	10	A	1:33.517	26.622	34.537	32.358	112.6	19:15.281							
11	B	1:31.484	23.714	33.949	33.821	115.1	20:13.831	11	A	1:27.734	23.305	32.963	31.466	120.0	20:43.015							
12	B	1:33.922	23.844	33.782	36.296	112.1	21:47.753	12	B	8:51.573 B	23.362	32.862	7:55.349	19.8	29:34.588							
13	A	7:33.617 B	24.777	37.876	6:30.964	23.2	29:21.370	13	B	1:52.949	34.645	33.872	44.432	93.2	31:27.537							
14	A	1:50.017	39.188	37.011	33.818	95.7	31:11.387	14	B	1:34.820	24.638	36.686	33.496	111.1	33:02.357							
15	A	1:33.126	24.155	34.451	34.520	113.1	32:44.513	15	B	1:23.690	22.357	31.322	30.011	125.8	34:26.047							
16	A	1:28.784	23.612	33.276	31.896	118.6	34:13.297	16	B	1:29.404	24.610	33.179	31.615	117.8	35:55.451							
17	A	1:28.523	23.215	33.050	32.258	119.0	35:41.820	17	B	1:27.834	23.518	32.849	31.467	119.9	37:23.285							
18	A	1:28.035	23.265	33.085	31.685	119.6	37:09.855															
19	A	1:35.921	24.170	35.028	36.723	109.8	38:45.776															
20	A	1:33.842	24.261	36.137	33.444	112.2	40:19.618															
21	A	1:30.164	23.890	33.653	32.621	116.8	41:49.782															
22	A	1:30.688	23.619	34.437	32.632	116.1	43:20.470															
23	A	1:29.611	23.656	33.671	32.284	117.5	44:50.081															
24	A	1:31.225	24.249	33.737	33.239	115.4	46:21.306															
5 Karun Chandhok IND																						
Mahindra Racing Formula E Team Spark - Renault SRT_01 E																						
1	B	2:56.741	1:38.367	38.137	40.237	59.6	2:56.741	1	A	2:17.989	59.550	40.714	37.725	76.3	2:17.989							
2	B	1:33.128	25.050	34.810	33.268	113.1	4:29.869	2	A	1:34.207	25.684	35.032	33.491	111.8	3:52.196							
3	B	1:31.720	24.487	34.176	33.057	114.8	6:01.589	3	A	1:30.714	24.277	33.752	32.685	116.1	5:22.910							
4	B	1:30.684	23.930	34.007	32.747	116.1	7:32.273	4	A	1:29.068	23.755	33.240	32.073	118.2	6:51.978							
5	B	1:34.958	25.263	36.400	33.295	110.9	9:07.231	5	A	1:28.720	23.812	33.075	31.833	118.7	8:20.698							
6	B	3:14.225 B	27.080	43.133	2:04.012	54.2	12:21.456	6	A	6:18.777 B	23.740	37.679	5:17.358	27.8	14:39.475							
								7	A	1:40.926	34.886	33.583	32.457	104.3	16:20.401							
								8	A	1:28.645	23.610	32.992	32.043	118.8	17:49.046							
								9	A	1:27.633	23.288	32.716	31.629	120.2	19:16.679							
								10	A	1:33.755	23.519	35.057	35.179	112.3	20:50.434							
								11	B	8:40.771 B	23.496	32.901	7:44.374	20.2	29:31.205							
								12	B	1:52.154	35.851	37.330	38.973	93.9	31:23.359							
								13	B	1:32.131	23.776	33.496	34.859	114.3	32:55.490							
								14	B	1:27.550	23.414	32.816	31.320	120.3	34:23.040							
								15	B	1:27.683	23.341	32.788	31.554	120.1	35:50.723							
								16	B	1:36.432	24.971	37.987	33.474	109.2	37:27.155							
								17	B	1:33.341	23.205	36.415	33.721	112.8	39:00.496							
								18	B	1:27.792	23.414	32.837	31.541	119.9	40:28.288							
								19	B	1:27.496	23.288	32.643	31.565	120.3	41:55.784							
6 Loïc Duval FRA																						
Dragon Racing Formula E Team Spark - Renault SRT_01 E																						
1	A	2:35.085	1:24.013	37.092	33.980	67.9	2:35.085	1	A	2:17.989	59.550	40.714	37.725	76.3	2:17.989							
2	A	1:31.034	24.614	34.001	32.419	115.7	4:06.119	2	A	1:34.207	25.684	35.032	33.491	111.8	3:52.196							
3	A	1:30.089	24.280	33.634	32.175	116.9	5:36.208	3	A	1:30.714	24.277	33.752	32.685	116.1	5:22.910							
4	A	1:37.976	27.465	37.856	32.655	107.5	7:14.184	4	A	1:29.068	23.755	33.240	32.073	118.2	6:51.978							
5	A	1:29.498	23.828	33.760	31.910	117.7	8:43.682	5	A	1:28.720	23.812	33.075	31.833	118.7	8:20.698							
6	A	4:18.390 B	23.667	40.036	3:14.687	40.8	13:02.072	6	A	6:18.777 B	23.740	37.679	5:17.358	27.8	14:39.475							
7	A	1:43.509	35.277	33.666	34.566	101.7	14:45.581	7	A	1:40.926	34.886	33.583	32.457	104.3	16:20.401							
8	A	1:27.910	23.368	33.025	31.517	119.8	16:13.491	8	A	1:28.645	23.610	32.992	32.043	118.8	17:49.046							
9	A	1:28.273	23.445	33.073	31.755	119.3	17:41.764	9	A	1:27.633	23.288	32.716	31.629	120.2	19:16.679							
10	A	1:33.517	26.622	34.537	32.358	112.6	19:15.281	10	A	1:33.755	23.519	35.057	35.179	112.3	20:50.434							
11	A	1:27.734	23.305	32.963	31.466	120.0	20:43.015	11	B	8:40.771 B	23.496	32.901	7:44.374	20.2	29:31.205							
12	B	8:51.573 B	23.362	32.862	7:55.349	19.8	29:34.588	12	B	1:52.154	35.851	37.330	38.973	93.9	31:23.359							
13	B	1:52.949	34.645	33.872	44.432	93.2	31:27.537	13	B	1:32.131	23.776	33.496	34.85									



FIA Formula E Championship

Round 11 - London ePrix

Non Qualifying Practice 1

Analysis

Official Timekeeper TAGHeuer

Lap	C	Time	Sector 1	Sector 2	Sector 3	Kph	Elapsed	Lap	Time	Sector 1	Sector 2	Sector 3	Kph	Elapsed	
20	B	1:39.792	24.542	36.505	38.745	105.5	43:35.576	8	B	1:29.191	23.591	33.336	32.264	118.1	21:17.397
21	B	1:27.512	23.384	32.702	31.426	120.3	45:03.088	9	A	10:37.047	23.689	35.675	9:37.683	16.5	31:54.444

8		Nicolas Prost					FRA	
		Team e.dams Renault					Spark - Renault SRT_01 E	
1	B	2:03.183	50.758	37.366	35.059	85.5	2:03.183	
2	B	1:32.744	24.742	34.589	33.413	113.5	3:35.927	
3	B	1:30.817	24.093	34.031	32.693	115.9	5:06.744	
4	B	1:29.571	23.856	33.612	32.103	117.6	6:36.315	
5	B	1:29.113	23.777	33.321	32.015	118.2	8:05.428	
6	A	4:55.734	23.848	33.754	3:58.132	35.6	13:01.162	
7	A	1:40.876	34.224	34.154	32.498	104.4	14:42.038	
8	A	1:29.870	23.961	33.685	32.224	117.2	16:11.908	
9	A	1:28.727	23.657	33.237	31.833	118.7	17:40.635	
10	A	11:28.869	23.781	33.229	...	15.3	29:09.504	
11	A	1:41.046	33.748	33.402	33.896	104.2	30:50.550	
12	A	1:28.279	23.572	32.991	31.716	119.3	32:18.829	
13	A	1:28.083	23.393	32.893	31.797	119.5	33:46.912	
14	B	5:23.844	23.450	32.995	4:27.399	32.5	39:10.756	
15	B	1:42.850	34.979	35.204	32.667	102.4	40:53.606	
16	B	1:38.065	23.563	39.668	34.834	107.4	42:31.671	
17	B	1:25.133	22.709	31.835	30.589	123.7	43:56.804	
18	B	1:31.402	26.067	33.368	31.967	115.2	45:28.206	

9		Sébastien Buemi					CHE	
		Team e.dams Renault					Spark - Renault SRT_01 E	
1	A	1:58.534	48.864	36.039	33.631	88.8	1:58.534	
2	A	1:31.479	24.352	34.351	32.776	115.1	3:30.013	
3	A	1:29.623	23.954	33.520	32.149	117.5	4:59.636	
4	A	1:28.442	23.518	33.028	31.896	119.1	6:28.078	
5	A	1:27.801	23.448	32.776	31.577	119.9	7:55.879	
6	B	6:07.835	25.201	35.595	5:07.039	28.6	14:03.714	
7	B	1:41.693	34.927	34.346	32.420	103.5	15:45.407	
8	B	1:28.498	23.543	33.239	31.716	119.0	17:13.905	
9	B	1:39.598	23.328	33.138	43.132	105.7	18:53.503	
10	B	1:27.729	23.293	32.929	31.507	120.0	20:21.232	
11	B	8:54.783	23.778	33.965	7:57.040	19.7	29:16.015	
12	B	1:46.891	35.785	34.130	36.976	98.5	31:02.906	
13	B	1:29.157	23.686	33.291	32.180	118.1	32:32.063	
14	B	1:28.986	23.646	33.251	32.089	118.3	34:01.049	
15	B	1:28.462	23.588	33.112	31.762	119.0	35:29.511	
16	A	4:22.067	23.655	33.467	3:24.945	40.2	39:51.578	
17	A	2:00.806	38.948	41.058	40.800	87.2	41:52.384	
18	A	1:38.678	25.593	37.765	35.320	106.7	43:31.062	
19	A	1:24.056	22.435	31.406	30.215	125.3	44:55.118	
20	A	1:46.348	30.018	40.062	36.268	99.0	46:41.466	

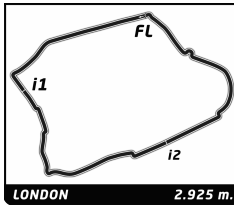
10		Jarno Trulli					ITA	
		Trulli Formula E Team					Spark - Renault SRT_01 E	
1	B	2:49.919	1:33.260	39.380	37.279	62.0	2:49.919	
2	B	1:33.283	25.197	34.852	33.234	112.9	4:23.202	
3	B	1:30.902	24.157	34.089	32.656	115.8	5:54.104	
4	B	1:29.850	23.949	33.467	32.434	117.2	7:23.954	
5	B	9:09.121	44.140	38.568	7:46.413	19.2	16:33.075	
6	B	1:45.849	34.712	36.964	34.173	99.5	18:18.924	
7	B	1:29.282	23.904	33.299	32.079	117.9	19:48.206	

10	A	1:45.577	35.500	36.187	33.890	99.7	33:40.021
11	A	1:31.303	24.271	34.132	32.900	115.3	35:11.324
12	A	1:29.774	24.166	33.508	32.100	117.3	36:41.098
13	B	5:59.277	24.255	33.561	5:01.461	29.3	42:40.375
14	B	1:48.107	36.515	37.426	34.166	97.4	44:28.482
15	B	1:29.095	24.064	33.217	31.814	118.2	45:57.577

11		Lucas di Grassi					BRA	
		Audi Sport ABT Formula E Team					Spark - Renault SRT_01 E	
1	B	6:24.267	5:13.449	36.418	34.400	27.4	6:24.267	
2	B	1:30.248	24.162	33.292	32.794	116.7	7:54.515	
3	A	9:48.623	25.036	35.864	8:47.723	17.9	17:43.138	
4	A	1:39.832	33.516	33.973	32.343	105.5	19:22.970	
5	A	1:28.033	23.564	32.861	31.608	119.6	20:51.003	
6	A	8:19.838	23.611	34.474	7:21.753	21.1	29:10.841	
7	A	1:43.684	34.098	34.305	35.281	101.6	30:54.525	
8	A	1:27.221	23.338	32.531	31.352	120.7	32:21.746	
9	A	1:27.022	23.090	32.683	31.249	121.0	33:48.768	
10	A	1:27.361	23.235	32.665	31.461	120.5	35:16.129	
11	A	1:27.466	23.348	32.599	31.519	120.4	36:43.595	
12	A	1:28.083	23.412	32.918	31.753	119.5	38:11.678	
13	A	1:38.528	23.416	40.779	34.333	106.9	39:50.206	
14	A	1:26.881	23.229	32.478	31.174	121.2	41:17.087	
15	A	3:30.747	23.452	35.803	2:31.492	50.0	44:47.834	
16	A	2:06.079	40.815	42.586	42.678	83.5	46:53.913	

18		Alex Fontana					CHE	
		Trulli Formula E Team					Spark - Renault SRT_01 E	
1	A	2:38.807	1:24.364	38.321	36.122	66.3	2:38.807	
2	A	1:34.314	25.648	34.980	33.686	111.6	4:13.121	
3	A	1:32.132	24.705	34.391	33.036	114.3	5:45.253	
4	A	1:31.365	24.565	34.073	32.727	115.3	7:16.618	
5	A	1:34.436	24.021	36.382	34.033	111.5	8:51.054	
6	B	5:27.895	24.553	44.386	4:18.956	32.1	14:18.949	
7	B	1:48.866	37.441	36.661	34.764	96.7	16:07.815	
8	B	1:31.145	24.414	34.156	32.575	115.5	17:38.960	
9	B	1:29.786	23.753	33.696	32.337	117.3	19:08.746	
10	B	1:29.010	23.467	33.560	31.983	118.3	20:37.756	
11	B	1:43.005	23.991	35.191	43.823	102.2	22:20.761	
12	B	9:47.583	29.294	41.672	8:36.617	17.9	32:08.344	
13	B	1:53.982	39.125	38.831	36.026	92.4	34:02.326	
14	B	1:28.862	23.627	33.322	31.913	118.5	35:31.188	
15	B	1:28.490	23.338	33.166	31.986	119.0	36:59.678	
16	A	3:47.055	23.466	33.625	2:49.964	46.4	40:46.733	
17	A	1:49.227	38.462	36.315	34.450	96.4	42:35.960	
18	A	1:38.100	25.034	38.482	34.584	107.3	44:14.060	
19	A	1:25.997	22.473	31.947	31.577	122.4	45:40.057	

21		Bruno Senna					BRA	
		Mahindra Racing Formula E Team					Spark - Renault SRT_01 E	
1	A	2:29.017	1:07.990	39.721	41.306	70.7	2:29.017	
2	A	1:35.239	24.535	34.575	36.129	110.6	4:04.256	
3	A	1:29.767	23.975	33.504	32.288	117.3	5:34.023	
4	A	1:29.304	23.910	33.364	32.030	117.9	7:03.327	



FIA Formula E Championship

Round 11 - London ePrix

Non Qualifying Practice 1

Analysis

Official Timekeeper TAGHeuer

Lap	C	Time	Sector 1	Sector 2	Sector 3	Kph	Elapsed	Lap	Time	Sector 1	Sector 2	Sector 3	Kph	Elapsed	
5	A	1:34.154	23.437	35.541	35.176	111.8	8:37.481	12	A	1:51.992	36.538	38.825	36.629	94.0	31:17.141
6	A	4:34.163 B	23.604	39.594	3:30.965	38.4	13:11.644	13	A	1:33.649	23.570	33.409	36.670	112.4	32:50.790
7	A	1:44.719	33.068	38.152	33.499	100.6	14:56.363	14	A	1:27.620	23.329	32.823	31.468	120.2	34:18.410
8	A	1:28.774	23.535	33.577	31.662	118.6	16:25.137	15	A	6:40.728 B	23.732	34.283	5:42.713	26.3	40:59.138
9	A	1:32.140	24.135	34.399	33.606	114.3	17:57.277	16	A	1:42.494	33.308	33.770	35.416	102.7	42:41.632
10	A	1:28.086	23.344	33.169	31.573	119.5	19:25.363	17	A	1:28.088	23.406	32.957	31.725	119.5	44:09.720
11	B	9:53.264 B	23.717	33.368	8:56.179	17.7	29:18.627	18	A	1:27.063	23.127	32.584	31.352	120.9	45:36.783
12	B	1:45.440	34.687	34.127	36.626	99.9	31:04.067								
13	B	1:31.932	26.173	33.776	31.983	114.5	32:35.999								
14	B	1:28.418	23.349	33.269	31.800	119.1	34:04.417								
15	B	1:28.302	23.448	33.093	31.761	119.2	35:32.719								
16	B	5:52.717 B	23.320	33.266	4:56.131	29.9	41:25.436								
17	B	1:40.202	33.031	33.931	33.240	105.1	43:05.638								
18	B	1:29.741	23.633	33.345	32.763	117.3	44:35.379								
19	B	1:28.136	23.345	33.032	31.759	119.5	46:03.515								

23 Nick Heidfeld		DEU					
Venturi Formula E Team		Spark - Renault SRT_01 E					
1	A	2:46.563	1:27.448	41.257	37.858	63.2	2:46.563
2	A	1:31.871	24.870	34.288	32.713	114.6	4:18.434
3	A	1:33.374	25.649	34.167	33.558	112.8	5:51.808
4	A	1:57.669	23.802	33.506	1:00.361	89.5	7:49.477
5	A	7:52.736 B	25.756	38.223	6:48.757	22.3	15:42.213
6	A	1:44.832	33.617	34.695	36.520	100.4	17:27.045
7	A	1:28.907	23.493	33.281	32.133	118.4	18:55.952
8	A	1:36.146	23.633	37.406	35.107	109.5	20:32.098
9	B	8:57.524 B	23.444	33.250	8:00.830	19.6	29:29.622
10	B	2:04.599	35.075	38.574	50.950	84.5	31:34.221
11	B	1:29.547	23.721	33.542	32.284	117.6	33:03.768
12	B	1:31.421	23.511	33.475	34.435	115.2	34:35.189
13	B	1:29.218	23.620	33.410	32.188	118.0	36:04.407

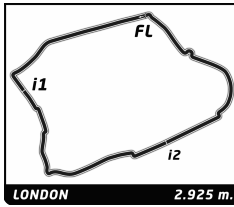
28 Simona de Silvestro		CHE					
Andretti Autosport Formula E Team		Spark - Renault SRT_01 E					
1	A	3:09.406	1:59.351	36.277	33.778	55.6	3:09.406
2	A	1:30.893	24.287	33.979	32.627	115.9	4:40.299
3	A	1:29.490	23.795	33.519	32.176	117.7	6:09.789
4	A	1:29.132	23.723	33.063	32.346	118.1	7:38.921
5	A	1:31.279	24.949	34.267	32.063	115.4	9:10.200
6	A	7:36.271 B	28.049	42.115	6:26.107	23.1	16:46.471
7	A	1:39.480	34.078	33.561	31.841	105.9	18:25.951
8	A	1:28.441	23.644	32.934	31.863	119.1	19:54.392

30 Stéphane Sarrazin		FRA					
Venturi Formula E Team		Spark - Renault SRT_01 E					
1	B	2:21.788	1:06.252	39.446	36.090	74.3	2:21.788
2	B	1:31.815	24.570	34.710	32.535	114.7	3:53.603
3	B	1:29.983	24.078	33.668	32.237	117.0	5:23.586
4	B	1:29.217	23.757	33.312	32.148	118.0	6:52.803
5	B	1:30.689	23.849	33.555	33.285	116.1	8:23.492
6	A	5:43.040 B	24.164	35.469	4:43.407	30.7	14:06.532
7	A	1:40.562	34.281	33.969	32.312	104.7	15:47.094
8	A	1:28.426	23.716	33.037	31.673	119.1	17:15.520
9	A	1:27.700	23.470	32.784	31.446	120.1	18:43.220
10	A	1:32.368	23.414	34.131	34.823	114.0	20:15.588
11	A	9:09.561 B	23.562	33.522	8:12.477	19.2	29:25.149

55 Sakon Yamamoto		JPN					
Amlin Aguri		Spark - Renault SRT_01 E					
1	A	2:21.349	1:04.951	39.809	36.589	74.5	2:21.349
2	A	1:34.354	26.383	34.943	33.028	111.6	3:55.703
3	A	1:30.788	24.235	33.835	32.718	116.0	5:26.491
4	A	1:30.433	23.875	34.150	32.408	116.4	6:56.924
5	A	1:31.260	23.785	34.761	32.714	115.4	8:28.184
6	A	7:25.496 B	23.720	37.103	6:24.673	23.6	15:53.680
7	A	1:42.002	34.486	34.775	32.741	103.2	17:35.682
8	A	1:30.536	24.382	33.668	32.486	116.3	19:06.218
9	A	1:30.281	24.143	33.808	32.330	116.6	20:36.499
10	A	1:36.629	24.372	33.622	33.635	109.0	22:13.128
11	B	10:01.079 B	25.353	35.992	8:59.734	17.5	32:14.207
12	B	1:51.674	41.217	36.669	33.788	94.3	34:05.881
13	B	1:30.750	23.896	33.878	32.976	116.0	35:36.631
14	B	1:28.946	23.665	33.245	32.036	118.4	37:05.577
15	B	1:28.405	23.347	33.037	32.021	119.1	38:33.982
16	B	1:30.550	23.411	34.959	32.180	116.3	40:04.532
17	B	1:28.533	23.634	33.108	31.791	118.9	41:33.065
18	B	1:28.274	23.513	33.013	31.748	119.3	43:01.339
19	B	1:30.742	24.211	34.852	31.679	116.0	44:32.081
20	B	1:28.136	23.450	33.151	31.535	119.5	46:00.217

66 Daniel Abt		DEU					
Audi Sport ABT Formula E Team		Spark - Renault SRT_01 E					
1	B	2:06.385	53.601	37.742	35.042	83.3	2:06.385
2	B	1:33.085	25.251	34.655	33.179	113.1	3:39.470
3	B	1:30.535	24.383	33.856	32.296	116.3	5:10.005
4	B	1:29.141	23.804	33.297	32.040	118.1	6:39.146
5	B	1:29.129	23.930	33.161	32.038	118.1	8:08.275
6	A	21:03.572 B	23.525	34.429	...	8.3	29:11.847
7	A	1:43.969	35.090	34.578	34.301	101.3	30:55.816
8	A	1:29.706	23.851	33.591	32.264	117.4	32:25.522
9	A	1:27.820	23.364	32.909	31.547	119.9	33:53.342
10	A	1:27.398	23.281	32.595	31.522	120.5	35:20.740
11	A	1:27.146	23.171	32.664	31.311	120.8	36:47.886
12	A	1:27.894	23.186	33.114	31.594	119.8	38:15.780
13	A	1:38.586	23.134	33.879	36.573	106.8	39:54.366
14	A	1:28.351	23.596	32.803	31.952	119.2	41:22.717
15	A	1:27.198	23.251	32.663	31.284	120.8	42:49.915
16	A	1:34.242	23.377	37.109	33.756	111.7	44:24.157
17	A	1:32.280	23.260	32.805	36.215	114.1	45:56.437

77 Salvador Duran		MEX					
Amlin Aguri		Spark - Renault SRT_01 E					
1	A	2:27.921	1:07.144	39.970	40.807	71.2	2:27.921
2	A	1:31.856	24.464	34.242	33.150	114.6	3:59.777
3	A	1:30.348	23.982	33.648	32.718	116.5	5:30.125



FIA Formula E Championship

Round 11 - London ePrix

Non Qualifying Practice 1

Analysis

Official Timekeeper

Lap	C	Time	Sector 1	Sector 2	Sector 3	Kph	Elapsed	Lap	Time	Sector 1	Sector 2	Sector 3	Kph	Elapsed
4	A	1:28.729	23.630	32.997	32.102	118.7	6:58.854							
5	A	5:42.235 B	24.304	34.058	4:43.873	30.8	12:41.089							
6	A	1:39.456	32.933	33.682	32.841	105.9	14:20.545							
7	A	1:29.523	23.742	33.550	32.231	117.6	15:50.068							
8	A	1:28.479	23.514	32.898	32.067	119.0	17:18.547							
9	B	12:05.125 B	26.115	34.761	...	14.5	29:23.672							
10	B	1:52.680	37.321	37.280	38.079	93.5	31:16.352							
11	B	1:28.687	23.714	33.010	31.963	118.7	32:45.039							
12	B	1:32.550	25.196	34.621	32.733	113.8	34:17.589							

88		Oliver Turvey												GBR
		NEXTEV TCR Formula E Team												Spark - Renault SRT_01 E
1	B	2:10.667	55.134	38.563	36.970	80.6	2:10.667							
2	B	1:32.449	24.873	34.677	32.899	113.9	3:43.116							
3	B	1:31.102	24.425	34.024	32.653	115.6	5:14.218							
4	B	1:29.895	23.863	33.787	32.245	117.1	6:44.113							
5	A	23:00.368 B	24.864			7.6	29:44.481							
6	A	1:53.258	36.860	36.471	39.927	93.0	31:37.739							
7	A	1:32.757	24.258	34.429	34.070	113.5	33:10.496							
8	A	1:28.625	23.685	33.198	31.742	118.8	34:39.121							
9	A	1:27.937	23.375	33.031	31.531	119.7	36:07.058							
10	A	1:27.806	23.278	32.791	31.737	119.9	37:34.864							
11	A	1:37.984	23.490	34.883	39.611	107.5	39:12.848							
12	A	1:29.208	23.683	33.676	31.849	118.0	40:42.056							
13	A	1:27.672	23.479	32.801	31.392	120.1	42:09.728							
14	A	1:31.595	23.344	34.156	34.095	115.0	43:41.323							
15	A	1:27.627	23.344	32.799	31.484	120.2	45:08.950							

99		Nelson Piquet JR												BRA
		NEXTEV TCR Formula E Team												Spark - Renault SRT_01 E
1	A	2:48.615	1:35.276	37.777	35.562	62.4	2:48.615							
2	A	1:31.167	24.434	34.355	32.378	115.5	4:19.782							
3	A	1:29.660	24.019	33.680	31.961	117.4	5:49.442							
4	A	1:28.519	23.716	33.172	31.631	119.0	7:17.961							
5	A	8:06.267 B	1:00.593	36.443	6:29.231	21.7	15:24.228							
6	A	1:41.979	34.415	35.328	32.236	103.3	17:06.207							
7	A	1:27.796	23.509	32.853	31.434	119.9	18:34.003							
8	A	1:27.464	23.364	32.979	31.121	120.4	20:01.467							
9	A	1:30.477	23.499	32.961	34.017	116.4	21:31.944							
10	B	7:41.586 B	23.399	35.091	6:43.096	22.8	29:13.530							
11	B	1:46.373	37.476	34.206	34.691	99.0	30:59.903							
12	B	1:28.150	23.405	33.282	31.463	119.5	32:28.053							
13	B	1:27.580	23.406	32.905	31.269	120.2	33:55.633							
14	B	1:27.643	23.341	33.054	31.248	120.1	35:23.276							
15	B	1:27.363	23.300	32.812	31.251	120.5	36:50.639							
16	B	3:30.024 B	23.211	32.816	2:33.997	50.1	40:20.663							
17	B	1:37.966	33.095	33.315	31.556	107.5	41:58.629							
18	B	1:33.491	23.488	34.863	35.140	112.6	43:32.120							
19	B	1:27.608	23.342	32.940	31.326	120.2	44:59.728							
20	B	1:52.925	28.179	41.910	42.836	93.2	46:52.653							