

FIA Formula E Championship

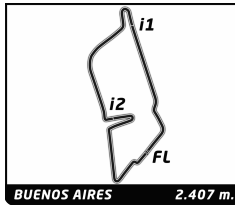
Round 4 - Buenos Aires ePrix

Race

Analysis

Official Timekeeper TAGHeuer

Personal Best							Session Best		B Crossing the finish line in pit lane						
Lap	C	Time	Sector 1	Sector 2	Sector 3	Kph	Elapsed	Lap	Time	Sector 1	Sector 2	Sector 3	Kph	Elapsed	
2 Sam Bird							GBR								
Virgin Racing Formula E Team							Spark - Renault SRT_01 E								
1	A	1:05.342			29.977	132.6	1:05.342	17	B	2:47.251	1:20.866	29.352	57.033	51.8	22:13.370
2	A	1:14.357	18.856	25.220	30.281	116.5	2:19.699	18	B	2:33.428	45.756	49.931	57.741	56.5	24:46.798
3	A	1:13.333	18.520	25.145	29.668	118.2	3:33.032	19	B	2:57.330	51.201	1:01.028	1:05.101	48.9	27:44.128
4	A	1:13.041	18.394	25.394	29.253	118.6	4:46.073	20	B	1:52.128	49.964	31.108	31.056	77.3	29:36.256
5	A	1:12.982	18.381	25.324	29.277	118.7	5:59.055	21	B	1:17.539	19.363	25.965	32.211	111.8	30:53.795
6	A	1:12.779	18.417	25.170	29.192	119.1	7:11.834	22	B	2:09.205	47.903	49.751	31.551	67.1	33:03.000
7	A	1:14.231	18.486	25.255	30.490	116.7	8:26.065	23	B	1:14.410	18.480	26.066	29.864	116.5	34:17.410
8	A	1:12.899	18.452	25.141	29.306	118.9	9:38.964	24	B	1:13.402	18.633	25.522	29.247	118.1	35:30.812
9	A	1:12.774	18.445	25.247	29.082	119.1	10:51.738	25	B	1:12.530	18.202	25.442	28.886	119.5	36:43.342
10	A	1:12.809	18.388	25.222	29.199	119.0	12:04.547	26	B	1:12.690	18.058	25.234	29.398	119.2	37:56.032
11	A	1:12.870	18.307	25.284	29.279	118.9	13:17.417	27	B	1:12.657	18.270	25.316	29.071	119.3	39:08.689
12	A	1:12.896	18.268	25.299	29.329	118.9	14:30.313	28	B	1:12.794	18.242	25.232	29.320	119.0	40:21.483
13	A	1:12.889	18.235	25.408	29.246	118.9	15:43.202	29	B	1:12.542	18.275	25.197	29.070	119.5	41:34.025
14	A	1:13.319	18.353	25.154	29.812	118.2	16:56.521	30	B	1:12.292	18.089	25.117	29.086	119.9	42:46.317
15	A	1:13.717	19.080	25.637	29.000	117.5	18:10.238	31	B	1:13.527	18.026	25.694	29.807	117.9	43:59.844
16	A	1:15.129	18.344	25.484	31.301	115.3	19:25.367	32	B	1:15.094	18.139	25.412	31.543	115.4	45:14.938
17	A	1:25.826	B 23.135	26.542	36.149	101.0	20:51.193	33	B	1:13.166	18.595	25.545	29.026	118.4	46:28.104
18	B	2:43.227	1:38.740	31.156	33.331	53.1	23:34.420	34	B	1:16.594	18.016	25.285	33.293	113.1	47:44.698
19	B	1:37.991	21.140	27.336	49.515	88.4	25:12.411	35	B	1:18.550	18.946	25.808	33.796	110.3	49:03.248
20	B	2:51.919	53.484	53.436	1:04.999	50.4	28:04.330								
21	B	2:39.944	1:02.680	43.281	53.983	54.2	30:44.274								
22	B	2:14.727	52.965	50.131	31.631	64.3	32:59.001								
23	B	1:12.627	18.292	25.227	29.108	119.3	34:11.628								
24	B	1:12.823	18.396	25.151	29.276	119.0	35:24.451								
25	B	1:11.722	18.103	25.051	28.568	120.8	36:36.173								
26	B	1:11.848	17.991	25.155	28.702	120.6	37:48.021								
27	B	1:16.955	B 18.584	25.121	33.250	112.6	39:04.976								
28	B	1:28.300	34.160	25.676	28.464	98.1	40:33.276								
29	B	1:11.540	18.055	24.990	28.495	121.1	41:44.816								
30	B	1:11.567	18.066	24.821	28.680	121.1	42:56.383								
31	B	1:14.257	18.884	25.014	30.359	116.7	44:10.640								
32	B	1:12.216	18.129	25.066	29.021	120.0	45:22.856								
33	B	1:12.143	18.194	25.044	28.905	120.1	46:34.999								
34	B	1:14.632	18.185	26.377	30.070	116.1	47:49.631								
35	B	1:16.086	18.710	25.769	31.607	113.9	49:05.717								
5 Karun Chandhok							IND								
Mahindra Racing Formula E Team							Spark - Renault SRT_01 E								
1	B	1:09.580					1:09.580	1	B	1:09.580			31.739	124.5	1:09.580
2	B	1:14.757					2:24.337	2	B	1:14.757	19.099	25.913	29.745	115.9	2:24.337
3	B	1:13.553					3:37.890	3	B	1:13.553	18.503	25.524	29.526	117.8	3:37.890
4	B	1:13.401					4:51.291	4	B	1:13.401	18.514	25.548	29.339	118.1	4:51.291
5	B	1:13.334					6:04.625	5	B	1:13.334	18.465	25.650	29.219	118.2	6:04.625
6	B	1:13.364					7:17.989	6	B	1:13.364	18.392	25.746	29.226	118.1	7:17.989
7	B	1:13.076					8:31.065	7	B	1:13.076	18.483	25.357	29.236	118.6	8:31.065
8	B	1:13.626					9:44.691	8	B	1:13.626	18.706	25.944	28.976	117.7	9:44.691
9	B	1:13.738					10:58.429	9	B	1:13.738	18.481	25.766	29.491	117.5	10:58.429
10	B	1:13.498					12:11.927	10	B	1:13.498	18.658	25.603	29.237	117.9	12:11.927
11	B	1:14.196					13:26.123	11	B	1:14.196	18.586	25.817	29.793	116.8	13:26.123
12	B	1:13.482					14:39.605	12	B	1:13.482	18.456	25.774	29.252	117.9	14:39.605
13	B	1:13.050					15:52.655	13	B	1:13.050	18.334	25.601	29.115	118.6	15:52.655
14	B	1:14.980					17:07.635	14	B	1:14.980	18.465	25.703	30.812	115.6	17:07.635
15	B	1:17.600					18:25.235	15	B	1:17.600	19.021	26.257	32.322	111.7	18:25.235
6 Oriol Servià							ESP								
Dragon Racing Formula E Team							Spark - Renault SRT_01 E								
1	A	1:10.909					1:10.909	1	A	1:10.909			32.275	122.2	1:10.909
2	A	1:15.518					2:26.427	2	A	1:15.518	19.207	25.954	30.357	114.7	2:26.427
3	A	1:14.125					3:40.552	3	A	1:14.125	18.948	25.570	29.607	116.9	3:40.552
4	A	1:13.890					4:54.442	4	A	1:13.890	18.579	25.678	29.633	117.3	4:54.442
5	A	1:13.722					6:08.164	5	A	1:13.722	18.769	25.613	29.340	117.5	6:08.164
6	A	1:13.703					7:21.867	6	A	1:13.703	18.513	25.652	29.538	117.6	7:21.867
7	A	1:13.486					8:35.353	7	A	1:13.486	18.833	25.464	29.189	117.9	8:35.353
8	A	1:13.848					9:49.201	8	A	1:13.848	18.673	25.553	29.622	117.3	9:49.201
9	A	1:13.196					11:02.397	9	A	1:13.196	18.476	25.460	29.260	118.4	11:02.397
10	A	1:13.885					12:16.282	10	A	1:13.885	18.609	25.656	29.620	117.3	12:16.282
11	A	1:14.392					13:30.674	11	A	1:14.392	19.013	25.659	29.720	116.5	13:30.674
12	A	1:13.402					14:44.076	12	A	1:13.402	18.625	25.458	29.319	118.1	14:44.076
13	A	1:13.844					15:57.920	13	A	1:13.844	18.602	25.687	29.555	117.3	15:57.920
14	A	1:13.798					17:11.718	14	A	1:13.798	18.599	25.618	29.581	117.4	17:11.718
15	A	1:14.448					18:26.166	15	A	1:14.448	18.879	25.645	29.924	116.4	18:26.166
16	A	1:19.788	B 18.862	25.975	34.951	108.6	19:45.954	16	A	1:19.788	B 18.862	25.975	34.951	108.6	19:45.954
17	B	2:37.868	1:23.839	35.055	38.974	54.9	22:23.822	17	B	2:37.868	1:23.839	35.055	38.974	54.9	22:23.822



FIA Formula E Championship

Round 4 - Buenos Aires ePrix

Race

Analysis

Official Timekeeper TAGHeuer

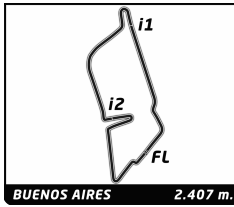
Lap	C	Time	Sector 1	Sector 2	Sector 3	Kph	Elapsed	Lap	Time	Sector 1	Sector 2	Sector 3	Kph	Elapsed	
18	B	2:30.865	47.964	45.144	57.757	57.4	24:54.687	1	B	1:08.344		31.425	126.8	1:08.344	
19	B	2:55.893	54.882	55.262	1:05.749	49.3	27:50.580	2	B	1:14.429	19.042	25.593	29.794	116.4	2:22.773
20	B	2:16.391	56.338	45.892	34.161	63.5	30:06.971	3	B	1:13.105	18.330	25.483	29.292	118.5	3:35.878
21	B	1:19.896	21.332	27.659	30.905	108.5	31:26.867	4	B	1:12.898	18.392	25.396	29.110	118.9	4:48.776
22	B	1:40.661	23.934	45.299	31.428	86.1	33:07.528	5	B	1:13.387	18.474	25.604	29.309	118.1	6:02.163
23	B	1:12.852	18.473	25.447	28.932	118.9	34:20.380	6	B	1:12.696	18.254	25.385	29.057	119.2	7:14.859
24	B	1:14.564	18.397	25.635	30.532	116.2	35:34.944	7	B	1:13.210	18.193	25.627	29.390	118.4	8:28.069
25	B	1:13.725	18.893	25.620	29.212	117.5	36:48.669	8	B	1:13.611	18.517	25.640	29.454	117.7	9:41.680
26	B	1:13.436	19.013	25.402	29.021	118.0	38:02.105	9	B	1:13.325	18.291	25.613	29.421	118.2	10:55.005
27	B	1:12.844	18.140	25.406	29.298	119.0	39:14.949	10	B	1:13.047	18.522	25.456	29.069	118.6	12:08.052
28	B	1:13.332	18.218	26.073	29.041	118.2	40:28.281	11	B	1:13.226	18.526	25.587	29.113	118.3	13:21.278
29	B	1:12.937	18.524	25.283	29.130	118.8	41:41.218	12	B	1:13.229	18.490	25.674	29.065	118.3	14:34.507
30	B	1:12.609	18.340	25.245	29.024	119.3	42:53.827	13	B	1:12.975	18.305	25.415	29.255	118.7	15:47.482
31	B	1:12.657	18.369	25.170	29.118	119.3	44:06.484	14	B	1:13.913	18.308	25.634	29.971	117.2	17:01.395
32	B	1:12.551	18.374	25.103	29.074	119.4	45:19.035	15	B	1:14.913	18.818	26.017	30.078	115.7	18:16.308
33	B	1:14.745	18.989	25.311	30.445	115.9	46:33.780	16	B	1:19.734 B	18.710	26.367	34.657	108.7	19:36.042
34	B	1:18.356	18.435	27.002	32.919	110.6	47:52.136	17	A	2:43.292	1:25.263	40.064	37.965	53.1	22:19.334
35	B	1:19.298	18.845	27.605	32.848	109.3	49:11.434	18	A	2:29.451	45.223	46.454	57.774	58.0	24:48.785

Lap	C	Time	Sector 1	Sector 2	Sector 3	Kph	Elapsed
1	A	1:24.826			32.479	102.2	1:24.826
2	A	1:19.606	20.862	28.144	30.600	108.9	2:44.432
3	A	1:16.903	19.734	27.272	29.897	112.7	4:01.335
4	A	1:17.014	19.248	27.304	30.462	112.5	5:18.349
5	A	1:16.242	19.418	26.950	29.874	113.7	6:34.591
6	A	1:15.691	19.041	26.909	29.741	114.5	7:50.282
7	A	1:16.549	19.275	27.134	30.140	113.2	9:06.831
8	A	1:15.466	18.795	26.640	30.031	114.8	10:22.297
9	A	1:14.904	19.023	26.106	29.775	115.7	11:37.201
10	A	1:15.632	19.057	26.800	29.775	114.6	12:52.833
11	A	1:14.499	18.893	25.983	29.623	116.3	14:07.332
12	A	1:14.949	18.813	26.587	29.549	115.6	15:22.281
13	A	1:14.137	18.733	26.188	29.216	116.9	16:36.418
14	A	1:16.181	19.357	27.207	29.617	113.7	17:52.599
15	A	1:14.758	18.781	26.068	29.909	115.9	19:07.357
16	A	1:21.458	21.225	28.925	31.308	106.4	20:28.815
17	A	1:45.551	20.021	29.750	55.780	82.1	22:14.366
18	A	2:29.132 B	46.138	49.490	53.504	58.1	24:43.498
19	B	6:04.564	4:26.905	43.231	54.428	23.8	30:48.062
20	B	2:14.290	51.902	50.774	31.614	64.5	33:02.352
21	B	1:31.978	25.329	34.404	32.245	94.2	34:34.330
22	B	1:16.689	19.681	26.477	30.531	113.0	35:51.019
23	B	1:11.831	17.963	25.203	28.665	120.6	37:02.850
24	B	1:17.784	19.880	27.563	30.341	111.4	38:20.634
25	B	1:19.987	20.752	27.134	32.101	108.3	39:40.621
26	B	1:18.736	19.732	27.241	31.763	110.1	40:59.357
27	B	1:17.385	19.550	26.439	31.396	112.0	42:16.742
28	B	1:15.184	19.402	26.036	29.746	115.3	43:31.926
29	B	1:12.480	18.299	25.331	28.850	119.6	44:44.406
30	B	1:11.574	17.964	24.935	28.675	121.1	45:55.980
31	B	1:16.799	19.231	26.798	30.770	112.8	47:12.779
32	B	1:13.327	18.009	25.167	30.151	118.2	48:26.106
33	B	1:12.928	17.992	25.242	29.694	118.8	49:39.034

Lap	C	Time	Sector 1	Sector 2	Sector 3	Kph	Elapsed
1	A	1:02.902			29.592	137.8	1:02.902
2	B	1:14.113	18.742	25.725	29.646	116.9	2:17.015
3	B	1:13.060	18.322	25.430	29.308	118.6	3:30.075
4	B	1:12.910	18.368	25.408	29.134	118.8	4:42.985
5	B	1:13.314	18.331	25.595	29.388	118.2	5:56.299
6	B	1:13.029	18.297	25.526	29.206	118.7	7:09.328
7	B	1:12.865	18.226	25.540	29.099	118.9	8:22.193
8	B	1:13.277	18.339	25.684	29.254	118.3	9:35.470
9	B	1:12.935	18.344	25.452	29.139	118.8	10:48.405
10	B	1:13.121	18.408	25.526	29.187	118.5	12:01.526
11	B	1:13.106	18.446	25.547	29.113	118.5	13:14.632
12	B	1:12.915	18.159	25.579	29.177	118.8	14:27.547
13	B	1:12.951	18.313	25.468	29.170	118.8	15:40.498
14	B	1:12.638	18.156	25.447	29.035	119.3	16:53.136
15	B	1:12.927	18.231	25.511	29.185	118.8	18:06.063
16	B	1:14.726	18.316	25.651	30.759	116.0	19:20.789
17	B	1:28.385 B	23.351	28.526	36.508	98.0	20:49.174
18	A	2:39.023	1:24.739	42.624	31.660	54.5	23:28.197
19	A	1:38.837	20.190	27.492	51.155	87.7	25:07.034

Lap	C	Time	Sector 1	Sector 2	Sector 3	Kph	Elapsed
1	A	1:24.826			32.479	102.2	1:24.826
2	A	1:19.606	20.862	28.144	30.600	108.9	2:44.432
3	A	1:16.903	19.734	27.272	29.897	112.7	4:01.335
4	A	1:17.014	19.248	27.304	30.462	112.5	5:18.349
5	A	1:16.242	19.418	26.950	29.874	113.7	6:34.591
6	A	1:15.691	19.041	26.909	29.741	114.5	7:50.282
7	A	1:16.549	19.275	27.134	30.140	113.2	9:06.831
8	A	1:15.466	18.795	26.640	30.031	114.8	10:22.297
9	A	1:14.904	19.023	26.106	29.775	115.7	11:37.201
10	A	1:15.632	19.057	26.800	29.775	114.6	12:52.833
11	A	1:14.499	18.893	25.983	29.623	116.3	14:07.332
12	A	1:14.949	18.813	26.587	29.549	115.6	15:22.281
13	A	1:14.137	18.733	26.188	29.216	116.9	16:36.418
14	A	1:16.181	19.357	27.207	29.617	113.7	17:52.599
15	A	1:14.758	18.781	26.068	29.909	115.9	19:07.357
16	A	1:21.458	21.225	28.925	31.308	106.4	20:28.815
17	A	1:45.551	20.021	29.750	55.780	82.1	22:14.366
18	A	2:29.132 B	46.138	49.490	53.504	58.1	24:43.498
19	B	6:04.564	4:26.905	43.231	54.428	23.8	30:48.062
20	B	2:14.290	51.902	50.774	31.614	64.5	33:02.352
21	B	1:31.978	25.329	34.404	32.245	94.2	34:34.330
22	B	1:16.689	19.681	26.477	30.531	113.0	35:51.019
23	B	1:11.831	17.963	25.203	28.665	120.6	37:02.850
24	B	1:17.784	19.880	27.563	30.341	111.4	38:20.634
25	B	1:19.987	20.752	27.134	32.101	108.3	39:40.621
26	B	1:18.736	19.732	27.241	31.763	110.1	40:59.357
27	B	1:17.385	19.550	26.439	31.396	112.0	42:16.742
28	B	1:15.184	19.402	26.036	29.746	115.3	43:31.926
29	B	1:12.480	18.299	25.331	28.850	119.6	44:44.406
30	B	1:11.574	17.964	24.935	28.675	121.1	45:55.980
31	B	1:16.799	19.231	26.798	30.770	112.8	47:12.779
32	B	1:13.327	18.009	25.167	30.151	118.2	48:26.106
33	B	1:12.928	17.992	25.242	29.694	118.8	49:39.034

Lap	C	Time	Sector 1	Sector 2	Sector 3	Kph	Elapsed
1	A	1:02.902			29.592	137.8	1:02.902
2	B	1:14.113	18.742	25.725	29.646	116.9	2:17.015
3	B	1:13.060	18.322	25.430	29.308	118.6	3:30.075
4	B	1:12.910	18.368	25.408	29.134	118.8	4:42.985
5	B	1:13.314	18.331	25.595	29.388	118.2	5:56.299
6	B	1:13.029	18.297	25.526	29.206	118.7	7:09.328
7	B	1:12.865	18.226	25.540	29.099	118.9	8:22.193
8	B	1:13.277	18.339	25.684	29.254	118.3	9:35.470
9	B	1:12.935	18.344	25.452	29.139	118.8	10:48.405
10	B	1:13.121	18.408	25.526	29.187	118.5	12:01.526
11	B	1:13.106	18.446	25.547	29.113	118.5	13:14.632
12	B	1:12.915	18.159	25.579	29.177	118.8	14:27.547
13	B	1:12.951					



FIA Formula E Championship

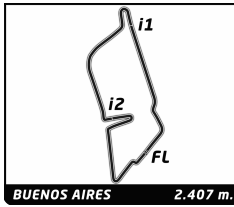
Round 4 - Buenos Aires ePrix

Race

Analysis

Official Timekeeper TAGHeuer

Lap	C	Time	Sector 1	Sector 2	Sector 3	Kph	Elapsed	Lap	Time	Sector 1	Sector 2	Sector 3	Kph	Elapsed	
20	A	2:52.890	53.564	54.025	1:05.301	50.1	27:59.924	18	B	2:40.063	1:24.752	43.209	32.102	54.1	23:29.826
21	A	2:40.378	1:01.920	44.471	53.987	54.0	30:40.302	19	B	1:38.102	20.848	27.399	49.855	88.3	25:07.928
22	A	2:15.362	51.496	50.721	33.145	64.0	32:55.664	20	B	2:53.034	53.837	53.693	1:05.504	50.1	28:00.962
23	A	1:14.145	18.394	25.773	29.978	116.9	34:09.809	21	B	2:40.192	1:01.900	43.950	54.342	54.1	30:41.154
10 Jarno Trulli ITA Trulli Formula E Team Spark - Renault SRT_01 E								18 Michela Cerruti ITA Trulli Formula E Team Spark - Renault SRT_01 E							
1	B	1:13.263			30.817	118.3	1:13.263	1	A	1:31.153 B			49.690	95.1	1:31.153
2	B	1:16.460	19.249	26.547	30.664	113.3	2:29.723	2	B	3:30.947	2:28.319	27.299	35.329	41.1	5:02.100
3	B	1:14.691	18.993	26.063	29.635	116.0	3:44.414	3	B	1:16.875	19.279	25.833	31.763	112.7	6:18.975
4	B	1:14.658	18.594	26.242	29.822	116.1	4:59.072	4	B	1:16.519	19.673	25.925	30.921	113.2	7:35.494
5	B	1:14.566	18.504	26.050	30.012	116.2	6:13.638	5	B	1:16.300	19.314	25.883	31.103	113.6	8:51.794
6	B	1:14.750	18.848	26.096	29.806	115.9	7:28.388	6	B	1:16.867	19.355	26.044	31.468	112.7	10:08.661
7	B	1:14.575	18.750	25.932	29.893	116.2	8:42.963	7	B	1:16.480	19.460	26.066	30.954	113.3	11:25.141
8	B	1:14.574	18.785	25.885	29.904	116.2	9:57.537	8	B	1:16.552	19.130	26.232	31.190	113.2	12:41.693
9	B	1:14.539	18.832	25.955	29.752	116.3	11:12.076	9	B	1:16.392	19.142	26.151	31.099	113.4	13:58.085
10	B	1:14.585	18.885	25.906	29.794	116.2	12:26.661	10	B	1:16.771	18.933	26.171	31.667	112.9	15:14.856
11	B	1:14.426	18.833	25.833	29.760	116.4	13:41.087	11	B	1:19.378	19.301	26.532	33.545	109.2	16:34.234
12	B	1:14.374	18.701	25.860	29.813	116.5	14:55.461	12	B	1:23.580	20.808	29.099	33.673	103.7	17:57.814
13	B	1:14.087	18.765	25.807	29.515	117.0	16:09.548	13	B	1:22.696	20.732	28.170	33.794	104.8	19:20.510
14	B	1:13.977	18.690	25.484	29.803	117.1	17:23.525	14	B	1:25.273	23.386	28.513	33.374	101.6	20:45.783
15	B	1:15.945	18.757	26.066	31.122	114.1	18:39.470	15	B	1:37.180	22.874	35.294	39.012	89.2	22:22.963
16	B	1:21.461 B	19.929	26.737	34.795	106.4	20:00.931	16	B	2:30.271	47.360	44.496	58.415	57.7	24:53.234
17	A	2:30.567	1:23.708	31.140	35.719	57.6	22:31.498	17	B	2:55.994	52.642	58.089	1:05.263	49.2	27:49.228
18	A	2:27.088	44.473	43.386	59.229	58.9	24:58.586	18	B	2:17.165	57.107	45.938	34.120	63.2	30:06.393
19	A	2:55.461	54.755	54.989	1:05.717	49.4	27:54.047	19	B	1:26.704	21.519	29.638	35.547	99.9	31:33.097
20	A	2:17.651	1:00.546	44.862	32.243	63.0	30:11.698	20	B	1:49.184 B	23.122	41.985	44.077	79.4	33:22.281
21	A	1:22.492	20.615	27.724	34.153	105.0	31:34.190	21 Bruno Senna BRA Mahindra Racing Formula E Team Spark - Renault SRT_01 E							
22	A	1:38.022	24.227	40.955	32.840	88.4	33:12.212	1	A	1:12.445			30.960	119.6	1:12.445
23	A	1:13.804	18.516	26.043	29.245	117.4	34:26.016	2	A	1:15.874	19.324	26.476	30.074	114.2	2:28.319
24	A	1:13.811	18.569	26.025	29.217	117.4	35:39.827	3	A	1:14.249	18.512	25.747	29.990	116.7	3:42.568
25	A	1:13.379	18.458	25.721	29.200	118.1	36:53.206	4	A	1:14.674	18.710	26.322	29.642	116.0	4:57.242
26	A	1:13.411	18.540	25.561	29.310	118.0	38:06.617	5	A	1:13.282	18.419	25.645	29.218	118.2	6:10.524
27	A	1:14.093	18.620	25.763	29.710	117.0	39:20.710	6	A	1:13.706	18.394	25.955	29.357	117.6	7:24.230
28	A	1:14.182	18.675	26.288	29.219	116.8	40:34.892	7	A	1:13.323	18.484	25.747	29.092	118.2	8:37.553
29	A	1:13.049	18.510	25.469	29.070	118.6	41:47.941	8	A	1:13.203	18.392	25.804	29.007	118.4	9:50.756
30	A	1:25.902 B	18.908	29.680	37.314	100.9	43:13.843	9	A	1:12.822	18.194	25.580	29.048	119.0	11:03.578
11 Lucas di Grassi BRA Audi Sport ABT Formula E Team Spark - Renault SRT_01 E								10 A 1:15.428 18.244 25.491 31.693 114.9 12:19.006 11 A 1:13.958 18.712 25.819 29.427 117.2 13:32.964 12 A 1:13.827 18.438 25.735 29.654 117.4 14:46.791 13 A 1:13.522 18.476 25.615 29.431 117.9 16:00.313 14 A 1:13.036 18.439 25.425 29.172 118.6 17:13.349 15 A 1:13.476 18.432 25.606 29.438 117.9 18:26.825 16 A 1:14.899 18.651 25.861 30.387 115.7 19:41.724 17 A 1:33.881 B 22.267 31.720 39.894 92.3 21:15.605 18 B 3:46.042 2:02.234 42.995 1:00.813 38.3 25:01.647 19 B 2:54.946 54.704 54.728 1:05.514 49.5 27:56.593 20 B 2:19.978 1:00.694 45.481 33.803 61.9 30:16.571 21 B 1:21.075 21.206 28.296 31.573 106.9 31:37.646 22 B 1:35.414 22.935 40.436 32.043 90.8 33:13.060							



FIA Formula E Championship

Round 4 - Buenos Aires ePrix

Race

Analysis

Official Timekeeper TAGHeuer

Lap	C	Time	Sector 1	Sector 2	Sector 3	Kph	Elapsed	Lap	Time	Sector 1	Sector 2	Sector 3	Kph	Elapsed	
23	B	1:13.278	18.339	25.841	29.098	118.3	34:26.338	4	A	1:12.899	18.384	25.181	29.334	118.9	4:46.799
24	B	1:12.359	18.088	25.559	28.712	119.8	35:38.697	5	A	1:13.032	18.308	25.240	29.484	118.6	5:59.831
25	B	1:12.421	18.156	25.504	28.761	119.7	36:51.118	6	A	1:13.003	18.256	25.286	29.461	118.7	7:12.834
26	B	1:14.181	17.954	26.382	29.845	116.8	38:05.299	7	A	1:14.597	18.347	25.306	30.944	116.2	8:27.431
27	B	1:13.098	18.755	25.470	28.873	118.5	39:18.397	8	A	1:13.094	18.463	25.411	29.220	118.5	9:40.525
28	B	1:12.471	18.506	25.376	28.589	119.6	40:30.868	9	A	1:13.108	18.064	25.300	29.744	118.5	10:53.633
29	B	1:11.923	18.351	25.104	28.468	120.5	41:42.791	10	A	1:13.164	18.493	25.427	29.244	118.4	12:06.797
30	B	1:12.653	18.171	25.362	29.120	119.3	42:55.444	11	A	1:12.746	18.373	25.231	29.142	119.1	13:19.543
31	B	1:14.007	18.627	25.153	30.227	117.1	44:09.451	12	A	1:13.219	18.292	25.394	29.533	118.3	14:32.762
32	B	1:12.521	18.305	25.362	28.854	119.5	45:21.972	13	A	1:13.140	18.327	25.382	29.431	118.5	15:45.902
33	B	1:12.190	18.157	25.261	28.772	120.0	46:34.162	14	A	1:14.583	18.328	25.554	30.701	116.2	17:00.485
34	B	1:13.088	18.326	25.291	29.471	118.6	47:47.250	15	A	1:15.214	18.980	25.704	30.530	115.2	18:15.699
35	B	1:16.385	18.357	25.530	32.498	113.4	49:03.635	16	A	1:20.857	18.848	26.510	35.499	107.2	19:36.556

23 **Nick Heidfeld** DEU
Venturi Formula E Team Spark - Renault SRT_01 E

1	A	1:03.933			29.802	135.5	1:03.933
2	A	1:13.568	18.554	25.686	29.328	117.8	2:17.501
3	A	1:13.345	18.175	25.652	29.518	118.1	3:30.846
4	A	1:12.944	18.567	25.350	29.027	118.8	4:43.790
5	A	1:12.996	18.188	25.498	29.310	118.7	5:56.786
6	A	1:13.135	18.255	25.522	29.358	118.5	7:09.921
7	A	1:12.932	18.387	25.456	29.089	118.8	8:22.853
8	A	1:13.253	18.279	25.540	29.434	118.3	9:36.106
9	A	1:13.622	18.563	25.739	29.320	117.7	10:49.728
10	A	1:12.646	18.233	25.415	28.998	119.3	12:02.374
11	A	1:12.910	18.264	25.520	29.126	118.8	13:15.284
12	A	1:12.885	18.305	25.432	29.148	118.9	14:28.169
13	A	1:12.881	18.236	25.417	29.228	118.9	15:41.050
14	A	1:14.897	18.367	25.498	31.032	115.7	16:55.947
15	A	1:14.874	19.751	26.062	29.061	115.7	18:10.821
16	A	1:14.098	18.260	25.390	30.448	116.9	19:24.919
17	A	1:25.467	22.464	26.479	36.524	101.4	20:50.386
18	B	2:40.696	1:24.729	44.012	31.955	53.9	23:31.082
19	B	1:38.438	21.015	28.471	48.952	88.0	25:09.520
20	B	2:53.168	53.698	53.397	1:06.073	50.0	28:02.688
21	B	2:39.940	1:02.021	43.459	54.460	54.2	30:42.628
22	B	2:14.791	52.059	50.793	31.939	64.3	32:57.419
23	B	1:13.371	18.246	25.543	29.582	118.1	34:10.790
24	B	1:12.363	18.219	25.364	28.780	119.7	35:23.153
25	B	1:12.349	18.197	25.447	28.705	119.8	36:35.502
26	B	1:12.217	18.064	25.290	28.863	120.0	37:47.719
27	B	1:13.132	18.282	25.407	29.443	118.5	39:00.851
28	B	1:12.715	18.558	25.283	28.874	119.2	40:13.566
29	B	1:12.656	18.572	25.326	28.758	119.3	41:26.222
30	B	1:12.553	18.419	25.223	28.911	119.4	42:38.775
31	B	1:13.196	18.593	25.289	29.314	118.4	43:51.971
32	B	1:13.004	18.475	25.482	29.047	118.7	45:04.975
33	B	1:13.867	18.729	25.697	29.441	117.3	46:18.842
34	B	1:16.795	18.507	25.366	32.922	112.8	47:35.637
35	B	1:31.927	36.112	26.093	29.722	94.3	49:07.564

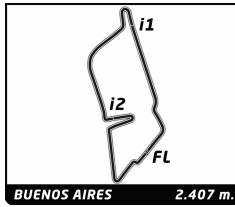
27 **Jean-Eric Vergne** FRA
Andretti Autosport Formula E Team Spark - Renault SRT_01 E

1	A	1:07.452			30.805	128.5	1:07.452
2	A	1:13.323	18.547	25.583	29.193	118.2	2:20.775
3	A	1:13.125	18.427	25.268	29.430	118.5	3:33.900

17	B	2:43.450	1:25.552	39.802	38.096	53.0	22:20.006
18	B	2:30.008	48.293	44.271	57.444	57.8	24:50.014
19	B	2:57.005	53.736	57.468	1:05.801	49.0	27:47.019
20	B	2:03.307	56.134	34.118	33.055	70.3	29:50.326
21	B	1:28.521	21.911	30.398	36.212	97.9	31:18.847
22	B	1:46.766	28.060	47.836	30.870	81.2	33:05.613
23	B	1:13.051	18.341	25.525	29.185	118.6	34:18.664
24	B	1:12.992	18.083	25.680	29.229	118.7	35:31.656
25	B	1:12.443	18.040	25.352	29.051	119.6	36:44.099
26	B	1:12.762	18.143	25.379	29.240	119.1	37:56.861
27	B	1:12.897	18.249	25.262	29.386	118.9	39:09.758
28	B	1:12.390	18.224	25.130	29.036	119.7	40:22.148
29	B	1:12.599	18.312	25.137	29.150	119.4	41:34.747
30	B	1:12.205	17.982	25.108	29.115	120.0	42:46.952
31	B	1:13.375	17.892	25.549	29.934	118.1	44:00.327
32	B	1:13.454	18.008	25.371	30.075	118.0	45:13.781
33	B	1:12.684	18.536	25.059	29.089	119.2	46:26.465
34	B	1:16.117	18.239	25.814	32.064	113.8	47:42.582
35	B	1:22.837	19.547	28.567	34.723	104.6	49:05.419

28 **Marco Andretti** USA
Andretti Autosport Formula E Team Spark - Renault SRT_01 E

1	B	1:11.470			32.328	121.2	1:11.470
2	B	1:15.578	19.080	26.240	30.258	114.7	2:27.048
3	B	1:14.946	18.812	26.038	30.096	115.6	3:41.994
4	B	1:16.604	18.849	27.236	30.519	113.1	4:58.598
5	B	1:16.001	18.866	26.791	30.344	114.0	6:14.599
6	B	1:14.636	18.954	25.875	29.807	116.1	7:29.235
7	B	1:15.129	18.854	26.226	30.049	115.3	8:44.364
8	B	1:15.728	19.068	26.025	30.635	114.4	10:00.092
9	B	1:15.622	19.004	25.831	30.787	114.6	11:15.714
10	B	1:16.517	19.084	26.401	31.032	113.2	12:32.231
11	B	1:16.425	19.329	26.395	30.701	113.4	13:48.656
12	B	1:16.636	19.406	26.704	30.526	113.1	15:05.292
13	B	1:15.681	19.152	25.947	30.582	114.5	16:20.973
14	B	1:15.901	19.191	26.426	30.284	114.2	17:36.874
15	B	1:18.943	19.143	26.098	33.702	109.8	18:55.817
16	A	3:16.141	1:34.822	43.970	57.349	44.2	22:11.958
17	A	2:33.445	45.430	50.366	57.649	56.5	24:45.403
18	A	1:45.018	46.806	27.321	30.891	82.5	26:30.421
19	A	1:35.301	19.721	26.648	48.932	90.9	28:05.722
20	A	2:39.749	1:03.738	42.464	53.547	54.2	30:45.471
21	A	2:16.297	52.953	51.302	32.042	63.6	33:01.768
22	A	1:15.332	19.284	26.154	29.894	115.0	34:17.100



FIA Formula E Championship

Round 4 - Buenos Aires ePrix

Race

Analysis

Official Timekeeper TAGHeuer

Lap	C	Time	Sector 1	Sector 2	Sector 3	Kph	Elapsed	Lap	Time	Sector 1	Sector 2	Sector 3	Kph	Elapsed	
23	A	1:17.572	18.871	27.632	31.069	111.7	35:34.672	5	B	1:13.258	18.527	25.280	29.451	118.3	6:00.820
24	A	1:13.797	18.690	25.385	29.722	117.4	36:48.469	6	B	1:12.743	18.270	25.478	28.995	119.1	7:13.563
25	A	1:16.581	19.047	27.599	29.935	113.2	38:05.050	7	B	1:13.173	18.227	25.525	29.421	118.4	8:26.736
26	A	1:15.220	18.957	26.276	29.987	115.2	39:20.270	8	B	1:12.911	18.490	25.369	29.052	118.8	9:39.647
27	A	1:15.942	18.851	27.007	30.084	114.1	40:36.212	9	B	1:12.887	18.343	25.379	29.165	118.9	10:52.534
28	A	1:14.304	18.913	25.629	29.762	116.6	41:50.516	10	B	1:13.021	18.640	25.269	29.112	118.7	12:05.555
29	A	1:14.109	18.662	26.100	29.347	116.9	43:04.625	11	B	1:12.918	18.485	25.120	29.313	118.8	13:18.473
30	A	1:13.014	18.453	25.328	29.233	118.7	44:17.639	12	B	1:13.052	18.354	25.466	29.232	118.6	14:31.525
31	A	1:15.846	18.666	26.561	30.619	114.2	45:33.485	13	B	1:12.694	18.295	25.275	29.124	119.2	15:44.219
32	A	1:17.321	18.885	26.024	32.412	112.1	46:50.806	14	B	1:13.238	18.363	25.363	29.512	118.3	16:57.457
33	A	1:22.994	20.930	28.845	33.219	104.4	48:13.800	15	B	1:14.015	18.483	26.343	29.189	117.1	18:11.472
34	A	1:22.501	21.087	28.231	33.183	105.0	49:36.301	16	B	1:14.264	18.663	25.367	30.234	116.7	19:25.736

30 **Stéphane Sarrazin** FRA
 Venturi Formula E Team Spark - Renault SRT_01 E

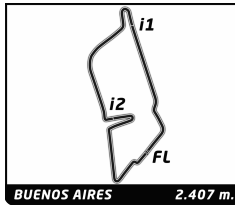
1	B	1:10.443			32.024	123.0	1:10.443
2	B	1:15.097	19.029	25.973	30.095	115.4	2:25.540
3	B	1:13.667	18.674	25.547	29.446	117.6	3:39.207
4	B	1:13.482	18.596	25.473	29.413	117.9	4:52.689
5	B	1:13.477	18.533	25.523	29.421	117.9	6:06.166
6	B	1:13.216	18.562	25.353	29.301	118.4	7:19.382
7	B	1:13.149	18.411	25.488	29.250	118.5	8:32.531
8	B	1:13.864	18.455	25.596	29.813	117.3	9:46.395
9	B	1:13.595	18.716	25.424	29.455	117.7	10:59.990
10	B	1:13.310	18.516	25.485	29.309	118.2	12:13.300
11	B	1:14.147	18.565	25.538	30.044	116.9	13:27.447
12	B	1:13.439	18.614	25.328	29.497	118.0	14:40.886
13	B	1:13.424	18.490	25.527	29.407	118.0	15:54.310
14	B	1:13.924	18.546	25.612	29.766	117.2	17:08.234
15	B	1:16.524	18.913	26.170	31.441	113.2	18:24.758
16	B	1:20.350	19.574	25.999	34.777	107.8	19:45.108
17	A	3:08.390	1:51.941	36.258	40.191	46.0	22:53.498
18	A	2:09.319	33.542	37.236	58.541	67.0	25:02.817
19	A	2:54.574	54.712	54.340	1:05.522	49.6	27:57.391
20	A	2:20.983	1:00.705	45.325	34.953	61.5	30:18.374
21	A	1:21.286	21.001	28.438	31.847	106.6	31:39.660
22	A	1:34.212	21.680	40.368	32.164	92.0	33:13.872
23	A	1:13.360	18.644	25.643	29.073	118.1	34:27.232
24	A	1:13.308	18.353	25.505	29.450	118.2	35:40.540
25	A	1:14.043	18.443	25.547	30.053	117.0	36:54.583
26	A	1:13.962	18.721	25.655	29.586	117.2	38:08.545
27	A	1:13.473	18.711	25.513	29.249	117.9	39:22.018
28	A	1:14.586	18.513	26.018	30.055	116.2	40:36.604
29	A	1:14.221	18.778	25.758	29.685	116.7	41:50.825
30	A	1:14.595	18.642	26.353	29.600	116.2	43:05.420
31	A	1:13.899	18.780	25.641	29.478	117.3	44:19.319
32	A	1:14.965	18.772	25.746	30.447	115.6	45:34.284
33	A	1:15.715	18.980	26.168	30.567	114.4	46:49.999
34	A	1:15.379	19.354	25.934	30.091	115.0	48:05.378
35	A	1:15.695	19.197	26.311	30.187	114.5	49:21.073

55 **Antonio Felix da Costa** PRT
 Amlin Aguri Spark - Renault SRT_01 E

1	B	1:07.881			31.282	127.7	1:07.881
2	B	1:13.685	18.735	25.697	29.253	117.6	2:21.566
3	B	1:13.274	18.381	25.404	29.489	118.3	3:34.840
4	B	1:12.722	18.374	25.334	29.014	119.2	4:47.562

66 **Daniel Abt** DEU
 Audi Sport ABT Formula E Team Spark - Renault SRT_01 E

1	A	1:09.965			32.262	123.9	1:09.965
2	A	1:14.884	19.005	25.985	29.894	115.7	2:24.849
3	A	1:13.473	18.599	25.408	29.466	117.9	3:38.322
4	A	1:13.521	18.427	25.619	29.475	117.9	4:51.843
5	A	1:13.344	18.667	25.407	29.270	118.1	6:05.187
6	A	1:13.448	18.398	25.691	29.359	118.0	7:18.635
7	A	1:13.137	18.431	25.345	29.361	118.5	8:31.772
8	A	1:14.100	18.523	25.885	29.692	116.9	9:45.872
9	A	1:13.303	18.619	25.398	29.286	118.2	10:59.175
10	A	1:13.439	18.419	25.737	29.283	118.0	12:12.614
11	A	1:14.397	18.537	25.717	30.143	116.5	13:27.011
12	A	1:13.193	18.432	25.332	29.429	118.4	14:40.204
13	A	1:13.055	18.531	25.426	29.098	118.6	15:53.259
14	A	1:14.127	18.412	25.621	30.094	116.9	17:07.386
15	A	1:13.681	18.759	25.483	29.439	117.6	18:21.067
16	A	1:19.456	18.508	25.353	35.595	109.1	19:40.523
17	B	2:40.152	1:22.310	39.594	38.248	54.1	22:20.675
18	B	2:30.945	48.623	44.146	58.176	57.4	24:51.620
19	B	2:56.483	53.125	57.643	1:05.715	49.1	27:48.103
20	B	2:13.324	57.405	44.406	31.513	65.0	30:01.427
21	B	1:23.353	21.071	28.153	34.129	104.0	31:24.780
22	B	1:41.489	24.460	45.965	31.064	85.4	33:06.269
23	B	1:13.225	18.557	25.381	29.287	118.3	34:19.494



FIA Formula E Championship

Round 4 - Buenos Aires ePrix

Race

Analysis

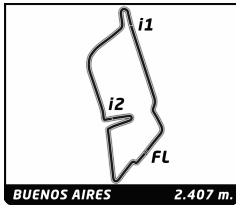
Official Timekeeper TAGHeuer

Lap	C	Time	Sector 1	Sector 2	Sector 3	Kph	Elapsed	Lap	Time	Sector 1	Sector 2	Sector 3	Kph	Elapsed	
24	B	1:14.244	18.270	26.130	29.844	116.7	35:33.738	7	A	1:14.785	18.475	26.219	30.091	115.9	8:45.146
25	B	1:12.203	18.439	25.187	28.577	120.0	36:45.941	8	A	1:15.400	18.776	26.311	30.313	114.9	10:00.546
26	B	1:12.732	18.320	25.327	29.085	119.1	37:58.673	9	A	1:15.555	18.928	26.174	30.453	114.7	11:16.101
27	B	1:12.972	18.528	25.339	29.105	118.7	39:11.645	10	A	1:16.445	19.061	26.590	30.794	113.4	12:32.546
28	B	1:12.477	18.454	25.192	28.831	119.6	40:24.122	11	A	1:16.526	19.172	27.022	30.332	113.2	13:49.072
29	B	1:12.847	18.484	25.232	29.131	119.0	41:36.969	12	A	1:16.712	18.966	27.548	30.198	113.0	15:05.784
30	B	1:12.164	18.332	25.062	28.770	120.1	42:49.133	13	A	1:15.694	19.070	26.278	30.346	114.5	16:21.478
31	B	1:12.395	18.132	24.992	29.271	119.7	44:01.528	14	A	1:15.840	18.695	27.068	30.077	114.3	17:37.318
32	B	1:13.716	18.443	25.272	30.001	117.5	45:15.244	15	A	1:15.738	19.094	26.291	30.353	114.4	18:53.056
33	B	1:13.971	18.748	26.175	29.048	117.1	46:29.215	16	A	1:20.855 B	18.998	27.091	34.766	107.2	20:13.911
								17	B	2:34.347 B	1:19.499	33.948	40.900	56.1	22:48.258
								18	B	2:16.063	40.592	36.957	58.514	63.7	25:04.321
								19	B	2:54.341	54.617	53.904	1:05.820	49.7	27:58.662
								20	B	2:20.328	1:00.407	45.122	34.799	61.7	30:18.990
								21	B	1:22.176	21.220	28.673	32.283	105.4	31:41.166
								22	B	1:33.234	20.870	40.941	31.423	92.9	33:14.400
								23	B	1:14.120	18.655	26.086	29.379	116.9	34:28.520
								24	B	1:13.847	18.520	25.955	29.372	117.3	35:42.367
								25	B	1:13.430	18.209	25.735	29.486	118.0	36:55.797
								26	B	1:13.565	18.421	25.701	29.443	117.8	38:09.362
								27	B	1:14.112	18.697	25.959	29.456	116.9	39:23.474
								28	B	1:14.242	18.499	25.869	29.874	116.7	40:37.716
								29	B	1:13.699	18.533	25.763	29.403	117.6	41:51.415
								30	B	1:15.154	18.582	26.400	30.172	115.3	43:06.569
								31	B	1:13.761	18.518	25.717	29.526	117.5	44:20.330
								32	B	1:15.895	18.593	26.803	30.499	114.2	45:36.225
								33	B	1:15.343	18.756	26.039	30.548	115.0	46:51.568
								34	B	1:16.685	19.214	26.407	31.064	113.0	48:08.253
								35	B	1:21.705	19.226	29.355	33.124	106.1	49:29.958

77	Salvador Duran				MEX		
	Amlin Aguri		Spark - Renault SRT_01 E				
1	A	1:11.980			31.262	120.4	1:11.980
2	A	1:15.262	19.261	25.871	30.130	115.1	2:27.242
3	A	1:14.892	18.778	26.151	29.963	115.7	3:42.134
4	A	1:14.535	18.740	26.267	29.528	116.3	4:56.669
5	A	1:13.363	18.500	25.650	29.213	118.1	6:10.032
6	A	1:13.728	18.575	25.861	29.292	117.5	7:23.760
7	A	1:13.469	18.609	25.546	29.314	117.9	8:37.229
8	A	1:14.720	18.966	26.261	29.493	116.0	9:51.949
9	A	1:13.928	18.558	25.855	29.515	117.2	11:05.877
10	A	1:13.657	18.510	25.763	29.384	117.6	12:19.534
11	A	1:14.538	19.083	26.243	29.212	116.3	13:34.072
12	A	1:13.808	18.549	26.113	29.146	117.4	14:47.880
13	A	1:13.310	18.538	25.826	28.946	118.2	16:01.190
14	A	1:13.069	18.307	25.680	29.082	118.6	17:14.259
15	A	1:17.614 B	18.418	25.861	33.335	111.6	18:31.873
16	B	2:26.976	1:25.409	31.074	30.493	59.0	20:58.849
17	B	1:26.095	19.224	28.529	38.342	100.6	22:24.944
18	B	2:31.560	48.272	44.491	58.797	57.2	24:56.504
19	B	2:55.725	53.821	55.837	1:06.067	49.3	27:52.229
20	B	2:15.671	57.275	46.084	32.312	63.9	30:07.900
21	B	1:21.435	21.341	28.669	31.425	106.4	31:29.335
22	B	1:39.341	23.081	44.664	31.596	87.2	33:08.676
23	B	1:13.271	18.646	25.545	29.080	118.3	34:21.947
24	B	1:13.475	18.454	25.521	29.500	117.9	35:35.422
25	B	1:14.373	18.509	25.902	29.962	116.5	36:49.795
26	B	1:13.529	18.509	25.945	29.075	117.8	38:03.324
27	B	1:12.747	18.302	25.438	29.007	119.1	39:16.071
28	B	1:13.308	18.702	25.649	28.957	118.2	40:29.379
29	B	1:12.761	18.204	25.517	29.040	119.1	41:42.140
30	B	1:12.974	18.318	25.521	29.135	118.7	42:55.114
31	B	1:15.921	20.679	25.543	29.699	114.1	44:11.035
32	B	1:13.021	18.504	25.495	29.022	118.7	45:24.056
33	B	1:14.027	18.340	25.593	30.094	117.1	46:38.083
34	B	1:14.683	19.340	25.647	29.696	116.0	47:52.766
35	B	1:14.058	18.449	26.156	29.453	117.0	49:06.824

88	Ho-Pin Tung				CHN		
	China Racing Formula E Team		Spark - Renault SRT_01 E				
1	A	1:11.821			31.701	120.6	1:11.821
2	A	1:17.457	19.423	26.625	31.409	111.9	2:29.278
3	A	1:14.621	18.789	25.956	29.876	116.1	3:43.899
4	A	1:16.176	18.666	26.883	30.627	113.8	5:00.075
5	A	1:15.193	18.883	26.242	30.068	115.2	6:15.268
6	A	1:15.093	18.745	26.205	30.143	115.4	7:30.361

99	Nelson Piquet JR				BRA		
	China Racing Formula E Team		Spark - Renault SRT_01 E				
1	A	1:09.050			31.738	125.5	1:09.050
2	A	1:14.611	18.962	26.092	29.557	116.1	2:23.661
3	A	1:13.344	18.360	25.704	29.280	118.1	3:37.005
4	A	1:13.649	18.727	25.639	29.283	117.7	4:50.654
5	A	1:13.101	18.369	25.611	29.121	118.5	6:03.755
6	A	1:13.390	18.655	25.473	29.262	118.1	7:17.145
7	A	1:13.187	18.416	25.486	29.285	118.4	8:30.332
8	A	1:13.505	18.790	25.422	29.293	117.9	9:43.837
9	A	1:13.591	18.381	25.567	29.643	117.7	10:57.428
10	A	1:13.611	18.733	25.559	29.319	117.7	12:11.039
11	A	1:13.519	18.612	25.570	29.337	117.9	13:24.558
12	A	1:13.053	18.548	25.337	29.168	118.6	14:37.611
13	A	1:13.201	18.604	25.335	29.262	118.4	15:50.812
14	A	1:14.394	19.265	25.640	29.489	116.5	17:05.206
15	A	1:14.309	19.035	26.186	29.088	116.6	18:19.515
16	A	1:15.901	19.199	25.822	30.880	114.2	19:35.416
17	A	1:39.663 B	27.109	32.681	39.873	86.9	21:15.079
18	B	3:45.470	2:01.595	43.635	1:00.240	38.4	25:00.549
19	B	2:54.846	54.476	55.166	1:05.204	49.6	27:55.395
20	B	2:20.203	1:00.993	45.472	33.738	61.8	30:15.598
21	B	1:21.331	20.875	28.343	32.113	106.5	31:36.929
22	B	1:35.739	22.272	41.100	32.367	90.5	33:12.668
23	B	1:12.050	18.100	25.280	28.670	120.3	34:24.718
24	B	1:12.092	18.193	25.274	28.625	120.2	35:36.810
25	B	1:12.397	17.995	25.407	28.995	119.7	36:49.207



FIA Formula E Championship

Round 4 - Buenos Aires ePrix

Race

Analysis

Official Timekeeper TAGHeuer

■ Personal Best
 ■ Session Best
 ■ B Crossing the finish line in pit lane

Lap	C	Time	Sector 1	Sector 2	Sector 3	Kph	Elapsed	Lap	Time	Sector 1	Sector 2	Sector 3	Kph	Elapsed
26	B	1:13.265	18.415	26.049	28.801	118.3	38:02.472							
27	B	1:12.870	18.033	25.575	29.262	118.9	39:15.342							
28	B	1:11.642	18.060	25.172	28.410	121.0	40:26.984							
29	B	1:11.706	18.265	24.922	28.519	120.8	41:38.690							
30	B	1:11.711	18.244	25.051	28.416	120.8	42:50.401							
31	B	1:11.591	17.936	24.878	28.777	121.0	44:01.992							
32	B	1:13.697	18.208	25.604	29.885	117.6	45:15.689							
33	B	1:13.898	18.264	26.742	28.892	117.3	46:29.587							
34	B	1:15.423	17.842	26.779	30.802	114.9	47:45.010							
35	B	1:15.642	18.666	26.296	30.680	114.6	49:00.652							