

# FIA Formula E Championship

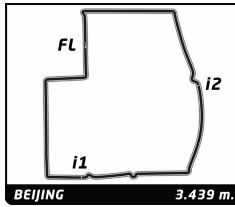
## Round 1 - Beijing ePrix

### Non Qualifying Practice 1

### Analysis

Official Timekeeper TAGHeuer

							<span style="color: green;">■</span> Personal Best <span style="color: purple;">■</span> Session Best <span style="color: blue;">■</span> Crossing the finish line in pit lane								
Lap	C	Time	Sector 1	Sector 2	Sector 3	Kph	Elapsed	Lap	Time	Sector 1	Sector 2	Sector 3	Kph	Elapsed	
<b>1</b>	<b>Nelson PIQUET JR</b>						BRA								
		NEXTEV TCR Formula E Team			NEXTEV TCR FormulaE 001										
1	B	7:50.582 <b>B</b>				26.3	7:50.582	4	A	1:42.999	33.697	35.789	33.513	120.2	7:31.488
2	B	3:25.385 <b>B</b>				60.3	11:15.967	5	B	5:35.601 <b>B</b>	33.318	35.335	4:26.948	36.9	13:07.089
3	A	6:49.364 <b>B</b>				30.2	18:05.331	6	B	2:05.979	51.706	36.736	37.537	98.3	15:13.068
4	A	2:17.791	57.423	42.201	38.167	89.8	20:23.122	7	B	1:42.952	33.894	35.503	33.555	120.3	16:56.020
5	A	<b>1:56.662</b>	36.294	37.632	42.736	106.1	22:19.784	8	B	1:41.954	33.204	35.311	33.439	121.4	18:37.974
6	A	3:00.535	1:47.465	<b>36.521</b>	36.549	68.6	25:20.319	9	B	1:41.802	33.304	35.215	33.283	121.6	20:19.776
7	A	5:56.099 <b>B</b>	34.194	53.726	4:28.179	34.8	31:16.418	10	B	1:44.115	33.589	35.864	34.662	118.9	22:03.891
8	A	2:05.343	53.981	37.102	<b>34.260</b>	98.8	33:21.761	11	B	1:41.690	33.093	35.457	33.140	121.7	23:45.581
								12	B	1:47.269	33.990	39.753	33.526	115.4	25:32.850
								13	A	13:42.965 <b>B</b>	37.882	43.770	...	15.0	39:15.815
								14	A	2:00.927	50.368	36.599	33.960	102.4	41:16.742
								15	A	1:41.217	33.012	35.159	33.046	122.3	42:57.959
								16	A	<b>1:37.890</b>	<b>31.909</b>	<b>34.060</b>	<b>31.921</b>	126.5	44:35.849
								17	A	1:50.721	34.565	35.127	41.029	111.8	46:26.570
<b>2</b>	<b>Sam BIRD</b>						GBR								
		DS Virgin Racing Formula E Team			Virgin Racing Engineering DSV-01										
1	A	2:38.542	1:21.825	40.869	35.848	78.1	2:38.542	<b>7</b>	<b>Jérôme D'AMBROSIO</b>						
2	A	1:45.310	34.914	36.388	34.008	117.6	4:23.852			Dragon Racing			Venturi VM200-FE-01		
3	A	1:42.466	33.467	35.537	33.462	120.8	6:06.318	1	B	2:45.144	1:27.112	40.191	37.841	75.0	2:45.144
4	A	1:41.280	32.984	35.092	33.204	122.2	7:47.598	2	B	1:47.050	35.403	37.182	34.465	115.7	4:32.194
5	A	1:41.371	33.105	35.081	33.185	122.1	9:28.969	3	B	1:43.993	34.173	36.088	33.732	119.1	6:16.187
6	B	6:21.472 <b>B</b>	32.761	37.563	5:11.148	32.5	15:50.441	4	A	6:31.156 <b>B</b>	33.443	38.474	5:19.239	31.7	12:47.343
7	B	2:06.189	51.872	39.798	34.519	98.1	17:56.630	5	A	1:58.995	48.968	35.990	34.037	104.0	14:46.338
8	B	1:43.834	33.589	35.742	34.503	119.2	19:40.464	6	A	1:41.799	33.269	35.420	33.110	121.6	16:28.137
9	B	<b>1:38.594</b>	<b>32.038</b>	<b>34.447</b>	<b>32.109</b>	125.6	21:19.058	7	A	1:40.964	32.901	35.058	33.005	122.6	18:09.101
10	B	10:10.239 <b>B</b>	34.721	38.074	8:57.444	20.3	31:29.297	8	A	1:45.400	34.411	36.574	34.415	117.5	19:54.501
11	B	2:08.988	52.083	38.368	38.537	96.0	33:38.285	9	A	1:43.789	33.826	35.971	33.992	119.3	21:38.290
12	B	1:55.945	39.550	40.189	36.206	106.8	35:34.230	10	A	1:43.533	33.725	36.047	33.761	119.6	23:21.823
13	B	1:47.303	34.867	38.065	34.371	115.4	37:21.533	11	A	1:44.395	34.512	35.947	33.936	118.6	25:06.218
14	B	1:45.062	34.263	36.673	34.126	117.8	39:06.595	12	A	6:55.890 <b>B</b>	34.145	1:06.862	5:14.883	29.8	32:02.108
15	B	1:44.512	34.217	36.196	34.099	118.5	40:51.107	13	A	1:58.594	48.122	36.477	33.995	104.4	34:00.702
16	B	1:44.561	34.219	36.407	33.935	118.4	42:35.668	14	B	5:28.627 <b>B</b>	33.614	35.321	4:19.692	37.7	39:29.329
								15	B	2:00.199	50.466	35.933	33.800	103.0	41:29.528
								16	B	1:41.449	33.040	35.486	32.923	122.0	43:10.977
								17	B	<b>1:38.110</b>	<b>31.957</b>	<b>34.094</b>	<b>32.059</b>	126.2	44:49.087
								18	B	2:32.384	37.274	39.090	1:16.020	81.2	47:21.471
<b>4</b>	<b>Stéphane SARRAZIN</b>						FRA								
		Venturi Formula E Team			Venturi VM200-FE-01										
1	B	2:47.525	1:33.040	38.032	36.453	73.9	2:47.525	<b>8</b>	<b>Nicolas PROST</b>						
2	B	1:46.681	35.314	36.664	34.703	116.1	4:34.206			Renault e.Dams			Renault Z.E 15		
3	B	1:43.552	33.967	36.028	33.557	119.6	6:17.758	1	B	2:15.486	59.792	39.808	35.886	91.4	2:15.486
4	B	1:43.874	33.678	36.132	34.064	119.2	8:01.632	2	B	1:47.119	35.601	37.184	34.334	115.6	4:02.605
5	B	5:40.100 <b>B</b>	33.730	35.312	4:31.058	36.4	13:41.732	3	B	1:44.216	34.354	36.113	33.749	118.8	5:46.821
6	B	1:57.410	48.014	35.856	33.540	105.4	15:39.142	4	B	1:42.688	33.657	35.722	33.309	120.6	7:29.509
7	B	1:41.426	33.035	35.341	33.050	122.1	17:20.568	5	A	5:11.042 <b>B</b>	33.631	35.855	4:01.556	39.8	12:40.551
8	B	1:40.837	32.954	35.144	<b>32.739</b>	122.8	19:01.405	6	A	2:00.448	49.147	37.388	33.913	102.8	14:40.999
9	B	<b>1:40.684</b>	<b>32.939</b>	<b>34.918</b>	32.827	123.0	20:42.089	7	A	1:43.365	34.319	35.832	33.214	119.8	16:24.364
10	A	4:54.339 <b>B</b>	33.362	35.501	3:45.476	42.1	25:36.428	8	A	1:42.671	33.537	35.919	33.215	120.6	18:07.035
11	A	7:10.810	5:59.446	37.181	34.183	28.7	32:47.238	9	A	1:42.602	33.461	35.691	33.450	120.7	19:49.637
12	A	1:42.582	33.795	35.568	33.219	120.7	34:29.820	10	A	1:42.019	33.414	35.441	33.164	121.4	21:31.656
13	A	1:42.700	33.679	35.625	33.396	120.5	36:12.520	11	A	1:42.496	33.567	35.581	33.348	120.8	23:14.152
14	A	1:42.917	33.713	35.577	33.627	120.3	37:55.437	12	A	1:41.993	33.446	35.457	33.090	121.4	24:56.145
15	A	3:53.121 <b>B</b>	34.500	35.953	2:42.668	53.1	41:48.558	13	B	9:22.821 <b>B</b>	33.427	41.595	8:07.799	22.0	34:18.966
16	A	1:58.639	48.775	36.154	33.710	104.4	43:47.197	14	B	2:56.576	1:46.017	36.858	33.701	70.1	37:15.542
17	A	1:43.221	33.683	35.630	33.908	119.9	45:30.418	15	B	1:40.579	33.267	35.171	32.141	123.1	38:56.121
								16	B	<b>1:37.484</b>	<b>31.854</b>	<b>34.098</b>	<b>31.532</b>	127.0	40:33.605
								17	B	1:43.206	34.779	35.536	32.891	120.0	42:16.811
								18	B	1:40.962	33.106	35.048	32.808	122.6	43:57.773
								19	B	1:40.978	32.919	35.101	32.958	122.6	45:38.751
<b>6</b>	<b>Loïc DUVAL</b>						FRA								
		Dragon Racing			Venturi VM200-FE-01										
1	A	2:19.353	1:04.386	39.188	35.779	88.8	2:19.353								
2	A	1:45.720	35.116	36.541	34.063	117.1	4:05.073								
3	A	1:43.416	34.012	35.774	33.630	119.7	5:48.489								



# FIA Formula E Championship

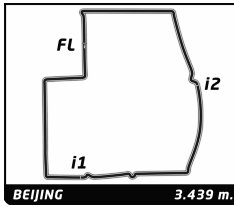
## Round 1 - Beijing ePrix

### Non Qualifying Practice 1

### Analysis

Official Timekeeper TAGHeuer

								<span style="color: green;">■</span> Personal Best <span style="color: purple;">■</span> Session Best <span style="color: blue;">■</span> Crossing the finish line in pit lane							
Lap	C	Time	Sector 1	Sector 2	Sector 3	Kph	Elapsed	Lap	Time	Sector 1	Sector 2	Sector 3	Kph	Elapsed	
<b>9 Sébastien BUEMI</b> <span style="float: right;">CHE</span>															
Renault e.Dams				Renault Z.E 15											
1	A	2:13.371	58.187	39.291	35.893	92.8	2:13.371	14	B	1:43.854	33.978	36.075	33.801	119.2	42:30.292
2	A	1:46.572	35.359	36.762	34.451	116.2	3:59.943	15	B	1:43.248	33.944	35.751	33.553	119.9	44:13.540
3	A	1:43.945	34.175	36.063	33.707	119.1	5:43.888	16	B	1:42.590	33.472	35.610	33.508	120.7	45:56.130
4	A	1:42.559	33.579	35.558	33.422	120.7	7:26.447								
5	B	6:38.445	33.523	35.548	5:29.374	31.1	14:04.892								
6	B	2:02.330	50.455	37.194	34.681	101.2	16:07.222								
7	B	1:43.025	33.811	35.775	33.439	120.2	17:50.247								
8	B	1:42.350	33.430	35.540	33.380	121.0	19:32.597								
9	B	1:42.157	33.298	35.501	33.358	121.2	21:14.754								
10	B	1:41.321	33.148	34.953	33.220	122.2	22:56.075								
11	B	1:42.052	33.287	35.348	33.417	121.3	24:38.127								
12	B	6:29.067	33.500	40.528	5:15.039	31.8	31:07.194								
13	B	1:59.096	48.618	36.381	34.097	104.0	33:06.290								
14	A	4:02.613	33.176	35.545	2:53.892	51.0	37:08.903								
15	A	2:13.703	53.614	41.816	38.273	92.6	39:22.606								
16	A	1:43.954	35.031	36.081	32.842	119.1	41:06.560								
17	A	1:36.991	31.836	33.615	31.540	127.6	42:43.551								
18	A	1:43.548	34.411	35.850	33.287	119.6	44:27.099								
19	A	1:42.214	33.390	35.659	33.165	121.1	46:09.313								
<b>11 Lucas DI GRASSI</b> <span style="float: right;">BRA</span>															
ABT Schaeffler Audi Sport				ABT Schaeffler FE01											
1	B	2:33.601	1:06.363	40.662	46.576	80.6	2:33.601								
2	A	7:03.552	49.426	48.484	5:25.642	29.2	9:37.153								
3	A	2:09.196	52.824	36.884	39.488	95.8	11:46.349								
4	A	1:45.226	34.467	36.765	33.994	117.7	13:31.575								
5	A	1:43.465	33.798	36.036	33.631	119.7	15:15.040								
6	A	1:42.904	33.615	35.734	33.555	120.3	16:57.944								
7	A	1:42.547	33.530	35.717	33.300	120.7	18:40.491								
8	A	1:42.358	33.346	35.734	33.278	121.0	20:22.849								
9	A	1:42.554	33.449	35.517	33.588	120.7	22:05.403								
10	A	1:42.199	33.485	35.570	33.144	121.1	23:47.602								
11	A	1:42.600	33.352	35.969	33.279	120.7	25:30.202								
12	B	9:54.165	33.949	44.913	8:35.303	20.8	35:24.367								
13	B	2:35.586	51.397	49.543	54.646	79.6	37:59.953								
14	B	5:55.705	47.472	59.586	4:08.647	34.8	43:55.658								
15	B	1:57.625	48.903	35.540	33.182	105.3	45:53.283								
<b>12 Jacques VILLENEUVE</b> <span style="float: right;">CAN</span>															
Venturi Formula E Team				Venturi VM200-FE-01											
1	A	3:19.147	1:55.018	44.741	39.388	62.2	3:19.147								
2	A	2:00.681	42.398	42.045	36.238	102.6	5:19.828								
3	A	1:45.963	34.648	36.795	34.520	116.8	7:05.791								
4	A	7:19.625	34.132	36.458	6:09.035	28.2	14:25.416								
5	B	6:04.599	51.734	48.094	4:24.771	34.0	20:30.015								
6	B	2:36.263	57.986	51.159	47.118	79.2	23:06.278								
7	B	1:53.590	37.957	37.989	37.644	109.0	24:59.868								
8	B	6:34.122	35.594	40.361	5:18.167	31.4	31:33.990								
9	B	2:06.403	52.289	37.999	36.115	97.9	33:40.393								
10	B	1:46.936	35.333	36.780	34.823	115.8	35:27.329								
11	B	1:46.320	34.269	35.660	36.391	116.4	37:13.649								
12	B	1:48.935	34.253	37.841	36.841	113.6	39:02.584								
13	B	1:43.854	34.094	36.072	33.688	119.2	40:46.438								
<b>21 Bruno SENNA</b> <span style="float: right;">BRA</span>															
Mahindra Racing Formula E Team				Mahindra M2ELECTRO											
1	A	2:56.842	1:41.384	39.405	36.053	70.0	2:56.842								
2	A	1:47.829	35.044	37.746	35.039	114.8	4:44.671								
3	A	1:45.968	34.704	36.660	34.604	116.8	6:30.639								
4	A	2:09.276	58.225	37.024	34.027	95.8	8:39.915								
5	A	1:46.941	34.109	38.537	34.295	115.8	10:26.856								
6	A	1:45.601	34.028	37.221	34.352	117.2	12:12.457								
7	A	1:44.749	33.980	36.705	34.064	118.2	13:57.206								
8	A	1:44.264	34.004	36.412	33.848	118.7	15:41.470								
9	A	1:44.363	33.917	36.469	33.977	118.6	17:25.833								
10	A	1:43.799	33.770	36.191	33.838	119.3	19:09.632								
11	A	1:43.444	33.825	36.035	33.584	119.7	20:53.076								
12	B	10:37.439	33.667	35.708	9:28.064	19.4	31:30.515								
13	B	2:06.888	52.231	36.566	38.091	97.6	33:37.403								
14	B	1:43.545	33.869	35.947	33.729	119.6	35:20.948								
15	B	1:41.881	33.126	35.449	33.306	121.5	37:02.829								
16	B	1:41.212	32.824	35.200	33.188	122.3	38:44.041								
17	B	1:45.980	33.028	35.246	37.706	116.8	40:30.021								
18	B	2:11.909	43.037	44.101	44.771	93.9	42:41.930								
19	B	1:53.045	34.595	41.399	37.051	109.5	44:34.975								
20	B	1:50.134	33.102	35.361	41.671	112.4	46:25.109								
<b>23 Nick HEIDFELD</b> <span style="float: right;">DEU</span>															
Mahindra Racing Formula E Team				Mahindra M2ELECTRO											
1	A	2:55.966	1:38.355	39.770	37.841	70.4	2:55.966								
2	A	1:44.795	34.091	36.756	33.948	118.1	4:40.761								
3	A	1:43.032	33.887	35.700	33.445	120.2	6:23.793								
4	A	1:44.053	34.271	36.282	33.500	119.0	8:07.846								
5	A	1:44.137	34.264	36.272	33.601	118.9	9:51.983								
6	A	1:43.593	33.703	36.527	33.363	119.5	11:35.576								
7	A	1:46.791	36.553	36.960	33.278	115.9	13:22.367								
8	A	1:43.332	33.670	36.251	33.411	119.8	15:05.699								
9	A	1:42.896	33.599	35.991	33.306	120.3	16:48.595								
10	A	1:42.844	33.459	36.151	33.234	120.4	18:31.439								
11	A	1:42.859	33.451	36.062	33.346	120.4	20:14.298								
12	B	11:13.237	36.319	39.725	9:57.193	18.4	31:27.535								
13	B	2:08.788	53.123	37.631	38.034	96.1	33:36.323								
14	B	1:44.619	33.980	36.258	34.381	118.3	35:20.942								
15	B	1:44.478	34.701	36.255	33.522	118.5	37:05.420								
16	B	1:43.642	33.735	36.301	33.606	119.5	38:49.062								
17	B	1:43.060	33.447	36.274	33.339	120.1	40:32.122								
18	B	1:41.157	32.863	35.024	33.270	122.4	42:13.279								
19	B	1:40.636	32.869	34.965	32.802	123.0	43:53.915								
20	B	1:43.694	32.784	37.643	33.267	119.4	45:37.609								
<b>25 Jean-Eric VERGNE</b> <span style="float: right;">FRA</span>															
DS Virgin Racing Formula E Team				Virgin Racing Engineering DSV-01											
1	A	2:41.712	1:20.830	43.077	37.805	76.6	2:41.712								
2	A	1:46.754	35.213	36.958	34.583	116.0	4:28.466								
3	A	1:45.496	34.409	36.587	34.500	117.4	6:13.962								
4	A	1:47.152	34.258	38.560	34.334	115.5	8:01.114								



# FIA Formula E Championship

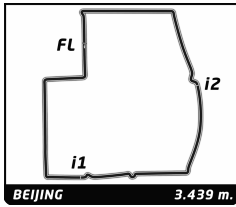
## Round 1 - Beijing ePrix

### Non Qualifying Practice 1

### Analysis

Official Timekeeper TAGHeuer

Lap	C	Time	Sector 1	Sector 2	Sector 3	Kph	Elapsed	Lap	Time	Sector 1	Sector 2	Sector 3	Kph	Elapsed	
<b>27</b> <b>Robin FRUJNS</b> NED															
Andretti Formula E Race Team SRT01-e															
1	A	2:46.984	1:29.001	39.224	38.759	74.1	2:46.984	1	B	3:28.657	2:13.276	40.037	35.344	59.3	3:28.657
2	A	1:49.798	37.196	37.266	35.336	112.8	4:36.782	2	B	1:44.820	34.170	36.661	33.989	118.1	5:13.477
3	A	1:42.707	33.826	35.613	33.268	120.5	6:19.489	3	B	1:43.369	33.611	36.173	33.585	119.8	6:56.846
4	A	1:43.626	33.370	35.965	34.291	119.5	8:03.115	4	B	1:44.630	33.526	37.363	33.741	118.3	8:41.476
5	A	1:44.514	33.788	35.910	34.816	118.5	9:47.629	5	A	8:26.467 B	33.241	36.005	7:17.221	24.4	17:07.943
6	A	1:44.122	33.949	36.780	33.393	118.9	11:31.751	6	A	1:59.641	48.827	37.082	33.732	103.5	19:07.584
7	A	1:42.537	33.492	35.792	33.253	120.7	13:14.288	7	A	1:41.579	33.027	35.505	33.047	121.9	20:49.163
8	B	8:24.456 B	33.493	35.773	7:15.190	24.5	21:38.744	8	A	1:41.061	32.939	35.226	32.896	122.5	22:30.224
9	B	2:05.719	50.857	39.328	35.534	98.5	23:44.463	9	A	1:44.410	34.357	36.206	33.847	118.6	24:14.634
10	B	1:56.489	40.665	40.148	35.676	106.3	25:40.952	10	A	7:11.965 B	33.725	36.279	6:01.961	28.7	31:26.599
11	B	5:45.237 B	46.872	45.429	4:12.936	35.9	31:26.189	11	A	2:01.546	49.692	36.322	35.532	101.9	33:28.145
12	B	2:05.621	49.594	35.792	40.235	98.6	33:31.810	12	A	1:42.596	33.273	35.771	33.552	120.7	35:10.741
13	B	1:41.453	33.174	35.315	32.964	122.0	35:13.263	13	A	1:43.388	33.720	36.163	33.505	119.7	36:54.129
14	B	1:41.697	33.508	35.031	33.158	121.7	36:54.960	14	A	1:42.833	33.561	35.967	33.305	120.4	38:36.962
15	B	1:42.672	33.861	35.634	33.177	120.6	38:37.632	15	A	1:43.051	33.504	36.068	33.479	120.1	40:20.013
16	B	1:43.706	33.539	35.917	34.250	119.4	40:21.338								
17	B	1:42.170	33.234	35.788	33.148	121.2	42:03.508								
18	B	2:42.040	33.227	35.770	1:33.043	76.4	44:45.548								
19	B	2:42.202	39.329	41.288	1:21.585	76.3	47:27.750								
<b>28</b> <b>Simona DE SILVESTRO</b> CHE															
Andretti Formula E Race Team SRT01-e															
1	A	3:11.150	1:47.602	41.980	41.568	64.8	3:11.150								
2	A	1:47.387	35.353	37.056	34.978	115.3	4:58.537								
3	A	1:44.107	34.651	35.693	33.763	118.9	6:42.644								
4	A	1:42.946	34.368	35.316	33.262	120.3	8:25.590								
5	A	1:44.329	34.062	36.331	33.936	118.7	10:09.919								
6	A	1:44.077	33.917	36.465	33.695	119.0	11:53.996								
7	A	1:43.239	33.781	35.879	33.579	119.9	13:37.235								
8	A	1:44.661	34.057	36.559	34.045	118.3	15:21.896								
9	A	1:43.944	33.994	36.494	33.456	119.1	17:05.840								
10	A	1:43.100	33.739	35.908	33.453	120.1	18:48.940								
11	A	1:41.551	33.113	35.172	33.266	121.9	20:30.491								
12	B	10:54.182 B	38.039	38.894	9:37.249	18.9	31:24.673								
13	B	1:59.770	49.412	36.744	33.614	103.4	33:24.443								
14	B	1:44.008	34.236	36.137	33.635	119.0	35:08.451								
15	B	1:44.520	35.244	36.012	33.264	118.5	36:52.971								
16	B	1:41.740	33.299	35.552	32.889	121.7	38:34.711								
17	B	1:41.589	33.068	35.214	33.307	121.9	40:16.300								
18	B	1:42.616	33.460	35.138	34.018	120.6	41:58.916								
19	B	1:42.157	33.356	35.817	32.984	121.2	43:41.073								
20	B	1:42.915	33.361	35.491	34.063	120.3	45:23.988								
<b>55</b> <b>Antonio Felix DA COSTA</b> PRT															
Team Aguri SRT01-e															
1	B	3:28.657	2:13.276	40.037	35.344	59.3	3:28.657								
2	B	1:44.820	34.170	36.661	33.989	118.1	5:13.477								
3	B	1:43.369	33.611	36.173	33.585	119.8	6:56.846								
4	B	1:44.630	33.526	37.363	33.741	118.3	8:41.476								
5	A	8:26.467 B	33.241	36.005	7:17.221	24.4	17:07.943								
6	A	1:59.641	48.827	37.082	33.732	103.5	19:07.584								
7	A	1:41.579	33.027	35.505	33.047	121.9	20:49.163								
8	A	1:41.061	32.939	35.226	32.896	122.5	22:30.224								
9	A	1:44.410	34.357	36.206	33.847	118.6	24:14.634								
10	A	7:11.965 B	33.725	36.279	6:01.961	28.7	31:26.599								
11	A	2:01.546	49.692	36.322	35.532	101.9	33:28.145								
12	A	1:42.596	33.273	35.771	33.552	120.7	35:10.741								
13	A	1:43.388	33.720	36.163	33.505	119.7	36:54.129								
14	A	1:42.833	33.561	35.967	33.305	120.4	38:36.962								
15	A	1:43.051	33.504	36.068	33.479	120.1	40:20.013								
<b>66</b> <b>Daniel ABT</b> DEU															
ABT Schaeffler Audi Sport ABT Schaeffler FE01															
1	B	6:44.521 B				30.6	6:44.521								
2	B	13:03.124 B	54.159	42.974	...	15.8	19:47.645								
3	A	13:37.298 B	52.816	40.553	...	15.1	33:24.943								
4	A	2:08.469	52.634	38.352	37.483	96.4	35:33.412								
5	A	1:44.698	34.048	36.894	33.756	118.2	37:18.110								
6	A	1:43.231	33.855	35.952	33.424	119.9	39:01.341								
7	A	1:42.743	33.914	35.858	32.971	120.5	40:44.084								
8	A	1:50.245	34.151	41.172	34.922	112.3	42:34.329								
9	A	1:41.529	32.905	35.241	33.383	121.9	44:15.858								
10	A	1:40.946	32.971	35.155	32.820	122.6	45:56.804								
<b>77</b> <b>Nathanaël BERTHON</b> FRA															
Team Aguri SRT01-e															
1	A	2:58.972	1:40.375	41.009	37.588	69.2	2:58.972								
2	A	1:49.651	35.652	38.541	35.458	112.9	4:48.623								
3	A	1:46.674	34.721	37.365	34.588	116.1	6:35.297								
4	A	1:44.512	34.164	36.291	34.057	118.5	8:19.809								
5	A	1:44.255	33.811	36.489	33.955	118.8	10:04.064								
6	A	1:44.238	33.880	36.679	33.679	118.8	11:48.302								
7	A	1:44.699	33.995	36.542	34.162	118.2	13:33.001								
8	B	7:07.437 B	33.997	37.032	5:56.408	29.0	20:40.438								
9	B	2:04.433	49.055	39.657	35.721	99.5	22:44.871								
10	B	1:44.839	34.664	36.284	33.891	118.1	24:29.710								
11	B	13:36.134 B	34.940	49.318	...	15.2	38:05.844								
12	B	2:03.865	51.797	37.600	34.468	100.0	40:09.709								
13	B	1:43.695	33.877	36.155	33.663	119.4	41:53.404								
<b>88</b> <b>Oliver TURVEY</b> GBR															
NEXTEV TCR Formula E Team NEXTEV TCR FormulaE 001															
1	B	4:47.218	3:27.365	42.753	37.100	43.1	4:47.218								
2	B	1:46.835	35.369	37.279	34.187	115.9	6:34.053								
3	B	1:43.959	34.173	35.996	33.790	119.1	8:18.012								
4	B	1:42.225	33.364	35.623	33.238	121.1	10:00.237								
5	B	1:41.458	33.067												



# FIA Formula E Championship

## Round 1 - Beijing ePrix

### Non Qualifying Practice 1

### Analysis

Official Timekeeper 

■ Personal Best   
 ■ Session Best   
 ■ B Crossing the finish line in pit lane

Lap	C	Time	Sector 1	Sector 2	Sector 3	Kph	Elapsed	Lap	Time	Sector 1	Sector 2	Sector 3	Kph	Elapsed
7	B	1:44.767	33.260	36.502	35.005	118.2	15:08.525							
8	B	1:41.423	32.945	35.305	33.173	122.1	16:49.948							
9	A	5:51.562 <b>B</b>	33.779	35.911	4:41.872	35.2	22:41.510							
10	A	2:10.320	57.856	37.884	34.580	95.0	24:51.830							
11	A	6:22.943 <b>B</b>	34.201	43.237	5:05.505	32.3	31:14.773							
12	A	2:01.180	48.688	37.485	35.007	102.2	33:15.953							
13	A	1:42.527	33.141	35.864	33.522	120.8	34:58.480							
14	A	1:43.272	33.263	36.054	33.955	119.9	36:41.752							
15	A	1:41.000	32.967	35.063	<b>32.970</b>	122.6	38:22.752							
16	A	1:43.621	<b>32.899</b>	37.343	33.379	119.5	40:06.373							
17	A	<b>1:40.992</b>	32.921	<b>35.049</b>	33.022	122.6	41:47.365							
18	A	1:43.740	33.094	36.511	34.135	119.3	43:31.105							