

FIA WEC

84^e Edition des 24 Heures du Mans

Qualifying Practice 3

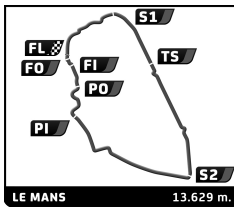
Sector Analysis



Personal Best Session Best B Crossing the finish line in pit lane

Lap	D	Time	Sector 1	Sector 2	Sector 3	T. Spd	Elapsed	Lap	D	Time	Sector 1	Sector 2	Sector 3	T. Spd	Elapsed
1		Porsche Team		Porsche 919 Hybrid											
		1.Timo BERNHARD		3.Brendon HARTLEY		LMP1 - H									
		2.Mark WEBBER													
1	1	4:21.908	56.098	1:34.784	1:51.026	235.2	4:21.908	1	2	5:13.173	1:10.133	1:52.012	2:11.028	200.0	5:13.173
2	1	3:58.828	39.005	1:29.611	1:50.212	256.4	8:20.736	2	2	4:10.127	43.122	1:33.244	1:53.761	247.6	9:23.300
3	1	4:04.913 B	38.791	1:29.049	1:57.073	239.9	12:25.649	3	2	4:05.624 B	40.584	1:29.358	1:55.682	273.9	13:28.924
4	3	1:12:29.183	...	1:36.726	1:55.929	260.0	1:24:54.832	4	2	1:05:43.787	...	1:31.495	1:53.068	281.0	1:19:12.711
5	3	4:11.167 B	39.603	1:31.020	2:00.544	273.9	1:29:05.999	5	2	4:08.726	41.450	1:31.095	1:56.181	301.3	1:23:21.437
6	3	11:31.604 B	7:58.762	1:28.305	2:04.537	279.5	1:40:37.603	6	2	3:56.079	38.555	1:28.658	1:48.866	303.9	1:27:17.516
2		Porsche Team		Porsche 919 Hybrid											
		1.Romain DUMAS		3.Marc LIEB		LMP1 - H									
		2.Neel JANI													
1	3	4:06.610	47.605	1:28.283	1:50.722	272.5	4:06.610	7	2	4:03.370 B	38.798	1:27.353	1:57.219	312.7	1:31:20.886
2	3	3:54.164	38.761	1:27.874	1:47.529	297.2	8:00.774	8	3	5:17.919	1:53.263	1:28.436	1:56.220	274.6	1:36:38.805
3	3	4:00.717 B	37.915	1:28.067	1:54.735	276.0	12:01.491	9	3	3:56.313	38.215	1:26.339	1:51.759	303.0	1:40:35.118
4	1	5:50.166 B	2:00.315	1:34.752	2:15.099	249.8	17:51.657	10	3	3:53.466	37.600	1:26.079	1:49.787	309.1	1:44:28.584
5	1	1:06:51.563 B	...	1:40.647	2:19.937	206.8	1:24:43.220	11	3	3:50.934	37.832	1:26.026	1:47.076	302.2	1:48:19.518
6	2	22:38.000	...	1:30.113	2:01.286	253.3	1:47:21.220	12	3	3:57.888 B	38.271	1:25.925	1:53.692	313.6	1:52:17.406
7	2	4:08.649 B	39.738	1:28.437	2:00.474	278.8	1:51:29.869	13	3	4:36.770	1:21.512	1:26.037	1:49.221	310.0	1:56:54.176
								14	3	3:55.207 B	37.574	1:24.829	1:52.804	319.1	2:00:49.383
7		Audi Sport Team Joest		Audi R18											
		1.Marcel FÄSSLER		3.Benoît TRÉLUIER		LMP1 - H									
		2.André LOTTERER													
1	2	4:18.287	50.168	1:34.639	1:53.480	230.7	4:18.287	1	2	4:18.287	50.168	1:34.639	1:53.480	230.7	4:18.287
2	2	3:56.790	40.289	1:29.130	1:47.371	247.6	8:15.077	2	2	3:56.790	40.289	1:29.130	1:47.371	247.6	8:15.077
3	2	3:56.727	40.488	1:28.621	1:47.618	271.8	12:11.804	3	2	3:56.727	40.488	1:28.621	1:47.618	271.8	12:11.804
4	2	4:23.282 B	42.777	1:30.845	2:09.660	254.5	16:35.086	4	2	4:23.282 B	42.777	1:30.845	2:09.660	254.5	16:35.086
5	2	1:05:00.972	...	1:33.007	1:53.193	278.8	1:21:36.058	5	2	1:05:00.972	...	1:33.007	1:53.193	278.8	1:21:36.058
6	2	3:57.945	38.061	1:29.045	1:50.839	277.4	1:25:34.003	6	2	3:57.945	38.061	1:29.045	1:50.839	277.4	1:25:34.003
7	2	3:55.502	38.180	1:28.748	1:48.574	274.6	1:29:29.505	7	2	3:55.502	38.180	1:28.748	1:48.574	274.6	1:29:29.505
8	2	3:51.632	37.078	1:27.664	1:46.890	287.7	1:33:21.137	8	2	3:51.632	37.078	1:27.664	1:46.890	287.7	1:33:21.137
9	2	3:54.839	37.074	1:29.229	1:48.536	297.2	1:37:15.976	9	2	3:54.839	37.074	1:29.229	1:48.536	297.2	1:37:15.976
10	2	4:00.609 B	36.940	1:26.267	1:57.402	296.4	1:41:16.585	10	2	4:00.609 B	36.940	1:26.267	1:57.402	296.4	1:41:16.585
8		Audi Sport Team Joest		Audi R18											
		1.Lucas DI GRASSI		3.Oliver JARVIS		LMP1 - H									
		2.Loïc DUVAL													
1	3	6:41.693	3:15.410	1:31.826	1:54.457	263.9	6:41.693	1	3	6:41.693	3:15.410	1:31.826	1:54.457	263.9	6:41.693
2	3	3:57.475	38.576	1:29.097	1:49.802	276.0	10:39.168	2	3	3:57.475	38.576	1:29.097	1:49.802	276.0	10:39.168
3	3	3:58.472	39.966	1:27.095	1:51.411	300.5	14:37.640	3	3	3:58.472	39.966	1:27.095	1:51.411	300.5	14:37.640
4	3	7:14.864 B	1:07.018	2:12.248	3:55.598	151.1	21:52.504	4	3	7:14.864 B	1:07.018	2:12.248	3:55.598	151.1	21:52.504
5	2	1:05:06.393	...	1:32.513	1:57.851	246.4	1:26:58.897	5	2	1:05:06.393	...	1:32.513	1:57.851	246.4	1:26:58.897
6	2	4:04.998	37.582	1:29.785	1:57.631	252.2	1:31:03.895	6	2	4:04.998	37.582	1:29.785	1:57.631	252.2	1:31:03.895
7	2	3:58.125	37.464	1:28.883	1:51.778	246.4	1:35:02.020	7	2	3:58.125	37.464	1:28.883	1:51.778	246.4	1:35:02.020
8	2	4:18.602 B	43.198	1:36.504	1:58.900	220.3	1:39:20.622	8	2	4:18.602 B	43.198	1:36.504	1:58.900	220.3	1:39:20.622
22		SO24 I By Lombard Racing		Ligier JS P2 - Judd											
		1.Vincent CAPILLAIRE		3.Jonathan COLEMAN		LMP2									
		2.Erik MARIS													
1	1	6:40.877	2:41.110	1:47.303	2:12.464	177.6	6:40.877	1	1	6:40.877	2:41.110	1:47.303	2:12.464	177.6	6:40.877
2	1	4:29.210	43.442	1:39.960	2:05.808	263.2	11:10.087	2	1	4:29.210	43.442	1:39.960	2:05.808	263.2	11:10.087
3	1	4:35.454	45.170	1:40.492	2:09.792	267.8	15:45.541	3	1	4:35.454	45.170	1:40.492	2:09.792	267.8	15:45.541
4	1	7:53.343 B	1:01.153	2:10.778	4:41.412	163.4	23:38.884	4	1	7:53.343 B	1:01.153	2:10.778	4:41.412	163.4	23:38.884
5	1	57:24.222 B	...	2:02.315	2:37.740	197.4	1:21:03.106	5	1	57:24.222 B	...	2:02.315	2:37.740	197.4	1:21:03.106
6	2	10:27.814 B	5:23.023	2:13.672	2:51.119	170.9	1:31:30.920	6	2	10:27.814 B	5:23.023	2:13.672	2:51.119	170.9	1:31:30.920
7	2	9:02.841	4:36.308	1:58.222	2:28.311	184.3	1:40:33.761	7	2	9:02.841	4:36.308	1:58.222	2:28.311	184.3	1:40:33.761
8	2	5:02.377	47.331	1:50.656	2:24.390	200.0	1:45:36.138	8	2	5:02.377	47.331	1:50.656	2:24.390	200.0	1:45:36.138
9	2	4:51.681	46.341	1:46.434	2:18.906	228.7	1:50:27.819	9	2	4:51.681	46.341	1:46.434	2:18.906	228.7	1:50:27.819
10	2	4:54.020 B	46.105	1:45.471	2:22.444	228.2	1:55:21.839	10	2	4:54.020 B	46.105	1:45.471	2:22.444	228.2	1:55:21.839
23		Panis Barthez Competition		Ligier JS P2 - Nissan											
		1.Fabien BARTHEZ		3.Timothé BURET		LMP2									
		2.Paul Loup CHATIN													
1	1	1:28:03.658 B	...	2:01.721	2:32.600	174.5	1:28:03.658	1	1	1:28:03.658 B	...	2:01.721	2:32.600	174.5	1:28:03.658





FIA WEC

84^e Edition des 24 Heures du Mans

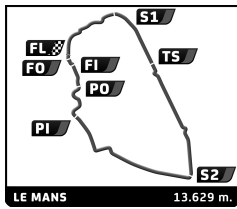
Qualifying Practice 3

Sector Analysis



Personal Best Session Best B Crossing the finish line in pit lane

Lap	D	Time	Sector 1	Sector 2	Sector 3	T. Spd	Elapsed	Lap	D	Time	Sector 1	Sector 2	Sector 3	T. Spd	Elapsed
2	3	4:11.686	40.006	1:35.468	1:56.212	290.8	11:14.587	51	1	9:10.438	5:10.048	1:49.939	2:10.451	193.2	9:10.438
3	3	4:16.131	41.941	1:36.040	1:58.150	290.8	15:30.718	2	1	4:43.647 B	43.540	1:43.960	2:16.147	204.9	13:54.085
4	3	6:46.683 B	54.175	1:43.671	4:08.837	221.7	22:17.401	1	1	1:30:49.908	...	2:01.141	2:22.234	175.6	1:30:49.908
5	2	1:08:00.272	...	1:46.421	2:10.853	238.8	1:30:17.673	2	1	4:48.135	45.190	1:46.145	2:16.800	228.2	1:35:38.043
6	2	4:38.242	45.999	1:41.891	2:10.352	252.2	1:34:55.915	3	1	5:07.216 B	45.582	1:44.103	2:37.531	247.6	1:40:45.259
7	2	4:39.835 B	44.394	1:39.907	2:15.534	249.3	1:39:35.750	4	3	6:34.848	2:42.978	1:42.865	2:09.005	237.8	1:47:20.107
8	1	7:58.846	3:57.043	1:41.529	2:20.274	290.0	1:47:34.596	5	3	4:36.723	45.143	1:45.100	2:06.480	204.5	1:51:56.830
9	1	4:35.992	44.295	1:40.584	2:11.113	291.6	1:52:10.588	6	3	4:44.003 B	44.011	1:43.399	2:16.593	219.9	1:56:40.833
10	1	4:42.524 B	43.924	1:41.646	2:16.954	288.5	1:56:53.112	1	1	1:30:49.908	...	2:01.141	2:22.234	175.6	1:30:49.908
11	1	4:42.524 B	43.924	1:41.646	2:16.954	288.5	1:56:53.112	2	1	4:48.135	45.190	1:46.145	2:16.800	228.2	1:35:38.043
12	1	4:42.524 B	43.924	1:41.646	2:16.954	288.5	1:56:53.112	3	1	5:07.216 B	45.582	1:44.103	2:37.531	247.6	1:40:45.259
13	1	4:42.524 B	43.924	1:41.646	2:16.954	288.5	1:56:53.112	4	3	6:34.848	2:42.978	1:42.865	2:09.005	237.8	1:47:20.107
14	1	4:42.524 B	43.924	1:41.646	2:16.954	288.5	1:56:53.112	5	3	4:36.723	45.143	1:45.100	2:06.480	204.5	1:51:56.830
15	1	4:42.524 B	43.924	1:41.646	2:16.954	288.5	1:56:53.112	6	3	4:44.003 B	44.011	1:43.399	2:16.593	219.9	1:56:40.833
16	1	4:42.524 B	43.924	1:41.646	2:16.954	288.5	1:56:53.112	1	2	5:30.229 B	1:05.062	2:04.184	2:20.983	196.0	5:30.229
17	1	4:42.524 B	43.924	1:41.646	2:16.954	288.5	1:56:53.112	2	2	7:19.942	3:25.978	1:45.181	2:08.783	220.3	12:50.171
18	1	4:42.524 B	43.924	1:41.646	2:16.954	288.5	1:56:53.112	3	2	4:58.761 B	48.614	1:45.551	2:24.596	195.3	17:48.932
19	1	4:42.524 B	43.924	1:41.646	2:16.954	288.5	1:56:53.112	4	2	1:12:57.846	...	1:49.307	2:17.422	184.3	1:30:46.778
20	1	4:42.524 B	43.924	1:41.646	2:16.954	288.5	1:56:53.112	5	2	4:49.659 B	46.738	1:45.448	2:17.473	218.1	1:35:36.437
21	1	4:42.524 B	43.924	1:41.646	2:16.954	288.5	1:56:53.112	6	2	5:13.380	1:19.849	1:42.788	2:10.743	208.8	1:40:49.817
22	1	4:42.524 B	43.924	1:41.646	2:16.954	288.5	1:56:53.112	7	2	4:33.533	43.797	1:41.649	2:08.087	239.3	1:45:23.350
23	1	4:42.524 B	43.924	1:41.646	2:16.954	288.5	1:56:53.112	8	2	4:44.182 B	43.314	1:41.660	2:19.208	225.8	1:50:07.532
24	1	4:42.524 B	43.924	1:41.646	2:16.954	288.5	1:56:53.112	9	2	5:30.581	1:44.362	1:40.747	2:05.472	233.1	1:55:38.113
25	1	4:42.524 B	43.924	1:41.646	2:16.954	288.5	1:56:53.112	10	2	4:35.550 B	43.053	1:41.276	2:11.221	213.8	2:00:13.663
26	1	4:42.524 B	43.924	1:41.646	2:16.954	288.5	1:56:53.112	1	2	5:09.266 B	1:04.561	1:47.008	2:17.697	224.0	5:09.266
27	1	4:42.524 B	43.924	1:41.646	2:16.954	288.5	1:56:53.112	2	2	12:01.184	8:01.301	1:42.280	2:17.603	249.3	17:10.450
28	1	4:42.524 B	43.924	1:41.646	2:16.954	288.5	1:56:53.112	3	2	10:46.003 B	1:33.872	4:28.952	4:43.179	75.0	27:56.453
29	1	4:42.524 B	43.924	1:41.646	2:16.954	288.5	1:56:53.112	4	2	1:07:02.748	...	1:45.969	2:17.958	213.0	1:34:59.201
30	1	4:42.524 B	43.924	1:41.646	2:16.954	288.5	1:56:53.112	5	2	4:38.419	46.408	1:42.979	2:09.032	240.9	1:39:37.620
31	1	4:42.524 B	43.924	1:41.646	2:16.954	288.5	1:56:53.112	6	2	4:32.955	43.650	1:42.383	2:06.922	250.4	1:44:10.575
32	1	4:42.524 B	43.924	1:41.646	2:16.954	288.5	1:56:53.112	7	2	4:28.620	43.485	1:41.276	2:03.859	251.0	1:48:39.195
33	1	4:42.524 B	43.924	1:41.646	2:16.954	288.5	1:56:53.112	8	2	4:27.219	43.208	1:40.663	2:03.348	258.8	1:53:06.414
34	1	4:42.524 B	43.924	1:41.646	2:16.954	288.5	1:56:53.112	9	2	4:26.435	43.167	1:40.292	2:02.976	257.0	1:57:32.849
35	1	4:42.524 B	43.924	1:41.646	2:16.954	288.5	1:56:53.112	10	2	4:25.994	43.016	1:40.022	2:02.956	267.1	2:01:58.843
36	1	4:42.524 B	43.924	1:41.646	2:16.954	288.5	1:56:53.112	1	3	5:10.046	1:08.757	1:51.311	2:09.978	177.3	5:10.046
37	1	4:42.524 B	43.924	1:41.646	2:16.954	288.5	1:56:53.112	2	3	4:36.336 B	43.874	1:42.410	2:10.052	233.1	9:46.382
38	1	4:42.524 B	43.924	1:41.646	2:16.954	288.5	1:56:53.112	3	3	1:17:13.758	...	1:44.849	2:08.460	208.0	1:27:00.140
39	1	4:42.524 B	43.924	1:41.646	2:16.954	288.5	1:56:53.112	4	3	4:28.952	43.175	1:41.063	2:04.714	245.3	1:31:29.092
40	1	4:42.524 B	43.924	1:41.646	2:16.954	288.5	1:56:53.112	5	3	4:25.967	42.665	1:39.537	2:03.765	265.1	1:35:55.059
41	1	4:42.524 B	43.924	1:41.646	2:16.954	288.5	1:56:53.112	6	3	4:31.471 B	42.379	1:39.584	2:09.508	263.2	1:40:26.530
42	1	4:42.524 B	43.924	1:41.646	2:16.954	288.5	1:56:53.112	7	3	6:24.480	2:41.771	1:40.263	2:02.446	265.1	1:46:51.010
43	1	4:42.524 B	43.924	1:41.646	2:16.954	288.5	1:56:53.112	8	3	4:23.080	42.276	1:39.133	2:01.671	272.5	1:51:14.090
44	1	4:42.524 B	43.924	1:41.646	2:16.954	288.5	1:56:53.112	9	3	4:32.283 B	42.178	1:39.591	2:10.514	267.1	1:55:46.373
45	1	4:42.524 B	43.924	1:41.646	2:16.954	288.5	1:56:53.112	1	3	5:10.046	1:08.757	1:51.311	2:09.978	177.3	5:10.046
46	1	4:42.524 B	43.924	1:41.646	2:16.954	288.5	1:56:53.112	2	3	4:36.336 B	43.874	1:42.410	2:10.052	233.1	9:46.382
47	1	4:42.524 B	43.924	1:41.646	2:16.954	288.5	1:56:53.112	3	3	1:17:13.758	...	1:44.849	2:08.460	208.0	1:27:00.140
48	1	4:42.524 B	43.924	1:41.646	2:16.954	288.5	1:56:53.112	4	3	4:28.952	43.175	1:41.063	2:04.714	245.3	1:31:29.092
49	1	4:42.524 B	43.924	1:41.646	2:16.954	288.5	1:56:53.112	5	3	4:25.967	42.665	1:39.537	2:03.765	265.1	1:35:55.059
50	1	4:42.524 B	43.924	1:41.646	2:16.954	288.5	1:56:53.112	6	3	4:31.471 B	42.379	1:39.584	2:09.508	263.2	1:40:26.530
51	1	4:42.524 B	43.924	1:41.646	2:16.954	288.5	1:56:53.112	7	3	6:24.480	2:41.771	1:40.263	2:02.446	265.1	1:46:51.010
52	1	4:42.524 B	43.924	1:41.646	2:16.954	288.5	1:56:53.112	8	3	4:23.080	42.276	1:39.133	2:01.671	272.5	1:51:14.090
53	1	4:42.524 B	43.924	1:41.646	2:16.954	288.5	1:56:53.112	9	3	4:32.283 B	42.178	1:39.591	2:10.514	267.1	1:55:46.373
54	1	4:42.524 B	43.924	1:41.646	2:16.954	288.5	1:56:53.112	1	3	5:10.046	1:08.757	1:51.311	2:09.978	177.3	5:10.046
55	1	4:42.524 B	43.924	1:41.646	2:16.954	288.5	1:56:53.112	2	3	4:36.336 B	43.874	1:42.410	2:10.052	233.1	9:46.382
56	1	4:42.524 B	43.924	1:41.646	2:16.954	288.5	1:56:53.112	3	3	1:17:13.758	...	1:44.849	2:08.460	208.0	1:27:00.140
57	1	4:42.524 B	43.924	1:41.646	2:16.954	288.5	1:56:53.112	4	3	4:28.952	43.175	1:41.063	2:04.714	245.3	1:31:29.092
58	1	4:42.524 B	43.924	1:41.646	2:16.954	288.5	1:56:53.112	5	3	4:25.967	42.665	1:39.537	2:03.765	265.1	1:35:55.059
59	1	4:42.524 B	43.924	1:41.646	2:16.954	288.5	1:56:53.112	6	3	4:31.471 B	42.379	1:39.584	2:09.508	263.2	1:40:26.530
60	1	4:42.524 B	43.924	1:41.646	2:16.954	288.5	1:56:53.112	7	3	6:24.480	2:41.771	1:40.263	2:02.446	265.1	1:46:51.010
61	1	4:42.524 B	43.924	1:41.646	2:16.954	288.5	1:56:53.112	8	3	4:23.080	42.276	1:39.133	2:01.671	272.5	1:51:14.090
62	1	4:42.524 B	43.924	1:41.646	2:16.954	288.5	1:56:53.112	9	3	4:32.283 B	42.178	1:39.591	2:10.514	267.1	1:55:46.373
63	1	4:42.524 B	43.924	1:41.646	2:16.954	288.5	1:56:53.112	1	3	5:10.046	1:08.757	1:51.311	2:09.978	177.3	5:10.046
64	1</														



FIA WEC

84° Edition des 24 Heures du Mans

Qualifying Practice 3

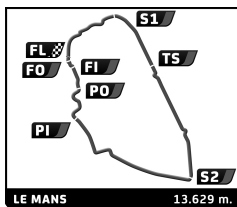
Sector Analysis



■ Personal Best ■ Session Best ■ Crossing the finish line in pit lane

Lap	D	Time	Sector 1	Sector 2	Sector 3	T. Spd	Elapsed	Lap	D	Time	Sector 1	Sector 2	Sector 3	T. Spd	Elapsed
66 Ford Chip Ganassi Team UK Ford GT								1.Khaled AL QUBAIS 3.Patrick LONG Porsche 911 RSR							
1.Olivier PLA LMGTE Pro								2.David HEINEMEIER HANSSON LMGTE Am							
2.Stefan MÜCKE															
1	2	1:34:22.699	...	1:45.567	2:12.246	226.3	1:34:22.699	1	3	5:28.809	1:18.760	1:55.252	2:14.797	162.4	5:28.809
2	2	4:35.670 B	43.198	1:40.998	2:11.474	253.3	1:38:58.369	2	3	4:45.618 B	44.460	1:45.202	2:15.956	217.2	10:14.427
3	2	9:16.900	5:30.393	1:40.412	2:06.095	257.6	1:48:15.269	3	3	1:27:09.017	...	1:43.999	2:09.558	217.7	1:37:23.444
4	2	4:29.139 B	42.230	1:38.253	2:08.656	271.8	1:52:44.408	4	3	4:29.868	43.323	1:41.528	2:05.017	236.7	1:41:53.312
67 Ford Chip Ganassi Team UK Ford GT								3.Patrick LONG Porsche 911 RSR							
1.Marino FRANCHITTI LMGTE Pro								2.David HEINEMEIER HANSSON LMGTE Am							
2.Andy PRIAULX															
1	3	21:36.674 B	...	2:21.729	3:48.648	148.2	21:36.674	5	2	4:49.039	46.291	1:48.950	2:13.798	230.7	1:29:31.865
2	3	1:03:45.943	...	1:54.411	2:18.588	189.8	1:25:22.617	6	2	4:36.666	44.761	1:43.117	2:08.788	249.8	1:34:08.531
3	3	4:43.500	45.858	1:46.033	2:11.609	219.9	1:30:06.117	7	2	4:33.443	44.093	1:42.167	2:07.183	273.2	1:38:41.974
4	3	4:41.529 B	44.735	1:42.392	2:14.402	235.2	1:34:47.646	8	2	4:37.205 B	43.996	1:41.706	2:11.503	281.0	1:43:19.179
5	3	5:22.688 B	1:20.445	1:46.782	2:15.461	225.8	1:40:10.334	9	1	8:57.408	4:41.236	1:53.403	2:22.769	206.1	1:52:16.587
68 Ford Chip Ganassi Team USA Ford GT								3.Patrick LONG Porsche 911 RSR							
1.Joey HAND LMGTE Pro								2.David HEINEMEIER HANSSON LMGTE Am							
2.Dirk MÜLLER															
1	3	9:52.920	6:05.460	1:39.393	2:08.067	225.8	9:52.920	10	1	4:46.118	46.509	1:44.025	2:15.584	235.2	1:57:02.705
2	3	4:24.174	42.207	1:38.463	2:03.504	262.6	14:17.094	11	1	4:35.606	45.462	1:42.542	2:07.602	257.0	2:01:38.311
3	3	5:17.101 B	51.483	1:48.489	2:37.129	237.2	19:34.195								
4	3	1:05:59.158	...	1:41.417	2:02.496	215.1	1:25:33.353								
5	3	4:33.856 B	42.765	1:41.543	2:09.548	187.5	1:30:07.209								
6	3	9:29.544 B	5:34.671	1:40.714	2:14.159	235.7	1:39:36.753								
7	3	13:00.023 B	9:16.150	1:38.060	2:05.813	282.5	1:52:36.776								
69 Ford Chip Ganassi Team USA Ford GT								3.Nick TANDY Porsche 911 RSR (2016)							
1.Ryan BRISCOE LMGTE Pro								2.Kevin ESTRE LMGTE Pro							
2.Richard WESTBROOK															
1	2	9:19.550	5:22.843	1:47.388	2:09.319	203.7	9:19.550	1	1	5:07.159	1:11.880	1:50.368	2:04.911	182.1	5:07.159
2	2	4:41.142 B	43.674	1:40.699	2:16.769	226.8	14:00.692	2	1	4:31.882 B	42.265	1:38.633	2:10.984	275.3	9:39.041
								3	3	8:11.535 B	4:01.519	1:45.028	2:24.988	202.2	17:50.576
82 Risi Competizione Ferrari 488 GTE								3.Jörg BERGMEISTER Porsche 911 RSR (2016)							
1.Giancarlo FISICHELLA LMGTE Pro								2.Earl BAMBER LMGTE Pro							
2.Toni VILANDER															
1	3	6:24.035	2:31.336	1:47.046	2:05.653	221.2	6:24.035	1	1	5:55.233	2:09.196	1:41.868	2:04.169	251.0	5:55.233
2	3	4:27.774	43.035	1:41.747	2:02.992	250.4	10:51.809	2	1	4:22.135	41.681	1:39.089	2:01.365	276.7	10:17.368
3	3	4:26.429	43.558	1:40.084	2:02.787	250.4	15:18.238	3	1	4:32.751 B	43.484	1:39.965	2:09.302	267.8	14:50.119
4	3	7:55.537 B	1:06.026	2:10.581	4:38.930	155.2	23:13.775								
5	3	57:55.762 B	...	1:52.639	2:24.630	196.0	1:21:09.537								
6	2	6:51.894	2:31.231	2:01.684	2:18.979	195.6	1:28:01.431								
7	2	4:28.566	43.723	1:41.069	2:03.774	252.2	1:32:29.997								
8	2	4:28.031	42.131	1:41.066	2:04.834	235.2	1:36:58.028								
9	2	4:22.211	41.978	1:38.603	2:01.630	263.9	1:41:20.239								
10	2	4:20.044	41.859	1:37.749	2:00.436	275.3	1:45:40.283								
11	2	4:35.388 B	43.467	1:41.190	2:10.731	221.7	1:50:15.671								
12	1	5:41.828	1:56.306	1:42.647	2:02.875	239.9	1:55:57.499								
13	1	4:29.077 B	41.942	1:38.594	2:08.541	253.3	2:00:26.576								
84 SRT41 By OAK Racing Morgan LMP2 - Nissan								3.Darren TURNER Aston Martin Vantage							
1.Frédéric SAUSSET CDNT								2.Marco SØRENSEN LMGTE Pro							
2.Christophe TINSEAU															
1	2	7:08.671	3:28.971	1:39.125	2:00.575	254.5	7:08.671	1	3	5:46.630 B	1:24.301	1:58.096	2:24.233	152.8	5:46.630
2	2	4:27.994 B	41.484	1:37.033	2:09.477	283.9	11:36.665	2	3	1:29:31.186	...	1:58.876	2:25.972	190.5	1:35:17.816
								3	3	4:38.570	45.419	1:44.009	2:09.142	214.6	1:39:56.386
								4	3	4:45.457 B	44.678	1:42.099	2:18.680	232.1	1:44:41.843
								5	3	10:37.247	6:43.900	1:44.760	2:08.587	245.9	1:55:19.090
								6	3	4:34.298	44.354	1:41.595	2:08.349	251.0	1:59:53.388
								7	3	4:42.176 B	45.209	1:43.033	2:13.934	250.4	2:04:35.564
86 Gulf Racing Porsche 911 RSR								3.Jonathan ADAM Aston Martin Vantage							
1.Michael WAINWRIGHT LMGTE Am								2.Fernando REES LMGTE Pro							
2.Adam CARROLL															
1	1	12:23.869	8:28.969	1:44.715	2:10.185	247.0	12:23.869	1	1	4:54.702 B	45.861	1:43.695	2:25.146	262.6	17:18.571
2	1	4:54.702 B	45.861	1:43.695	2:25.146	262.6	17:18.571	2	1	1:12:58.474	...	1:53.294	2:18.338	213.0	1:30:17.045
3	2	1:12:58.474	...	1:53.294	2:18.338	213.0	1:30:17.045	3	2	4:49.101	46.092	1:49.202	2:13.807	213.0	1:35:06.146
4	2	4:49.101	46.092	1:49.202	2:13.807	213.0	1:35:06.146	4	2	4:40.166	44.849	1:45.907	2:09.410	222.1	1:39:46.312
5	2	4:40.166	44.849	1:45.907	2:09.410	222.1	1:39:46.312	5	2	4:50.136 B	44.534	1:44.028	2:21.574	235.7	1:44:36.448
6	2	4:50.136 B	44.534	1:44.028	2:21.574	235.7	1:44:36.448								





FIA WEC
84^e Edition des 24 Heures du Mans
Qualifying Practice 3

Sector Analysis



■ Personal Best ■ Session Best B Crossing the finish line in pit lane

Lap	D	Time	Sector 1	Sector 2	Sector 3	T. Spd	Elapsed	Lap	D	Time	Sector 1	Sector 2	Sector 3	T. Spd	Elapsed
98		Aston Martin Racing		Aston Martin V8 Vantage											
		1. Paul DALLA LANA		3. Mathias LAUDA		LMGTE Am									
		2. Pedro LAMY													
1	2	1:33:10.831	...	1:49.522	2:13.928	203.0	1:33:10.831								
2	2	4:44.651	46.238	1:46.275	2:12.138	244.2	1:37:55.482								
3	2	4:50.019 B	45.459	1:45.605	2:18.955	233.7	1:42:45.501								
4	1	19:45.546	...	1:45.044	2:14.862	240.9	2:02:31.047								
99		Aston Martin Racing		Aston Martin V8 Vantage											
		1. Andrew HOWARD		3. Gary HIRSCH		LMGTE Am									
		2. Liam GRIFFIN													
1	2	5:59.589	1:21.202	2:08.101	2:30.286	182.1	5:59.589								
2	2	5:12.788	51.314	1:54.562	2:26.912	211.3	11:12.377								
3	2	5:37.885 B	53.861	1:59.354	2:44.670	194.2	16:50.262								

