

FIA WEC

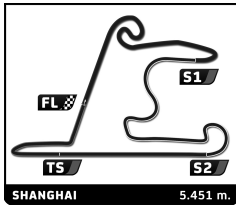
6 Hours of Shanghai

Free Practice 2

Sector Analysis

■ Personal Best
 ■ Session Best
 ■ Crossing the finish line in pit lane

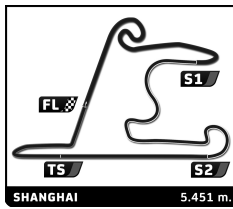
Lap	D	Time	Sector 1	Sector 2	Sector 3	T. Spd	Elapsed	Lap	D	Time	Sector 1	Sector 2	Sector 3	T. Spd	Elapsed
1 Toyota Racing 1. Anthony DAVIDSON 2. Sébastien BUEMI								Toyota TS 040 - Hybrid LMP1 - H							
1	3	2:00.252	46.291	41.236	32.725	299.2	2:00.252	6	3	1:48.112	36.927	39.547	31.638	282.7	12:36.051
2	3	1:48.530	37.533	39.321	31.676	295.1	3:48.782	7	3	1:48.117	37.009	39.392	31.716	287.2	14:24.168
3	3	1:47.903	36.994	39.223	31.686	291.1	5:36.685	8	3	1:48.282	36.900	39.566	31.816	295.1	16:12.450
4	3	1:49.147	36.973	40.114	32.060	302.5	7:25.832	9	3	1:54.447 B	37.328	39.328	37.791	298.3	18:06.897
5	3	1:49.237	37.108	40.212	31.917	294.3	9:15.069	10	3	2:43.306	1:31.916	39.591	31.799	296.7	20:50.203
6	3	1:48.615	37.237	39.529	31.849	300.8	11:03.684	11	3	1:47.736	37.069	38.970	31.697	287.2	22:37.939
7	3	1:51.346	40.024	39.566	31.756	296.7	12:55.030	12	3	1:48.634	38.024	38.971	31.639	284.2	24:26.573
8	3	1:49.261	37.383	40.022	31.856	299.2	14:44.291	13	3	1:48.264	37.173	39.133	31.958	288.8	26:14.837
9	3	1:48.750	37.413	39.491	31.846	293.5	16:33.041	14	3	1:47.716	36.963	39.258	31.495	292.7	28:02.553
10	3	1:49.173	37.186	39.625	32.362	296.7	18:22.214	15	3	1:49.325	37.009	40.567	31.749	288.0	29:51.878
11	3	1:50.327	37.709	40.714	31.904	299.2	20:12.541	16	3	1:48.517	37.112	39.691	31.714	295.1	31:40.395
12	3	1:49.110	37.392	39.673	32.045	297.5	22:01.651	17	3	1:48.371	37.116	39.578	31.677	289.5	33:28.766
13	3	1:48.827	37.393	39.484	31.950	295.1	23:50.478	18	3	1:56.303 B	37.007	39.885	39.411	299.2	35:25.069
14	3	1:49.917	37.691	39.874	32.352	286.5	25:40.395	19	1	2:44.552	1:30.929	41.256	32.367	295.9	38:09.621
15	3	1:49.831	37.999	39.889	31.943	285.7	27:30.226	20	1	1:50.166	37.951	40.028	32.187	289.5	39:59.787
16	3	1:50.294	38.263	40.334	31.697	296.7	29:20.520	21	1	1:48.956	37.475	39.883	31.598	289.5	41:48.743
17	3	1:48.930	37.312	39.807	31.811	300.0	31:09.450	22	1	1:49.059	37.120	39.864	32.075	285.7	43:37.802
18	3	1:48.985	37.598	39.721	31.666	300.8	32:58.435	23	1	1:48.918	37.336	39.608	31.974	288.8	45:26.720
19	3	1:48.801	37.526	39.630	31.645	300.0	34:47.236	24	1	1:49.479	37.362	40.046	32.071	291.1	47:16.199
20	3	1:55.954 B	37.482	39.672	38.800	301.7	36:43.190	25	1	1:49.465	37.691	39.750	32.024	286.5	49:05.664
21	2	2:55.224	1:43.091	40.068	32.065	300.8	39:38.414	26	1	1:50.180	37.784	40.371	32.025	295.9	50:55.844
22	2	1:49.060	37.709	39.633	31.718	299.2	41:27.474	27	1	1:48.524	37.229	39.556	31.739	288.8	52:44.368
23	2	1:48.718	37.295	39.649	31.774	299.2	43:16.192	28	1	1:49.082	37.301	39.795	31.986	279.8	54:33.450
24	2	1:50.004	37.552	39.710	32.742	302.5	45:06.196	29	1	1:50.475	38.017	40.395	32.063	274.1	56:23.925
25	2	1:55.658 B	37.608	39.862	38.188	300.8	47:01.854	30	1	1:49.926	37.447	40.381	32.098	292.7	58:13.851
26	1	3:02.124	1:49.361	40.548	32.215	298.3	50:03.978	31	1	1:49.509	37.723	40.058	31.728	292.7	1:00:03.360
27	1	1:50.367	37.924	40.171	32.272	294.3	51:54.345	32	1	1:57.488 B	37.278	39.865	40.345	298.3	1:02:00.848
28	1	1:50.426	38.042	40.435	31.949	293.5	53:44.771	33	2	2:45.446	1:33.360	40.163	31.923	300.8	1:04:46.294
29	1	1:49.784	37.695	40.203	31.886	300.0	55:34.555	34	2	1:49.301	37.421	40.098	31.782	292.7	1:06:35.595
30	1	1:49.209	37.546	39.887	31.776	299.2	57:23.764	35	2	1:49.368	37.684	39.897	31.787	292.7	1:08:24.963
31	1	1:49.104	37.855	39.484	31.765	299.2	59:12.868	36	2	1:50.709	37.688	41.329	31.692	296.7	1:10:15.672
32	1	1:59.379 B	41.639	39.929	37.811	302.5	1:01:12.247	37	2	1:48.978	37.359	39.811	31.808	302.5	1:12:04.650
33	1	2:46.991	1:35.671	39.463	31.857	302.5	1:03:59.238	38	2	1:48.543	37.209	39.715	31.619	298.3	1:13:53.193
34	1	1:48.188	37.137	39.372	31.679	295.9	1:05:47.426	39	2	1:51.349	37.277	41.772	32.300	301.7	1:15:44.542
35	1	1:49.473	37.523	39.793	32.157	295.9	1:07:36.899	40	2	1:57.527 B	38.255	41.091	38.181	299.2	1:17:42.069
36	1	1:48.990	37.373	39.643	31.974	302.5	1:09:25.889	41	2	3:31.242	2:19.833	39.543	31.866	300.0	1:21:13.311
37	1	1:49.074	37.275	40.057	31.742	303.4	1:11:14.963	42	2	1:50.692	38.274	40.543	31.875	294.3	1:23:04.003
38	1	1:48.914	37.165	40.033	31.716	301.7	1:13:03.877	43	2	1:49.398	37.452	39.971	31.975	292.7	1:24:53.401
39	1	1:54.597 B	37.242	39.664	37.691	301.7	1:14:58.474	44	2	1:50.112	37.013	41.252	31.847	298.3	1:26:43.513
40	2	5:25.035	4:12.863	40.306	31.866	298.3	1:20:23.509	45	2	1:49.242	37.725	39.850	31.667	291.9	1:28:32.755
41	2	1:48.902	37.328	39.793	31.781	300.0	1:22:12.411	46	2	1:48.877	37.102	40.028	31.747	297.5	1:30:21.632
42	2	1:51.202	37.700	41.616	31.886	303.4	1:24:03.613	4 Team Bykolles 1. Simon TRUMMER 2. Pierre KAFFER							
43	2	1:49.101	37.521	39.622	31.958	298.3	1:25:52.714	1	2	2:04.879	48.707	41.656	34.516	285.7	2:04.879
44	2	1:48.232	37.190	39.459	31.583	294.3	1:27:40.946	2	2	1:54.296	39.192	41.041	34.063	283.5	3:59.175
45	2	1:48.412	37.245	39.588	31.579	298.3	1:29:29.358	3	2	1:53.951	39.311	40.998	33.642	282.0	5:53.126
46	2	1:56.300 B	37.090	39.815	39.395	300.8	1:31:25.658	4	2	1:54.183	39.128	41.261	33.794	282.0	7:47.309
								5	2	2:02.540 B	38.883	42.347	41.310	280.5	9:49.849
								6	2	9:35.676	8:19.442	41.777	34.457	284.2	19:25.525
								7	2	1:55.159	39.477	41.532	34.150	284.2	21:20.684
								8	2	1:55.301	39.497	41.095	34.709	283.5	23:15.985
								9	2	2:04.247 B	39.936	41.501	42.810	282.7	25:20.232
								10	1	19:11.393	...	44.848	35.446	276.9	44:31.625
								11	1	1:57.284	40.276	42.510	34.498	279.1	46:28.909
								12	1	1:56.553	39.862	42.368	34.323	280.5	48:25.462
								13	1	1:56.418	39.938	42.039	34.441	281.2	50:21.880



FIA WEC 6 Hours of Shanghai Free Practice 2 Sector Analysis

■ Personal Best
■ Session Best
B Crossing the finish line in pit lane

Lap	D	Time	Sector 1	Sector 2	Sector 3	T. Spd	Elapsed	Lap	D	Time	Sector 1	Sector 2	Sector 3	T. Spd	Elapsed
77 Dempsey - Proton Racing 1. Patrick DEMPSEY 2. Patrick LONG 3. Marco SEEFRIED Porsche 911 RSR LMGTE Am								17	1	2:17.502 B	43.787	47.537	46.178	266.0	39:48.617
18	3	5:14.111		3:49.295	47.058	37.758	265.4	45:02.728							
19	3	2:08.208		43.600	47.030	37.578	265.4	47:10.936							
20	3	2:13.415 B		43.406	46.750	43.259	266.0	49:24.351							
21	3	5:03.922		3:35.881	50.667	37.374	266.7	54:28.273							
22	3	2:08.199		43.500	47.196	37.503	266.0	56:36.472							
23	3	2:07.892		43.528	47.083	37.281	264.7	58:44.364							
24	3	2:07.913		43.435	47.057	37.421	265.4	1:00:52.277							
25	3	2:07.989		43.363	47.316	37.310	266.0	1:03:00.266							
26	3	2:16.552 B		44.646	47.548	44.358	266.7	1:05:16.818							
27	2	3:33.985		2:07.540	48.546	37.899	266.7	1:08:50.803							
28	2	2:19.844 B		45.141	49.717	44.986	266.0	1:11:10.647							
29	2	5:28.081		4:03.600	47.308	37.173	263.4	1:16:38.728							
30	2	2:08.673		44.115	47.197	37.361	264.7	1:18:47.401							
31	2	2:15.148 B		43.791	46.804	44.553	264.1	1:21:02.549							
32	2	2:56.190		1:31.390	47.480	37.320	264.1	1:23:58.739							
33	2	2:08.026		43.923	46.875	37.228	266.0	1:26:06.765							
34	2	2:08.712		43.686	47.602	37.424	265.4	1:28:15.477							
35	2	2:08.033		43.944	46.894	37.195	264.1	1:30:23.510							
88 Abu Dhabi-Proton Racing 1. Christian RIED 2. Khaled AL QUBAIS 3. Klaus BACHLER Porsche 911 RSR LMGTE Am								1	2	2:51.755	1:23.215	49.757	38.783	258.4	2:51.755
2	2	2:10.385		44.273	48.024	38.088	260.9	5:02.140							
3	2	2:10.413		44.485	48.136	37.792	262.1	7:12.553							
4	2	2:18.416 B		44.236	47.883	46.297	261.5	9:30.969							
5	2	3:15.848		1:50.566	47.394	37.888	262.8	12:46.817							
6	2	2:08.221		43.818	46.587	37.816	262.1	14:55.038							
7	2	2:07.807		43.294	47.145	37.368	262.1	17:02.845							
8	2	2:08.506		43.706	47.148	37.652	262.8	19:11.351							
9	2	2:09.353		43.785	47.971	37.597	263.4	21:20.704							
10	2	2:11.631		43.806	48.715	39.110	261.5	23:32.335							
11	2	2:09.558		44.279	47.538	37.741	262.1	25:41.893							
12	2	2:08.137		44.001	46.948	37.188	262.1	27:50.030							
13	2	2:17.886 B		44.352	48.364	45.170	262.8	30:07.916							
14	1	4:10.591		2:38.765	52.882	38.944	258.4	34:18.507							
15	1	2:10.770		44.675	47.958	38.137	262.1	36:29.277							
16	1	2:09.930		44.035	47.737	38.158	262.1	38:39.207							
17	1	2:09.579		44.009	47.758	37.812	262.8	40:48.786							
18	1	2:09.071		44.024	47.381	37.666	262.8	42:57.857							
19	1	2:09.159		44.252	47.287	37.620	262.1	45:07.016							
20	1	2:21.313		43.811	59.814	37.688	262.1	47:28.329							
21	1	2:09.209		44.262	47.429	37.518	262.8	49:37.538							
22	1	2:08.358		43.592	47.246	37.520	262.1	51:45.896							
23	1	2:08.952		43.744	47.690	37.518	263.4	53:54.848							
24	1	2:08.164		43.936	47.014	37.214	263.4	56:03.012							
25	1	2:07.881		43.594	46.970	37.317	262.8	58:10.893							
26	1	2:17.073 B		44.071	48.062	44.940	262.8	1:00:27.966							
27	3	8:59.524		7:33.247	47.914	38.363	259.6	1:09:27.490							
28	3	2:08.353		43.857	47.154	37.342	260.9	1:11:35.843							
29	3	2:09.846		43.693	47.587	38.566	233.3	1:13:45.689							
30	3	2:08.727		43.620	47.341	37.766	262.1	1:15:54.416							
31	3	2:09.090		43.379	47.298	38.413	262.8	1:18:03.506							
32	3	2:14.128 B		43.133	46.875	44.120	261.5	1:20:17.634							
33	3	3:54.743		2:28.851	47.752	38.140	261.5	1:24:12.377							
34	3	2:08.807		43.671	47.745	37.391	263.4	1:26:21.184							
35	3	2:08.549		43.390	46.803	38.356	261.5	1:28:29.733							
83 AF Corse 1. François PERRODO 2. Emmanuel COLLARD 3. Rui AGUAS Ferrari F458 Italia LMGTE Am								1	1	3:09.222	1:42.657	47.490	39.075	262.8	3:09.222
2	1	2:08.330		43.534	47.005	37.791	263.4	5:17.552							
3	1	2:09.006		44.003	47.365	37.638	262.8	7:26.558							
4	1	2:09.545		43.751	47.869	37.925	262.8	9:36.103							
5	1	2:11.502		43.693	47.895	39.914	244.9	11:47.605							
6	1	2:10.483		44.276	48.130	38.077	262.8	13:58.088							
7	1	2:10.262		44.334	48.169	37.759	263.4	16:08.350							
8	1	2:09.404		43.916	47.875	37.613	263.4	18:17.754							
9	1	2:08.996		44.257	47.272	37.467	264.1	20:26.750							
10	1	2:09.279		43.945	47.567	37.767	264.7	22:36.029							
11	1	2:09.755		44.409	47.766	37.580	263.4	24:45.784							
12	1	2:09.123		43.968	47.399	37.756	264.1	26:54.907							
13	1	2:10.161		44.755	47.931	37.475	264.7	29:05.068							
14	1	2:09.497		44.163	47.772	37.562	266.7	31:14.565							
15	1	2:18.004 B		44.948	48.187	44.869	264.1	33:32.569							
16	1	3:58.546		2:32.925	47.771	37.850	265.4	37:31.115							

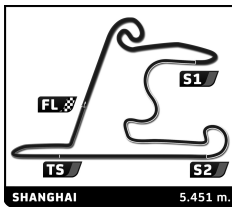


FIA WEC
6 Hours of Shanghai
Free Practice 2

Sector Analysis

■ Personal Best ■ Session Best B Crossing the finish line in pit lane

Lap	D	Time	Sector 1	Sector 2	Sector 3	T. Spd	Elapsed	Lap	D	Time	Sector 1	Sector 2	Sector 3	T. Spd	Elapsed
36	3	2:08.221	43.247	47.352	37.622	261.5	1:30:37.954	15	2	2:04.813	42.558	45.421	36.834	260.2	38:00.146
91 Porsche Team Manthey Porsche 911 RSR 1. Richard LIETZ LMGTE Pro 2. Michael CHRISTENSEN								96 Aston Martin Racing Aston Martin Vantage V8 1. Francesco CASTELLACCI LMGTE Am 2. Liam GRIFFIN 3. Stuart HALL							
1	2	2:58.747	1:26.433	51.117	41.197	188.5	2:58.747	1	1	2:29.347	1:04.353	47.159	37.835	259.0	2:29.347
2	2	2:17.279	47.750	48.701	40.828	183.4	5:16.026	2	1	2:06.815	43.078	46.430	37.307	261.5	4:36.162
3	2	2:15.536	45.125	50.229	40.182	214.7	7:31.562	3	1	2:06.675	42.823	46.492	37.360	262.1	6:42.837
4	2	2:09.588	44.130	47.616	37.842	256.5	9:41.150	4	1	2:15.591	43.064	52.422	40.105	231.8	8:58.428
5	2	2:17.048B	43.589	46.907	46.552	206.9	11:58.198	5	1	2:08.409	43.579	46.958	37.872	260.2	11:06.837
6	2	8:49.825	7:26.806	45.778	37.241	259.0	20:48.023	6	1	2:07.534	43.154	46.706	37.674	259.6	13:14.371
7	2	2:05.795	42.518	45.644	37.633	262.1	22:53.818	7	1	2:10.715	44.868	47.906	37.941	259.0	15:25.086
8	2	2:05.553	42.992	45.531	37.030	260.9	24:59.371	8	1	2:08.712	43.547	47.359	37.806	260.2	17:33.798
9	2	2:05.343	42.955	45.593	36.795	261.5	27:04.714	9	1	2:08.374	43.836	46.855	37.683	260.2	19:42.172
10	2	2:05.194	42.658	45.687	36.849	262.8	29:09.908	10	1	2:07.589	43.160	46.890	37.539	259.6	21:49.761
11	2	2:05.493	42.518	46.155	36.820	263.4	31:15.401	11	1	2:07.391	43.107	46.893	37.391	260.2	23:57.152
12	2	2:05.524	42.606	45.918	37.000	262.8	33:20.925	12	1	2:15.498B	43.346	47.438	44.714	259.0	26:12.650
13	2	2:06.166	42.657	46.447	37.062	262.8	35:27.091	13	2	3:54.014	2:22.966	51.352	39.696	257.1	30:06.664
14	2	2:12.425B	42.789	45.857	43.779	262.8	37:39.516	14	2	2:11.588	45.541	47.818	38.229	258.4	32:18.252
15	1	4:47.783	3:23.379	46.925	37.479	261.5	42:27.299	15	2	2:10.243	44.450	47.712	38.081	258.4	34:28.495
16	1	2:06.971	43.057	46.369	37.545	255.3	44:34.270	16	2	2:09.412	44.218	47.430	37.764	259.0	36:37.907
17	1	2:05.396	42.869	45.454	37.073	266.7	46:39.666	17	2	2:10.191	44.084	47.908	38.199	258.4	38:48.098
18	1	2:11.527B	42.730	45.813	42.984	263.4	48:51.193	18	2	2:10.928	44.517	48.521	37.890	259.0	40:59.026
19	1	3:10.615	1:48.472	45.313	36.830	261.5	52:01.808	19	2	2:10.666	44.643	47.949	38.074	259.6	43:09.692
20	1	2:04.329	42.379	45.177	36.773	264.7	54:06.137	20	2	2:10.061	44.541	47.852	37.668	258.4	45:19.753
21	1	2:04.523	42.480	45.328	36.715	263.4	56:10.660	21	2	2:09.959	43.892	48.118	37.949	259.6	47:29.712
22	1	2:05.012	42.535	45.511	36.966	262.8	58:15.672	22	2	2:11.151	44.457	48.556	38.138	259.6	49:40.863
23	1	2:13.295B	42.927	45.778	44.590	263.4	1:00:28.967	23	2	2:16.239B	44.483	48.388	43.368	258.4	51:57.102
24	1	6:03.794	4:40.967	45.822	37.005	260.9	1:06:32.761	24	3	4:00.077	2:34.040	47.899	38.138	259.0	55:57.179
25	1	2:05.891	42.932	45.980	36.979	262.1	1:08:38.652	25	3	2:09.073	43.975	47.307	37.791	259.6	58:06.252
26	1	2:05.414	42.986	45.613	36.815	263.4	1:10:44.066	26	3	2:08.600	43.693	47.267	37.640	259.0	1:00:14.852
27	1	2:06.666	43.722	46.052	36.892	262.1	1:12:50.732	27	3	2:15.757B	44.427	47.326	44.004	259.6	1:02:30.609
28	1	2:05.334	42.779	45.623	36.932	264.1	1:14:56.066	28	3	8:28.764	7:05.272	45.799	37.693	260.2	1:10:59.373
29	1	2:05.667	42.909	45.879	36.879	262.8	1:17:01.733	29	3	2:06.284	42.993	46.060	37.231	261.5	1:13:05.657
30	1	2:06.176	43.214	46.040	36.922	262.8	1:19:07.909								
31	1	2:05.891	42.949	46.104	36.838	264.1	1:21:13.800								
32	1	2:05.924	43.026	45.993	36.905	262.8	1:23:19.724								
33	1	2:05.355	42.765	45.826	36.764	262.8	1:25:25.079								
34	1	2:05.944	43.303	45.786	36.855	262.8	1:27:31.023								
35	1	2:06.515	43.230	46.342	36.943	262.1	1:29:37.538								
36	1	2:05.920	43.043	46.165	36.712	262.8	1:31:43.458								
92 Porsche Team Manthey Porsche 911 RSR 1. Patrick PILET LMGTE Pro 2. Frédéric MAKOWIECKI															
1	2	3:06.623	1:36.155	50.473	39.995	201.9	3:06.623								
2	2	2:12.839	45.216	48.192	39.431	221.3	5:19.462								
3	2	2:10.084	44.328	47.276	38.480	232.3	7:29.546								
4	2	2:08.379	43.594	46.639	38.146	259.6	9:37.925								
5	2	2:17.101B	44.352	47.939	44.810	226.9	11:55.026								
6	2	3:09.549	1:47.809	44.605	37.135	259.0	15:04.575								
7	2	2:04.628	42.244	45.441	36.943	259.6	17:09.203								
8	2	2:04.147	42.279	45.227	36.641	260.9	19:13.350								
9	2	2:05.392	42.416	46.096	36.880	259.0	21:18.742								
10	2	2:11.446B	42.390	45.627	43.429	260.2	23:30.188								
11	2	6:11.343	4:48.611	45.748	36.984	259.6	29:41.531								
12	2	2:04.019	42.127	45.153	36.739	260.9	31:45.550								
13	2	2:04.597	42.216	45.579	36.802	260.2	33:50.147								
14	2	2:05.186	42.641	45.403	37.142	260.9	35:55.333								

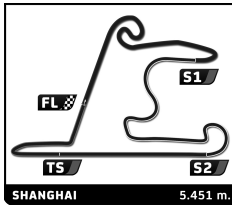


FIA WEC 6 Hours of Shanghai Free Practice 2

Sector Analysis

■ Personal Best
 ■ Session Best
 ■ B Crossing the finish line in pit lane

Lap	D	Time	Sector 1	Sector 2	Sector 3	T. Spd	Elapsed	Lap	D	Time	Sector 1	Sector 2	Sector 3	T. Spd	Elapsed
30	3	2:05.924	42.839	46.060	37.025	260.9	1:15:11.581	5	3	2:14.142 B	43.336	46.577	44.229	262.8	11:03.133
31	3	2:12.385 B	43.051	46.188	43.146	261.5	1:17:23.966	6	1	6:44.366	5:18.325	48.575	37.466	260.2	17:47.499
32	2	3:20.264	1:52.451	49.163	38.650	260.9	1:20:44.230	7	1	2:07.853	43.398	46.599	37.856	259.6	19:55.352
33	2	2:09.940	43.981	47.951	38.008	260.2	1:22:54.170	8	1	2:08.300	43.568	47.188	37.544	259.0	22:03.652
34	2	2:09.865	44.433	47.561	37.871	259.0	1:25:04.035	9	1	2:07.527	43.654	46.487	37.386	260.2	24:11.179
35	2	2:09.403	44.432	47.006	37.965	260.9	1:27:13.438	10	1	2:07.732	43.611	46.666	37.455	259.6	26:18.911
36	2	2:09.020	44.188	47.211	37.621	260.9	1:29:22.458	11	1	2:08.744	43.809	47.294	37.641	260.9	28:27.655
37	2	2:08.385	43.565	47.595	37.225	260.9	1:31:30.843	12	1	2:07.090	43.170	46.480	37.440	260.2	30:34.745
97 Aston Martin Racing 1. Darren TURNER 2. Jonathan ADAM Aston Martin Vantage V8 LMGTE Pro								13	1	2:27.994 B	43.301	58.461	46.232	259.0	33:02.739
								14	1	5:33.075	4:08.062	47.279	37.734	258.4	38:35.814
1	2	3:08.288	1:41.679	46.909	39.700	232.8	3:08.288	15	1	2:08.210	44.200	46.671	37.339	261.5	40:44.024
2	2	2:04.475	42.548	45.140	36.787	262.8	5:12.763	16	1	2:08.241	43.725	47.013	37.503	259.6	42:52.265
3	2	2:05.493	42.784	45.768	36.941	262.8	7:18.256	17	1	2:08.100	43.607	46.782	37.711	259.6	45:00.365
4	2	2:05.214	42.298	45.869	37.047	264.1	9:23.470	18	1	2:07.933	43.723	46.855	37.355	259.6	47:08.298
5	2	2:05.787	42.923	45.709	37.155	262.1	11:29.257	19	1	2:14.408 B	43.672	47.088	43.648	259.6	49:22.706
6	2	2:05.844	42.798	46.015	37.031	261.5	13:35.101	20	2	3:41.306	2:16.766	46.800	37.740	260.2	53:04.012
7	2	2:05.200	42.819	45.612	36.769	261.5	15:40.301	21	2	2:07.935	43.767	46.615	37.553	261.5	55:11.947
8	2	2:05.408	42.592	45.891	36.925	262.1	17:45.709	22	2	2:06.737	43.270	46.239	37.228	260.9	57:18.684
9	2	2:05.483	42.541	45.872	37.070	262.1	19:51.192	23	2	2:06.716	43.076	46.488	37.152	261.5	59:25.400
10	2	2:05.255	42.524	45.790	36.941	261.5	21:56.447	24	2	2:06.294	43.178	46.141	36.975	262.8	1:01:31.694
11	2	2:05.355	42.750	45.670	36.935	262.8	24:01.802	25	2	2:14.224 B	43.427	46.576	44.221	262.8	1:03:45.918
12	2	2:06.611	43.000	46.445	37.166	262.8	26:08.413	26	3	3:24.609	1:59.238	47.638	37.733	260.9	1:07:10.527
13	2	2:05.954	42.904	46.075	36.975	262.8	28:14.367	27	3	2:07.558	43.532	46.785	37.241	261.5	1:09:18.085
14	2	2:05.759	42.746	46.067	36.946	263.4	30:20.126	28	3	2:07.758	43.577	46.971	37.210	262.8	1:11:25.843
15	2	2:12.385 B	43.167	45.995	43.223	263.4	32:32.511	29	3	2:07.991	43.666	47.294	37.031	262.8	1:13:33.834
16	2	3:52.600	2:27.333	47.292	37.975	259.6	36:25.111	30	3	2:07.546	43.470	46.963	37.113	263.4	1:15:41.380
17	2	2:06.401	42.268	46.723	37.410	260.9	38:31.512	31	3	2:09.952	44.030	47.272	38.650	262.8	1:17:51.332
18	2	2:04.767	42.410	45.492	36.865	262.8	40:36.279	32	3	2:15.832 B	43.787	48.208	43.837	260.9	1:20:07.164
19	2	2:05.575	42.698	45.928	36.949	264.1	42:41.854	33	3	9:39.229	8:13.055	48.330	37.844	259.6	1:29:46.393
20	2	2:06.246	43.465	45.889	36.892	262.1	44:48.100	34	3	2:09.504	44.175	47.747	37.582	260.2	1:31:55.897
21	2	2:05.817	42.805	45.995	37.017	261.5	46:53.917	99 Aston Martin Racing V8 1. Alex MACDOWALL 2. Fernando REES 3. Richie STANAWAY Aston Martin Vantage V8 LMGTE Pro							
22	2	2:06.014	42.880	46.134	37.000	261.5	48:59.931								
23	2	2:06.324	42.981	46.123	37.220	266.0	51:06.255	1	2	3:02.387	1:37.981	46.783	37.623	261.5	3:02.387
24	2	2:06.411	43.188	46.227	36.996	266.0	53:12.666	2	2	2:04.049	42.248	45.246	36.555	264.7	5:06.436
25	2	2:12.241 B	42.867	46.460	42.914	264.7	55:24.907	3	2	2:03.995	42.025	45.158	36.812	264.7	7:10.431
26	1	3:33.465	2:09.507	46.594	37.364	261.5	58:58.372	4	2	2:04.080	42.100	45.425	36.555	264.7	9:14.511
27	1	2:06.999	43.220	46.460	37.319	261.5	1:01:05.371	5	2	2:04.357	42.401	45.383	36.573	265.4	11:18.868
28	1	2:07.023	43.511	46.296	37.216	262.1	1:03:12.394	6	2	2:04.035	42.358	45.203	36.474	264.7	13:22.903
29	1	2:06.461	43.030	46.348	37.083	262.1	1:05:18.855	7	2	2:04.241	42.442	45.293	36.506	266.0	15:27.144
30	1	2:11.981 B	43.068	45.896	43.017	262.1	1:07:30.836	8	2	2:04.937	42.449	45.871	36.617	264.7	17:32.081
31	1	3:49.679	2:25.665	46.855	37.159	263.4	1:11:20.515	9	2	2:04.539	42.369	45.468	36.702	266.0	19:36.620
32	1	2:07.513	43.266	46.823	37.424	262.8	1:13:28.028	10	2	2:07.742	45.036	45.836	36.870	264.1	21:44.362
33	1	2:06.460	43.142	46.156	37.162	262.1	1:15:34.488	11	2	2:04.922	42.606	45.657	36.659	265.4	23:49.284
34	1	2:06.307	43.218	46.112	36.977	262.8	1:17:40.795	12	2	2:05.607	42.784	45.849	36.974	268.7	25:54.891
35	1	2:12.875 B	43.259	46.622	42.994	262.1	1:19:53.670	13	2	2:05.020	42.768	45.734	36.518	267.3	27:59.911
36	1	4:12.427	2:48.518	46.766	37.143	262.1	1:24:06.097	14	2	2:05.919	42.596	46.458	36.865	266.7	30:05.830
37	1	2:07.755	43.425	47.003	37.327	262.1	1:26:13.852	15	2	2:13.998 B	43.125	47.039	43.834	266.0	32:19.828
38	1	2:06.635	43.148	46.318	37.169	264.7	1:28:20.487	16	3	3:51.615	2:27.650	46.678	37.287	262.8	36:11.443
39	1	2:06.704	43.155	46.392	37.157	264.1	1:30:27.191	17	3	2:07.272	43.554	46.786	36.932	264.1	38:18.715
98 Aston Martin Racing 1. Paul DALLA LANA 2. Pedro LAMY 3. Mathias LAUDA Aston Martin Vantage V8 LMGTE Am								18	3	2:06.294	43.136	46.184	36.974	265.4	40:25.009
								19	3	2:07.246	44.111	46.284	36.851	264.7	42:32.255
1	3	2:27.515	1:03.060	46.958	37.497	260.9	2:27.515	20	3	2:06.418	43.236	46.349	36.833	263.4	44:38.673
2	3	2:07.308	43.401	46.507	37.400	263.4	4:34.823	21	3	2:07.023	43.423	46.477	37.123	263.4	46:45.696
3	3	2:06.948	43.407	46.435	37.106	262.1	6:41.771	22	3	2:07.099	43.552	46.523	37.024	263.4	48:52.795
4	3	2:07.220	43.292	46.716	37.212	262.8	8:48.991	23	3	2:06.517	43.255	46.337	36.925	265.4	50:59.312
								24	3	2:06.736	43.255	46.566	36.915	264.1	53:06.048



FIA WEC
6 Hours of Shanghai
Free Practice 2

Sector Analysis

■ Personal Best ■ Session Best **B** Crossing the finish line in pit lane

Lap	D	Time	Sector 1	Sector 2	Sector 3	T. Spd	Elapsed	Lap	D	Time	Sector 1	Sector 2	Sector 3	T. Spd	Elapsed
25	3	2:07.524	43.734	46.750	37.040	265.4	55:13.572								
26	3	2:06.856	43.326	46.583	36.947	264.7	57:20.428								
27	3	2:06.913	43.689	46.347	36.877	265.4	59:27.341								
28	3	2:13.893 B	43.187	46.685	44.021	265.4	1:01:41.234								
29	1	9:37.443	8:06.301	52.344	38.798	246.0	1:11:18.677								
30	1	2:11.290	44.748	48.675	37.867	264.7	1:13:29.967								
31	1	2:06.871	42.975	46.584	37.312	265.4	1:15:36.838								
32	1	2:06.123	42.920	46.173	37.030	269.3	1:17:42.961								
33	1	2:05.514	42.727	46.010	36.777	266.7	1:19:48.475								
34	1	2:07.382	43.256	46.673	37.453	264.1	1:21:55.857								
35	1	2:06.729	43.126	46.505	37.098	265.4	1:24:02.586								
36	1	2:08.771	43.788	46.921	38.062	265.4	1:26:11.357								
37	1	2:07.340	43.102	47.178	37.060	264.7	1:28:18.697								
38	1	2:07.211	43.321	46.764	37.126	265.4	1:30:25.908								