

FIA WEC

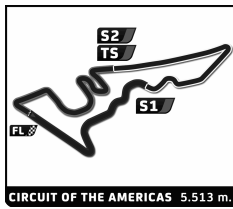
Collective Test Circuit of The Americas

Collective Test Session 1

Sector Analysis

■ Personal Best
 ■ Session Best
 ■ B Crossing the finish line in pit lane

Lap	D	Time	Sector 1	Sector 2	Sector 3	T. Spd	Elapsed	Lap	D	Time	Sector 1	Sector 2	Sector 3	T. Spd	Elapsed
1 Audi Sport Team Joest Audi R18 e-tron quattro 1. André LOTTERER 3. Marcel FÄSSLER LMP1 2. Benoît TRÉLUYER								2 Audi Sport Team Joest Audi R18 e-tron quattro 1. Tom KRISTENSEN 3. Allan MCNISH LMP1 2. Loïc DUVAL							
1	3	2:36.720	57.058	49.708	49.954	256.5	2:36.720	1	3	2:13.104	35.385	48.625	49.094	231.8	2:13.104
2	3	1:58.047	25.293	45.318	47.436	274.8	4:34.767	2	3	2:00.097	25.576	46.839	47.682	266.7	4:13.201
3	3	1:56.173	26.022	44.191	45.960	277.6	6:30.940	3	3	1:53.884	25.171	43.197	45.516	281.2	6:07.085
4	3	1:53.484	24.529	43.456	45.499	279.1	8:24.424	4	3	1:52.200	24.455	42.398	45.347	274.1	7:59.285
5	3	1:52.139	24.402	42.877	44.860	279.8	10:16.563	5	3	1:54.266	25.266	43.042	45.958	282.0	9:53.551
6	3	1:55.424	25.015	44.733	45.676	279.1	12:11.987	6	3	1:52.540	24.538	43.100	44.902	285.7	11:46.091
7	3	1:53.948	24.100	43.282	46.566	279.1	14:05.935	7	3	1:52.848	24.208	42.432	46.208	277.6	13:38.939
8	3	1:52.498	24.179	43.016	45.303	281.2	15:58.433	8	3	1:50.602	24.223	42.166	44.213	274.8	15:29.541
9	3	1:54.591	24.157	45.072	45.362	280.5	17:53.024	9	3	1:51.656	24.207	42.539	44.910	280.5	17:21.197
10	3	1:50.833	23.982	42.398	44.453	281.2	19:43.857	10	3	1:54.384	24.362	44.330	45.692	276.2	19:15.581
11	3	1:51.761	24.082	42.308	45.371	280.5	21:35.618	11	3	1:55.011 B	24.239	42.887	47.885	285.0	21:10.592
12	3	1:52.509	25.166	42.864	44.479	280.5	23:28.127	12	1	7:26.719	5:46.440	48.554	51.725	212.2	28:37.311
13	3	1:55.521	25.394	45.274	44.853	279.8	25:23.648	13	1	1:56.866	25.253	44.753	46.860	281.2	30:34.177
14	3	1:50.515	23.919	42.260	44.336	282.0	27:14.163	14	1	1:54.811	24.432	44.158	46.221	280.5	32:28.988
15	3	1:53.872	25.117	44.301	44.454	280.5	29:08.035	15	1	1:52.794	24.301	43.151	45.342	277.6	34:21.782
16	3	1:51.995	24.382	42.737	44.876	281.2	31:00.030	16	1	1:55.934	24.286	46.189	45.459	283.5	36:17.716
17	3	1:50.424	23.830	41.971	44.623	281.2	32:50.454	17	1	1:52.795	24.299	43.488	45.008	278.4	38:10.511
18	3	1:50.633	24.510	41.749	44.374	281.2	34:41.087	18	1	1:52.542	24.069	43.358	45.115	285.7	40:03.053
19	3	1:52.243	23.863	43.050	45.330	281.2	36:33.330	19	1	1:56.937	25.074	45.606	46.257	276.2	41:59.990
20	3	2:01.054 B	24.084	44.682	52.288	254.1	38:34.384	20	1	2:11.615 B	24.583	47.662	59.370	197.4	44:11.605
21	1	8:58.118	7:22.496	46.881	48.741	235.8	47:32.502	21	2	4:33.414	2:58.646	46.022	48.746	262.8	48:45.019
22	1	1:54.646	24.734	43.793	46.119	277.6	49:27.148	22	2	1:54.637	25.065	43.444	46.128	277.6	50:39.656
23	1	1:54.233	25.333	43.277	45.623	279.1	51:21.381	23	2	1:58.700	25.917	46.000	46.783	278.4	52:38.356
24	1	1:53.665	24.268	42.981	46.416	280.5	53:15.046	24	2	1:53.122	24.336	43.051	45.735	277.6	54:31.478
25	1	1:52.179	24.142	42.764	45.273	280.5	55:07.225	25	2	1:53.781	24.247	43.756	45.778	281.2	56:25.259
26	1	1:54.663	24.999	44.582	45.082	279.1	57:01.888	26	2	1:51.628	24.180	42.732	44.716	279.8	58:16.887
27	1	1:51.771	24.152	42.768	44.851	280.5	58:53.659	27	2	1:56.832	24.382	45.223	47.227	282.0	1:00:13.719
28	1	1:51.288	24.029	42.762	44.497	281.2	1:00:44.947	28	2	1:51.256	24.102	42.452	44.702	281.2	1:02:04.975
29	1	1:51.062	24.267	42.491	44.304	280.5	1:02:36.009	29	2	1:51.585	24.015	42.528	45.042	282.0	1:03:56.560
30	1	1:54.366	24.041	44.765	45.560	281.2	1:04:30.375	30	2	1:53.700	24.090	44.607	45.003	281.2	1:05:50.260
31	1	1:53.008	24.141	42.360	46.507	281.2	1:06:23.383	31	2	2:04.903 B	24.513	44.963	55.427	281.2	1:07:55.163
32	1	1:52.005	24.090	43.607	44.308	279.1	1:08:15.388	32	1	5:09.249	3:33.953	47.339	47.957	266.7	1:13:04.412
33	1	1:51.982	24.341	43.195	44.446	280.5	1:10:07.370	33	1	2:04.022	26.289	49.384	48.349	279.1	1:15:08.434
34	1	1:51.132	24.130	42.893	44.109	282.0	1:11:58.502	34	1	1:51.323	24.257	42.483	44.583	280.5	1:16:59.757
35	1	1:52.103	24.134	43.337	44.632	280.5	1:13:50.605	35	1	1:53.091	24.179	43.939	44.973	280.5	1:18:52.848
36	1	1:52.747	23.964	43.469	45.314	282.0	1:15:43.352	36	1	1:52.488	24.347	43.682	44.459	280.5	1:20:45.336
37	1	1:52.599	24.468	43.959	44.172	283.5	1:17:35.951	37	1	1:51.418	23.979	42.671	44.768	281.2	1:22:36.754
38	1	1:53.930	24.061	43.815	46.054	281.2	1:19:29.881	38	1	1:51.427	24.084	42.875	44.468	282.7	1:24:28.181
39	1	1:50.333	23.876	41.994	44.463	281.2	1:21:20.214	39	1	1:55.982	24.346	44.695	46.941	282.0	1:26:24.163
40	1	1:59.327 B	24.226	42.194	52.907	282.7	1:23:19.541	40	1	1:52.062	23.889	42.541	45.632	281.2	1:28:16.225
41	2	9:30.940 B	7:36.849	48.214	1:05.877	193.9	1:32:50.481	41	1	1:56.859	24.134	44.656	48.069	280.5	1:30:13.084
42	2	5:35.433	4:00.459	46.352	48.622	259.0	1:38:25.914	42	1	1:50.979	24.474	42.019	44.486	278.4	1:32:04.063
43	2	1:55.264	25.296	44.110	45.858	274.1	1:40:21.178	43	1	2:07.344 B	26.474	45.541	55.329	278.4	1:34:11.407
44	2	1:53.361	24.705	43.489	45.167	280.5	1:42:14.539	44	2	4:10.477	2:36.291	45.213	48.973	251.2	1:38:21.884
45	2	1:51.633	24.265	42.576	44.792	280.5	1:44:06.172	45	2	1:51.755	24.404	42.949	44.402	279.8	1:40:13.639
46	2	1:56.033	24.330	45.247	46.456	266.7	1:46:02.205	46	2	1:50.774	24.110	42.208	44.456	279.1	1:42:04.413
47	2	1:52.116	24.320	43.284	44.512	281.2	1:47:54.321	47	2	1:54.086	24.268	43.574	46.244	281.2	1:43:58.499
48	2	1:50.687	24.076	41.921	44.690	281.2	1:49:45.008	48	2	1:53.759	24.137	44.006	45.616	279.1	1:45:52.258
49	2	1:50.812	24.202	42.061	44.549	281.2	1:51:35.820	49	2	1:50.401	24.037	42.156	44.208	278.4	1:47:42.659
50	2	1:52.170	24.417	42.702	45.051	277.6	1:53:27.990	50	2	1:49.887	24.116	41.886	43.885	280.5	1:49:32.546
51	2	1:53.948	24.709	44.581	44.658	277.6	1:55:21.938	51	2	1:52.676	24.046	42.101	46.529	285.7	1:51:25.222
52	2	1:51.061	24.485	42.200	44.376	277.6	1:57:12.999	52	2	1:52.977	24.318	42.969	45.690	281.2	1:53:18.199
53	2	1:51.682	24.623	42.517	44.542	277.6	1:59:04.681	53	2	1:50.908	23.849	42.873	44.186	280.5	1:55:09.107
54	2	1:52.960	24.276	43.323	45.361	279.1	2:00:57.641	54	2	1:51.084	23.877	42.339	44.868	285.0	1:57:00.191
								55	2	1:52.951	23.983	42.525	46.443	280.5	1:58:53.142

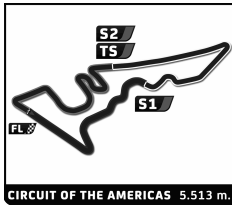


FIA WEC
Collective Test Circuit of The Americas
Collective Test Session 1

Sector Analysis

Personal Best Session Best B Crossing the finish line in pit lane

Lap	D	Time	Sector 1	Sector 2	Sector 3	T. Spd	Elapsed	Lap	D	Time	Sector 1	Sector 2	Sector 3	T. Spd	Elapsed
56	2	1:51.344	24.289	42.045	45.010	279.8	2:00:44.486	15	1	2:02.576	26.651	47.333	48.592	274.1	57:24.539
8 Toyota Racing 1. Anthony DAVIDSON 2. Sébastien BUEMI 3. Stéphane SARRAZIN Toyota TS030 - Hybrid LMP1								16	1	2:02.962	26.283	47.156	49.523	277.6	59:27.501
1	1	2:22.618 B	38.267	49.594	54.757	204.9	2:22.618	17	1	2:02.438	25.959	46.099	50.380	278.4	1:01:29.939
2	1	8:44.384	7:11.137	45.638	47.609	250.0	11:07.002	18	1	1:58.515	25.574	45.600	47.341	278.4	1:03:28.454
3	1	1:58.896 B	25.201	44.537	49.158	272.0	13:05.898	19	1	1:57.084	25.001	45.373	46.710	278.4	1:05:25.538
4	1	13:01.131	...	44.995	47.949	213.0	26:07.029	20	1	1:59.307	24.935	47.253	47.119	279.1	1:07:24.845
5	1	1:55.116	25.268	43.695	46.153	268.7	28:02.145	21	1	1:55.802	24.882	44.849	46.071	280.5	1:09:20.647
6	1	1:53.760	24.491	43.590	45.679	277.6	29:55.905	22	1	2:04.539 B	25.177	45.769	53.593	243.8	1:11:25.186
7	1	1:55.669	24.408	45.682	45.579	274.1	31:51.574	23	1	11:13.306 B	9:33.643	46.589	53.074	273.4	1:22:38.492
8	1	1:56.835 B	24.776	44.354	47.705	270.7	33:48.409	24	1	3:56.653	2:20.453	47.972	48.228	274.1	1:26:35.145
9	1	14:42.464	...	44.971	46.022	272.0	48:30.873	25	1	2:02.300	25.359	48.322	48.619	279.8	1:28:37.445
10	1	1:56.438	24.530	43.665	48.243	274.1	50:27.311	26	1	1:59.883	24.859	45.040	49.984	279.1	1:30:37.328
11	1	1:54.685 B	24.111	43.371	47.203	275.5	52:21.996	27	1	2:14.655 B	25.007	44.254	1:05.394	279.1	1:32:51.983
12	1	4:14.856	2:45.466	43.873	45.517	272.7	56:36.852	28	3	8:16.353	6:39.801	46.340	50.212	274.8	1:41:08.336
13	1	1:57.163	24.658	45.876	46.629	274.8	58:34.015	29	3	1:59.550	26.140	44.827	48.583	279.8	1:43:07.886
14	1	1:54.558	24.461	43.693	46.404	274.8	1:00:28.573	30	3	1:56.079	25.816	43.821	46.442	282.0	1:45:03.965
15	1	1:53.589	24.232	43.336	46.021	276.9	1:02:22.162	31	3	2:08.295 B	25.521	47.975	54.799	197.4	1:47:12.260
16	1	1:58.731 B	24.319	44.684	49.728	276.2	1:04:20.893	32	3	5:27.131	3:53.725	46.091	47.315	276.2	1:52:39.391
17	1	11:03.712	9:32.414	45.423	45.875	274.8	1:15:24.605	33	3	1:56.405	24.973	45.009	46.423	279.8	1:54:35.796
18	1	1:56.671	24.319	45.188	47.164	276.9	1:17:21.276	34	3	1:56.863	25.618	45.229	46.016	278.4	1:56:32.659
19	1	1:58.820	24.536	45.194	49.090	275.5	1:19:20.096	35	3	1:56.634	24.624	44.033	47.977	281.2	1:58:29.293
20	1	1:54.089	24.262	43.335	46.492	278.4	1:21:14.185	36	3	1:55.907	24.588	45.197	46.122	281.2	2:00:25.200
21	1	1:52.408	24.258	43.163	44.987	276.9	1:23:06.593	24 OAK Racing 1. Olivier PLA 2. David HEINEMEIER HANSSON 3. Alex BRUNDLE Morgan - Nissan LMP2							
22	1	1:54.673 B	24.272	43.233	47.168	277.6	1:25:01.266	1	2	3:29.199 B	1:39.793	49.655	59.751	225.0	3:29.199
23	3	4:46.386	3:09.328	47.265	49.793	247.7	1:29:47.652	2	2	4:28.923	2:45.403	49.966	53.554	226.9	7:58.122
24	3	1:59.188	25.351	45.839	47.998	275.5	1:31:46.840	3	2	2:05.406	27.064	47.831	50.511	259.0	10:03.528
25	3	2:07.532 B	25.801	46.734	54.997	274.1	1:33:54.372	4	2	2:02.675	26.566	47.385	48.724	263.4	12:06.203
26	3	4:34.777	2:58.530	48.903	47.344	276.9	1:38:29.149	5	2	2:02.138	25.965	47.308	48.865	262.1	14:08.341
27	3	1:58.436	25.093	46.778	46.565	276.9	1:40:27.585	6	2	1:59.310	25.903	45.843	47.564	266.7	16:07.651
28	3	1:55.434	24.901	44.769	45.764	279.8	1:42:23.019	7	2	2:00.552	26.030	46.133	48.389	267.3	18:08.203
29	3	1:54.873	24.785	44.278	45.810	279.1	1:44:17.892	8	2	1:59.835	25.911	45.833	48.091	267.3	20:08.038
30	3	1:56.504	24.534	44.325	47.645	279.8	1:46:14.396	9	2	1:58.633	25.740	45.671	47.222	264.7	22:06.671
31	3	2:00.224 B	24.239	44.932	51.053	279.1	1:48:14.620	10	2	2:00.493	25.839	45.458	49.196	260.2	24:07.164
32	3	4:26.933	2:53.015	45.046	48.872	265.4	1:52:41.553	11	2	1:59.495	25.851	45.701	47.943	267.3	26:06.659
33	3	1:56.209	24.613	44.465	47.131	276.9	1:54:37.762	12	2	2:12.552 B	27.330	49.041	56.181	247.1	28:19.211
34	3	1:58.598	24.995	46.359	47.244	275.5	1:56:36.360	13	2	8:09.571	6:34.161	46.739	48.671	262.1	36:28.782
35	3	1:54.002	24.198	43.508	46.296	279.8	1:58:30.362	14	2	2:03.188	27.083	48.322	47.783	263.4	38:31.970
36	3	1:57.205	24.337	46.667	46.201	276.9	2:00:27.567	15	2	1:59.708	26.218	46.296	47.194	264.1	40:31.678
12 Rebellion Racing 1. Nicolas PROST 2. Nick HEIDFELD 3. Mathias BECHE Lola B12/60 Coupé - Toyota LMP1								16	2	1:59.186	25.907	45.599	47.680	266.7	42:30.864
1	2	7:17.271 B	5:25.214	54.294	57.763	213.9	7:17.271	17	2	2:15.463 B	27.678	49.146	58.639	238.9	44:46.327
2	2	5:04.648	3:23.115	50.103	51.430	250.6	12:21.919	18	2	5:29.697	3:51.191	50.169	48.337	261.5	50:16.024
3	2	2:02.941	26.838	47.396	48.707	274.8	14:24.860	19	2	2:01.489	26.217	46.411	48.861	264.7	52:17.513
4	2	2:01.628	26.611	47.408	47.609	276.2	16:26.488	20	2	2:05.025	27.550	47.639	49.836	265.4	54:22.538
5	2	1:59.673	25.350	46.964	47.359	277.6	18:26.161	21	2	1:59.085	26.199	45.403	47.483	266.7	56:21.623
6	2	1:57.049	25.280	45.262	46.507	276.2	20:23.210	22	2	1:58.954	25.724	45.446	47.784	268.0	58:20.577
7	2	1:57.060	24.781	46.057	46.222	276.9	22:20.270	23	2	1:59.916	26.058	46.493	47.365	266.0	1:00:20.493
8	2	1:55.472	24.908	45.010	45.554	277.6	24:15.742	24	2	1:59.427	25.692	45.988	47.747	264.7	1:02:19.920
9	2	2:00.555 B	24.837	44.520	51.198	279.8	26:16.297	25	2	1:59.841	25.877	46.425	47.539	267.3	1:04:19.761
10	2	11:35.283	9:59.317	45.451	50.515	274.1	37:51.580	26	2	2:04.449 B	25.645	45.770	53.034	266.7	1:06:24.210
11	2	1:57.053	25.253	44.774	47.026	274.8	39:48.633	27	3	4:11.962	2:32.924	50.196	48.842	264.1	1:10:36.172
12	2	1:55.149	24.787	44.364	45.998	276.2	41:43.782	28	3	2:02.607	25.929	46.957	49.721	264.7	1:12:38.779
13	2	2:21.337 B	24.747	51.596	1:04.994	201.5	44:05.119	29	3	2:02.198	25.695	47.983	48.520	263.4	1:14:40.977
14	1	11:16.844	9:37.752	49.484	49.608	261.5	55:21.963	30	3	2:00.430	25.710	46.069	48.651	264.7	1:16:41.407
								31	3	2:00.174	25.637	46.665	47.872	264.7	1:18:41.581
								32	3	1:59.171	25.648	45.786	47.737	266.0	1:20:40.752



FIA WEC
Collective Test Circuit of The Americas
Collective Test Session 1

Sector Analysis

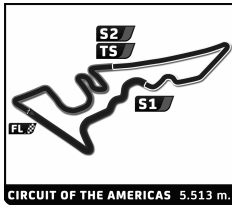
Personal Best							Session Best							B Crossing the finish line in pit lane									
Lap	D	Time	Sector 1	Sector 2	Sector 3	T. Spd	Elapsed	Lap	D	Time	Sector 1	Sector 2	Sector 3	T. Spd	Elapsed	Lap	D	Time	Sector 1	Sector 2	Sector 3	T. Spd	Elapsed
33	3	1:59.635	26.154	45.838	47.643	264.7	1:22:40.387	31	1	5:35.348	4:00.469	47.245	47.634	258.4	1:27:36.328	31	1	5:35.348	4:00.469	47.245	47.634	258.4	1:27:36.328
34	3	2:00.667	25.668	45.813	49.186	266.0	1:24:41.054	32	1	1:59.839	26.301	45.968	47.570	259.0	1:29:36.167	32	1	1:59.839	26.301	45.968	47.570	259.0	1:29:36.167
35	3	1:59.487	25.714	45.472	48.301	266.7	1:26:40.541	33	1	1:59.336	26.279	45.719	47.338	258.4	1:31:35.503	33	1	1:59.336	26.279	45.719	47.338	258.4	1:31:35.503
36	3	2:00.726	25.783	46.103	48.840	269.3	1:28:41.267	34	1	2:16.174 B	26.268	48.560	1:01.346	225.0	1:33:51.677	34	1	2:16.174 B	26.268	48.560	1:01.346	225.0	1:33:51.677
37	3	1:59.239	25.814	45.749	47.676	266.7	1:30:40.506	35	3	5:17.806	3:37.896	49.545	50.365	210.1	1:39:09.483	35	3	5:17.806	3:37.896	49.545	50.365	210.1	1:39:09.483
38	3	2:13.202 B	25.593	47.177	1:00.432	263.4	1:32:53.708	36	3	2:02.492	26.398	47.924	48.170	258.4	1:41:11.975	36	3	2:02.492	26.398	47.924	48.170	258.4	1:41:11.975
39	1	7:05.028	5:25.705	48.405	50.918	264.1	1:39:58.736	37	3	1:59.075	25.813	46.122	47.140	259.6	1:43:11.050	37	3	1:59.075	25.813	46.122	47.140	259.6	1:43:11.050
40	1	2:02.792	26.468	46.726	49.598	264.1	1:42:01.528	38	3	2:00.100	25.788	47.369	46.943	259.6	1:45:11.150	38	3	2:00.100	25.788	47.369	46.943	259.6	1:45:11.150
41	1	2:00.345	26.250	46.009	48.086	264.7	1:44:01.873	39	3	1:59.448	25.597	45.661	48.190	260.2	1:47:10.598	39	3	1:59.448	25.597	45.661	48.190	260.2	1:47:10.598
42	1	2:04.355	27.126	47.961	49.268	266.0	1:46:06.228	40	3	1:57.600	25.539	45.171	46.890	259.6	1:49:10.198	40	3	1:57.600	25.539	45.171	46.890	259.6	1:49:10.198
43	1	2:00.056	26.089	46.024	47.943	265.4	1:48:06.284	41	3	2:00.167	26.221	46.548	47.398	258.4	1:51:08.365	41	3	2:00.167	26.221	46.548	47.398	258.4	1:51:08.365
44	1	1:58.587	25.772	45.557	47.258	265.4	1:50:04.871	42	3	1:57.667	25.609	45.204	46.854	259.0	1:53:06.032	42	3	1:57.667	25.609	45.204	46.854	259.0	1:53:06.032
45	1	2:02.961 B	25.781	45.678	51.502	264.7	1:52:07.832	43	3	1:57.278	25.551	45.313	46.414	259.6	1:55:03.310	43	3	1:57.278	25.551	45.313	46.414	259.6	1:55:03.310
46	1	3:16.524	1:41.198	46.931	48.395	264.1	1:55:24.356	44	3	2:00.420	25.604	46.884	47.932	257.8	1:57:03.730	44	3	2:00.420	25.604	46.884	47.932	257.8	1:57:03.730
47	1	1:58.945	25.699	46.155	47.091	264.7	1:57:23.301	45	3	1:57.030	25.679	45.017	46.334	260.2	1:59:00.760	45	3	1:57.030	25.679	45.017	46.334	260.2	1:59:00.760
48	1	1:58.298	25.665	45.089	47.544	266.0	1:59:21.599	46	3	1:59.004	26.021	45.833	47.150	262.1	2:00:59.764	46	3	1:59.004	26.021	45.833	47.150	262.1	2:00:59.764
49	1	1:58.319	25.566	45.451	47.302	267.3	2:01:19.918																

Delta-ADR							Oreca 03 - Nissan						
25							LMP2						
1.Tor GRAVES							3.Rudy JUNCO						
2.James WALKER													
1	2	2:34.393 B	40.138	54.614	59.641	202.6	2:34.393						
2	2	31:03.028 B	...	1:03.471	1:01.127	110.2	33:37.421						
3	2	1:20:02.963 B					1:53:40.384						
4	2	3:15.763 B	1:16.594	53.919	1:05.250	207.3	1:56:56.147						

G-Drive Racing							Oreca 03 - Nissan						
26							LMP2						
1.Roman RUSINOV							3.Mike CONWAY						
2.John MARTIN													
1	2	3:14.394 B	1:17.903	56.085	1:00.406	197.1	3:14.394						
2	2	4:44.381	3:04.442	49.855	50.084	242.7	7:58.775						
3	2	2:03.593	27.583	47.609	48.401	260.2	10:02.368						
4	2	2:02.198	26.300	47.694	48.204	257.8	12:04.566						
5	2	2:00.687	26.427	46.542	47.718	259.6	14:05.253						
6	2	1:59.194	26.381	45.693	47.120	259.0	16:04.447						
7	2	2:01.048	26.357	47.012	47.679	259.0	18:05.495						
8	2	1:59.763	25.947	46.479	47.337	258.4	20:05.258						
9	2	1:57.947	25.748	45.235	46.964	257.8	22:03.205						
10	2	1:58.914	25.835	46.027	47.052	259.0	24:02.119						
11	2	2:00.954 B	25.866	45.383	49.705	260.2	26:03.073						
12	2	11:03.720	9:29.057	47.662	47.001	255.9	37:06.793						
13	2	1:59.115	25.853	46.012	47.250	258.4	39:05.908						
14	2	1:57.522	25.802	45.218	46.502	260.2	41:03.430						
15	2	2:08.403 B	25.823	45.134	57.446	259.6	43:11.833						
16	2	5:14.468	3:41.093	46.106	47.269	257.8	48:26.301						
17	2	2:00.286	25.639	45.605	49.042	260.2	50:26.587						
18	2	1:57.216	25.842	45.115	46.259	258.4	52:23.803						
19	2	2:07.405 B	26.127	47.520	53.758	237.4	54:31.208						
20	1	7:01.294	5:23.546	48.817	48.931	257.1	1:01:32.502						
21	1	2:07.702	27.681	49.912	50.109	259.0	1:03:40.204						
22	1	2:02.512	27.157	46.881	48.474	259.0	1:05:42.716						
23	1	2:02.129	26.813	47.124	48.192	259.0	1:07:44.845						
24	1	2:02.294	27.206	47.261	47.827	257.8	1:09:47.139						
25	1	2:00.346	26.456	46.218	47.672	259.6	1:11:47.485						
26	1	1:59.888	26.569	45.989	47.330	259.0	1:13:47.373						
27	1	1:59.894	26.139	46.385	47.370	260.2	1:15:47.267						
28	1	2:04.222	26.432	46.532	51.258	260.9	1:17:51.489						
29	1	1:59.701	26.253	46.191	47.257	258.4	1:19:51.190						
30	1	2:09.790 B	26.262	49.897	53.631	252.3	1:22:00.980						

Lotus							Lotus T128						
32							LMP2						
1.James ROSSITER							3.Jan CHAROUZ						
2.Kevin WEEDA													
1	2	4:09.637 B	2:19.269	51.127	59.241	214.7	4:09.637						
2	2	7:41.046	6:02.007	49.669	49.370	233.3	11:50.683						
3	2	2:04.776	26.912	49.011	48.853	260.2	13:55.459						
4	2	2:00.578	26.165	46.376	48.037	267.3	15:56.037						
5	2	2:00.677	25.900	46.926	47.851	266.7	17:56.714						
6	2	2:03.612 B	25.855	46.109	51.648	266.7	20:00.326						
7	2	13:19.682	...	46.918	47.958	266.0	33:20.008						
8	2	1:59.201	25.713	45.783	47.705	265.4	35:19.209						
9	2	1:58.222	25.746	45.434	47.042	266.7	37:17.431						
10	2	2:03.156 B	25.703	46.794	50.659	267.3	39:20.587						
11	2	9:58.522	8:22.405	47.941	48.176	263.4	49:19.109						
12	2	2:01.585	26.217	46.739	48.629	264.7	51:20.694						
13	2	2:00.025	26.318	45.958	47.749	264.7	53:20.719						
14	2	2:04.276 B	26.601	46.203	51.472	266.0	55:24.995						
15	2	8:26.840	6:51.055	47.005	48.780	265.4	1:03:51.835						
16	2	2:06.344	25.898	48.321	52.125	224.1	1:05:58.179						
17	2	1:58.485	25.817	45.450	47.218	266.0	1:07:56.664						
18	2	2:14.089	25.563	51.701	56.825	150.4	1:10:10.753						
19	2	1:59.340	25.801	45.866	47.673	266.0	1:12:10.093						
20	2	2:02.486 B	25.982	45.765	50.739	267.3	1:14:12.579						
21	3	24:38.601	...	52.386	51.895	235.3	1:38:51.180						
22	3	2:08.101	27.324	49.028	51.749	252.3	1:40:59.281						
23	3	2:07.551	27.159	49.155	51.237	264.1	1:43:06.832						
24	3	2:07.700	28.581	49.380	49.739	266.7	1:45:14.532						
25	3	2:03.149	26.502	47.477	49.170	265.4	1:47:17.681						
26	3	2:03.304	26.224	47.933	49.147	265.4	1:49:20.985						
27	3	2:02.605	26.514	47.127	48.964	264.1	1:51:23.590						
28	3	2:03.184	26.463	48.045	48.676	266.0	1:53:26.774						
29	3	2:03.313	27.337	47.102	48.874	267.3	1:55:30.087						
30	3	2:03.053	26.137	47.668	49.248	266.0	1:57:33.140						
31	3	2:01.176	26.116	46.866	48.194	266.0	1:59:34.316						
32	3	2:00.551	25.919	46.727	47.905	266.0	2:01:34.867						

OAK Racing							Morgan - Nissan						
35							LMP2						
1.Bertrand BAGUETTE							3.Martin PLOWMAN						
2.Ricardo GONZALEZ													
1	3	5:22.590 B	3:24.644	57.319	1:00.627	223.1	5:22.590						
2	3	4:26.834	2:48.501	48.467	49.866	236.3	9:49.424						
3	3	2:05.551	26.626	47.596	51.329	264.1	11:54.975						



FIA WEC
Collective Test Circuit of The Americas
Collective Test Session 1

Sector Analysis

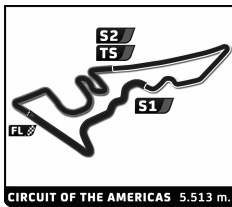
Personal Best Session Best B Crossing the finish line in pit lane

Lap	D	Time	Sector 1	Sector 2	Sector 3	T. Spd	Elapsed	Lap	D	Time	Sector 1	Sector 2	Sector 3	T. Spd	Elapsed
21	2	2:12.400	29.377	50.207	52.816	251.2	1:15:10.730	36	3	2:03.081	26.601	47.669	48.811	261.5	1:40:46.387
22	2	2:10.591	27.262	51.180	52.149	259.6	1:17:21.321	37	3	2:02.420	26.748	47.352	48.320	262.8	1:42:48.807
23	2	2:09.342	27.345	49.845	52.152	259.6	1:19:30.663	38	3	2:02.613	26.026	48.359	48.228	257.8	1:44:51.420
24	2	2:07.652	27.341	49.436	50.875	259.6	1:21:38.315	39	3	1:59.766	25.890	46.097	47.779	261.5	1:46:51.186
25	2	2:09.841	27.552	50.450	51.839	255.3	1:23:48.156	40	3	1:59.512	25.847	45.910	47.755	260.9	1:48:50.698
26	2	2:07.945	27.776	49.679	50.490	259.6	1:25:56.101	41	3	2:00.786	25.910	45.588	49.288	262.1	1:50:51.484
27	2	2:06.512	27.387	48.892	50.233	261.5	1:28:02.613	42	3	1:58.617	25.637	45.587	47.393	261.5	1:52:50.101
28	2	2:06.449	27.383	48.697	50.369	257.1	1:30:09.062	43	3	2:01.196	26.186	47.007	48.003	261.5	1:54:51.297
29	2	2:38.362 B	30.077	57.897	1:10.388	153.4	1:32:47.424	44	3	2:00.771	26.432	46.346	47.993	260.9	1:56:52.068
30	3	6:33.096	4:30.743	1:00.595	1:01.758	177.6	1:39:20.520	45	3	2:02.013	25.843	47.048	49.122	262.1	1:58:54.081
31	3	2:21.024	30.907	54.734	55.383	252.9	1:41:41.544	46	3	2:00.133	25.829	46.276	48.028	262.8	2:00:54.214
32	3	2:18.214	29.795	52.398	56.021	246.0	1:43:59.758								
33	3	2:18.541	29.026	52.914	56.601	240.5	1:46:18.299								
34	3	2:17.852	29.640	52.788	55.424	254.1	1:48:36.151								
35	3	2:17.158	29.670	52.254	55.234	254.1	1:50:53.309								
36	3	2:14.234	29.090	51.684	53.460	254.1	1:53:07.543								
37	3	2:12.925	28.728	51.245	52.952	255.9	1:55:20.468								
38	3	2:31.708	29.256	50.917	1:11.535	255.9	1:57:52.176								
39	3	2:16.222	30.892	51.458	53.872	257.1	2:00:08.398								

Lap	D	Time	Sector 1	Sector 2	Sector 3	T. Spd	Elapsed
1	2	8:09.460 B	6:09.037	1:01.130	59.293	219.5	8:09.460
2	2	6:50.406	5:13.750	47.752	48.904	262.8	14:59.866
3	2	2:02.049	26.247	46.000	49.802	266.0	17:01.915
4	2	2:03.177	26.146	48.036	48.995	263.4	19:05.092
5	2	2:01.093	26.013	46.169	48.911	264.7	21:06.185
6	2	2:00.517	26.050	46.036	48.431	266.0	23:06.702
7	2	2:01.483	25.947	45.937	49.599	266.0	25:08.185
8	2	2:04.879	26.102	47.494	51.283	268.0	27:13.064
9	2	2:00.066	25.903	45.776	48.387	267.3	29:13.130
10	2	1:58.989	25.633	45.356	48.000	266.0	31:12.119
11	2	1:59.920	25.594	46.521	47.805	266.0	33:12.039
12	2	1:57.983	25.575	45.163	47.245	264.7	35:10.022
13	2	1:57.961	25.689	44.911	47.361	266.7	37:07.983
14	2	2:03.057 B	25.724	46.795	50.538	264.7	39:11.040
15	2	12:06.541	...	48.504	48.805	259.0	51:17.581
16	2	2:01.598	25.965	45.437	50.196	262.8	53:19.179
17	2	1:59.314	25.741	46.319	47.254	261.5	55:18.493
18	2	1:59.352	25.518	45.193	48.641	264.1	57:17.845
19	2	1:57.691	25.925	45.092	46.674	262.1	59:15.536
20	2	2:05.274	27.095	45.701	52.478	233.8	1:01:20.810
21	2	1:57.686	25.517	45.148	47.021	263.4	1:03:18.496
22	2	2:00.454 B	25.380	44.943	50.131	263.4	1:05:18.950
23	1	5:38.436	3:54.473	51.187	52.776	249.4	1:10:57.386
24	1	2:06.201	27.022	48.837	50.342	259.0	1:13:03.587
25	1	2:10.094	26.792	51.753	51.549	246.0	1:15:13.681
26	1	2:05.034	26.078	48.386	50.570	260.9	1:17:18.715
27	1	2:03.567	26.093	48.124	49.350	260.9	1:19:22.282
28	1	2:03.075	26.221	47.530	49.324	258.4	1:21:25.357
29	1	2:03.265	26.341	47.680	49.244	261.5	1:23:28.622
30	1	2:01.406	26.463	46.617	48.326	262.1	1:25:30.028
31	1	2:00.781	26.181	46.544	48.056	263.4	1:27:30.809
32	1	2:00.272	26.058	45.935	48.279	262.8	1:29:31.081
33	1	1:59.916	25.974	46.180	47.762	262.8	1:31:30.997
34	1	2:18.359 B	28.606	50.049	59.704	217.7	1:33:49.356
35	3	4:53.950	3:12.580	50.384	50.986	252.9	1:38:43.306

Lap	D	Time	Sector 1	Sector 2	Sector 3	T. Spd	Elapsed
1	1	7:31.580 B	5:29.614	1:00.925	1:01.041	160.2	7:31.580
2	1	4:57.845	3:06.396	56.136	55.313	190.5	12:29.425
3	1	2:20.194	30.926	53.295	55.973	219.5	14:49.619
4	1	2:17.374	29.642	52.916	54.816	227.8	17:06.993
5	1	2:14.817	29.156	52.369	53.292	218.6	19:21.810
6	1	2:13.972	28.750	52.420	52.802	237.9	21:35.782
7	1	2:12.764	28.739	50.909	53.116	231.8	23:48.546
8	1	2:16.305 B	28.993	51.554	55.758	230.8	26:04.851
9	1	6:45.817	4:56.707	55.080	54.030	206.9	32:50.668
10	1	2:11.268	28.509	51.066	51.693	246.6	35:01.936
11	1	2:11.129	28.243	50.975	51.911	240.5	37:13.065
12	1	2:11.349	28.610	51.029	51.710	244.3	39:24.414
13	1	2:11.261	28.370	50.777	52.114	246.0	41:35.675
14	1	2:19.075 B	28.010	51.429	59.636	208.5	43:54.750
15	2	6:40.823	4:44.166	58.126	58.531	166.9	50:35.573
16	2	2:17.159	29.733	53.768	53.658	236.8	52:52.732
17	2	2:13.025	29.127	51.244	52.654	230.8	55:05.757
18	2	2:11.903	28.433	50.412	53.058	244.3	57:17.660
19	2	2:12.398	28.754	50.728	52.916	248.3	59:30.058
20	2	2:12.415	28.512	50.544	53.359	247.1	1:01:42.473
21	2	2:20.751 B	28.592	50.913	1:01.246	236.3	1:04:03.224
22	2	6:21.494	4:34.467	53.316	53.711	244.3	1:10:24.718
23	2	2:09.963	28.246	50.073	51.644	246.0	1:12:34.681
24	2	2:10.432	28.179	50.841	51.412	250.6	1:14:45.113
25	2	2:09.630	27.963	50.077	51.590	248.3	1:16:54.743
26	2	2:09.589	28.156	50.078	51.355	247.1	1:19:04.332
27	2	2:18.031 B	28.087	49.845	1:00.099	248.8	1:21:22.363
28	3	5:19.969	3:29.837	53.722	56.410	252.9	1:26:42.332
29	3	9:17.102 B	28.676	50.812	7:57.614	251.2	1:35:59.434

Lap	D	Time	Sector 1	Sector 2	Sector 3	T. Spd	Elapsed
1	1	3:47.802 B	1:50.362	56.554	1:00.886	193.5	3:47.802
2	1	4:07.735	2:21.683	53.238	52.814	240.0	7:55.537
3	1	2:12.936	28.259	51.571	53.106	233.8	10:08.473
4	1	2:13.130	29.496	51.301	52.333	243.8	12:21.603
5	1	2:10.866	28.273	50.492	52.101	233.8	14:32.469
6	1	2:09.656	27.787	50.141	51.728	242.2	16:42.125
7	1	2:08.460	28.073	49.494	50.893	248.3	18:50.585
8	1	2:07.656	27.608	49.428	50.620	252.3	20:58.241
9	1	2:07.970	27.550	49.654	50.766	250.6	23:06.211
10	1	2:08.125	27.737	49.501	50.887	251.2	25:14.336
11	1	2:07.738	27.658	49.478	50.602	252.9	27:22.074



FIA WEC
Collective Test Circuit of The Americas
Collective Test Session 1

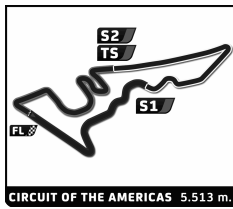
Sector Analysis

Personal Best Session Best B Crossing the finish line in pit lane

Lap	D	Time	Sector 1	Sector 2	Sector 3	T. Spd	Elapsed	Lap	D	Time	Sector 1	Sector 2	Sector 3	T. Spd	Elapsed
12	1	2:14.022 B	27.434	50.799	55.789	247.7	29:36.096	20	1	2:31.837 B	36.145	54.772	1:00.920	248.3	1:08:35.903
13	1	4:40.524	2:59.204	50.202	51.118	252.9	34:16.620	21	1	6:40.090	4:53.288	52.436	54.366	241.1	1:15:15.993
14	1	2:10.207	28.116	51.619	50.472	253.5	36:26.827	22	1	2:17.236	30.310	52.189	54.737	247.7	1:17:33.229
15	1	2:08.261	28.064	49.658	50.539	243.8	38:35.088	23	1	2:13.940	29.141	51.715	53.084	250.0	1:19:47.169
16	1	2:08.296	27.560	49.133	51.603	253.5	40:43.384	24	1	2:13.425	28.940	51.413	53.072	242.2	1:22:00.594
17	1	2:14.062 B	27.527	49.084	57.451	251.7	42:57.446	25	1	2:12.755	28.346	51.745	52.664	250.0	1:24:13.349
18	1	8:37.676	6:47.370	54.365	55.941	234.8	51:35.122	26	1	2:13.586	28.475	51.842	53.269	251.2	1:26:26.935
19	1	2:12.599	28.894	51.021	52.684	247.7	53:47.721	27	1	2:13.541	28.505	51.971	53.065	251.2	1:28:40.476
20	1	2:10.235	28.470	50.392	51.373	252.3	55:57.956	28	1	2:20.083 B	28.584	51.253	1:00.246	251.7	1:31:00.559
21	1	2:09.651	28.073	49.633	51.945	251.7	58:07.607	29	3	8:14.840	6:20.400	56.976	57.464	188.8	1:39:15.399
22	1	2:09.527	27.996	49.686	51.845	252.3	1:00:17.134	30	3	2:15.027	29.716	51.583	53.728	216.0	1:41:30.426
23	1	2:12.112	27.740	51.707	52.665	208.9	1:02:29.246	31	3	2:14.685	29.063	51.510	54.112	237.4	1:43:45.111
24	1	2:08.765	27.793	50.002	50.970	253.5	1:04:38.011	32	3	2:11.941	28.789	50.550	52.602	246.6	1:45:57.052
25	1	2:09.056	27.738	50.334	50.984	251.2	1:06:47.067	33	3	2:10.768	28.109	50.280	52.379	244.9	1:48:07.820
26	1	2:07.769	27.667	49.390	50.712	254.1	1:08:54.836	34	3	2:09.518	28.024	49.983	51.511	249.4	1:50:17.338
27	1	2:07.292	27.501	49.277	50.514	255.3	1:11:02.128	35	3	2:08.693	27.828	49.644	51.221	250.6	1:52:26.031
28	1	2:07.241	27.708	49.158	50.375	253.5	1:13:09.369	36	3	2:08.189	27.790	49.562	50.837	250.0	1:54:34.220
29	1	2:07.295	27.472	49.142	50.681	255.9	1:15:16.664	37	3	2:14.227	28.324	50.706	55.197	241.6	1:56:48.447
30	1	2:09.190	28.161	50.083	50.946	253.5	1:17:25.854	38	3	2:11.805	27.794	50.131	53.880	254.1	1:59:00.252
31	1	2:07.292	27.498	48.980	50.814	254.1	1:19:33.146	39	3	2:09.841	28.074	50.053	51.714	252.9	2:01:10.093
32	1	2:06.919	27.488	49.183	50.248	254.7	1:21:40.065								
33	1	2:17.547 B	28.425	52.379	56.743	240.5	1:23:57.612								
34	2	4:31.108	2:47.909	51.180	52.019	242.7	1:28:28.720								
35	2	2:08.314	27.728	49.603	50.983	252.9	1:30:37.034								
36	2	2:19.529 B	27.451	49.824	1:02.254	247.7	1:32:56.563								
37	2	7:30.840	5:48.465	51.264	51.111	250.0	1:40:27.403								
38	2	2:07.728	27.610	49.399	50.719	252.3	1:42:35.131								
39	2	2:08.260	27.743	49.443	51.074	252.9	1:44:43.391								
40	2	2:07.840	27.649	49.212	50.979	252.9	1:46:51.231								
41	2	2:07.235	27.691	49.251	50.293	252.9	1:48:58.466								
42	2	2:09.824 B	27.638	49.191	52.995	252.3	1:51:08.290								
43	1	3:49.663	2:07.763	50.666	51.234	250.6	1:54:57.953								
44	1	2:07.938	27.728	49.166	51.044	251.2	1:57:05.891								
45	1	2:07.381	27.597	49.095	50.689	253.5	1:59:13.272								
46	1	2:07.820	27.852	49.306	50.662	251.7	2:01:21.092								

57		Krohn Racing		Ferrari F458 Italia			
		1.Tracy KROHN		LMGTE Am			
		2.Niclas JONSSON					
1	3	4:17.893 B	2:02.710	1:05.100	1:10.083	170.6	4:17.893
2	2	5:23.322	3:37.308	52.994	53.020	217.7	9:41.215
3	2	2:14.467	28.237	52.832	53.398	253.5	11:55.682
4	2	2:13.050	28.096	51.753	53.201	252.9	14:08.732
5	2	2:16.982 B	29.119	51.073	56.790	220.0	16:25.714
6	2	6:59.883	5:16.901	51.087	51.895	245.5	23:25.597
7	2	2:11.371	28.702	50.770	51.899	253.5	25:36.968
8	2	2:09.605	28.514	49.745	51.346	254.1	27:46.573
9	2	2:12.456 B	27.944	49.831	54.681	254.1	29:59.029
10	2	9:23.339	7:39.638	51.609	52.092	245.5	39:22.368
11	2	2:09.228	28.067	50.040	51.121	250.6	41:31.596
12	2	2:19.508 B	28.020	49.370	1:02.118	241.1	43:51.104
13	1	8:26.491	6:31.452	58.219	56.820	224.1	52:17.595
14	1	2:21.017	31.292	52.904	56.821	241.6	54:38.612
15	1	2:19.688	30.373	54.481	54.834	217.7	56:58.300
16	1	2:15.862	29.076	52.483	54.303	238.4	59:14.162
17	1	2:16.482	29.410	52.950	54.122	242.2	1:01:30.644
18	1	2:16.764	28.779	52.654	55.331	248.8	1:03:47.408
19	1	2:16.658	29.741	52.297	54.620	242.2	1:06:04.066

61		AF Corse		Ferrari F458 Italia			
		1.Jack GERBER		LMGTE Am			
		2.Matt GRIFFIN					
		3.Marco CIOCI					
1	3	3:11.211 B	1:13.353	57.999	59.859	178.5	3:11.211
2	3	4:03.131	2:17.180	52.709	53.242	208.9	7:14.342
3	3	2:11.493	28.441	50.715	52.337	227.8	9:25.835
4	3	2:10.106	27.986	50.435	51.685	246.6	11:35.941
5	3	2:08.875	27.764	49.923	51.188	248.3	13:44.816
6	3	2:08.329	27.686	49.574	51.069	252.9	15:53.145
7	3	2:18.593 B	27.650	54.089	56.854	242.2	18:11.738
8	3	9:03.501	7:20.719	51.228	51.554	244.3	27:15.239
9	3	2:08.795	27.677	49.878	51.240	247.1	29:24.034
10	3	2:07.984	27.573	49.581	50.830	251.2	31:32.018
11	3	2:07.994	27.564	49.652	50.778	251.7	33:40.012
12	3	2:12.840	27.738	50.207	54.895	252.3	35:52.852
13	3	2:07.930	28.008	49.303	50.619	252.3	38:00.782
14	3	2:07.593	27.550	49.218	50.825	251.7	40:08.375
15	3	2:07.270	27.629	49.142	50.499	252.3	42:15.645
16	3	2:27.942 B	28.842	54.025	1:05.075	182.7	44:43.587
17	1	8:38.834	6:40.198	56.467	1:02.169	177.0	53:22.421
18	1	2:24.145	31.441	54.714	57.990	182.1	55:46.566
19	1	2:22.621	31.365	53.966	57.290	239.5	58:09.187
20	1	2:22.204	30.162	54.834	57.208	242.7	1:00:31.391
21	1	2:30.158	29.767	1:05.886	54.505	249.4	1:03:01.549
22	1	2:17.476	29.696	52.620	55.160	248.3	1:05:19.025
23	1	2:19.629	29.327	52.989	57.313	250.6	1:07:38.654
24	1	2:15.655	29.124	52.118	54.413	249.4	1:09:54.309
25	1	2:15.456	28.867	52.047	54.542	249.4	1:12:09.765
26	1	2:17.063	29.020	52.264	55.779	251.2	1:14:26.828
27	1	2:16.353	29.474	52.554	54.325	250.0	1:16:43.181
28	1	2:15.555	28.805	52.309	54.441	250.6	1:18:58.736
29	1	2:42.700 B	29.296	52.388	1:21.016	250.6	1:21:41.436
30	2	4:48.131	2:58.304	54.677	55.150	215.6	1:26:29.567
31	2	2:17.199	29.081	52.977	55.141	236.8	1:28:46.766
32	2	2:13.166	29.134	51.445	52.587	240.0	1:30:59.932
33	2	2:21.070 B	28.149	50.600	1:02.321	245.5	1:33:21.002
34	2	5:04.731	3:21.079	50.874	52.778	220.4	1:38:25.733



FIA WEC

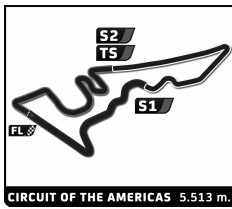
Collective Test Circuit of The Americas

Collective Test Session 1

Sector Analysis

■ Personal Best
 ■ Session Best
 ■ Crossing the finish line in pit lane

Lap	D	Time	Sector 1	Sector 2	Sector 3	T. Spd	Elapsed	Lap	D	Time	Sector 1	Sector 2	Sector 3	T. Spd	Elapsed
70 IMSA Performance Matmut Porsche 911 GT3 RSR 1.Raymond NARAC LMGT Am 2.Jean-Karl VERNAY															
1	1	7:21.163	B	5:26.073	56.135	58.955	199.6	7:21.163							
2	1	6:36.525	B	4:23.866	52.503	1:20.156	219.1	13:57.688							
3	1	49:43.910	B	...	53.469	55.460	231.8	1:03:41.598							
4	1	3:09.423		1:23.225	52.173	54.025	235.3	1:06:51.021							
5	1	2:15.469		28.448	53.791	53.230	241.6	1:09:06.490							
6	1	2:11.447		28.222	50.666	52.559	251.7	1:11:17.937							
7	1	2:11.321		28.315	50.630	52.376	249.4	1:13:29.258							
8	1	2:10.481		28.124	49.887	52.470	252.3	1:15:39.739							
9	1	2:11.188		27.852	50.613	52.723	252.9	1:17:50.927							
10	1	2:11.230		28.446	50.368	52.416	252.3	1:20:02.157							
11	1	2:09.784		27.842	50.149	51.793	252.3	1:22:11.941							
12	1	2:09.641		27.755	49.969	51.917	251.7	1:24:21.582							
13	1	2:09.904		27.977	50.180	51.747	252.9	1:26:31.486							
14	1	2:13.695	B	28.210	50.831	54.654	253.5	1:28:45.181							
15	2	4:33.158	B	2:39.171	52.016	1:01.971	203.8	1:33:18.339							
16	2	5:19.740		3:34.199	52.307	53.234	236.3	1:38:38.079							
17	2	2:10.135		28.268	50.288	51.579	250.6	1:40:48.214							
18	2	2:08.202		27.777	49.587	50.838	254.1	1:42:56.416							
19	2	2:08.090		27.564	49.167	51.359	255.3	1:45:04.506							
20	2	2:08.026		27.529	49.519	50.978	253.5	1:47:12.532							
21	2	2:07.963		27.486	49.176	51.301	251.7	1:49:20.495							
22	2	2:08.611		27.922	49.467	51.222	251.7	1:51:29.106							
23	2	2:07.433		27.350	49.346	50.737	252.9	1:53:36.539							
24	2	2:07.813		27.476	49.181	51.156	254.1	1:55:44.352							
25	2	2:09.365		27.355	50.349	51.661	254.1	1:57:53.717							
26	2	3:01.100	B	27.482	1:15.243	1:18.375	181.8	2:00:54.817							
71 AF Corse Ferrari F458 Italia 1.Kamui KOBAYASHI LMGT Pro 2.Toni VILANDER															
1	2	4:56.361	B	2:36.987	1:07.512	1:11.862	177.6	4:56.361							
2	2	7:20.616		5:28.040	56.559	56.017	210.5	12:16.977							
3	2	2:13.446		29.194	51.174	53.078	241.6	14:30.423							
4	2	2:15.775	B	30.514	50.582	54.679	246.0	16:46.198							
5	2	6:36.876		4:52.537	51.454	52.885	233.3	23:23.074							
6	2	2:10.038		28.243	50.019	51.776	249.4	25:33.112							
7	2	2:08.871		28.403	49.525	50.943	250.6	27:41.983							
8	2	2:08.352		27.901	49.575	50.876	251.7	29:50.335							
9	2	2:13.227	B	28.029	49.582	55.616	251.2	32:03.562							
10	2	4:29.159		2:40.531	53.708	54.920	240.5	36:32.721							
11	2	2:09.306		27.975	50.046	51.285	250.6	38:42.027							
12	2	2:07.870		27.828	49.135	50.907	250.6	40:49.897							
13	2	2:15.097	B	27.719	49.408	57.970	251.7	43:04.994							
14	2	8:18.821		6:31.596	53.691	53.534	241.1	51:23.815							
15	2	2:07.515		27.677	49.324	50.514	248.3	53:31.330							
16	2	2:07.088		27.548	49.099	50.441	251.7	55:38.418							
17	2	2:06.752		27.497	48.993	50.262	252.3	57:45.170							
18	2	2:12.028	B	28.161	49.421	54.446	251.2	59:57.198							
19	1	4:50.221		3:04.890	51.582	53.749	234.8	1:04:47.419							
20	1	2:10.763		28.391	50.504	51.868	251.7	1:06:58.182							
21	1	2:15.826		27.817	49.501	58.508	252.9	1:09:14.008							
22	1	2:11.966		27.819	49.258	54.889	248.3	1:11:25.974							
23	1	2:07.546		27.763	49.002	50.781	252.3	1:13:33.520							
24	1	2:10.046		27.520	48.863	53.663	254.1	1:15:43.566							
25	1	2:15.455		28.418	52.821	54.216	252.3	1:17:59.021							
26	1	2:07.677		27.526	49.282	50.869	252.9	1:20:06.698							
27	1	2:07.281		27.638	48.833	50.810	252.9	1:22:13.979							
28	1	2:16.618		29.157	51.241	56.220	249.4	1:24:30.597							
29	1	2:09.795		27.693	49.868	52.234	254.1	1:26:40.392							
30	1	2:06.928		27.686	48.674	50.568	254.1	1:28:47.320							
31	1	2:06.848		27.246	48.710	50.892	255.3	1:30:54.168							
32	1	2:21.956	B	29.330	51.042	1:01.584	201.5	1:33:16.124							
33	1	6:25.231		4:41.997	51.735	51.499	251.7	1:39:41.355							
34	1	2:08.216		27.728	49.301	51.187	253.5	1:41:49.571							
35	1	2:08.754		27.554	48.935	52.265	252.3	1:43:58.325							
36	1	2:08.752		27.660	49.091	52.001	252.3	1:46:07.077							
37	1	2:13.042	B	27.590	50.514	54.938	250.6	1:48:20.119							
38	2	3:46.682		2:03.137	49.899	53.646	250.0	1:52:06.801							
39	2	2:06.976		27.632	48.939	50.405	251.7	1:54:13.777							
40	2	2:07.025		27.675	49.042	50.308	251.2	1:56:20.802							
41	2	2:13.578		27.448	51.756	54.374	250.0	1:58:34.380							
42	2	2:07.368		27.680	49.035	50.653	253.5	2:00:41.748							
81 8 Star Motorsports Ferrari F458 Italia 1.Vicente POTOLICCHIO LMGT Am 2.Rui AGUAS															
1	3	3:27.788	B	1:35.947	52.563	59.278	242.2	3:27.788							
2	3	4:07.140		2:24.993	50.686	51.461	251.7	7:34.928							
3	3	2:07.588		27.533	49.422	50.633	252.3	9:42.516							
4	3	2:07.278		27.433	49.140	50.705	253.5	11:49.794							
5	3	2:13.793	B	27.454	52.058	54.281	241.6	14:03.587							
6	3	4:30.739		2:46.535	50.744	53.460	255.9	18:34.326							
7	3	2:06.666		27.325	49.175	50.166	254.1	20:40.992							
8	3	2:11.430	B	27.852	50.273	53.305	240.5	22:52.422							
9	2	6:11.093		4:21.575	54.393	55.125	227.8	29:03.515							
10	2	2:14.091		28.531	51.489	54.071	240.0	31:17.606							
11	2	2:12.638		28.865	50.767	53.006	241.1	33:30.244							
12	2	2:11.405		28.152	50.691	52.562	251.7	35:41.649							
13	2	2:10.539		28.195	50.068	52.276	253.5	37:52.188							
14	2	2:10.368		28.108	50.054	52.206	254.7	40:02.556							
15	2	2:09.715		28.032	49.962	51.721	254.7	42:12.271							
16	2	2:29.080	B	28.463	54.810	1:05.807	179.1	44:41.351							
17	2	6:26.006		4:41.544	51.825	52.637	253.5	51:07.357							
18	2	2:13.163		27.999	51.060	54.104	247.1	53:20.520							
19	2	2:09.784		28.382	49.771	51.631	253.5	55:30.304							
20	2	2:08.748		27.697	49.536	51.515	252.3	57:39.052							
21	2	2:08.123		27.628	49.285	51.210	253.5	59:47.175							
22	2	2:08.507		27.545	49.631	51.331	254.1	1:01:55.682							
23	2	2:08.165		27.549	49.359	51.257	255.3	1:04:03.847							
24	2	2:14.451	B	27.949	50.507	55.995	250.6	1:06:18.298							
25	1	4:09.147		2:23.379	52.395	53.373	220.4	1:10:27.445							

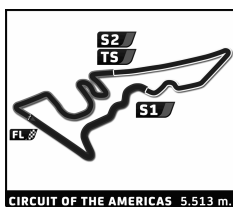


FIA WEC
Collective Test Circuit of The Americas
Collective Test Session 1

Sector Analysis

Personal Best Session Best B Crossing the finish line in pit lane

Lap	D	Time	Sector 1	Sector 2	Sector 3	T. Spd	Elapsed	Lap	D	Time	Sector 1	Sector 2	Sector 3	T. Spd	Elapsed
26	1	2:12.132	28.315	51.109	52.708	235.8	1:12:39.577	34	1	2:17.289B	29.081	51.169	57.039	236.3	1:59:27.628
27	1	2:10.972	28.000	50.881	52.091	249.4	1:14:50.549	91 Porsche AG Team Manthey Porsche 911 RSR							
28	1	2:09.163	27.926	49.834	51.403	252.9	1:16:59.712	1.Jörg BERGMEISTER LMGTE Pro							
29	1	2:08.528	27.748	49.670	51.110	253.5	1:19:08.240	2.Patrick PILET							
30	1	2:10.712	27.726	50.586	52.400	253.5	1:21:18.952	1	1	3:21.356	1:26.819	57.934	56.603	159.5	3:21.356
31	1	2:09.231	27.804	50.113	51.314	252.9	1:23:28.183	2	1	2:17.344	29.831	53.421	54.092	181.5	5:38.700
32	1	2:11.164	28.364	49.968	52.832	253.5	1:25:39.347	3	1	2:12.186	28.626	51.076	52.484	219.5	7:50.886
33	1	2:12.227B	28.706	49.906	53.615	254.7	1:27:51.574	4	1	2:09.083	27.916	49.820	51.347	235.3	9:59.969
34	1	3:34.769	1:52.176	50.967	51.626	247.7	1:31:26.343	5	1	2:11.605	27.776	52.049	51.780	231.8	12:11.574
35	1	2:18.987B	27.628	49.749	1:01.610	251.7	1:33:45.330	6	1	2:08.063	27.616	49.289	51.158	247.1	14:19.637
36	1	4:50.608	3:07.828	51.285	51.495	250.6	1:38:35.938	7	1	2:31.708B	31.487	57.438	1:02.783	162.7	16:51.345
37	1	2:09.070	27.808	50.014	51.248	252.9	1:40:45.008	8	1	15:57.429	...	50.463	52.030	234.8	32:48.774
38	1	2:09.707	27.819	50.694	51.194	229.8	1:42:54.715	9	1	2:08.724	28.143	49.490	51.091	241.1	34:57.498
39	1	2:11.906B	27.683	49.762	54.461	254.1	1:45:06.621	10	1	2:07.100	27.453	49.186	50.461	250.6	37:04.598
40	3	4:00.340	2:19.491	49.886	50.963	252.9	1:49:06.961	11	1	2:08.645	27.546	49.780	51.319	229.8	39:13.243
41	3	2:06.602	27.225	48.906	50.471	253.5	1:51:13.563	12	1	2:06.361	27.203	48.851	50.307	247.7	41:19.604
42	3	2:06.329	27.392	48.592	50.345	253.5	1:53:19.892	13	1	2:13.072B	27.413	49.678	55.981	196.7	43:32.676
43	3	2:11.908	27.287	50.272	54.349	193.2	1:55:31.800	14	1	8:14.470	6:33.774	49.668	51.028	245.5	51:47.146
44	3	2:06.270	27.159	49.002	50.109	255.3	1:57:38.070	15	1	2:07.048	27.508	49.102	50.438	247.7	53:54.194
45	3	2:05.969	27.208	48.740	50.021	255.3	1:59:44.039	16	1	2:08.049B	27.476	48.804	51.769	250.6	56:02.243
46	3	2:09.990B	27.820	49.420	52.750	250.0	2:01:54.029	17	1	5:43.080	4:03.242	49.232	50.606	248.8	1:01:45.323
88 Proton Competition Porsche 911 GT3 RSR								92 Porsche AG Team Manthey Porsche 911 RSR							
1.Christian RIED 3.Paolo RUBERTI LMGTE Am								1.Marc LIEB LMGTE Pro							
2.Gianluca RODA								2.Richard LIETZ							
1	3	9:10.188	7:16.663	56.355	57.170	183.4	9:10.188	1	2	3:20.831	1:24.005	58.700	58.126	172.0	3:20.831
2	3	2:19.605	33.386	51.915	54.304	228.8	11:29.793	2	2	2:22.334	32.791	54.311	55.232	172.0	5:43.165
3	3	2:18.271B	28.896	50.578	58.797	250.6	13:48.064	3	2	2:14.470	28.698	51.848	53.924	207.7	7:57.635
4	3	24:55.817	...	52.685	51.638	250.6	38:43.881	4	2	2:11.016	28.366	49.891	52.759	218.6	10:08.651
5	3	2:09.264	28.216	49.724	51.324	250.0	40:53.145	5	2	2:23.254B	28.765	54.564	59.925	163.9	12:31.905
6	3	2:13.692B	27.710	49.824	56.158	254.7	43:06.837	6	2	9:27.932	7:43.287	50.785	53.860	226.4	21:59.837
7	3	6:23.826	4:41.372	50.380	52.074	251.2	49:30.663	7	2	2:08.811	27.927	49.864	51.020	253.5	24:08.648
8	3	2:08.799	27.659	49.380	51.760	254.1	51:39.462	8	2	2:06.681	27.604	48.758	50.319	254.7	26:15.329
9	3	2:08.398	27.646	49.647	51.105	247.1	53:47.860	9	2	2:06.844	27.486	49.046	50.312	254.1	28:22.173
10	3	2:08.462	27.692	49.720	51.505	251.7	55:56.322	10	2	2:46.032B	27.172	1:10.247	1:08.613	151.7	31:08.205
11	3	2:09.041	27.660	49.706	51.675	251.2	58:05.363	11	2	8:09.444	5:46.674	1:25.346	57.424	112.6	39:17.649
12	3	2:08.193	27.664	49.655	50.874	252.3	1:00:13.556	12	2	2:06.924	27.520	49.011	50.393	252.3	41:24.573
13	3	2:14.298B	27.731	50.077	56.490	251.2	1:02:27.854	13	2	2:15.471B	27.328	49.039	59.104	254.1	43:40.044
14	2	5:12.671	3:17.972	57.678	57.021	230.3	1:07:40.525								
15	2	2:18.220	29.403	53.115	55.702	234.3	1:09:58.745								
16	2	2:15.253	29.504	51.824	53.925	243.2	1:12:13.998								
17	2	2:12.414	28.462	50.848	53.104	250.6	1:14:26.412								
18	2	2:11.916	28.575	50.613	52.728	238.4	1:16:38.328								
19	2	2:10.299	28.104	50.152	52.043	252.9	1:18:48.627								
20	2	2:17.730B	28.194	51.283	58.253	253.5	1:21:06.357								
21	2	5:46.905	4:04.705	50.252	51.948	252.3	1:26:53.262								
22	2	2:11.030	28.000	50.269	52.761	253.5	1:29:04.292								
23	2	2:10.415	28.039	50.403	51.973	252.3	1:31:14.707								
24	2	2:27.981B	28.480	51.925	1:07.576	157.2	1:33:42.688								
25	1	5:34.453	3:40.909	55.566	57.978	190.1	1:39:17.141								
26	1	2:18.045	29.661	52.765	55.619	206.9	1:41:35.186								
27	1	2:15.700	28.921	52.591	54.188	224.5	1:43:50.886								
28	1	2:14.409	28.734	52.090	53.585	220.4	1:46:05.295								
29	1	2:13.929	29.023	51.896	53.010	232.3	1:48:19.224								
30	1	2:12.929	28.495	51.064	53.370	248.3	1:50:32.153								
31	1	2:12.755	28.530	51.362	52.863	244.9	1:52:44.908								
32	1	2:12.906	28.450	51.250	53.206	240.5	1:54:57.814								
33	1	2:12.525	28.568	50.806	53.151	252.9	1:57:10.339								



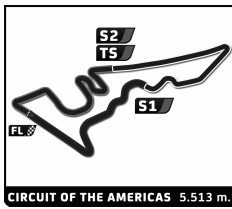
FIA WEC

Collective Test Circuit of The Americas

Collective Test Session 1

Sector Analysis

								■ Personal Best ■ Session Best ■ B Crossing the finish line in pit lane														
Lap	D	Time	Sector 1	Sector 2	Sector 3	T. Spd	Elapsed	Lap	D	Time	Sector 1	Sector 2	Sector 3	T. Spd	Elapsed							
14	2	6:51.265	5:09.221	50.459	51.585	247.7	50:31.309	27	2	2:09.786	27.849	50.012	51.925	250.0	1:23:58.778							
15	2	2:09.957	28.296	49.323	52.338	253.5	52:41.266	28	2	2:09.748	28.118	49.624	52.006	252.9	1:26:08.526							
16	2	2:06.125	27.124	48.713	50.288	253.5	54:47.391	29	2	2:14.416 B	28.395	49.860	56.161	252.9	1:28:22.942							
17	2	2:06.203	27.163	48.709	50.331	254.1	56:53.594	30	3	10:25.061	8:37.823	54.217	53.021	215.6	1:38:48.003							
18	2	2:06.207	27.307	48.779	50.121	255.3	58:59.801	31	3	2:11.746	28.399	50.168	53.179	235.8	1:40:59.749							
19	2	2:11.702 B	27.827	50.533	53.342	253.5	1:01:11.503	32	3	2:09.287	28.183	49.685	51.419	252.9	1:43:09.036							
20	2	5:42.907	3:58.437	50.154	54.316	252.3	1:06:54.410	33	3	2:07.826	27.377	49.591	50.858	253.5	1:45:16.862							
21	2	2:06.049	27.086	48.801	50.162	254.1	1:09:00.459	34	3	2:07.070	27.361	49.130	50.579	252.3	1:47:23.932							
22	2	2:07.489	27.372	48.749	51.368	255.3	1:11:07.948	35	3	2:07.411	27.467	49.079	50.765	250.0	1:49:31.243							
23	2	2:07.918	27.805	49.693	50.420	254.1	1:13:15.866	36	3	2:07.410	27.622	48.989	50.799	248.8	1:51:38.653							
24	2	2:10.172 B	27.004	49.323	53.845	254.7	1:15:26.038	37	3	2:11.093 B	27.717	49.352	54.024	247.1	1:53:49.746							
25	1	4:56.133	3:09.550	52.424	54.159	236.8	1:20:22.171	38	3	4:46.852	2:57.853	56.292	52.707	177.0	1:58:36.598							
26	1	2:10.244	28.483	50.171	51.590	251.2	1:22:32.415	39	3	2:08.666	27.720	49.453	51.493	253.5	2:00:45.264							
27	1	2:08.954	27.755	49.899	51.300	251.2	1:24:41.369	<div style="border: 1px solid black; padding: 5px;"> 96 Aston Martin Racing Aston Martin Vantage V8 1. Stuart HALL LMGTE Am 2. Jamie CAMPBELL-WALTER </div>							1	1	4:32.752	2:37.190	58.236	57.326	191.2	4:32.752
28	1	2:07.797	27.628	48.951	51.218	252.3	1:26:49.166								2	1	2:18.712	30.250	53.944	54.518	201.9	6:51.464
29	1	2:07.292	27.556	49.047	50.689	254.1	1:28:56.458	3	1	2:13.618	28.811	51.737	53.070	235.8	9:05.082							
30	1	2:06.714	27.418	48.874	50.422	253.5	1:31:03.172	4	1	2:22.124	29.923	55.403	56.798	228.8	11:27.206							
31	1	2:18.639 B	27.539	49.296	1:01.804	254.1	1:33:21.811	5	1	2:13.310	28.577	51.424	53.309	248.8	13:40.516							
32	1	6:32.429	4:51.231	50.436	50.762	248.8	1:39:54.240	6	1	2:10.402	28.076	50.665	51.661	251.7	15:50.918							
33	1	2:08.340	27.592	49.120	51.628	251.7	1:42:02.580	7	1	2:10.249	27.683	50.207	52.359	251.2	18:01.167							
34	1	2:07.207	27.447	49.273	50.487	252.3	1:44:09.787	8	1	2:14.817 B	27.652	50.932	56.233	248.8	20:15.984							
35	1	2:08.029	27.424	49.032	51.573	251.2	1:46:17.816	9	2	16:21.914	...	57.009	57.170	208.1	36:37.898							
36	1	2:07.117	27.346	48.979	50.792	247.7	1:48:24.933	10	2	2:17.703	30.340	52.848	54.515	247.7	38:55.601							
37	1	2:10.085 B	27.334	48.915	53.836	252.3	1:50:35.018	11	2	2:15.962	29.324	51.939	54.699	249.4	41:11.563							
38	1	3:33.966	1:54.845	48.815	50.306	250.6	1:54:08.984	12	2	2:20.249 B	28.822	51.591	59.836	248.8	43:31.812							
39	1	2:09.877	27.424	50.835	51.618	198.2	1:56:18.861	13	2	6:26.619	4:40.292	52.047	54.280	248.8	49:58.431							
40	1	2:06.144	27.352	48.666	50.126	252.9	1:58:25.005	14	2	2:12.383	28.640	51.463	52.280	249.4	52:10.814							
41	1	2:07.363	27.372	49.922	50.069	252.9	2:00:32.368	15	2	2:11.641	27.904	50.807	52.930	250.6	54:22.455							
<div style="border: 1px solid black; padding: 5px;"> 95 Aston Martin Racing Aston Martin Vantage V8 1. Christoffer NYGAARD LMGTE Am 2. Kristian POULSEN </div>								16	2	2:10.773	28.366	50.353	52.054	250.6	56:33.228							
								17	2	2:12.325 B	28.027	50.310	53.988	251.2	58:45.553							
1	1	2:41.293 B	47.415	55.373	58.505	225.9	2:41.293	18	1	7:43.728	5:59.070	51.522	53.136	241.6	1:06:29.281							
2	1	4:39.306	2:54.138	52.230	52.938	240.0	7:20.599	19	1	2:09.641	27.910	50.078	51.653	251.2	1:08:38.922							
3	1	2:09.879	28.415	50.168	51.296	251.2	9:30.478	20	1	2:08.879	27.525	49.935	51.419	252.3	1:10:47.801							
4	1	2:08.110	27.638	49.578	50.894	251.2	11:38.588	21	1	2:09.579	27.652	49.730	52.197	248.8	1:12:57.380							
5	1	2:08.026	27.625	49.468	50.933	252.3	13:46.614	22	1	2:13.383 B	29.688	50.117	53.578	252.3	1:15:10.763							
6	1	2:16.190	27.497	50.460	58.233	252.3	16:02.804	23	2	13:57.796	...	51.617	52.411	248.3	1:29:08.559							
7	1	2:08.413	27.753	49.883	50.777	252.9	18:11.217	24	2	2:10.632	27.890	51.550	51.192	251.2	1:31:19.191							
8	1	2:07.946	27.525	49.338	51.083	251.7	20:19.163	25	2	2:24.904 B	27.492	50.129	1:07.283	210.1	1:33:44.095							
9	1	2:14.367 B	27.481	49.323	57.563	252.9	22:33.530	26	2	4:46.337	3:03.306	50.862	52.169	249.4	1:38:30.432							
10	1	13:34.176	...	56.366	56.167	181.5	36:07.706	27	2	2:08.672	27.515	50.153	51.004	252.3	1:40:39.104							
11	1	2:16.942	30.245	52.768	53.929	218.6	38:24.648	28	2	2:08.047	27.372	49.793	50.882	253.5	1:42:47.151							
12	1	2:12.773	29.193	51.202	52.378	221.8	40:37.421	29	2	2:08.165	27.459	49.761	50.945	253.5	1:44:55.316							
13	1	2:15.683 B	29.022	50.434	56.227	229.3	42:53.104	30	2	2:09.806 B	27.410	49.512	52.884	251.2	1:47:05.122							
14	1	5:01.988	3:18.788	50.923	52.277	228.3	47:55.092	31	2	6:25.243	4:42.051	51.149	52.043	218.2	1:53:30.365							
15	1	2:09.914	28.173	50.167	51.574	235.3	50:05.006	32	2	2:08.100	27.393	49.562	51.145	251.2	1:55:38.465							
16	1	2:10.150	27.640	49.802	52.708	240.5	52:15.156	33	2	2:07.143	27.403	49.167	50.573	251.7	1:57:45.608							
17	1	2:09.471	27.710	49.733	52.028	240.0	54:24.627	34	2	2:06.917	27.269	49.406	50.242	253.5	1:59:52.525							
18	1	2:11.091	29.119	50.626	51.346	240.0	56:35.718	35	2	2:13.745 B	28.530	51.786	53.429	249.4	2:02:06.270							
19	1	2:08.398	27.714	49.284	51.400	236.3	58:44.116	<div style="border: 1px solid black; padding: 5px;"> 97 Aston Martin Racing Aston Martin Vantage V8 1. Stefan MÜCKE LMGTE Pro 2. Darren TURNER </div>							1	2	3:22.517 B	1:30.204	54.600	57.713	193.5	3:22.517
20	1	2:10.275 B	27.952	49.260	53.063	236.8	1:00:54.391								2	2	6:52.064	5:08.672	50.941	52.451	246.6	10:14.581
21	2	9:52.807	8:02.507	55.171	55.129	211.8	1:10:47.198	3	2	2:08.811	28.072	49.751	50.988	250.0	12:23.392							
22	2	2:14.088	29.651	50.674	53.763	233.3	1:13:01.286															
23	2	2:14.921	28.336	53.600	52.985	250.6	1:15:16.207															
24	2	2:11.977	28.269	51.107	52.601	251.2	1:17:28.184															
25	2	2:10.880	27.764	50.161	52.955	254.1	1:19:39.064															
26	2	2:09.928	27.899	50.102	51.927	251.7	1:21:48.992															



FIA WEC
Collective Test Circuit of The Americas
Collective Test Session 1

Sector Analysis

Personal Best Session Best B Crossing the finish line in pit lane

Lap	D	Time	Sector 1	Sector 2	Sector 3	T. Spd	Elapsed	Lap	D	Time	Sector 1	Sector 2	Sector 3	T. Spd	Elapsed
4	2	2:07.940	27.815	49.202	50.923	252.3	14:31.332	25	3	2:18.338B	28.851	51.820	57.667	223.1	1:13:46.888
5	2	2:07.583	27.817	49.128	50.638	250.6	16:38.915	26	2	10:08.053	8:17.390	57.821	52.842	192.9	1:23:54.941
6	2	2:08.233	27.843	49.111	51.279	251.7	18:47.148	27	2	2:07.878	27.899	49.479	50.500	251.7	1:26:02.819
7	2	2:07.382	27.598	49.268	50.516	251.2	20:54.530	28	2	2:08.362	27.716	49.320	51.326	254.7	1:28:11.181
8	2	2:06.512	27.668	48.833	50.011	251.7	23:01.042	29	2	2:08.325	27.812	50.015	50.498	254.1	1:30:19.506
9	2	2:06.951	27.495	48.949	50.507	252.3	25:07.993	30	2	2:12.118B	27.583	49.149	55.386	251.7	1:32:31.624
10	2	2:11.782B	27.962	50.486	53.334	250.6	27:19.775	31	3	9:15.345	7:35.318	49.631	50.396	252.3	1:41:46.969
11	2	16:27.181B	...	58.095	59.915	170.6	43:46.956	32	3	2:06.335	27.136	49.312	49.887	253.5	1:43:53.304
12	2	5:38.476	3:55.683	51.232	51.561	248.3	49:25.432	33	3	2:10.912B	27.272	50.654	52.986	254.1	1:46:04.216
13	2	2:08.673	28.162	49.404	51.107	250.6	51:34.105	34	2	6:05.076	4:20.015	52.808	52.253	248.3	1:52:09.292
14	2	2:06.762	27.498	49.187	50.077	251.2	53:40.867	35	2	2:06.742	27.639	48.895	50.208	255.3	1:54:16.034
15	2	2:06.554	27.599	48.907	50.048	252.3	55:47.421	36	2	2:05.890	27.186	48.659	50.045	255.3	1:56:21.924
16	2	2:13.365B	28.245	49.424	55.696	251.7	58:00.786	37	2	2:08.617	27.205	50.199	51.213	253.5	1:58:30.541
17	2	5:55.778	4:16.390	49.138	50.250	251.2	1:03:56.564	38	2	2:07.192	27.381	48.701	51.110	254.7	2:00:37.733
18	2	2:07.956	27.946	49.336	50.674	251.7	1:06:04.520								
19	2	2:06.352	27.719	48.591	50.042	251.2	1:08:10.872								
20	2	2:08.800	27.434	50.484	50.882	244.3	1:10:19.672								
21	2	2:08.897B	27.743	49.155	51.999	250.0	1:12:28.569								
22	2	9:39.876	7:59.529	49.813	50.534	249.4	1:22:08.445								
23	2	2:06.393	27.559	48.716	50.118	250.0	1:24:14.838								
24	2	2:08.686	27.560	50.942	50.184	252.3	1:26:23.524								
25	2	2:06.108	27.474	48.564	50.070	252.9	1:28:29.632								
26	2	2:10.493B	27.696	50.288	52.509	208.5	1:30:40.125								
27	2	14:18.501	...	49.622	50.889	249.4	1:44:58.626								
28	2	2:06.651	27.509	48.912	50.230	250.6	1:47:05.277								
29	2	2:06.107	27.329	48.619	50.159	251.7	1:49:11.384								
30	2	2:09.299B	27.737	48.308	53.254	254.7	1:51:20.683								
31	2	4:18.701	2:23.811	58.626	56.264	231.3	1:55:39.384								
32	2	2:17.091	29.649	52.928	54.514	246.0	1:57:56.475								
33	2	2:13.456	29.113	51.333	53.010	248.3	2:00:09.931								

98		Aston Martin Racing		Aston Martin Vantage V8			
		1. Paul DALLA LANA		LMGTE Pro			
		2. Pedro LAMY					
		3. Richie STANAWAY					
1	2	3:22.960	1:27.790	58.078	57.092	184.6	3:22.960
2	2	2:13.056	28.983	51.417	52.656	239.5	5:36.016
3	2	2:09.890	28.130	49.959	51.801	248.8	7:45.906
4	2	2:09.021	27.820	49.986	51.215	248.8	9:54.927
5	2	2:08.003	27.753	49.449	50.801	248.8	12:02.930
6	2	2:08.351	27.707	49.887	50.757	250.6	14:11.281
7	2	2:08.038	27.689	49.647	50.702	248.8	16:19.319
8	2	2:13.220B	27.663	49.592	55.965	251.2	18:32.539
9	3	6:21.896	4:35.429	52.698	53.769	220.0	24:54.435
10	3	2:11.622	28.503	50.807	52.312	250.0	27:06.057
11	3	2:10.921	28.038	50.302	52.581	251.7	29:16.978
12	3	2:08.731	27.876	49.724	51.131	250.6	31:25.709
13	3	2:11.512	27.910	49.431	54.171	251.7	33:37.221
14	3	2:13.832B	27.621	50.280	55.931	216.0	35:51.053
15	3	8:18.162B	6:26.547	53.478	58.137	202.2	44:09.215
16	3	3:49.901	2:08.106	50.369	51.426	247.1	47:59.116
17	3	2:07.398	27.678	49.155	50.565	251.7	50:06.514
18	3	2:08.022	27.720	48.964	51.338	252.3	52:14.536
19	3	2:07.435	27.419	48.866	51.150	252.3	54:21.971
20	3	2:10.587B	28.062	49.799	52.726	247.1	56:32.558
21	3	8:36.091	6:48.492	49.870	57.729	250.6	1:05:08.649
22	3	2:07.207	27.502	49.149	50.556	252.3	1:07:15.856
23	3	2:06.541	27.314	48.538	50.689	252.3	1:09:22.397
24	3	2:06.153	27.165	48.613	50.375	256.5	1:11:28.550

99		Aston Martin Racing		Aston Martin Vantage V8			
		1. Bruno SENNA		LMGTE Pro			
		2. Frédéric MAKOWIECKI					
1	1	3:59.300	1:59.061	1:02.717	57.522	190.8	3:59.300
2	1	2:15.057B	28.935	50.780	55.342	244.3	6:14.357
3	1	6:43.464	4:45.445	56.257	1:01.762	225.9	12:57.821
4	1	2:09.130	28.177	49.684	51.269	249.4	15:06.951
5	1	2:07.387	27.645	48.856	50.886	249.4	17:14.338
6	1	2:08.529	27.944	49.755	50.830	251.2	19:22.867
7	1	2:10.130	28.028	50.555	51.547	248.8	21:32.997
8	1	2:06.790	27.451	48.881	50.458	250.6	23:39.787
9	1	2:10.634B	27.187	50.938	52.509	248.8	25:50.421
10	1	16:20.177	...	51.130	51.609	247.1	42:10.598
11	1	2:29.104B	29.437	54.686	1:04.981	178.5	44:39.702
12	1	3:23.253	1:42.130	49.478	51.645	244.3	48:02.955
13	1	2:06.583	27.299	48.988	50.296	250.6	50:09.538
14	1	2:07.163	27.183	48.885	51.095	251.7	52:16.701
15	1	2:08.400	27.774	49.397	51.229	252.9	54:25.101
16	1	2:09.026B	28.021	49.197	51.808	251.7	56:34.127
17	1	7:57.036	6:16.273	49.872	50.891	248.3	1:04:31.163
18	1	2:06.492	27.467	48.755	50.270	249.4	1:06:37.655
19	1	2:06.555	27.426	48.929	50.200	251.7	1:08:44.210
20	1	2:06.828	27.495	49.064	50.269	251.7	1:10:51.038
21	1	2:11.632B	28.125	49.910	53.597	243.8	1:13:02.670
22	2	6:44.590	5:02.040	50.692	51.858	250.6	1:19:47.260
23	2	2:10.646	28.120	49.783	52.743	251.2	1:21:57.906
24	2	2:07.016	27.463	49.281	50.272	250.6	1:24:04.922
25	2	2:06.530	27.370	48.914	50.246	252.3	1:26:11.452
26	2	2:07.951	27.260	49.042	51.649	254.1	1:28:19.403
27	2	2:07.169	27.295	49.064	50.810	252.3	1:30:26.572
28	2	2:11.646B	27.579	48.940	55.127	251.2	1:32:38.218
29	2	8:43.491	7:03.681	49.377	50.433	250.6	1:41:21.709
30	2	2:06.310	27.375	48.952	49.983	252.9	1:43:28.019
31	2	2:10.031B	27.123	48.358	54.550	253.5	1:45:38.050
32	2	5:41.863B	3:59.664	48.708	53.491	248.3	1:51:19.913
33	2	3:21.238	1:38.974	48.587	53.677	211.4	1:54:41.151
34	2	2:05.225	27.122	48.245	49.858	252.3	1:56:46.376
35	2	2:04.727	26.949	48.277	49.501	253.5	1:58:51.103
36	2	2:07.380	27.123	49.387	50.870	254.7	2:00:58.483