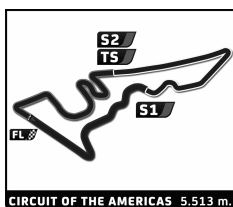


FIA WEC
6 Hours of Circuit of The Americas
Free Practice 3
Sector Analysis

■ Personal Best ■ Session Best ■ Crossing the finish line in pit lane

Lap	D	Time	Sector 1	Sector 2	Sector 3	T. Spd	Elapsed	Lap	D	Time	Sector 1	Sector 2	Sector 3	T. Spd	Elapsed
1	Audi Sport Team Joest 1.André LOTTERER 3.Marcel FÄSSLER 2.Benoit TRÉLUYER							Audi R18 e-tron quattro LMP1							
1	3	2:06.299	34.411	46.277	45.611	273.4	2:06.299	25	3	1:49.582	23.971	41.573	44.038	282.0	50:34.254
2	3	1:52.357	24.085	42.178	46.094	281.2	3:58.656	26	3	1:49.562	23.905	41.606	44.051	282.0	52:23.816
3	3	1:50.048	24.028	41.870	44.150	283.5	5:48.704	27	3	1:56.518	24.577	43.000	48.941	278.4	54:20.334
4	3	1:53.835	23.798	42.050	47.987	284.2	7:42.539	28	3	1:49.460	23.713	42.121	43.626	284.2	56:09.794
5	3	1:48.877	23.826	41.228	43.823	283.5	9:31.416	29	3	1:55.709	24.200	43.295	48.214	250.6	58:05.503
6	3	1:52.778	23.793	43.471	45.514	285.7	11:24.194	30	3	1:49.286	23.692	42.118	43.476	281.2	59:54.789
7	3	1:53.263 B	23.604	41.563	48.096	284.2	13:17.457	31	3	1:48.741	23.550	41.391	43.800	278.4	1:01:43.530
8	3	4:30.267	3:02.842	43.079	44.346	277.6	17:47.724								
9	3	1:48.840	23.841	41.468	43.531	280.5	19:36.564								
10	3	1:50.304	24.069	41.784	44.451	282.0	21:26.868								
11	3	1:49.833	23.563	41.356	44.914	283.5	23:16.701								
12	3	1:48.964	23.803	41.460	43.701	282.0	25:05.665								
13	3	1:49.067	23.681	41.305	44.081	282.0	26:54.732								
14	3	1:51.260 B	23.788	42.204	45.268	285.0	28:45.992								
15	1	3:27.117	1:59.210	43.225	44.682	279.8	32:13.109								
16	1	1:53.071	24.330	43.390	45.351	281.2	34:06.180								
17	1	1:49.715	23.884	41.829	44.002	281.2	35:55.895								
18	1	1:50.440	23.771	41.628	45.041	281.2	37:46.335								
19	1	1:51.463	24.291	41.798	45.374	282.7	39:37.798								
20	1	1:54.616	24.078	43.595	46.943	283.5	41:32.414								
21	1	1:50.380	23.858	41.533	44.989	281.2	43:22.794								
22	1	1:53.720 B	23.880	43.539	46.301	278.4	45:16.514								
23	1	8:11.378	6:39.929	46.004	45.445	268.0	53:27.892								
24	1	1:59.894	25.509	41.886	52.499	279.8	55:27.786								
25	1	1:48.650	23.905	41.317	43.428	279.1	57:16.436								
26	1	1:48.701	23.785	41.499	43.417	281.2	59:05.137								
27	1	1:48.934	23.896	41.429	43.609	282.7	1:00:54.071								
8	Toyota Racing 1.Anthony DAVIDSON 3.Stéphane SARRAZIN 2.Sébastien BUEMI							Toyota TS030 - Hybrid LMP1							
1	2	2:16.021	42.522	46.949	46.550	275.5	2:16.021								
2	2	1:51.971	24.194	42.965	44.812	279.1	4:07.992								
3	2	1:50.445	23.960	42.308	44.177	279.8	5:58.437								
4	2	1:49.677	23.632	42.081	43.964	279.8	7:48.114								
5	2	1:52.605	25.194	42.469	44.942	274.8	9:40.719								
6	2	1:54.657 B	24.642	42.483	47.532	282.7	11:35.376								
7	1	2:53.247	1:21.952	44.801	46.494	280.5	14:28.623								
8	1	1:52.722	24.221	43.659	44.842	279.1	16:21.345								
9	1	1:52.342	23.909	42.260	46.173	282.0	18:13.687								
10	1	1:53.423	24.027	44.388	45.008	280.5	20:07.110								
11	1	1:55.918 B	24.724	44.927	46.267	281.2	22:03.028								
12	1	11:30.515	...	43.454	46.097	277.6	33:33.543								
13	1	1:51.766	24.234	42.778	44.754	278.4	35:25.309								
14	1	1:56.549 B	24.033	44.281	48.235	279.8	37:21.858								
15	1	2:58.033	1:30.354	43.741	43.938	278.4	40:19.891								
16	1	1:50.119	23.830	42.046	44.243	278.4	42:10.010								
17	1	1:50.463	24.061	42.276	44.126	278.4	44:00.473								
18	1	1:52.033	24.568	42.867	44.598	279.8	45:52.506								
19	1	1:52.809 B	24.042	43.385	45.382	279.8	47:45.315								
20	3	2:52.830	1:23.766	44.053	45.011	277.6	50:38.145								
21	3	1:54.221	24.014	45.042	45.165	277.6	52:32.366								
22	3	1:53.952	24.014	43.640	46.298	280.5	54:26.318								
23	3	1:52.141	23.953	43.983	44.205	278.4	56:18.459								
24	3	1:51.030	23.881	42.562	44.587	280.5	58:09.489								
25	3	1:54.686	24.576	44.588	44.522	279.8	1:00:04.175								
12	Rebellion Racing 1.Nicolas PROST 3.Mathias BECHE 2.Nick HEIDFELD							Lola B12/60 Coupé - Toyota LMP1							
1	3	2:32.677	46.743	52.445	53.489	219.1	2:32.677								
2	3	2:00.605	26.236	45.955	48.414	276.2	4:33.282								
3	3	1:56.335	25.142	43.847	47.346	278.4	6:29.617								
4	3	1:55.182	24.860	44.352	45.970	279.1	8:24.799								
5	3	1:53.053	24.492	43.487	45.074	278.4	10:17.852								
6	3	1:58.529 B	24.989	43.439	50.101	279.1	12:16.381								
7	3	7:38.590	6:03.001	49.560	46.029	276.2	19:54.971								
8	3	1:55.523	25.586	44.311	45.626	276.9	21:50.494								
9	3	1:54.008	24.760	43.373	45.875	279.8	23:44.502								
10	3	1:53.843	24.623	43.544	45.676	278.4	25:38.345								
11	3	2:18.025 B	24.271	43.593	1:10.161	247.1	27:56.370								
12	2	18:44.102 B	...	50.040	53.489	244.9	46:40.472								
13	2	8:29.493 B	6:51.215	47.966	50.312	225.0	55:09.965								
14	2	5:27.335	3:56.400	44.607	46.328	276.9	1:00:37.300								
24	OAK Racing 1.Olivier PLA 3.Alex BRUNDLE 2.David HEINEMEIER HANSSON							Morgan - Nissan LMP2							
1	2	3:19.178 B	1:24.401	55.635	59.142	221.8	3:19.178								



FIA WEC

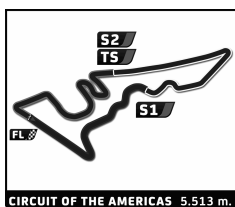
6 Hours of Circuit of The Americas

Free Practice 3

Sector Analysis

■ Personal Best
 ■ Session Best
 ■ Crossing the finish line in pit lane

Lap	D	Time	Sector 1	Sector 2	Sector 3	T. Spd	Elapsed	Lap	D	Time	Sector 1	Sector 2	Sector 3	T. Spd	Elapsed		
32	Lotus		3.Jan CHAROUZ			Lotus T128		Greaves Motorsport								Zytek Z11SN - Nissan	
	1.Thomas HOLZER		2.Dominik KRAIHAMER		LMP2		1.Christian ZUGEL		2.Chris DYSON		3.Tom KIMBER-SMITH		LMP2				
	1	3	3:24.734	1:19.565	1:12.956	52.213	199.3	3:24.734	1	3	2:12.789	37.108	47.115	48.566	233.3	2:12.789	
	2	3	2:00.329	26.301	46.824	47.204	263.4	5:25.063	2	3	1:58.998	25.564	46.290	47.144	260.9	4:11.787	
	3	3	1:59.274	25.476	46.043	47.755	264.7	7:24.337	3	3	2:02.510	25.344	46.688	50.478	262.1	6:14.297	
	4	3	1:59.471	25.580	46.006	47.885	267.3	9:23.808	4	3	6:07.389	4:33.705	46.263	47.421	258.4	12:21.686	
	5	3	2:01.974	25.776	47.469	48.729	267.3	11:25.782	5	3	1:57.233	25.493	45.030	46.710	259.6	14:18.919	
	6	3	1:58.855	25.654	45.650	47.551	265.4	13:24.637	6	3	1:57.311	25.566	45.114	46.631	260.2	16:16.230	
	7	3	2:02.422	25.615	45.592	51.215	265.4	15:27.059	7	3	1:58.305	25.454	44.855	47.996	261.5	18:14.535	
	8	2	5:47.097	4:08.399	48.305	50.393	262.1	21:14.156	8	3	2:00.062	25.294	46.299	48.469	260.9	20:14.597	
	9	2	2:01.565	25.898	46.061	49.606	258.4	23:15.721	9	2	4:28.951	2:51.455	48.344	49.152	259.0	24:43.548	
	10	2	2:01.132	26.316	45.699	49.117	264.1	25:16.853	10	2	1:59.797	25.978	45.963	47.856	260.2	26:43.345	
	11	2	2:01.455	25.804	47.263	48.388	264.1	27:18.308	11	2	1:59.207	25.633	46.019	47.555	259.0	28:42.552	
	12	2	2:00.490	26.046	46.584	47.860	264.1	29:18.798	12	2	2:09.254	25.824	45.563	47.499	259.6	30:51.806	
	13	2	2:00.024	26.097	45.657	48.270	262.1	31:18.822	13	2	2:01.595	26.693	46.587	48.315	260.2	32:53.401	
	14	2	2:03.065	25.783	46.199	51.083	237.9	33:21.887	14	2	2:01.165	25.828	45.598	49.739	260.2	34:54.566	
	15	2	2:01.126	25.654	45.948	49.524	265.4	35:23.013	15	2	5:03.805	3:29.890	46.635	47.280	259.0	39:58.371	
	16	2	2:12.006	27.912	49.062	55.032	232.3	37:35.019	16	2	2:00.751	25.868	47.728	47.155	259.0	41:59.122	
	17	1	7:09.422	5:32.681	47.667	49.074	261.5	44:44.441	17	2	1:58.747	25.692	45.556	47.499	259.6	43:57.869	
	18	1	2:00.641	25.785	46.426	48.430	263.4	46:45.082	18	2	1:58.668	25.580	45.914	47.174	259.6	45:56.537	
	19	1	1:59.525	25.626	45.880	48.019	264.1	48:44.607	19	2	2:06.688	27.186	48.766	50.736	259.6	48:03.225	
	20	1	1:59.140	25.747	45.621	47.772	264.7	50:43.747	20	1	3:51.187	2:10.381	49.792	51.014	252.9	51:54.412	
	21	1	2:00.665	25.898	46.209	48.558	264.7	52:44.412	21	1	2:05.481	27.000	48.827	49.654	256.5	53:59.893	
	22	1	2:01.078	25.939	46.231	48.908	265.4	54:45.490	22	1	2:04.182	26.825	48.063	49.294	257.1	56:04.075	
	23	1	2:01.003	25.839	47.080	48.084	264.7	56:46.493	23	1	2:03.499	26.639	47.484	49.376	257.1	58:07.574	
	24	1	2:02.295	26.646	46.795	48.854	264.7	58:48.788	24	1	2:03.566	26.874	47.478	49.214	257.8	1:00:11.140	
25	1	1:59.814	25.599	45.627	48.588	265.4	1:00:48.602										
35	OAK Racing		3.Martin PLOWMAN			Morgan - Nissan		OAK Racing								Morgan - Nissan	
	1.Bertrand BAGUETTE		2.Ricardo GONZALEZ		LMP2		1.Jacques NICOLET		2.Jean-Marc MERLIN		3.Erik MARIS		LMP2				
	1	2	4:10.309	2:15.137	54.132	1:01.040	203.0	4:10.309	1	1	2:33.352	48.164	53.136	52.052	245.5	2:33.352	
	2	2	3:57.240	2:07.892	57.178	52.170	191.2	8:07.549	2	1	2:03.390	26.819	47.514	49.057	259.6	4:36.742	
	3	2	2:04.134	27.101	48.284	48.749	262.8	10:11.683	3	1	2:01.988	26.295	47.439	48.254	262.1	6:38.730	
	4	2	2:01.701	26.076	47.696	47.929	264.1	12:13.384	4	1	2:00.800	26.139	46.228	48.433	266.0	8:39.530	
	5	2	1:59.707	25.992	45.922	47.793	263.4	14:13.091	5	1	2:05.573	26.080	48.951	50.542	265.4	10:45.103	
	6	2	1:59.357	25.670	46.009	47.678	265.4	16:12.448	6	1	2:01.329	25.962	46.368	48.999	262.8	12:46.432	
	7	2	2:00.923	25.551	46.204	49.168	266.0	18:13.371	7	1	2:08.024	26.193	46.892	54.939	262.1	14:54.456	
	8	2	2:01.158	25.623	47.883	47.652	265.4	20:14.529	8	2	4:09.391	2:27.844	49.877	51.670	261.5	19:03.847	
	9	2	1:59.730	25.457	45.516	48.757	264.7	22:14.259	9	2	2:05.816	27.071	47.907	50.838	262.1	21:09.663	
	10	2	2:04.020	25.841	47.425	50.754	265.4	24:18.279	10	2	2:06.778	26.953	49.028	50.797	260.9	23:16.441	
	11	1	5:05.133	3:26.833	46.980	51.320	266.0	29:23.412	11	2	2:04.760	27.104	48.016	49.640	262.8	25:21.201	
	12	1	1:55.965	25.260	44.693	46.012	266.0	31:19.377	12	2	2:04.389	26.763	48.156	49.470	262.8	27:25.590	
	13	1	2:01.744	25.693	45.858	50.193	268.0	33:21.121	13	2	2:04.123	26.643	47.879	49.601	262.8	29:29.713	
	14	1	1:57.035	25.020	44.949	47.066	266.7	35:18.156	14	2	2:02.381	26.176	47.299	48.906	263.4	31:32.094	
	15	1	2:03.033	25.464	46.306	51.263	267.3	37:21.189	15	2	2:17.531	28.316	50.786	58.429	262.8	33:49.625	
	16	1	1:55.114	25.183	44.173	45.758	266.7	39:16.303	16	3	5:04.548	2:50.096	1:21.214	53.238	226.4	38:54.173	
	17	1	2:00.031	25.873	46.450	47.708	266.7	41:16.334	17	3	2:07.591	28.107	49.297	50.187	261.5	41:01.764	
	18	3	4:51.854	3:10.366	48.136	53.352	222.2	46:08.188	18	3	2:14.531	26.854	48.172	59.505	261.5	43:16.295	
	19	3	1:57.885	25.463	45.709	46.713	264.7	48:06.073	19	3	2:06.005	27.160	48.972	49.873	263.4	45:22.300	
	20	3	1:57.157	25.399	44.723	47.035	265.4	50:03.230	20	3	2:04.598	27.205	47.714	49.679	263.4	47:26.898	
	21	3	1:57.397	25.239	44.935	47.223	265.4	52:00.627	21	3	2:36.023	27.181	1:18.259	50.583	225.9	50:02.921	
	22	3	2:22.726	25.781	51.750	1:05.195	241.1	54:23.353	22	3	2:03.612	27.413	47.372	48.827	262.1	52:06.533	
	23	3	2:00.132	25.821	47.489	46.822	263.4	56:23.485	23	3	2:27.496	39.066	53.856	54.574	240.0	54:34.029	
	24	3	1:58.810	25.381	44.973	48.456	264.1	58:22.295	24	3	2:40.446	27.000	48.811	1:24.635	263.4	57:14.475	
25	3	1:57.796	25.379	45.366	47.051	264.7	1:00:20.091	25	3	2:44.602	45.321	55.499	1:03.782	205.7	59:59.077		



FIA WEC 6 Hours of Circuit of The Americas Free Practice 3

Sector Analysis

Personal Best Session Best B Crossing the finish line in pit lane

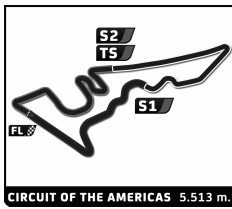
Lap	D	Time	Sector 1	Sector 2	Sector 3	T. Spd	Elapsed	Lap	D	Time	Sector 1	Sector 2	Sector 3	T. Spd	Elapsed
4	2	2:08.634	27.582	50.026	51.026	254.1	9:19.975	6	2	2:05.841	27.177	49.092	49.572	253.5	14:26.437
5	2	2:09.671	27.570	50.504	51.597	255.9	11:29.646	7	2	2:04.830	26.956	48.420	49.454	252.9	16:31.267
6	2	2:21.099	27.380	52.284	1:01.435	183.7	13:50.745	8	2	2:04.561	26.758	48.196	49.607	253.5	18:35.828
7	1	6:14.012	4:28.122	52.863	53.027	237.4	20:04.757	9	2	2:06.498	26.734	48.369	51.395	252.9	20:42.326
8	1	2:10.732	28.142	50.465	52.125	233.3	22:15.489	10	1	3:37.804	1:56.187	51.437	50.180	235.8	24:20.130
9	1	2:09.320	27.795	50.113	51.412	252.3	24:24.809	11	1	2:05.617	26.991	48.664	49.962	253.5	26:25.747
10	1	2:09.442	27.923	49.655	51.864	246.0	26:34.251	12	1	2:04.969	26.859	48.334	49.776	253.5	28:30.716
11	1	2:08.852	27.508	49.908	51.436	252.9	28:43.103	13	1	2:05.151	26.780	48.365	50.006	252.9	30:35.867
12	1	2:09.773	27.475	50.076	52.222	252.9	30:52.876	14	1	2:09.158	27.081	48.325	53.752	253.5	32:45.025
13	1	2:10.936	27.470	51.790	51.676	251.7	33:03.812	15	2	4:24.871	2:43.800	50.162	50.909	232.3	37:09.896
14	1	2:09.363	27.281	49.736	52.346	252.9	35:13.175	16	2	2:04.618	26.735	48.268	49.615	252.3	39:14.514
15	1	2:16.030	27.977	51.389	56.664	222.7	37:29.205	17	2	2:04.672	26.914	48.298	49.460	253.5	41:19.186
16	3	5:49.636	4:04.252	53.937	51.447	248.3	43:18.841	18	2	2:04.764	26.716	48.388	49.660	253.5	43:23.950
17	3	2:07.433	27.277	49.411	50.745	252.9	45:26.274	19	2	2:05.853	26.673	48.388	50.792	252.9	45:29.803
18	3	2:06.480	27.109	48.974	50.397	254.1	47:32.754	20	1	4:07.465	2:26.775	50.920	49.770	251.7	49:37.268
19	3	2:06.466	27.124	49.068	50.274	254.1	49:39.220	21	1	2:05.063	27.001	48.237	49.825	252.3	51:42.331
20	3	2:06.399	27.048	48.971	50.380	253.5	51:45.619	22	1	2:05.080	27.036	48.364	49.680	252.3	53:47.411
21	3	2:17.443	34.609	51.307	51.527	223.1	54:03.062	23	1	2:04.799	26.921	48.334	49.544	252.3	55:52.210
22	3	2:06.172	27.016	48.856	50.300	254.1	56:09.234	24	1	2:05.151	26.905	48.415	49.831	252.3	57:57.361
23	3	2:07.408	27.418	49.348	50.642	253.5	58:16.642	25	1	2:05.265	27.034	48.351	49.880	252.9	1:00:02.626
24	3	2:13.639	27.052	49.191	57.396	254.1	1:00:30.281								

91 Porsche AG Team Manthey		Porsche 911 RSR					
1. Jürg BERGMEISTER		LMGTE Pro					
2. Patrick PILET							
1	1	2:34.181	48.902	53.067	52.212	236.8	2:34.181
2	1	2:06.367	27.411	48.702	50.254	250.6	4:40.548
3	1	2:06.048	27.281	48.672	50.095	251.2	6:46.596
4	1	2:05.664	27.131	48.542	49.991	252.9	8:52.260
5	1	2:05.700	27.115	48.484	50.101	243.2	10:57.960
6	1	2:08.840	26.913	49.283	52.644	252.3	13:06.800
7	2	4:53.865	3:12.999	49.650	51.216	250.6	18:00.665
8	2	2:06.936	27.188	49.198	50.550	252.3	20:07.601
9	2	2:06.134	27.081	48.405	50.648	254.1	22:13.735
10	2	2:05.487	27.276	48.162	50.049	253.5	24:19.222
11	2	2:05.897	27.077	48.578	50.242	253.5	26:25.119
12	2	2:06.345	26.969	48.168	51.208	252.9	28:31.464
13	1	4:42.091	2:57.048	53.162	51.881	189.1	33:13.555
14	1	2:05.621	27.035	48.496	50.090	250.6	35:19.176
15	1	2:05.801	27.363	48.544	49.894	252.3	37:24.977
16	1	2:05.579	27.115	48.159	50.305	252.9	39:30.556
17	1	2:08.517	27.238	48.195	53.084	252.3	41:39.073
18	2	3:41.622	2:01.930	48.974	50.718	248.3	45:20.695
19	2	2:04.698	26.945	48.056	49.697	252.9	47:25.393
20	2	2:04.753	26.952	48.112	49.689	252.9	49:30.146
21	2	2:04.684	26.926	48.115	49.643	253.5	51:34.830
22	2	2:05.295	26.943	48.178	50.174	252.9	53:40.125
23	2	3:12.025	1:32.260	49.144	50.621	254.7	56:52.150
24	2	2:04.842	26.921	48.273	49.648	252.9	58:56.992
25	2	2:04.750	26.863	47.932	49.955	254.7	1:01:01.742

92 Porsche AG Team Manthey		Porsche 911 RSR					
1. Marc LIEB		LMGTE Pro					
2. Richard LIETZ							
1	1	2:35.360	50.831	51.896	52.633	233.8	2:35.360
2	1	2:07.857	27.673	49.261	50.923	251.2	4:43.217
3	1	2:06.760	27.261	48.775	50.724	252.3	6:49.977
4	1	2:06.879	27.004	48.548	51.327	252.9	8:56.856
5	2	3:23.740	1:40.157	52.571	51.012	248.3	12:20.596

95 Aston Martin Racing		Aston Martin Vantage V8					
1. Christoffer NYGAARD		LMGTE Am					
2. Kristian POULSEN		3. Nicki THIMM					
1	2	2:23.984	39.375	51.580	53.029	243.8	2:23.984
2	2	2:10.418	28.056	50.469	51.893	254.1	4:34.402
3	2	2:07.945	27.441	49.016	51.488	254.7	6:42.347
4	2	2:08.379	27.501	49.084	51.794	254.7	8:50.726
5	2	2:09.081	27.614	49.438	52.029	203.0	10:59.807
6	2	2:08.723	27.365	49.600	51.758	255.3	13:08.530
7	2	2:12.536	27.615	49.558	55.363	255.3	15:21.066
8	3	4:09.586	2:20.086	57.220	52.280	230.8	19:30.652
9	3	3:09.783	27.223	1:18.735	1:23.825	101.7	22:40.435

96 Aston Martin Racing		Aston Martin Vantage V8					
1. Stuart HALL		LMGTE Am					
2. Jamie CAMPBELL-WALTER							
1	1	3:21.269	1:31.881	55.292	54.096	189.5	3:21.269
2	1	2:12.672	28.987	51.690	51.995	241.1	5:33.941
3	1	2:12.429	28.337	50.510	53.582	240.5	7:46.370
4	1	2:13.358	28.891	50.381	54.086	250.6	9:59.728
5	1	3:54.719	2:07.629	51.834	55.256	248.8	13:54.447
6	1	2:08.333	27.733	49.538	51.062	253.5	16:02.780
7	1	2:12.175	27.655	51.188	53.332	249.4	18:14.955
8	1	5:37.733	3:52.956	49.690	55.087	250.0	23:52.688
9	1	2:07.612	27.426	49.474	50.712	250.6	26:00.300
10	1	2:07.826	27.546	49.321	50.959	251.2	28:08.126
11	1	2:09.464	27.552	49.544	52.368	250.6	30:17.590
12	1	5:28.636	3:45.656	50.046	52.934	246.0	35:46.226
13	1	2:08.429	27.713	49.913	50.803	250.0	37:54.655
14	1	2:07.949	27.476	49.454	51.019	252.3	40:02.604
15	1	2:09.891	27.734	49.423	52.734	250.6	42:12.495
16	2	3:35.040	1:51.722	51.586	51.732	243.8	45:47.535
17	2	2:08.404	27.533	49.758	51.113	250.6	47:55.939
18	2	2:10.332	27.583	49.708	53.041	251.2	50:06.271
19	2	4:24.106	2:41.898	50.882	51.326	249.4	54:30.377
20	2	2:21.541	27.646	50.186	1:03.709	250.0	56:51.918



FIA WEC
6 Hours of Circuit of The Americas
Free Practice 3

Sector Analysis

								■ Personal Best ■ Session Best B Crossing the finish line in pit lane							
Lap	D	Time	Sector 1	Sector 2	Sector 3	T. Spd	Elapsed	Lap	D	Time	Sector 1	Sector 2	Sector 3	T. Spd	Elapsed
97 Aston Martin Racing Aston Martin Vantage V8 1. Stefan MÜCKE LMGTE Pro 2. Darren TURNER 3. Oliver GAVIN															
1	2	2:44.807	58.704	53.997	52.106	238.4	2:44.807	3	1	2:05.566	27.321	48.383	49.862	254.7	7:15.342
2	2	2:07.257	27.654	49.550	50.053	252.9	4:52.064	4	1	2:05.683	26.869	48.422	50.392	252.9	9:21.025
3	2	2:05.236	27.273	48.228	49.735	254.1	6:57.300	5	1	2:07.800	27.065	48.837	51.898	252.9	11:28.825
4	2	2:09.177 B	27.102	48.419	53.656	250.0	9:06.477	6	1	2:04.569	26.902	48.097	49.570	254.1	13:33.394
5	2	6:14.932	4:34.344	48.937	51.651	254.7	15:21.409	7	1	2:05.766 B	26.965	48.004	50.797	252.9	15:39.160
6	2	2:05.887	27.428	48.623	49.836	255.3	17:27.296	8	1	4:25.350	2:45.679	48.545	51.126	250.0	20:04.510
7	2	2:06.302	27.368	49.017	49.917	255.3	19:33.598	9	1	2:05.720	27.155	48.733	49.832	253.5	22:10.230
8	2	2:11.630 B	28.096	49.697	53.837	236.3	21:45.228	10	1	2:05.383	26.930	48.351	50.102	254.7	24:15.613
9	3	4:03.933	2:22.046	50.823	51.064	254.7	25:49.161	11	1	2:29.294 B	27.000	1:01.462	1:00.832	181.5	26:44.907
10	3	2:09.339 B	27.217	49.285	52.837	254.7	27:58.500								
11	3	4:15.060	2:34.692	50.080	50.288	255.3	32:13.560								
12	3	2:04.473	26.744	48.150	49.579	255.3	34:18.033								
13	3	2:05.251	27.571	48.289	49.391	254.7	36:23.284								
14	3	2:06.058 B	26.757	48.328	50.973	255.9	38:29.342								
15	1	4:56.026	3:11.124	50.333	54.569	254.1	43:25.368								
16	1	2:07.506	27.470	49.123	50.913	254.1	45:32.874								
17	1	2:07.483	27.314	48.803	51.366	254.1	47:40.357								
18	1	2:08.525	27.253	49.541	51.731	254.7	49:48.882								
19	1	2:06.229	27.038	48.719	50.472	254.7	51:55.111								
20	1	2:06.207	27.074	48.995	50.138	256.5	54:01.318								
21	1	2:05.431	27.251	48.395	49.785	254.7	56:06.749								
22	1	2:09.914 B	27.006	49.435	53.473	251.7	58:16.663								
23	1	3:27.489	1:47.594	49.551	50.344	254.1	1:01:44.152								
98 Aston Martin Racing Aston Martin Vantage V8 1. Paul DALLA LANA LMGTE Pro 2. Pedro LAMY 3. Richie STANAWAY															
1	1	3:01.499	1:08.121	57.352	56.026	206.9	3:01.499								
2	1	2:13.670	29.125	52.017	52.528	213.4	5:15.169								
3	1	2:09.670	28.410	49.383	51.877	254.1	7:24.839								
4	1	2:08.668	27.814	49.363	51.491	255.3	9:33.507								
5	1	2:10.655	27.597	49.798	53.260	254.7	11:44.162								
6	1	2:08.856	27.669	49.494	51.693	255.3	13:53.018								
7	1	2:07.842	27.619	49.429	50.794	254.7	16:00.860								
8	1	2:08.836	27.392	49.929	51.515	253.5	18:09.696								
9	1	2:09.706	27.525	50.333	51.848	255.9	20:19.402								
10	1	2:08.742	27.433	49.622	51.687	218.2	22:28.144								
11	1	2:08.288	27.891	49.477	50.920	254.7	24:36.432								
12	1	2:11.132 B	27.422	49.121	54.589	254.1	26:47.564								
13	2	4:23.143	2:37.413	54.051	51.679	239.5	31:10.707								
14	2	2:04.912	26.995	48.219	49.698	256.5	33:15.619								
15	2	2:12.205	28.077	51.276	52.852	254.7	35:27.824								
16	2	2:05.346	26.743	48.294	50.309	257.8	37:33.170								
17	2	2:12.910 B	27.078	48.580	57.252	259.6	39:46.080								
18	3	5:48.911	4:06.122	50.628	52.161	257.1	45:34.991								
19	3	2:04.272	26.815	47.812	49.645	257.1	47:39.263								
20	3	2:08.760	26.698	49.366	52.696	237.9	49:48.023								
21	3	2:11.517	26.614	49.440	55.463	239.5	51:59.540								
22	3	2:12.192	26.651	50.502	55.039	229.8	54:11.732								
23	3	2:05.685 B	26.711	47.903	51.071	255.3	56:17.417								
99 Aston Martin Racing Aston Martin Vantage V8 1. Bruno SENNA LMGTE Pro 2. Frédéric MAKOWIECKI															
1	1	3:00.413	1:10.292	54.713	55.408	186.2	3:00.413								
2	1	2:09.363	28.539	49.750	51.074	250.6	5:09.776								