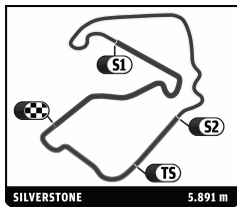




FIA WEC
6 Hours of Silverstone
Free Practice 3
Sector Analysis

Personal Best Session Best B Crossing the finish line in pit lane

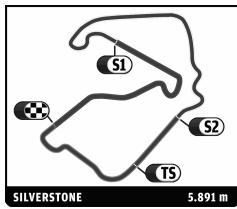
Lap	D	Time	Sector 1	Sector 2	Sector 3	T. Spd	Elapsed	Lap	D	Time	Sector 1	Sector 2	Sector 3	T. Spd	Elapsed
1 Audi Sport Team Joest Audi R18 e-tron quattro								29 2 1:50.625 B 32.588 44.801 33.236 270.0 58:46.314							
1. Marcel Fässler 3. Benoit Tréluyer LMP1								2 3 5:53.259 4:35.243 48.216 29.800 257.1 8:14.635							
2. André Lotterer								3 3 1:52.882 34.823 48.233 29.826 255.9 10:07.517							
1	1	2:06.579	48.842	47.860	29.877	262.1	2:06.579	4	3	1:48.591	32.882	44.557	31.152	259.0	11:56.108
2	1	1:47.182	32.449	45.200	29.533	268.7	3:53.761	5	3	1:48.374	32.776	45.982	29.616	258.4	13:44.482
3	1	1:58.324 B	32.768	50.249	35.307	227.4	5:52.085	6	3	1:46.374	32.844	44.452	29.078	258.4	15:30.856
4	1	3:36.543	2:21.345	45.805	29.393	265.4	9:28.628	7	3	1:46.281	33.094	44.335	28.852	259.0	17:17.137
5	1	1:49.128	33.091	45.275	30.762	268.7	11:17.756	8	3	1:47.998	32.580	46.036	29.382	255.9	19:05.135
6	1	1:46.322	33.018	44.148	29.156	269.3	13:04.078	9	3	1:49.481	33.129	46.346	30.006	256.5	20:54.616
7	1	1:45.619	32.232	44.176	29.211	268.7	14:49.697	10	3	1:50.631	32.745	44.975	32.911	256.5	22:45.247
8	1	1:47.436	32.346	44.899	30.191	269.3	16:37.133	11	3	1:49.527	32.644	47.558	29.625	255.3	24:34.774
9	1	1:46.426	32.352	45.003	29.071	270.0	18:23.559	12	3	1:46.131	32.530	43.961	29.340	261.5	26:20.905
10	1	1:49.063 B	32.265	45.906	30.892	272.0	20:12.622	13	3	1:49.331 B	32.437	45.717	31.177	255.9	28:10.236
11	3	6:21.475	5:05.631	45.963	29.881	266.0	26:34.097	14	2	19:07.506	...	44.592	30.750	260.2	47:17.742
12	3	1:46.940	32.509	44.583	29.848	270.0	28:21.037	15	2	1:47.979	34.376	44.569	29.034	259.0	49:05.721
13	3	1:46.261	32.722	43.758	29.781	268.7	30:07.298	16	2	1:46.403	32.628	44.834	28.941	259.6	50:52.124
14	3	1:47.614	32.703	45.428	29.483	268.0	31:54.912	17	2	1:45.492	32.739	43.503	29.250	261.5	52:37.616
15	3	1:50.935 B	32.582	45.762	32.591	264.1	33:45.847	18	2	1:50.793	35.419	45.268	30.106	260.9	54:28.409
16	3	12:46.712	...	45.324	29.878	264.7	46:32.559	19	2	1:45.904	32.871	43.701	29.332	261.5	56:14.313
17	3	1:45.073	32.364	43.619	29.090	268.7	48:17.632	20	2	1:50.560	34.524	46.073	29.963	254.1	58:04.873
18	3	1:44.882	32.207	43.832	28.843	269.3	50:02.514	21	2	2:07.357 B	32.462	44.116	50.779	139.7	1:00:12.230
19	3	1:45.044	32.574	43.412	29.058	268.0	51:47.558								
20	3	1:47.945	32.277	45.880	29.788	268.0	53:35.503								
21	3	1:52.342 B	32.956	48.248	31.138	266.7	55:27.845								
22	3	3:51.312	2:37.829	44.073	29.410	270.0	59:19.157								
23	3	1:47.582	34.126	43.959	29.497	269.3	1:01:06.739								
2 Audi Sport Team Joest Audi R18 ultra								Lola B12/60 Coupé - Toyota							
1. Tom Kristensen LMP1								12 Rebellion Racing							
2. Allan McNish								1. Nicolas Prost LMP1							
								2. Neel Jani							
1	1	3:31.057	2:09.189	50.182	31.686	261.5	3:31.057	1	2	2:19.652	47.460	49.155	43.037	113.4	2:19.652
2	1	1:49.209	33.668	45.607	29.934	268.0	5:20.266	2	2	1:49.205	34.033	45.437	29.735	259.6	4:08.857
3	1	1:46.764	32.697	44.835	29.232	268.7	7:07.030	3	2	1:47.133	33.198	44.347	29.588	262.1	5:55.990
4	1	1:45.633	32.413	44.207	29.013	268.7	8:52.663	4	2	1:56.214	34.225	45.885	36.104	201.5	7:52.204
5	1	1:47.907	33.478	44.776	29.653	268.0	10:40.570	5	2	1:47.294	32.981	44.579	29.734	262.1	9:39.498
6	1	1:51.900 B	32.582	47.112	32.206	264.7	12:32.470	6	2	1:54.765 B	32.868	45.941	35.956	262.8	11:34.263
7	1	2:28.407	1:12.206	46.028	30.173	266.0	15:00.877	7	2	8:53.390	7:34.699	45.853	32.838	246.0	20:27.653
8	1	1:47.346	33.341	44.495	29.510	266.0	16:48.223	8	2	1:46.983	32.934	44.579	29.470	258.4	22:14.636
9	1	1:49.045	32.984	46.740	29.321	268.0	18:37.268	9	2	1:47.847	32.656	45.404	29.787	259.6	24:02.483
10	1	1:48.357	32.924	44.772	30.661	267.3	20:25.625	10	2	1:46.500	32.867	44.234	29.399	262.8	25:48.983
11	1	1:50.074 B	33.130	45.991	30.953	265.4	22:15.699	11	2	1:46.738	32.662	44.333	29.743	262.8	27:35.721
12	2	3:08.074	1:50.142	47.994	29.938	267.3	25:23.773	12	2	1:49.857 B	32.633	44.701	32.523	262.1	29:25.578
13	2	1:49.048	32.443	45.526	31.079	266.7	27:12.821	13	1	4:46.069	3:29.609	46.270	30.190	259.6	34:11.647
14	2	1:48.804	32.770	45.987	30.047	269.3	29:01.625	14	1	1:47.513	33.195	44.851	29.467	260.9	35:59.160
15	2	1:46.316	32.639	44.395	29.282	269.3	30:47.941	15	1	1:47.308	32.905	44.739	29.664	262.1	37:46.468
16	2	1:45.127	32.249	43.884	28.994	268.7	32:33.068	16	1	1:49.182	33.035	46.160	29.987	262.1	39:35.650
17	2	1:46.975	32.197	44.585	30.193	268.0	34:20.043	17	1	1:51.236	34.271	46.872	30.093	257.1	41:26.886
18	2	1:46.789	33.686	43.891	29.212	270.0	36:06.832	18	1	1:47.271	33.106	44.587	29.578	261.5	43:14.157
19	2	1:44.793	32.170	43.578	29.045	270.7	37:51.625	19	1	1:51.937 B	33.953	45.912	32.072	262.1	45:06.094
20	2	1:49.539 B	32.459	46.424	30.656	266.7	39:41.164	20	1	3:40.852	2:25.683	45.583	29.586	258.4	48:46.946
21	2	4:48.955	3:30.514	46.407	32.034	268.0	44:30.119	21	1	1:48.209	33.319	45.284	29.606	262.1	50:35.155
22	2	1:43.628	31.927	42.928	28.773	270.7	46:13.747	22	1	1:49.654	33.006	46.291	30.357	259.0	52:24.809
23	2	1:44.247	31.999	43.638	28.610	270.0	47:57.994	23	1	1:50.302	35.156	45.179	29.967	261.5	54:15.111
24	2	1:49.691	33.120	45.884	30.687	243.2	49:47.685	24	1	1:48.300	33.079	45.274	29.947	260.9	56:03.411
25	2	1:45.069	32.056	43.180	29.833	272.7	51:32.754	25	1	1:54.018 B	33.070	46.926	34.022	259.6	57:57.429
26	2	1:50.435	33.893	46.222	30.320	270.7	53:23.189								
27	2	1:45.421	32.416	43.635	29.370	270.7	55:08.610								
28	2	1:47.079	33.211	44.390	29.478	269.3	56:55.689								
13 Rebellion Racing Lola B12/60 Coupé - Toyota															
1. Andrea Belicchi LMP1															
2. Harold Primat															



FIA WEC
6 Hours of Silverstone
Free Practice 3
Sector Analysis

■ Personal Best ■ Session Best B Crossing the finish line in pit lane

Lap	D	Time	Sector 1	Sector 2	Sector 3	T. Spd	Elapsed	Lap	D	Time	Sector 1	Sector 2	Sector 3	T. Spd	Elapsed
21 Strakka Racing HPD ARX 03a - Honda LMP1															
			3.Jonny Kane												
1.Nick Leventis 2.Danny Watts															
1	3	3:04.587	1:38.611	52.110	33.866	249.4	3:04.587								
2	3	1:55.217	35.565	48.742	30.910	252.3	4:59.804								
3	3	1:51.117	34.494	46.674	29.949	254.7	6:50.921								
4	3	1:50.679	33.110	47.694	29.875	255.9	8:41.600								
5	3	1:48.921	32.970	45.758	30.193	256.5	10:30.521								
6	3	1:51.461	33.947	46.869	30.645	255.3	12:21.982								
7	3	1:48.885	33.378	45.637	29.870	254.1	14:10.867								
8	3	1:48.605	33.218	45.626	29.761	254.1	15:59.472								
9	3	1:52.467	34.238	47.309	30.920	252.3	17:51.939								
10	3	1:50.287 B	32.983	45.515	31.789	254.7	19:42.226								
11	1	3:36.630	2:12.784	51.142	32.704	252.3	23:18.856								
12	1	1:54.790	34.904	48.058	31.828	252.9	25:13.646								
13	1	1:56.561	34.679	50.073	31.809	250.0	27:10.207								
14	1	1:55.165	34.307	49.000	31.858	256.5	29:05.372								
15	1	1:58.117	35.620	48.673	33.824	255.3	31:03.489								
16	1	1:57.074	36.967	48.304	31.803	254.1	33:00.563								
17	1	1:54.620	34.222	48.125	32.273	254.7	34:55.183								
18	1	1:55.319	34.687	48.643	31.989	254.7	36:50.502								
19	1	2:04.124 B	35.337	48.167	40.620	255.3	38:54.626								
20	2	6:02.928	4:43.107	48.985	30.836	254.7	44:57.554								
21	2	1:49.032	33.421	45.758	29.853	255.9	46:46.586								
22	2	1:47.695	32.918	45.130	29.647	257.1	48:34.281								
23	2	1:51.398 B	33.244	45.711	32.443	257.1	50:25.679								
24	2	4:17.168	2:56.633	48.339	32.196	252.3	54:42.847								
25	2	1:46.998	32.254	45.470	29.274	260.2	56:29.845								
26	2	1:46.589	32.484	44.534	29.571	259.0	58:16.434								
27	2	1:56.821 B	33.922	47.650	35.249	251.2	1:00:13.255								
22 JRM HPD ARX 03a - Honda LMP1															
			3.Peter Dumbreck												
1.David Brabham 2.Karun Chandhok															
1	2	6:55.851	5:31.975	51.169	32.707	257.8	6:55.851								
2	2	1:53.043	33.675	46.839	32.529	258.4	8:48.894								
3	2	1:48.352	33.084	45.360	29.908	260.2	10:37.246								
4	2	1:52.992	32.934	49.130	30.928	256.5	12:30.238								
5	2	1:54.320	33.241	47.425	33.654	261.5	14:24.558								
6	2	1:48.382	32.948	45.573	29.861	259.6	16:12.940								
7	2	1:57.478 B	32.961	49.096	35.421	253.5	18:10.418								
23 Signatech Nissan Oreca 03 - Nissan LMP2															
			3.Jordan Tresson												
1.Franck Mailleux 2.Olivier Lombard															
1	2	2:23.007	55.923	54.148	32.936	244.3	2:23.007								
2	2	1:55.642	35.759	48.209	31.674	247.1	4:18.649								
3	2	1:54.098	34.847	47.674	31.577	248.8	6:12.747								
4	2	1:56.966	35.297	49.364	32.305	249.4	8:09.713								
5	2	1:57.619	34.934	51.076	31.609	250.0	10:07.332								
6	2	1:54.594	35.331	47.761	31.502	249.4	12:01.926								
7	2	1:54.150	34.846	47.838	31.466	250.0	13:56.076								
8	2	1:55.140 B	34.998	47.613	32.529	250.0	15:51.216								
9	3	3:36.633	2:13.841	50.210	32.582	248.8	19:27.849								
10	3	1:56.470	35.421	49.086	31.963	249.4	21:24.319								
11	3	1:57.507	34.886	50.399	32.222	246.6	23:21.826								
12	3	1:55.679	35.382	48.474	31.823	248.3	25:17.505								
13	3	1:56.783	34.945	49.034	32.804	251.7	27:14.288								
14	3	1:56.831	35.456	48.773	32.602	250.0	29:11.119								
15	3	1:59.579 B	36.031	49.386	34.162	248.3	31:10.698								
16	1	3:31.083	2:09.953	49.111	32.019	250.0	34:41.781								
17	1	1:55.484	35.272	48.193	32.019	248.3	36:37.265								
18	1	1:54.846	35.334	47.918	31.594	249.4	38:32.111								
19	1	1:54.384	34.575	47.974	31.835	248.3	40:26.495								
20	1	1:56.377	35.348	49.078	31.951	248.3	42:22.872								
21	1	1:56.657 B	35.733	47.909	33.015	249.4	44:19.529								
22	1	3:22.593	1:57.753	49.651	35.189	220.4	47:42.122								
23	1	1:50.633	33.762	46.138	30.733	250.0	49:32.755								
24	1	2:12.385	42.668	53.005	36.712	219.1	51:45.140								
25	1	1:55.555	34.214	49.678	31.663	246.6	53:40.695								
26	1	1:52.984	35.094	46.852	31.038	250.6	55:33.679								
27	1	1:53.445	36.094	46.401	30.950	250.0	57:27.124								
28	1	1:51.450	34.196	46.359	30.895	250.6	59:18.574								
29	1	1:54.461	35.796	47.714	30.951	250.6	1:01:13.035								
24 Oak Racing Morgan - Nissan LMP2															
			3.Olivier Pla												
1.Jacques Nicolet 2.Matthieu Lahaye															
1	2	2:44.292	1:18.094	53.037	33.161	247.1	2:44.292								
2	2	1:55.258	34.924	48.732	31.602	248.8	4:39.550								
3	2	1:52.638	34.490	47.268	30.880	251.2	6:32.188								
4	2	1:53.294	34.739	47.512	31.043	251.2	8:25.482								
5	2	1:55.274	34.952	48.518	31.804	250.6	10:20.756								
6	2	1:54.558	35.474	47.955	31.129	250.0	12:15.314								
7	2	1:52.476	34.389	47.273	30.814	250.0	14:07.790								
8	2	1:55.371 B	34.862	48.395	32.114	251.7	16:03.161								
9	2	5:25.363	4:07.778	47.047	30.538	252.3	21:28.524								
10	2	1:51.229	33.602	46.820	30.807	250.0	23:19.753								
11	2	2:02.424	34.854	50.244	37.326	172.0	25:22.177								
12	2	1:54.657	33.860	46.963	33.834	254.1	27:16.834								



FIA WEC
6 Hours of Silverstone
Free Practice 3
Sector Analysis

■ Personal Best ■ Session Best B Crossing the finish line in pit lane

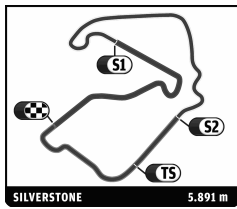
Lap	D	Time	Sector 1	Sector 2	Sector 3	T. Spd	Elapsed	Lap	D	Time	Sector 1	Sector 2	Sector 3	T. Spd	Elapsed
13	2	1:55.866	36.164	48.539	31.163	249.4	29:12.700	16	2	1:55.288B	35.765	47.790	31.733	246.6	32:58.334
14	2	1:59.569B	37.933	48.875	32.761	251.2	31:12.269	17	2	4:13.993	2:54.811	47.750	31.432	246.0	37:12.327
15	1	5:52.282	4:28.186	51.265	32.831	246.6	37:04.551	18	2	1:52.960	34.917	46.962	31.081	247.1	39:05.287
16	1	1:56.576	35.404	49.250	31.922	248.8	39:01.127	19	2	1:55.260	34.384	48.242	32.634	247.7	41:00.547
17	1	1:56.917	35.382	49.919	31.616	250.0	40:58.044	20	2	1:53.959	34.418	47.238	32.303	250.0	42:54.506
18	1	1:57.277	35.278	48.766	33.233	250.0	42:55.321	21	2	1:53.467	35.090	47.153	31.224	248.3	44:47.973
19	1	1:59.259	38.413	48.886	31.960	250.6	44:54.580	22	2	1:52.879	34.661	47.264	30.954	247.1	46:40.852
20	1	1:59.497B	35.323	48.894	35.280	250.0	46:54.077	23	2	1:52.718	34.323	47.374	31.021	245.5	48:33.570
21	1	5:56.854	4:36.593	48.718	31.543	250.6	52:50.931	24	2	1:55.048B	34.892	48.005	32.151	244.9	50:28.618
22	1	1:55.063	34.945	48.221	31.897	250.6	54:45.994	25	2	6:10.548	4:51.287	48.030	31.231	243.2	56:39.166
23	1	1:54.858	34.975	47.930	31.953	250.0	56:40.852	26	2	1:54.392	34.875	48.423	31.094	245.5	58:33.558
24	1	1:55.428	34.858	48.591	31.979	251.2	58:36.280	27	2	1:52.417	34.536	46.804	31.077	246.0	1:00:25.975
25	1	1:55.262	34.944	48.190	32.128	250.0	1:00:31.542								

25		ADR-Delta		Oreca 03 - Nissan			
		1. John Martin		LMP2			
		2. Jan Charouz		3. Tor Graves			
1	2	3:02.429B	1:28.461	58.105	35.863	241.6	3:02.429
2	2	3:08.215	1:45.902	50.787	31.526	247.7	6:10.644
3	2	1:59.923B	35.162	49.488	35.273	238.4	8:10.567
4	2	3:01.284	1:40.758	48.981	31.545	246.6	11:11.851
5	2	1:54.257	34.914	47.884	31.459	248.8	13:06.108
6	2	1:53.846	34.825	47.725	31.296	250.0	14:59.954
7	2	1:55.292	35.778	47.983	31.531	245.5	16:55.246
8	2	1:55.930	34.662	49.614	31.654	249.4	18:51.176
9	2	1:54.882	36.109	47.533	31.240	248.3	20:46.058
10	2	1:56.641	34.597	49.525	32.519	247.1	22:42.699
11	2	1:57.465B	34.698	49.512	33.255	246.0	24:40.164
12	3	7:17.951	5:52.106	52.350	33.495	244.9	31:58.115
13	3	1:56.641	35.530	48.815	32.296	247.7	33:54.756
14	3	1:58.571	36.019	49.049	33.503	222.2	35:53.327
15	3	1:54.981	35.019	48.263	31.699	248.8	37:48.308
16	3	1:55.516	34.770	48.388	32.358	250.0	39:43.824
17	3	2:23.714B	34.858		185.9		42:07.538
18	1	8:29.225	7:07.921	49.821	31.483	248.3	50:36.763
19	1	1:52.364	34.261	47.176	30.927	250.0	52:29.127
20	1	1:54.870	34.008	48.630	32.232	249.4	54:23.997
21	1	1:51.311	34.038	46.000	31.273	248.8	56:15.308
22	1	1:56.020	34.144	46.766	35.110	251.2	58:11.328
23	1	1:53.654	34.019	47.668	31.967	246.6	1:00:04.982

26		Signatech Nissan		Oreca 03 - Nissan			
		1. Nelson Panciatici		LMP2			
		2. Pierre Ragues		3. Roman Rusinov			
1	3	2:24.976	1:01.570	51.099	32.307	243.8	2:24.976
2	3	1:54.589	35.279	47.845	31.465	246.6	4:19.565
3	3	1:53.944	34.798	47.547	31.599	248.8	6:13.509
4	3	1:57.070	35.035	50.156	31.879	247.1	8:10.579
5	3	1:54.372	34.714	48.544	31.114	246.6	10:04.951
6	3	1:53.623	34.512	47.571	31.540	247.1	11:58.574
7	3	1:55.695	35.153	48.927	31.615	246.0	13:54.269
8	3	1:53.310	34.525	47.483	31.302	247.7	15:47.579
9	3	1:54.053B	34.584	47.621	31.848	247.1	17:41.632
10	2	3:41.273	2:20.922	48.658	31.693	247.1	21:22.905
11	2	1:56.341	35.068	48.356	32.917	249.4	23:19.246
12	2	1:55.936	35.782	48.584	31.570	245.5	25:15.182
13	2	1:56.659	34.802	48.638	33.219	250.0	27:11.841
14	2	1:55.220	35.033	48.589	31.598	246.6	29:07.061
15	2	1:55.985	34.693	48.327	32.965	248.3	31:03.046

29		Gulf Racing Middle East		Lola B12/80 Coupé - Nissan			
		1. Fabien Giroix		LMP2			
		2. Keiko Ihara		3. Jean-Denis Deletraz			
1	1	4:08.646	2:37.059	57.527	34.060	239.5	4:08.646
2	1	2:00.157	37.013	50.910	32.234	244.3	6:08.803
3	1	2:05.689	37.955	54.294	33.440	245.5	8:14.492
4	1	2:01.230	36.331	50.906	33.993	248.3	10:15.722
5	1	1:59.342B	35.829	49.902	33.611	246.6	12:15.064
6	1	5:12.333	3:51.628	49.439	31.266	245.5	17:27.397
7	1	1:53.703	34.578	47.682	31.443	245.5	19:21.100
8	1	1:55.541	34.852	48.585	32.104	247.1	21:16.641
9	1	1:55.246	35.149	48.544	31.553	245.5	23:11.887
10	1	1:59.913B	36.496	49.036	34.381	247.7	25:11.800
11	2	5:16.991	3:50.528	52.463	34.000	244.9	30:28.791
12	2	1:59.015	36.675	50.099	32.241	243.8	32:27.806
13	2	1:58.351	36.214	49.389	32.748	247.1	34:26.157
14	2	2:02.508	36.379	52.836	33.293	243.2	36:28.665
15	2	1:58.420	36.498	49.601	32.321	244.9	38:27.085
16	2	1:57.867	36.194	49.291	32.382	246.0	40:24.952
17	2	2:00.396	36.767	51.214	32.415	245.5	42:25.348
18	2	1:57.081	36.121	49.120	31.840	244.3	44:22.429
19	2	1:57.090	35.768	49.031	32.291	246.0	46:19.519
20	2	2:07.855B	36.812	50.800	40.243	242.7	48:27.374
21	3	4:07.537	2:42.560	52.295	32.682	243.2	52:34.911
22	3	2:00.660	36.482	51.658	32.520	242.2	54:35.571
23	3	1:59.926	36.643	50.512	32.771	244.3	56:35.497
24	3	2:01.332	35.979	50.840	34.513	244.9	58:36.829
25	3	1:58.708	36.108	49.999	32.601	244.9	1:00:35.537

30		Status GP		Lola B12/80 Coupe - Judd			
		1. Alexander Sims		LMP2			
		2. Julien Jousse		3. Maxime Jousse			
1	1	2:46.879	1:16.998	55.960	33.921	244.3	2:46.879
2	1	1:58.866	35.859	49.967	33.040	248.8	4:45.745
3	1	1:55.186	34.272	49.833	31.081	249.4	6:40.931
4	1	1:54.367	34.746	48.387	31.234	250.0	8:35.298
5	1	1:52.557	34.210	46.859	31.488	249.4	10:27.855
6	1	1:56.703	36.555	48.973	31.175	250.0	12:24.558
7	1	1:52.662	35.012	46.700	30.950	248.3	14:17.220
8	1	1:56.868B	34.290	48.400	34.178	249.4	16:14.088
9	3	5:32.927	4:12.996	48.338	31.593	247.7	21:47.015
10	3	2:08.743	47.854	48.839	32.050	246.6	23:55.758
11	3	1:55.025	35.709	47.470	31.846	246.6	25:50.783
12	3	1:53.379	34.569	47.430	31.380	247.1	27:44.162
13	3	1:54.185	34.449	48.321	31.415	247.1	29:38.347
14	3	1:54.992	34.460	48.669	31.863	247.1	31:33.339



FIA WEC
6 Hours of Silverstone
Free Practice 3
Sector Analysis

■ Personal Best ■ Session Best B Crossing the finish line in pit lane

Lap	D	Time	Sector 1	Sector 2	Sector 3	T. Spd	Elapsed	Lap	D	Time	Sector 1	Sector 2	Sector 3	T. Spd	Elapsed
15	3	1:54.962	34.576	48.959	31.427	246.6	33:28.301	11	2	1:53.999	35.109	47.419	31.471	243.8	27:28.594
16	3	1:56.398	34.523	49.606	32.269	246.0	35:24.699	12	2	1:55.757	34.660	48.905	32.192	243.8	29:24.351
17	3	1:52.978	34.570	47.032	31.376	247.1	37:17.677	13	2	1:54.555	34.812	48.378	31.365	245.5	31:18.906
18	3	1:53.143	34.462	47.277	31.404	246.0	39:10.820	14	2	1:55.448	34.957	49.070	31.421	244.3	33:14.354
19	3	1:57.651 B	34.524	50.085	33.042	248.3	41:08.471	15	2	1:53.220	34.760	47.215	31.245	243.8	35:07.574
20	2	4:18.804	2:58.783	48.513	31.508	248.8	45:27.275	16	2	1:53.533	34.597	47.559	31.377	244.9	37:01.107
21	2	1:52.433	33.848	47.398	31.187	248.3	47:19.708	17	2	1:55.742 B	34.669	47.412	33.661	245.5	38:56.849
22	2	1:53.976	34.968	47.977	31.031	248.3	49:13.684	18	3	4:16.033	2:45.980	55.828	34.225	242.7	43:12.882
23	2	1:52.737	34.141	47.318	31.278	250.0	51:06.421	19	3	2:03.088	37.367	51.740	33.981	210.9	45:15.970
24	2	1:52.245	34.060	47.193	30.992	245.5	52:58.666	20	3	2:01.661	36.499	51.246	33.916	241.1	47:17.631
25	2	1:51.950	34.066	46.804	31.080	248.3	54:50.616	21	3	2:05.834	38.103	52.999	34.732	242.2	49:23.465
26	2	1:57.759	36.549	49.820	31.390	247.1	56:48.375	22	3	2:01.478	37.356	50.997	33.125	244.9	51:24.943
27	2	1:52.655	34.331	46.765	31.559	249.4	58:41.030	23	3	2:01.818	36.297	52.527	32.994	244.3	53:26.761
28	2	1:55.292 B	34.324	48.057	32.911	250.0	1:00:36.322	24	3	2:06.001	37.188	54.363	34.450	239.5	55:32.762

31 Lotus
1. Thomas Holzer
2. Mirco Schultis

3. Christian Albers

Lola B12/80 Coupé - Lotus LMP2

1	3	2:38.340	1:03.849	59.443	35.048	235.3	2:38.340
2	3	2:03.181	37.486	51.147	34.548	241.6	4:41.521
3	3	1:58.171	35.922	50.028	32.221	243.8	6:39.692
4	3	1:56.365	35.481	48.658	32.226	241.6	8:36.057
5	3	1:55.406	35.126	48.225	32.055	244.3	10:31.463
6	3	1:56.643	35.034	49.502	32.107	245.5	12:28.106
7	3	1:59.635	35.146	51.819	32.670	238.9	14:27.741
8	3	1:55.578	35.252	48.448	31.878	243.2	16:23.319
9	3	1:54.850	35.164	48.106	31.580	243.2	18:18.169
10	3	1:59.344	36.122	51.063	32.159	242.2	20:17.513
11	3	2:02.506 B	35.033	52.408	35.065	240.0	22:20.019
12	2	4:34.883	3:07.945	53.462	33.476	242.2	26:54.902
13	2	1:59.527	36.168	50.572	32.787	241.1	28:54.429
14	2	1:58.921	36.020	50.465	32.436	242.2	30:53.350
15	2	1:58.462	36.104	50.339	32.019	242.7	32:51.812
16	2	1:58.524	36.110	50.315	32.099	244.3	34:50.336
17	2	1:59.143	35.914	50.875	32.354	242.7	36:49.479
18	2	2:00.600	36.293	51.457	32.850	242.2	38:50.079
19	2	2:17.674	53.935	50.869	32.870	242.7	41:07.753
20	2	2:01.531	36.857	52.104	32.570	242.2	43:09.284
21	2	2:01.146 B	36.189	50.447	34.510	244.9	45:10.430
22	1	4:45.501	3:23.466	50.050	31.985	242.2	49:55.931
23	1	1:56.836	35.649	49.014	32.173	243.2	51:52.767
24	1	1:55.425	35.558	48.170	31.697	243.2	53:48.192
25	1	1:56.397	35.222	49.085	32.090	243.8	55:44.589
26	1	1:55.911	35.676	48.664	31.571	244.3	57:40.500
27	1	1:57.807 B	35.676	49.107	33.024	242.7	59:38.307

32 Lotus
1. Vitantonio Liuzzi
2. James Rossiter

3. Kevin Weeda

Lola B12/80 Coupé - Lotus LMP2

1	1	2:43.230 B	1:07.125	58.623	37.482	238.9	2:43.230
2	1	5:19.325	3:52.972	53.486	32.867	243.8	8:02.555
3	1	1:59.705	37.846	49.566	32.293	244.9	10:02.260
4	1	1:54.383	34.647	47.755	31.981	246.0	11:56.643
5	1	1:53.139	34.504	47.438	31.197	246.0	13:49.782
6	1	1:55.385	34.352	49.263	31.770	244.3	15:45.167
7	1	1:52.745	34.454	47.099	31.192	247.1	17:37.912
8	1	1:58.470 B	34.838	49.643	33.989	244.9	19:36.382
9	2	4:04.274	2:42.975	49.520	31.779	242.2	23:40.656
10	2	1:53.939	34.928	47.525	31.486	243.2	25:34.595

35 Oak Racing
1. David Heinemeier Hansson
2. Bertrand Baguette

3. Dominik Kraihamer

Morgan - Nissan LMP2

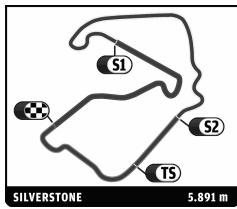
1	2	2:36.703	1:08.802	54.665	33.236	243.2	2:36.703
2	2	1:57.162	36.478	49.152	31.532	250.6	4:33.865
3	2	1:53.618	34.888	47.628	31.102	251.7	6:27.483
4	2	1:53.882	34.658	47.369	31.855	253.5	8:21.365
5	2	1:55.902	34.376	49.128	32.398	252.3	10:17.267
6	2	1:54.529	34.643	48.789	31.097	252.3	12:11.796
7	2	1:52.659	34.408	47.155	31.096	251.7	14:04.455
8	2	1:52.574	34.455	47.050	31.069	252.9	15:57.029
9	2	1:55.181 B	34.885	48.447	31.849	251.7	17:52.210
10	2	5:35.788	4:15.440	47.898	32.450	251.7	23:27.998
11	2	1:50.555	33.870	46.144	30.541	252.3	25:18.553
12	2	2:03.184	35.066	54.559	33.559	248.3	27:21.737
13	2	1:52.990	34.138	47.691	31.161	252.9	29:14.727
14	2	1:54.184 B	34.169	47.810	32.205	249.4	31:08.911
15	2	4:42.055	3:23.047	47.986	31.022	248.8	35:50.966
16	2	1:51.721	34.212	46.750	30.759	250.6	37:42.687
17	2	1:53.795	34.492	47.970	31.333	235.8	39:36.482
18	2	1:52.456	34.594	46.911	30.951	252.3	41:28.938
19	2	1:51.710	34.238	46.723	30.749	251.7	43:20.648
20	2	1:52.239	34.297	47.195	30.747	251.2	45:12.887
21	2	1:55.656 B	34.283	49.504	31.869	248.3	47:08.543
22	1	3:21.811	2:02.486	47.958	31.367	251.2	50:30.354
23	1	1:55.858	35.125	48.827	31.906	251.2	52:26.212
24	1	1:54.270	35.949	47.143	31.178	249.4	54:20.482
25	1	1:53.223	34.520	47.652	31.051	251.2	56:13.705
26	1	1:53.276	34.633	47.471	31.172	252.3	58:06.981
27	1	2:10.379	50.721	48.511	31.147	249.4	1:00:17.360

38 Jota
1. Simon Dolan
2. Sam Hancock

3. Nicolas Minassian

Zytek Z11SN - Nissan LMP2

1	2	2:51.489	1:18.366	55.279	37.844	238.9	2:51.489
2	2	2:05.035 B	37.241	52.438	35.356	241.6	4:56.524
3	2	3:23.199	1:58.933	52.737	31.529	243.2	8:19.723
4	2	1:55.121	34.250	48.036	32.835	250.0	10:14.844
5	2	1:53.552	34.890	47.479	31.183	245.5	12:08.396
6	2	1:52.438	34.400	47.163	30.875	244.9	14:00.834
7	2	1:52.708	34.473	47.387	30.848	244.3	15:53.542



FIA WEC
6 Hours of Silverstone
Free Practice 3
Sector Analysis

■ Personal Best ■ Session Best B Crossing the finish line in pit lane

Lap	D	Time	Sector 1	Sector 2	Sector 3	T. Spd	Elapsed	Lap	D	Time	Sector 1	Sector 2	Sector 3	T. Spd	Elapsed
8	2	1:52.433	34.523	47.061	30.849	245.5	17:45.975	9	2	1:53.521	34.732	47.382	31.407	247.1	20:22.909
9	2	1:53.391	34.358	46.894	32.139	246.6	19:39.366	10	2	1:55.798	35.642	48.178	31.978	247.1	22:18.707
10	2	1:55.979B	34.251	47.039	34.689	246.6	21:35.345	11	2	1:52.640	34.599	46.884	31.157	247.1	24:11.347
11	1	3:52.275	2:29.570	50.597	32.108	242.7	25:27.620	12	2	1:53.621	35.159	47.331	31.131	244.9	26:04.968
12	1	1:54.987	34.744	48.100	32.143	242.2	27:22.607	13	2	1:53.218	34.667	47.414	31.137	246.0	27:58.186
13	1	1:59.005	34.984	51.502	32.519	245.5	29:21.612	14	2	1:55.828B	34.770	48.500	32.558	247.1	29:54.014
14	1	1:58.391	36.659	50.283	31.449	244.3	31:20.003	15	3	4:41.654	3:21.152	48.793	31.709	244.9	34:35.668
15	1	1:55.537	34.963	48.948	31.626	242.7	33:15.540	16	3	1:54.301	33.929	48.001	32.371	250.0	36:29.969
16	1	2:21.884	35.000	1:13.946	32.938	246.0	35:37.424	17	3	1:50.381	34.498	45.640	30.243	247.1	38:20.350
17	1	1:55.372	35.017	48.316	32.039	244.3	37:32.796	18	3	1:49.524	33.762	45.612	30.150	247.1	40:09.874
18	1	1:58.540B	35.480	48.591	34.469	243.2	39:31.336	19	3	1:54.179	33.707	46.761	33.711	242.7	42:04.053
19	3	3:59.778	2:39.780	48.234	31.764	246.0	43:31.114	20	3	1:50.120	33.830	45.834	30.456	250.6	43:54.173
20	3	1:53.094	34.389	47.453	31.252	245.5	45:24.208	21	3	1:54.284B	33.983	47.129	33.172	246.6	45:48.457
21	3	1:55.690B	34.396	48.009	33.285	244.9	47:19.898	22	1	3:39.208	2:17.010	49.758	32.440	246.0	49:27.665
22	3	5:16.758	3:56.902	48.070	31.786	244.9	52:36.656	23	1	1:53.018	34.763	47.520	30.735	247.1	51:20.683
23	3	1:55.140	35.205	48.042	31.893	248.3	54:31.796	24	1	1:51.191	34.503	46.280	30.408	246.6	53:11.874
24	3	1:54.897	35.682	47.909	31.306	245.5	56:26.693	25	1	1:53.282	34.102	47.346	31.834	246.0	55:05.156
25	3	1:52.408	34.258	47.296	30.854	247.7	58:19.101	26	1	2:00.027	39.475	49.316	31.236	247.1	57:05.183
26	3	1:52.613	34.245	46.808	31.560	246.6	1:00:11.714	27	1	1:53.319	34.441	47.350	31.528	245.5	58:58.502
								28	1	1:52.006	34.062	47.398	30.546	245.5	1:00:50.508

41		Greaves Motorsport		Zytek Z11SN - Nissan			
		1. Christian Zuegel		LMP2			
		2. Ricardo Gonzalez		3. Elton Julian			
1	2	3:57.430	2:29.773	54.186	33.471	236.8	3:57.430
2	2	1:58.267	36.946	49.111	32.210	242.7	5:55.697
3	2	2:00.263	35.951	52.637	31.675	240.0	7:55.960
4	2	1:54.132	34.666	48.002	31.464	242.2	9:50.092
5	2	1:53.924	34.501	48.130	31.293	243.2	11:44.016
6	2	2:01.379	41.220	48.404	31.755	243.2	13:45.395
7	2	1:53.397	34.776	47.607	31.014	242.2	15:38.792
8	2	1:57.167B	34.484	48.681	34.002	242.7	17:35.959
9	1	4:44.035	3:14.690	54.025	35.320	238.9	22:19.994
10	1	2:02.438	36.769	51.500	34.169	240.5	24:22.432
11	1	2:01.428	37.034	50.762	33.632	241.1	26:23.860
12	1	1:59.509	36.052	50.104	33.353	242.2	28:23.369
13	1	1:59.415	36.530	50.007	32.878	241.1	30:22.784
14	1	1:59.267	35.948	50.246	33.073	241.6	32:22.051
15	1	2:06.477B	36.315	50.844	39.318	215.1	34:28.528
16	3	3:40.975	2:20.268	48.813	31.894	238.9	38:09.503
17	3	1:53.474	34.913	47.279	31.282	241.6	40:02.977
18	3	1:52.858	34.530	47.026	31.302	242.2	41:55.835
19	3	1:57.926B	34.329	48.732	34.865	245.5	43:53.761
20	3	3:34.663	2:17.303	46.769	30.591	244.9	47:28.424
21	3	1:53.982	34.134	47.623	32.225	245.5	49:22.406
22	3	1:53.992	33.973	48.019	32.000	240.5	51:16.398
23	3	1:51.460	34.180	46.446	30.834	242.7	53:07.858
24	3	1:58.779B	34.076	50.865	33.838	240.5	55:06.637

42		Greaves Motorsport		Zytek Z11SN - Nissan			
		1. Lucas Ordoñez		LMP2			
		2. Martin Brundle		3. Alex Brundle			
1	1	3:38.150	2:09.467	55.305	33.378	238.9	3:38.150
2	1	1:55.908	35.922	49.010	30.976	247.1	5:34.058
3	1	1:53.271	35.000	47.299	30.972	248.8	7:27.329
4	1	1:54.057	34.568	48.453	31.036	245.5	9:21.386
5	1	1:56.020	35.289	48.743	31.988	248.3	11:17.406
6	1	1:53.322	35.122	47.407	30.793	246.6	13:10.728
7	1	1:55.224B	34.730	47.303	33.191	246.6	15:05.952
8	2	3:23.436	2:00.664	49.448	33.324	246.0	18:29.388

44		Starworks Motorsports		HPD ARX 03b - Honda			
		1. Vicente Potolicchio		LMP2			
		2. Ryan Dalziel		3. Stéphane Sarrazin			
1	3	2:47.559	1:21.960	52.731	32.868	246.0	2:47.559
2	3	1:56.526	35.654	49.676	31.196	252.3	4:44.085
3	3	1:52.273	34.425	47.205	30.643	248.8	6:36.358
4	3	1:51.240	34.001	46.459	30.780	247.1	8:27.598
5	3	1:55.486B	34.308	47.618	33.560	247.7	10:23.084
6	3	2:57.422	1:37.650	46.903	32.869	247.1	13:20.506
7	3	1:51.066	33.985	46.340	30.741	246.6	15:11.572
8	3	1:57.158B	34.681	47.204	35.273	250.0	17:08.730
9	3	8:57.850	7:39.214	46.988	31.648	245.5	26:06.580
10	3	1:53.856	34.207	48.535	31.114	243.2	28:00.436
11	3	1:53.817	34.183	47.782	31.852	247.7	29:54.253
12	3	1:53.915	35.493	47.340	31.082	244.9	31:48.168
13	3	1:58.210B	34.389	49.636	34.185	244.3	33:46.378
14	3	9:13.868	7:51.330	46.810	35.728	241.6	43:00.246
15	3	1:54.517B	34.357	48.283	31.877	250.0	44:54.763
16	1	4:16.706	2:56.364	48.163	32.179	243.2	49:11.469
17	1	1:55.638	35.364	48.091	32.183	243.8	51:07.107
18	1	1:53.758	34.802	47.492	31.464	246.6	53:00.865
19	1	1:54.282	34.993	47.515	31.774	244.3	54:55.147
20	1	1:54.335	34.812	48.280	31.243	245.5	56:49.482
21	1	1:54.024	34.676	47.904	31.444	246.6	58:43.506
22	1	1:53.116	34.405	47.424	31.287	246.6	1:00:36.622

48		Murphy Prototypes		Oreca 03 - Nissan			
		1. Jody Firth		LMP2			
		2. Warren Hughes		3. Brendon Hartley			
1	1	2:29.391	1:02.467	53.870	33.054	241.6	2:29.391
2	1	1:53.781	35.316	47.256	31.209	248.8	4:23.172
3	1	1:52.458	34.478	47.031	30.949	248.3	6:15.630
4	1	1:58.446	34.870	48.572	35.004	251.2	8:14.076
5	1	1:56.977	35.187	50.060	31.730	247.1	10:11.053
6	1	1:52.365	34.464	46.950	30.951	245.5	12:03.418
7	1	1:55.937B	34.615	46.979	34.343	250.6	13:59.355
8	1	4:56.531B	3:16.171	47.886	32.474	246.0	18:35.886
9	3	3:34.673	2:14.595	48.766	31.312	245.5	22:10.559



FIA WEC
6 Hours of Silverstone
Free Practice 3
Sector Analysis

■ Personal Best ■ Session Best B Crossing the finish line in pit lane

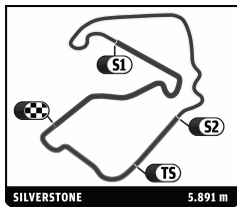
Lap	D	Time	Sector 1	Sector 2	Sector 3	T. Spd	Elapsed	Lap	D	Time	Sector 1	Sector 2	Sector 3	T. Spd	Elapsed
10	3	1:53.046	34.361	47.479	31.206	245.5	24:03.605	7	3	2:04.972	37.862	52.930	34.180	237.9	17:55.267
11	3	1:52.775	34.274	47.656	30.845	244.9	25:56.380	8	3	2:04.539	37.563	52.899	34.077	236.3	19:59.806
12	3	1:50.812	34.020	46.281	30.511	245.5	27:47.192	9	3	2:04.112	37.666	52.683	33.763	237.9	22:03.918
13	3	1:53.688 B	34.003	48.182	31.503	244.3	29:40.880	10	3	2:06.414	37.771	53.430	35.213	236.3	24:10.332
14	3	4:41.632	3:20.565	47.908	33.159	246.6	34:22.512	11	3	2:09.378 B	39.531	54.345	35.502	237.9	26:19.710
15	3	1:57.201	38.125	48.187	30.889	247.7	36:19.713	12	1	5:54.089	4:22.083	56.586	35.420	235.8	32:13.799
16	3	1:54.868 B	34.307	46.586	33.975	246.0	38:14.581	13	1	2:08.495	39.156	54.593	34.746	235.8	34:22.294
17	2	3:37.536	2:16.279	49.455	31.802	244.9	41:52.117	14	1	2:09.922	39.901	54.458	35.563	238.9	36:32.216
18	2	1:55.600	35.819	47.531	32.250	247.1	43:47.717	15	1	2:07.710	38.965	54.117	34.628	239.5	38:39.926
19	2	1:52.693	34.689	47.117	30.887	247.7	45:40.410	16	1	2:07.315	38.901	53.787	34.627	237.9	40:47.241
20	2	1:56.542	36.278	48.991	31.273	245.5	47:36.952	17	1	2:06.797	38.685	53.667	34.445	238.9	42:54.038
21	2	1:51.999	34.393	46.653	30.953	250.6	49:28.951	18	1	2:10.621	40.783	55.131	34.707	238.4	45:04.659
22	2	1:56.404	35.761	48.823	31.820	249.4	51:25.355	19	1	2:07.426 B	38.432	53.742	35.252	235.8	47:12.085
23	2	1:57.522	36.131	49.932	31.459	243.2	53:22.877	20	1	4:07.257	2:37.282	54.835	35.140	237.4	51:19.342
24	2	1:52.872	35.088	47.008	30.776	246.0	55:15.749	21	1	2:06.437	38.462	53.486	34.489	236.8	53:25.779
25	2	1:54.634	34.204	48.526	31.904	247.1	57:10.383	22	1	2:06.361	38.143	53.949	34.269	237.9	55:32.140
26	2	1:52.140	34.104	47.350	30.686	248.3	59:02.523	23	1	2:06.559	38.514	53.411	34.634	239.5	57:38.699
27	2	1:57.344 B	35.331	49.075	32.938	246.6	1:00:59.867	24	1	2:06.068	38.208	53.423	34.437	236.8	59:44.767
								25	1	2:06.553	38.021	53.642	34.890	239.5	1:01:51.320

49	Pecom Racing			Oreca 03 - Nissan			
	1. Luis Perez Companc	3. Pierre Kaffer	LMP2				
	2. Soheil Ayari						
1	1	5:23.405	3:55.991	53.025	34.389	209.3	5:23.405
2	1	1:59.926	37.310	50.037	32.579	242.7	7:23.331
3	1	1:56.595	35.534	48.797	32.264	247.7	9:19.926
4	1	1:56.858	36.090	48.949	31.819	244.9	11:16.784
5	1	1:58.731	35.621	50.833	32.277	246.0	13:15.515
6	1	1:55.486	35.290	48.400	31.796	245.5	15:11.001
7	1	1:55.780	35.025	48.810	31.945	247.7	17:06.781
8	1	1:57.449	36.727	48.619	32.103	244.9	19:04.230
9	1	1:56.111	35.859	48.258	31.994	248.3	21:00.341
10	1	1:57.958	35.760	50.348	31.850	245.5	22:58.299
11	1	1:56.209	34.979	49.258	31.972	246.6	24:54.508
12	1	1:57.735	35.911	50.027	31.797	243.8	26:52.243
13	1	1:57.776 B	35.040	48.659	34.077	245.5	28:50.019
14	3	4:16.202	2:53.575	50.021	32.606	231.8	33:06.221
15	3	1:53.776	34.737	47.739	31.300	246.6	34:59.997
16	3	1:53.072	34.630	47.060	31.382	247.1	36:53.069
17	3	2:02.094 B	34.497	48.089	39.508	247.7	38:55.163
18	3	3:54.972	2:32.686	50.371	31.915	244.9	42:50.135
19	3	1:52.187	34.119	47.188	30.880	248.8	44:42.322
20	3	1:53.399	34.458	47.754	31.187	247.7	46:35.721
21	3	1:56.826	35.026	50.498	31.302	243.8	48:32.547
22	3	1:52.694	34.460	47.157	31.077	247.7	50:25.241
23	3	1:54.806	34.357	49.018	31.431	241.6	52:20.047
24	3	1:51.418	34.202	46.393	30.823	247.7	54:11.465
25	3	1:52.381 B	34.238	46.546	31.597	247.1	56:03.846
26	1	3:44.957	2:24.230	48.818	31.909	246.0	59:48.803
27	1	1:57.883	35.288	50.451	32.144	245.5	1:01:46.686

50	Larbre Competition			Chevrolet Corvette C6-ZR1			
	1. Patrick Bornhauser	3. Fernando Rees	LMGTE Am				
	2. Julien Canal						
1	3	2:55.059	1:19.368	57.811	37.880	234.3	2:55.059
2	3	2:08.892	38.901	54.774	35.217	236.3	5:03.951
3	3	2:08.087	38.799	54.299	34.989	238.4	7:12.038
4	3	2:07.770	38.584	54.423	34.763	236.3	9:19.808
5	3	2:13.022 B	40.175	55.413	37.439	236.3	11:32.835
6	3	4:17.460	2:47.378	55.103	34.979	221.3	15:50.295

51	AF Corse			Ferrari F458 Italia			
	1. Giancarlo Fisichella			LMGTE Pro			
	2. Gianmaria Bruni						
1	1	2:36.102	1:04.137	56.293	35.672	233.8	2:36.102
2	1	2:05.903	38.278	53.574	34.051	237.9	4:42.005
3	1	2:04.268	37.460	52.941	33.867	237.9	6:46.273
4	1	2:03.867	37.460	52.698	33.709	238.4	8:50.140
5	1	2:03.697	37.313	52.692	33.692	236.3	10:53.837
6	1	2:04.131	37.438	52.762	33.931	235.8	12:57.968
7	1	2:04.205	37.431	52.580	34.194	236.3	15:02.173
8	1	2:04.124	37.461	52.796	33.867	236.8	17:06.297
9	1	2:03.112	37.225	52.362	33.525	240.0	19:09.409
10	1	2:06.262 B	38.022	53.473	34.767	237.9	21:15.671
11	2	3:54.718	2:27.730	53.072	33.916	235.8	25:10.389
12	2	2:05.646	38.064	53.049	34.533	240.0	27:16.035
13	2	2:04.859	38.552	52.572	33.735	237.4	29:20.894
14	2	2:07.089	37.411	54.164	35.514	224.5	31:27.983
15	2	2:06.048	38.206	53.978	33.864	238.9	33:34.031
16	2	2:03.995	37.356	52.444	34.195	236.8	35:38.026
17	2	2:02.718	37.097	52.024	33.597	236.8	37:40.744
18	2	2:04.633	37.684	52.470	34.479	236.8	39:45.377
19	2	2:02.958	37.087	52.288	33.583	237.4	41:48.335
20	2	2:02.533	37.048	52.042	33.443	240.0	43:50.868
21	2	2:03.692 B	37.209	52.897	33.586	237.4	45:54.560
22	2	3:37.186	2:07.718	54.800	34.668	234.3	49:31.746
23	2	2:04.855	37.598	52.008	35.249	238.9	51:36.601
24	2	2:03.491	37.275	52.694	33.522	238.4	53:40.092
25	2	2:02.887	37.311	51.997	33.579	237.4	55:42.979
26	2	2:02.244	37.055	51.901	33.288	237.9	57:45.223
27	2	2:01.937	36.942	51.689	33.306	238.9	59:47.160
28	2	2:04.363	36.955	52.583	34.825	242.2	1:01:51.523

55	JWA-Avila			Porsche 911 RSR (997)			
	1. Joël Camathias	3. Paul Daniels	LMGTE Am				
	2. Markus Palttala						
1	1	3:07.090	1:25.415	1:03.149	38.526	186.5	3:07.090
2	1	2:14.675	38.964	56.089	39.622	207.3	5:21.765
3	1	2:08.906	38.983	54.908	35.015	234.3	7:30.671
4	1	2:08.755	38.654	55.178	34.923	233.3	9:39.426



FIA WEC
6 Hours of Silverstone
Free Practice 3
Sector Analysis

■ Personal Best ■ Session Best B Crossing the finish line in pit lane

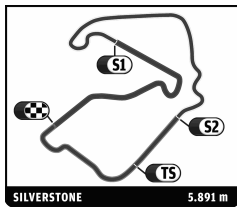
Lap	D	Time	Sector 1	Sector 2	Sector 3	T. Spd	Elapsed	Lap	D	Time	Sector 1	Sector 2	Sector 3	T. Spd	Elapsed
5	1	2:08.005	38.555	54.508	34.942	234.3	11:47.431	8	3	2:07.559 B	37.519	53.239	36.801	233.3	18:48.615
6	1	2:13.783 B	40.444	56.241	37.098	235.8	14:01.214	9	1	3:50.421	2:20.293	55.022	35.106	230.8	22:39.036
7	3	4:14.703	2:37.875	59.262	37.566	232.8	18:15.917	10	1	2:08.288	38.576	54.796	34.916	231.3	24:47.324
8	3	2:16.590	40.953	58.310	37.327	232.3	20:32.507	11	1	2:08.375	38.698	54.471	35.206	232.8	26:55.699
9	3	2:14.950	40.421	57.354	37.175	234.8	22:47.457	12	1	2:07.232	38.046	54.263	34.923	232.8	29:02.931
10	3	2:15.848	40.501	57.772	37.575	229.3	25:03.305	13	1	2:08.165	39.167	54.410	34.588	233.3	31:11.096
11	3	2:14.083	40.394	56.705	36.984	235.8	27:17.388	14	1	2:07.438	38.404	54.292	34.742	232.3	33:18.534
12	3	2:12.321	39.772	56.345	36.204	236.3	29:29.709	15	1	2:07.467	38.542	53.863	35.062	231.8	35:26.001
13	3	2:34.982	1:01.155	57.293	36.534	232.3	32:04.691	16	1	2:08.139	38.923	54.073	35.143	233.3	37:34.140
14	3	2:13.521	40.218	56.735	36.568	233.8	34:18.212	17	1	2:13.447 B	39.735	55.624	38.088	230.3	39:47.587
15	3	2:13.750	40.280	56.960	36.510	235.8	36:31.962	18	2	5:01.547	3:32.885	53.644	35.018	235.8	44:49.134
16	3	2:14.133	40.793	56.748	36.592	235.8	38:46.095	19	2	2:05.493	37.771	53.897	33.825	234.8	46:54.627
17	3	2:15.196 B	39.715	57.241	38.240	233.8	41:01.291	20	2	2:04.730	37.519	52.359	34.852	234.3	48:59.357
18	1	4:04.796	2:33.535	56.200	35.061	234.3	45:06.087	21	2	2:04.750 B	37.603	52.610	34.537	235.3	51:04.107
19	1	2:10.384	39.691	55.139	35.554	233.8	47:16.471	22	2	4:04.279	2:36.651	53.452	34.176	236.8	55:08.386
20	1	2:09.654	39.322	55.164	35.168	232.3	49:26.125	23	2	2:03.930	37.573	52.397	33.960	234.8	57:12.316
21	1	2:08.495	38.793	54.694	35.008	233.8	51:34.620	24	2	2:09.677	37.345	52.680	39.652	235.8	59:21.993
22	1	2:09.566	38.576	55.876	35.114	233.8	53:44.186	25	2	2:04.895	37.666	53.306	33.923	235.3	1:01:26.888
23	1	2:08.678	38.736	54.722	35.220	234.3	55:52.864								
24	1	2:08.892	38.906	54.804	35.182	232.8	58:01.756								
25	1	2:09.970	39.235	55.318	35.417	232.8	1:00:11.726								

57		Krohn Racing		Ferrari F458 Italia			
		1. Tracy Krohn		LMGTE Am			
		2. Niclas Jönsson					
		3. Michele Rugolo					
1	3	3:48.231	2:13.319	56.663	38.249	221.8	3:48.231
2	3	2:04.746	37.697	53.185	33.864	235.8	5:52.977
3	3	2:19.066	37.592	1:02.265	39.209	219.1	8:12.043
4	3	2:12.508	38.075	55.773	38.660	167.2	10:24.551
5	3	2:05.463	37.717	53.186	34.560	234.3	12:30.014
6	3	2:04.889	37.726	52.941	34.222	233.8	14:34.903
7	3	2:06.800	37.851	52.707	36.242	235.3	16:41.703
8	3	2:10.535 B	37.749	54.026	38.760	235.3	18:52.238
9	3	6:40.987	5:11.759	54.152	35.076	234.3	25:33.225
10	3	2:05.161	37.815	53.043	34.303	233.8	27:38.386
11	3	2:05.417	37.725	53.123	34.569	233.3	29:43.803
12	3	2:08.706 B	38.632	54.553	35.521	235.8	31:52.509
13	1	7:29.159	5:56.440	57.062	35.657	230.8	39:21.668
14	1	2:10.929	39.550	55.688	35.691	230.8	41:32.597
15	1	2:14.723	41.009	58.416	35.298	230.8	43:47.320
16	1	2:10.299	39.078	56.116	35.105	233.3	45:57.619
17	1	2:09.093	39.155	55.029	34.909	231.3	48:06.712
18	1	2:08.607	39.081	54.692	34.834	232.3	50:15.319
19	1	2:07.904	38.835	54.360	34.709	233.8	52:23.223
20	1	2:10.396	39.155	56.133	35.108	232.8	54:33.619
21	1	2:09.603	39.642	54.685	35.276	232.3	56:43.222
22	1	2:09.331	39.178	55.118	35.035	232.8	58:52.553
23	1	2:08.136	38.826	54.325	34.985	232.8	1:01:00.689

61		AF Corse-Waltrip		Ferrari F458 Italia			
		1. Piergiuseppe Perazzini		LMGTE Am			
		2. Marco Cioci					
		3. Matt Griffin					
1	3	2:39.952	1:01.272	1:01.719	36.961	229.3	2:39.952
2	3	2:13.969 B	39.093	56.422	38.454	233.3	4:53.921
3	3	3:28.969	1:58.791	55.419	34.759	232.8	8:22.890
4	3	2:04.843	37.702	53.166	33.975	232.8	10:27.733
5	3	2:05.551	37.644	53.849	34.058	233.8	12:33.284
6	3	2:04.139	37.556	52.569	34.014	233.8	14:37.423
7	3	2:03.633	37.397	52.376	33.860	235.8	16:41.056

66		JMW Motorsport		Ferrari F458 Italia			
		1. James Walker		LMGTE Pro			
		2. Jonny Cocker					
1	2	10:26.383	8:52.466	56.568	37.349	223.1	10:26.383
2	2	2:10.119	38.179	55.749	36.191	239.5	12:36.502
3	2	2:04.715	37.822	52.989	33.904	236.3	14:41.217
4	2	2:04.833	37.675	53.126	34.032	236.3	16:46.050
5	2	2:04.223	37.712	52.539	33.972	237.4	18:50.273
6	2	2:05.299	38.090	52.736	34.473	237.9	20:55.572
7	2	2:06.440 B	37.894	52.878	35.668	237.9	23:02.012
8	1	4:52.341	3:23.621	54.209	34.511	235.8	27:54.353
9	1	2:05.299	37.795	53.320	34.184	236.3	29:59.652
10	1	2:05.571	38.452	53.064	34.055	235.8	32:05.223
11	1	2:06.238 B	38.689	53.036	34.513	235.8	34:11.461
12	1	4:22.303	2:55.469	52.360	34.474	213.9	38:33.764
13	1	2:02.109	36.881	51.735	33.493	236.3	40:35.873
14	1	2:02.068	36.866	51.673	33.529	235.8	42:37.941
15	1	2:02.146	37.039	51.659	33.448	237.9	44:40.087
16	1	2:06.209 B	39.684	52.404	34.121	236.3	46:46.296
17	2	5:37.362	4:09.772	53.521	34.069	237.9	52:23.658
18	2	2:07.610	38.855	53.706	35.049	217.3	54:31.268
19	2	2:05.454	38.354	52.861	34.239	233.8	56:36.722
20	2	2:08.829 B	38.303	53.057	37.469	234.3	58:45.551

70		Larbre Competition		Chevrolet Corvette C6-ZR1			
		1. Jean-Philippe Belloc		LMGTE Am			
		2. Christophe Bourret					
		3. Pascal Gibon					
1	2	3:29.889	1:43.602	1:07.123	39.164	217.7	3:29.889
2	2	2:17.437	42.136	59.168	36.133	234.8	5:47.326
3	2	2:13.096	40.152	56.830	36.114	234.8	8:00.422
4	2	2:17.784	40.265	59.815	37.704	235.8	10:18.206
5	2	2:21.510 B	41.952	1:01.775	37.783	233.3	12:39.716
6	2	3:39.525	2:07.164	56.762	35.599	234.8	16:19.241
7	2	2:11.292	39.401	55.651	36.240	236.8	18:30.533
8	2	2:11.272	39.944	55.384	35.944	235.8	20:41.805
9	2	2:10.144	39.402	55.343	35.399	236.3	22:51.949
10	2	2:10.781	39.366	55.860	35.555	237.4	25:02.730
11	2	2:11.443	39.452	56.076	35.915	234.3	27:14.173
12	2	2:10.103	38.960	55.800	35.343	220.9	29:24.276
13	2	2:10.147	39.209	55.332	35.606	236.3	31:34.423



FIA WEC
6 Hours of Silverstone
Free Practice 3
Sector Analysis

■ Personal Best ■ Session Best B Crossing the finish line in pit lane

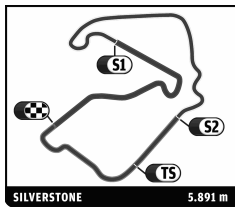
Lap	D	Time	Sector 1	Sector 2	Sector 3	T. Spd	Elapsed	Lap	D	Time	Sector 1	Sector 2	Sector 3	T. Spd	Elapsed
14	2	2:16.299B	40.365	57.562	38.372	230.8	33:50.722	15	2	2:03.986	37.898	52.142	33.946	237.9	38:43.994
15	1	5:07.042	3:36.120	56.175	34.747	237.4	38:57.764	16	2	2:03.615	37.012	53.022	33.581	238.9	40:47.609
16	1	2:07.184	38.541	54.432	34.211	237.9	41:04.948	17	2	2:05.543B	38.144	52.144	35.255	236.8	42:53.152
17	1	2:27.489	57.854	54.831	34.804	237.4	43:32.437	18	1	3:22.352	1:55.050	53.138	34.164	236.8	46:15.504
18	1	2:05.797	37.975	53.610	34.212	237.9	45:38.234	19	1	2:03.874	37.270	52.796	33.808	236.3	48:19.378
19	1	2:10.457B	37.985	55.295	37.177	232.8	47:48.691	20	1	2:03.421	37.469	52.215	33.737	236.8	50:22.799
20	1	4:53.215	3:18.966	57.553	36.696	194.6	52:41.906	21	1	2:03.204	37.045	52.306	33.853	237.9	52:26.003
21	1	2:06.208	37.997	53.721	34.490	236.8	54:48.114	22	1	2:04.370	37.329	53.340	33.701	236.3	54:30.373
22	1	2:07.482	38.477	54.380	34.625	237.4	56:55.596	23	1	2:03.512	37.184	52.502	33.826	236.3	56:33.885
23	1	2:06.072	37.849	53.859	34.364	236.8	59:01.668	24	1	2:03.650	37.182	52.654	33.814	236.8	58:37.535
24	1	2:05.748	37.977	53.407	34.364	237.4	1:01:07.416	25	1	2:03.624	37.255	52.452	33.917	237.4	1:00:41.159

71		AF Corse	Ferrari F458 Italia												
		1. Andrea Bertolini	LMGTE Pro												
		2. Olivier Beretta													
1	1	3:05.537	1:32.002	57.235	36.300	233.3	3:05.537								
2	1	2:06.930	38.434	54.272	34.224	235.8	5:12.467								
3	1	2:05.951	38.099	53.677	34.175	236.3	7:18.418								
4	1	2:06.905	37.832	54.323	34.750	234.8	9:25.323								
5	1	2:05.367	37.861	53.338	34.168	237.4	11:30.690								
6	1	2:06.374B	37.837	53.291	35.246	235.8	13:37.064								
7	1	3:14.743	1:46.077	54.140	34.526	221.8	16:51.807								
8	1	2:03.626	37.401	52.676	33.549	236.8	18:55.433								
9	1	2:03.270	37.186	52.296	33.788	237.9	20:58.703								
10	1	2:07.138B	37.407	52.658	37.073	237.4	23:05.841								
11	1	3:58.574	2:30.299	53.968	34.307	236.3	27:04.415								
12	1	2:06.492	37.826	54.130	34.536	236.3	29:10.907								
13	1	2:05.543	38.247	53.212	34.084	235.3	31:16.450								
14	1	2:05.742	37.532	54.154	34.056	235.8	33:22.192								
15	1	2:04.222	37.422	52.727	34.073	237.4	35:26.414								
16	1	2:04.351	38.078	52.518	33.755	235.8	37:30.765								
17	1	2:03.978	37.508	52.635	33.835	236.8	39:34.743								
18	1	2:03.673	37.671	52.381	33.621	236.8	41:38.416								
19	1	2:11.579B	38.787	56.374	36.418	235.8	43:49.995								
20	2	3:25.584	1:56.143	55.007	34.434	237.4	47:15.579								
21	2	2:07.599	38.249	54.095	35.255	235.3	49:23.178								
22	2	2:07.039	39.112	53.748	34.179	236.3	51:30.217								
23	2	2:07.309	39.252	53.740	34.317	235.3	53:37.526								
24	2	2:06.924	38.449	53.281	35.194	231.3	55:44.450								
25	2	2:05.187	37.784	53.279	34.124	236.8	57:49.637								
26	2	2:25.570B	38.417	1:05.632	41.521	211.4	1:00:15.207								

77		Team Felbermayr-Proton	Porsche 911 RSR (997)												
		1. Marc Lieb	LMGTE Pro												
		2. Richard Lietz													
1	2	3:25.919	1:54.545	56.345	35.029	232.8	3:25.919								
2	2	2:06.232	38.191	53.965	34.076	234.8	5:32.151								
3	2	2:04.490	37.916	52.487	34.087	237.9	7:36.641								
4	2	2:05.733	37.249	52.745	35.739	237.9	9:42.374								
5	2	2:05.407	37.317	53.005	35.085	225.9	11:47.781								
6	2	2:10.210B	38.524	55.286	36.400	235.8	13:57.991								
7	2	5:51.737	4:22.948	54.839	33.950	234.8	19:49.728								
8	2	2:02.334	36.903	51.893	33.538	236.8	21:52.062								
9	2	2:02.250	37.116	51.648	33.486	235.8	23:54.312								
10	2	2:06.069	38.440	53.809	33.820	236.3	26:00.381								
11	2	2:02.440	37.002	51.853	33.585	237.9	28:02.821								
12	2	2:02.136	37.053	51.714	33.369	237.9	30:04.957								
13	2	2:06.182B	37.272	53.885	35.025	236.3	32:11.139								
14	2	4:28.869	2:54.738	53.775	40.356	153.4	36:40.008								

88		Team Felbermayr-Proton	Porsche 911 RSR (997)										
		1. Christian Ried	3. Paolo Ruberti		LMGTE Am								
		2. Gianluca Roda											
1	1	3:41.304	2:06.104	58.463	36.737	230.8	3:41.304						
2	1	2:09.596	39.065	55.192	35.339	234.8	5:50.900						
3	1	2:09.888	38.596	55.750	35.542	235.3	8:00.788						
4	1	2:12.311	40.151	56.711	35.449	234.8	10:13.099						
5	1	2:08.841	39.226	54.530	35.085	234.8	12:21.940						
6	1	2:08.061	38.602	54.370	35.089	235.3	14:30.001						
7	1	2:07.836	38.351	54.295	35.190	234.8	16:37.837						
8	1	2:13.150B	39.312	56.126	37.712	236.3	18:50.987						
9	2	3:54.184	2:20.792	57.615	35.777	233.3	22:45.171						
10	2	2:09.209	38.418	55.879	34.912	235.3	24:54.380						
11	2	2:08.477	38.749	54.857	34.871	236.3	27:02.857						
12	2	2:16.267	39.932	59.716	36.619	234.3	29:19.124						
13	2	2:08.580	38.463	55.288	34.829	234.3	31:27.704						
14	2	2:07.208	38.185	54.148	34.875	236.3	33:34.912						
15	2	2:08.043	38.142	55.069	34.832	236.8	35:42.955						
16	2	2:09.124B	38.002	54.680	36.442	234.3	37:52.079						
17	3	3:58.642	2:29.186	55.113	34.343	235.3	41:50.721						
18	3	2:06.861	38.589	53.740	34.532	234.8	43:57.582						
19	3	2:07.267	38.498	54.561	34.208	235.3	46:04.849						
20	3	2:06.231	37.917	53.908	34.406	233.8	48:11.080						
21	3	2:05.793	37.911	53.595	34.287	234.8	50:16.873						
22	3	2:08.988B	37.906	54.244	36.838	236.8	52:25.861						

97		Aston Martin Racing	Aston Martin Vantage V8										
		1. Adrian Fernandez	3. Darren Turner		LMGTE Pro								
		2. Stefan Mücke											
1	3	2:53.553	1:23.775	55.253	34.525	236.8	2:53.553						
2	3	2:03.520	37.501	52.380	33.639	240.5	4:57.073						
3	3	2:03.048	37.214	52.339	33.495	240.0	7:00.121						
4	3	2:02.581	37.242	52.097	33.242	238.4	9:02.702						
5	3	2:06.568B	37.034	53.668	35.866	237.9	11:09.270						
6	2	6:26.823	4:59.368	53.239	34.216	235.8	17:36.093						
7	2	2:04.100	37.659	52.207	34.234	237.9	19:40.193						
8	2	2:03.395	37.216	52.323	33.856	237.4	21:43.588						
9	2	2:04.599B	37.295	52.247	35.057	235.8	23:48.187						
10	2	5:11.009	3:44.825	52.463	33.721	238.9	28:59.196						
11	2	2:03.646	37.162	52.031	34.453	238.9	31:02.842						
12	2	2:06.421B	37.745	52.994	35.682	232.8	33:09.263						
13	2	13:41.295	...	53.362	34.404	236.8	46:50.558						
14	2	2:03.913	37.680	52.389	33.844	235.8	48:54.471						
15	2	2:03.472	37.387	52.194	33.891	238.4	50:57.943						
16	2	2:03.797	37.271	52.374	34.152	238.9	53:01.740						
17	2	2:05.409	37.979	52.885	34.545	236.8	55:07.149						
18	2	2:04.227	37.421	52.664	34.142	237.9	57:11.376						



FIA WEC
6 Hours of Silverstone
Free Practice 3
Sector Analysis

■ Personal Best ■ Session Best B Crossing the finish line in pit lane

Lap	D	Time	Sector 1	Sector 2	Sector 3	T. Spd	Elapsed	Lap	D	Time	Sector 1	Sector 2	Sector 3	T. Spd	Elapsed
19	2	2:04.837	38.043	52.500	34.294	238.4	59:16.213								
20	2	2:04.582 B	37.368	52.553	34.661	238.4	1:01:20.795								

98		Aston Martin Racing		Aston Martin Vantage V8			
		1.Roald Goethe		LMGTE Am			
		2.Stuart Hall					
1	2	3:00.286	1:18.797	1:03.278	38.211	220.0	3:00.286
2	2	2:14.730	41.971	57.153	35.606	237.9	5:15.016
3	2	2:12.222	40.045	55.557	36.620	232.3	7:27.238
4	2	2:06.631	38.825	53.396	34.410	237.9	9:33.869
5	2	2:05.143	37.845	53.152	34.146	237.9	11:39.012
6	2	2:05.803 B	37.911	53.088	34.804	237.4	13:44.815
7	1	4:28.169	2:50.890	59.656	37.623	231.3	18:12.984
8	1	2:17.749	40.841	58.748	38.160	234.3	20:30.733
9	1	2:16.306	40.757	57.817	37.732	232.8	22:47.039
10	1	2:14.286	40.454	57.146	36.686	230.3	25:01.325
11	1	2:14.179	40.026	56.708	37.445	234.8	27:15.504
12	1	2:13.547	40.512	56.812	36.223	236.8	29:29.051
13	1	2:13.155	40.128	56.507	36.520	233.3	31:42.206
14	1	2:12.381	39.375	56.953	36.053	235.8	33:54.587
15	1	3:02.459 B	1:24.843	59.439	38.177	234.3	36:57.046
16	2	3:27.106	2:00.777	52.680	33.649	237.4	40:24.152
17	2	2:04.537	37.489	53.384	33.664	237.9	42:28.689
18	2	2:03.313	37.352	52.283	33.678	239.5	44:32.002
19	2	2:03.256	37.395	52.295	33.566	237.4	46:35.258
20	2	2:07.804 B	38.786	54.372	34.646	236.3	48:43.062
21	1	3:49.426	2:11.952	1:00.607	36.867	232.3	52:32.488
22	1	2:14.977	41.995	56.445	36.537	234.8	54:47.465
23	1	2:16.138	40.917	58.686	36.535	234.3	57:03.603
24	1	2:13.647	40.036	56.829	36.782	235.3	59:17.250
25	1	2:12.896	40.472	56.610	35.814	237.4	1:01:30.146

99		Aston Martin Racing		Aston Martin Vantage V8			
		1.Jonathan Adam		LMGTE Am			
		2.Andrew Howard					
		3.Paul White					
1	2	2:46.830	1:10.945	59.053	36.832	230.3	2:46.830
2	2	2:11.622	40.202	56.033	35.387	232.8	4:58.452
3	2	2:08.251	38.893	54.409	34.949	234.3	7:06.703
4	2	2:08.448	38.678	54.739	35.031	233.8	9:15.151
5	2	2:07.548	38.301	54.391	34.856	233.8	11:22.699
6	2	2:12.218 B	39.912	55.724	36.582	232.3	13:34.917
7	3	4:34.757	2:59.488	58.291	36.978	233.3	18:09.674
8	3	2:12.614	39.677	56.965	35.972	234.8	20:22.288
9	3	2:10.417	40.096	55.227	35.094	234.8	22:32.705
10	3	2:09.294	39.307	54.896	35.091	234.3	24:41.999
11	3	2:08.237	38.706	54.571	34.960	235.3	26:50.236
12	3	2:17.760 B	40.484	58.423	38.853	235.3	29:07.996
13	1	7:27.025	5:54.514	56.222	36.289	215.1	36:35.021
14	1	2:06.841	38.501	54.222	34.118	237.9	38:41.862
15	1	2:07.219	38.801	54.166	34.252	238.9	40:49.081
16	1	2:07.632 B	38.173	53.858	35.601	240.0	42:56.713
17	1	7:02.894	5:35.111	53.966	33.817	236.3	49:59.607
18	1	2:05.622	38.939	52.915	33.768	237.4	52:05.229
19	1	2:02.920	37.316	52.067	33.537	236.8	54:08.149
20	1	2:03.364	37.316	52.347	33.701	235.8	56:11.513
21	1	2:04.753	38.337	52.493	33.923	236.8	58:16.266
22	1	2:04.999 B	37.280	52.617	35.102	238.9	1:00:21.265