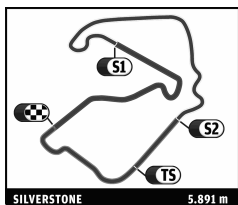


ILMC 6 HOURS OF SILVERSTONE Warm Up Sector Analysis

■ Personal Best
 ■ Session Best
 ■ B Crossing the finish line in pit lane

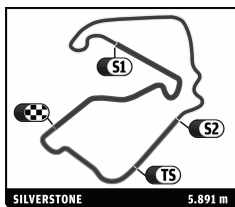
Lap	D	Time	Sector 1	Sector 2	Sector 3	T. Spd	Elapsed	Lap	D	Time	Sector 1	Sector 2	Sector 3	T. Spd	Elapsed
1	Audi Sport Team Joest Audi R18 TDI LM P1 1.Timo Bernhard 2.Marcel Fässler							7 1 1:48.038 32.573 45.926 29.539 268.0 15:37.701 8 1 1:47.310 B 32.797 46.178 28.335 260.9 17:25.011 9 1 2:46.561 1:28.709 47.878 29.974 266.7 20:11.572							
	1 2	2:12.013	52.513	48.913	30.587	259.6	2:12.013								
	2 2	1:47.667 32.795 44.767	30.105	264.7	3:59.680										
	3 2	1:52.699	34.475	48.380	29.844	264.7	5:52.379								
	4 2	1:52.517	34.747	47.327	30.443	264.1	7:44.896								
	5 2	1:55.071	35.019	48.831	31.221	262.1	9:39.967								
	6 2	1:52.513 B	33.808	48.050	30.655	258.4	11:32.480								
	7 1	2:57.268	1:38.380	48.275	30.613	265.4	14:29.748								
	8 1	1:52.579	33.957	48.320	30.302	262.1	16:22.327								
	9 1	1:49.182	33.063	45.468	30.651	267.3	18:11.509								
	10 1	1:49.497	33.162	46.622	29.713	265.4	20:01.006								
2	Audi Sport Team Joest Audi R18 TDI LM P1 1.Tom Kristensen 2.Allan McNish							12 Rebellion Racing Lola B10/60 Coupé - Toyota LM P1 1.Neel Jani 2.Nicolas Prost 1 1 3:02.864 1:39.553 50.612 32.699 252.3 3:02.864 2 1 2:08.085 37.155 54.792 36.138 255.3 5:10.949 3 1 2:02.611 36.924 53.789 31.898 250.6 7:13.560 4 1 1:51.879 34.398 47.072 30.409 254.7 9:05.439 5 1 1:51.740 33.817 47.634 30.289 257.1 10:57.179 6 1 1:52.462 B 33.719 47.640 31.103 258.4 12:49.641 7 2 3:24.139 2:03.589 49.002 31.548 252.3 16:13.780 8 2 1:54.888 34.231 49.423 31.234 254.1 18:08.668 9 2 1:54.812 35.876 48.034 30.902 255.9 20:03.480							
	1 1	2:09.234	49.571	48.739	30.924	266.0	2:09.234								
	2 1	1:49.124	33.174	45.624	30.326	268.0	3:58.358								
	3 1	1:54.819	35.612	48.321	30.886	241.1	5:53.177								
	4 1	1:53.330	35.124	47.641	30.565	267.3	7:46.507								
	5 1	1:55.333	34.947	49.257	31.129	257.8	9:41.840								
	6 1	1:54.594 B	35.088	47.368	32.138	269.3	11:36.434								
	7 2	2:47.832	1:31.552	46.141	30.139	267.3	14:24.266								
	8 2	1:51.203	33.075	46.137	31.991	270.7	16:15.469								
	9 2	1:51.490	33.361	48.120	30.009	267.3	18:06.959								
	10 2	1:49.067	33.877	45.155	30.035	270.7	19:56.026								
11 2	1:48.844 32.919	45.427	30.498	272.0	21:44.870										
007	Aston Martin Racing Lola Aston Martin LM P1 1.Adrian Fernandez 2.Christian Klien 3.Harold Primat							13 Rebellion Racing Lola B10/60 Coupé - Toyota LM P1 1.Andrea Belicchi 2.Jean Boullion 1 1 2:34.187 1:11.678 51.056 31.453 248.3 2:34.187 2 1 1:50.498 33.853 46.223 30.422 254.1 4:24.685 3 1 1:58.608 37.336 49.457 31.815 254.1 6:23.293 4 1 1:54.775 34.427 48.931 31.417 252.3 8:18.068 5 1 1:53.659 B 34.458 47.912 31.289 255.9 10:11.727 6 2 3:45.132 2:23.025 50.231 31.876 254.7 13:56.859 7 2 1:55.289 35.052 49.122 31.115 253.5 15:52.148 8 2 1:55.852 36.260 48.277 31.315 254.7 17:48.000 9 2 1:52.151 34.124 47.616 30.411 255.9 19:40.151 10 2 1:50.966 34.338 46.734 29.894 257.8 21:31.117							
	1 2	2:59.407	1:32.258	52.968	34.181	248.3	2:59.407								
	2 2	2:16.630	43.282	55.263	38.085	246.0	5:16.037								
	3 2	2:08.278	38.850	55.950	33.478	248.3	7:24.315								
	4 2	2:04.380 B	38.094	54.252	32.034	248.3	9:28.695								
	5 3	4:04.537	2:40.530	51.351	32.656	250.6	13:33.232								
	6 3	1:57.599	36.159	49.754	31.686	253.5	15:30.831								
	7 3	1:57.941	35.649	50.057	32.235	248.8	17:28.772								
	8 3	1:57.563	35.160	50.514	31.889	247.7	19:26.335								
	9 3	1:56.386 35.122 49.537	31.727	250.6	21:22.721										
7	Peugeot Sport Total Peugeot 908 LM P1 1.Sébastien Bourdais 2.Simon Pagenaud							15 Oak Racing Oak Pescarolo - Judd LM P1 1.Matthieu Lahaye 2.Guillaume Moreau 3.Pierre Ragues 1 3 2:34.848 1:12.055 50.916 31.877 254.1 2:34.848 2 3 1:50.876 34.419 46.214 30.243 253.5 4:25.724 3 3 1:54.044 34.500 48.769 30.775 250.6 6:19.768 4 3 1:53.190 34.556 47.953 30.681 252.3 8:12.958 5 3 1:53.915 35.307 48.193 30.415 253.5 10:06.873 6 3 1:53.625 B 33.935 48.758 30.932 250.6 12:00.498 7 1 3:28.768 2:07.436 49.433 31.899 251.2 15:29.266 8 1 1:54.246 34.653 48.816 30.777 250.6 17:23.512 9 1 1:55.047 34.789 48.562 31.696 250.0 19:18.559 10 1 1:55.638 36.241 48.356 31.041 246.6 21:14.197							
	1 1	2:10.883	48.941	50.286	31.656	241.6	2:10.883								
	2 1	1:52.703	34.995	46.291	31.417	265.4	4:03.586								
	3 1	1:58.327	36.936	50.057	31.334	264.1	6:01.913								
	4 1	1:55.476	34.453	50.461	30.562	262.8	7:57.389								
	5 1	1:57.953 B	34.350	49.305	34.298	263.4	9:55.342								
8	Peugeot Sport Total Peugeot 908 LM P1 1.Franck Montagny 2.Stéphane Sarrazin							16 Pescarolo Team Pescarolo - Judd LM P1 1.Emmanuel Collard 2.Christophe Tinseau 3.Julien Jousse 1 1 2:04.559 44.635 49.043 30.881 251.2 2:04.559 2 1 1:52.101 34.713 46.746 30.642 252.3 3:56.660 3 1 1:59.797 38.142 50.439 31.216 251.7 5:56.457 4 1 1:56.359 35.077 49.957 31.325 251.7 7:52.816 5 1 2:01.804 B 36.099 50.714 34.991 253.5 9:54.620 6 2 3:40.149 2:19.931 48.842 31.376 252.3 13:34.769 7 2 1:53.844 34.707 48.141 30.996 255.9 15:28.613 8 2 1:52.307 34.059 47.552 30.696 252.9 17:20.920 9 2 1:56.941 34.195 50.457 32.289 249.4 19:17.861 10 2 1:51.889 34.236 47.232 30.421 253.5 21:09.750							
	1 1	2:14.182 B	43.281	58.066	32.835	238.4	2:14.182								
	2 1	3:06.722 B	1:33.688	59.733	33.301	243.2	5:20.904								
	3 1	2:51.631	1:30.705	49.112	31.814	246.6	8:12.535								
	4 1	1:52.161	35.418	47.043	29.700	267.3	10:04.696								
	5 1	1:53.619	32.824	49.830	30.965	264.7	11:58.315								
	6 1	1:51.348	34.303	47.069	29.976	266.0	13:49.663								



ILMC 6 HOURS OF SILVERSTONE Warm Up Sector Analysis

Personal Best Session Best B Crossing the finish line in pit lane

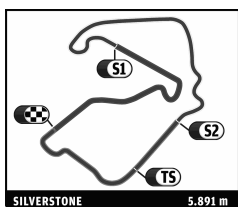
Lap	D	Time	Sector 1	Sector 2	Sector 3	T. Spd	Elapsed	Lap	D	Time	Sector 1	Sector 2	Sector 3	T. Spd	Elapsed
24 Oak Racing															
1. Jacques Nicolet															
2. Alexandre Premat															
3. Olivier Pla															
Oak Pescarolo - Judd LM P1															
1	1	2:48.260	1:21.584	52.559	34.117	249.4	2:48.260	6	1	3:33.250	2:05.787	53.637	33.826	236.8	14:46.025
2	1	2:29.942 B	43.217	1:04.245	42.480	229.3	5:18.202	7	1	1:58.982	36.252	50.044	32.686	238.9	16:45.007
3	3	3:21.721	2:01.328	48.269	32.124	250.6	8:39.923	8	1	2:00.619	35.751	52.257	32.611	238.9	18:45.626
4	3	1:51.508	34.083	46.974	30.451	252.9	10:31.431	9	1	2:03.020	37.747	52.091	33.182	241.1	20:48.646
5	3	1:50.988	33.882	46.750	30.356	252.9	12:22.419	40 Race Performance							
6	3	1:52.067	34.431	46.531	31.105	251.2	14:14.486	1. Michel Frey							
7	3	1:51.498	33.890	46.434	31.174	251.7	16:05.984	2. Ralph Meichtry							
8	3	1:51.481	34.198	47.122	30.161	253.5	17:57.465	3. Marc Rostan							
9	3	1:49.944	33.586	46.350	30.008	252.3	19:47.409	Oreca O3 - Judd LM P2							
10	3	1:54.476	34.242	48.400	31.834	244.3	21:41.885	1	2	2:33.726 B	56.483	59.060	38.183	160.5	2:33.726
26 Signatech Nissan															
1. Franck Mailleux															
2. Lucas Ordoñez															
3. Jean-Karl Vernay															
Oreca O3 - Nissan LM P2															
1	3	2:16.359	53.590	50.611	32.158	240.0	2:16.359	2	2	3:35.005 B	2:00.587	58.849	35.569	214.3	6:08.731
2	3	1:53.910 B	35.172	47.757	30.981	242.2	4:10.269	3	3	4:47.051	3:18.112	54.272	34.667	240.5	10:55.782
3	1	3:26.346	1:58.918	53.457	33.971	240.5	7:36.615	4	3	1:58.210	36.308	49.403	32.499	244.3	12:53.992
4	1	2:03.786 B	40.856	50.440	32.490	242.2	9:40.401	5	3	1:56.944	35.880	48.797	32.267	242.7	14:50.936
5	2	3:32.580	2:11.435	49.291	31.854	242.7	13:12.981	6	3	1:59.055	35.978	50.445	32.632	241.6	16:49.991
6	2	1:56.915	35.393	49.167	32.355	246.0	15:09.896	7	3	1:58.091	35.515	50.200	32.376	243.8	18:48.082
7	2	1:58.683	35.801	50.574	32.308	245.5	17:08.579	8	3	1:59.047	35.575	51.066	32.406	244.9	20:47.129
8	2	1:58.573	36.483	49.211	32.879	244.3	19:07.152	41 Greaves Motorsport							
9	2	1:56.562	35.196	49.261	32.105	242.2	21:03.714	1. Karim Ojjeh							
2. Olivier Lombard															
3. Tom Kimber-Smith															
Zytek Z11SN - Nissan LM P2															
1	2	3:16.836	1:50.709	52.665	33.462	240.5	3:16.836	1	2	2:08.153	40.801	54.480	32.872	242.2	5:24.989
2	2	2:08.153	40.801	54.480	32.872	242.2	5:24.989	2	2	2:04.405	36.903	54.482	33.020	242.7	7:29.394
3	2	2:04.405	36.903	54.482	33.020	242.7	7:29.394	4	2	2:02.036 B	36.912	50.712	34.412	240.5	9:31.430
4	2	2:02.036 B	36.912	50.712	34.412	240.5	9:31.430	5	1	3:40.731	2:14.037	53.424	33.270	241.6	13:12.161
5	1	3:40.731	2:14.037	53.424	33.270	241.6	13:12.161	6	1	1:57.041	35.365	49.595	32.081	245.5	15:09.202
6	1	1:57.041	35.365	49.595	32.081	245.5	15:09.202	7	1	1:58.681	35.168	50.638	32.875	245.5	17:07.883
7	1	1:58.681	35.168	50.638	32.875	245.5	17:07.883	8	1	1:57.634	35.224	49.921	32.489	241.6	19:05.517
8	1	1:57.634	35.224	49.921	32.489	241.6	19:05.517	9	1	1:57.857	34.589	49.907	33.361	242.7	21:03.374
9	1	1:57.857	34.589	49.907	33.361	242.7	21:03.374	42 Strakka Racing							
1. Nick Leventis															
2. Danny Watts															
3. Jonny Kane															
HPD ARX - 01d LM P2															
1	3	2:45.535 B	1:19.930	52.630	32.975	241.6	2:45.535	1	3	3:21.121	1:54.307	53.524	33.290	242.2	6:06.656
2	3	3:21.121	1:54.307	53.524	33.290	242.2	6:06.656	3	3	2:01.473	35.573	50.720	35.180	240.5	8:08.129
3	3	2:01.473	35.573	50.720	35.180	240.5	8:08.129	4	3	1:52.772 B	34.902	47.905	29.965	243.8	10:00.901
4	3	1:52.772 B	34.902	47.905	29.965	243.8	10:00.901	5	1	3:38.100	2:11.182	53.362	33.556	242.2	13:39.001
5	1	3:38.100	2:11.182	53.362	33.556	242.2	13:39.001	6	1	2:04.768	36.947	53.918	33.903	238.4	15:43.769
6	1	2:04.768	36.947	53.918	33.903	238.4	15:43.769	7	1	1:58.128	35.749	49.890	32.489	242.7	17:41.897
7	1	1:58.128	35.749	49.890	32.489	242.7	17:41.897	8	1	1:57.982	35.199	50.352	32.431	243.2	19:39.879
8	1	1:57.982	35.199	50.352	32.431	243.2	19:39.879	9	1	2:03.882	36.634	53.463	33.785	241.6	21:43.761
9	1	2:03.882	36.634	53.463	33.785	241.6	21:43.761	43 RLR Msport							
1. Barry Gates															
2. Rob Garofall															
3. Warren Hughes															
MG Lola EX265 - Judd LM P2															
1	2	2:50.236 B	1:22.759	54.386	33.091	229.3	2:50.236	45 Boutsen Energy Racing							
1. Dominik Kraihamer															
2. Thor-Christian Ebbsvik															
Oreca O3 - Nissan LM P2															
1	1	2:38.609 B	1:13.532	52.134	32.943	242.7	2:38.609	1	1	2:58.277 B	1:27.448	56.731	34.098	242.7	5:36.886
2	1	2:58.277 B	1:27.448	56.731	34.098	242.7	5:36.886	3	2	3:06.520	1:43.890	50.494	32.136	245.5	8:43.406
3	2	3:06.520	1:43.890	50.494	32.136	245.5	8:43.406	4	2	1:55.382	34.757	48.744	31.881	247.1	10:38.788
4	2	1:55.382	34.757	48.744	31.881	247.1	10:38.788	5	2	1:54.950 B	34.458	48.620	31.872	248.8	12:33.738
5	2	1:54.950 B	34.458	48.620	31.872	248.8	12:33.738	46 TDS Racing							
1. Mathias Beche															
2. Pierre Thiriet															
3. Jody Firth															
Oreca O3 - Nissan LM P2															
1	1	2:13.137	50.632	50.617	31.888	240.0	2:13.137								
35 Oak Racing															
1. Jean-Francois Yvon															
2. Frederic Da Rocha															
3. Patrice Lafargue															
Oak Pescarolo - Judd LM P2															
1	3	3:14.625	1:42.832	57.141	34.652	238.9	3:14.625								
2	3	2:09.739	39.980	54.606	35.153	238.9	5:24.364								
3	3	2:11.431	39.016	56.537	35.878	238.9	7:35.795								
4	3	2:10.289	40.987	53.809	35.493	217.3	9:46.084								
5	3	2:07.380 B	37.452	53.633	36.295	241.6	11:53.464								
6	2	3:30.506	2:00.408	53.744	36.354	240.0	15:23.970								
7	2	2:02.347	36.593	51.959	33.795	240.0	17:26.317								
8	2	2:01.760	36.053	51.999	33.708	240.0	19:28.077								
9	2	2:01.298	36.219	51.279	33.800	242.2	21:29.375								
36 RML															
1. Tommy Erdos															
2. Mike Newton															
3. Ben Collins															
HPD ARX - 01d LM P2															
1	1	2:51.888	1:24.376	54.202	33.310	244.3	2:51.888								
2	1	2:15.047	40.432	59.363	35.252	241.6	5:06.935								
3	1	2:09.144 B	39.590	56.898	32.656	241.1	7:16.079								
4	2	3:47.749	2:20.128	53.353	34.268	241.1	11:03.828								
5	2	2:02.576	37.415	51.542	33.619	241.1	13:06.404								
6	2	2:09.996 B	37.554	52.947	39.495	240.0	15:16.400								
7	3	3:38.163	2:14.254	50.891	33.018	241.1	18:54.563								
8	3	1:57.053	35.838	49.355	31.860	243.2	20:51.616								
39 Pecom Racing															
1. Luis Perez-Compagn															
2. Matias Russo															
3. Pierre Kaffer															
Lola B11/40 - Judd LM P2															
1	3	3:08.250	1:43.236	52.498	32.516	238.9	3:08.250								
2	3	2:05.939	38.880	51.820	35.239	241.1	5:14.189								
3	3	2:04.451	37.952	53.159	33.340	238.4	7:18.640								
4	3	1:58.224	36.081	49.861	32.282	236.3	9:16.864								
5	3	1:55.911 B	36.128	49.653	30.130	238.9	11:12.775								



ILMC
6 HOURS OF SILVERSTONE
Warm Up
Sector Analysis

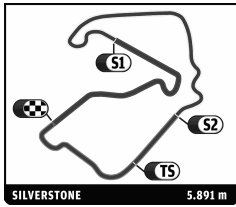
Personal Best Session Best B Crossing the finish line in pit lane

Lap	D	Time	Sector 1	Sector 2	Sector 3	T. Spd	Elapsed	Lap	D	Time	Sector 1	Sector 2	Sector 3	T. Spd	Elapsed		
2	1	1:52.488	34.574	46.851	31.063	243.2	4:05.625	57 Krohn Racing 1.Tracy Krohn 2.Niclas Jönson	Ferrari F430 LM GTE Am 3.Michele Rugolo	1	3	3:12.441	1:40.361	56.253	35.827	231.3	3:12.441
3	1	2:01.441	35.533	52.381	33.527	238.9	6:07.066			2	3	2:19.038	43.767	59.047	36.224	230.3	5:31.479
4	1	1:59.556	35.649	50.440	33.467	241.6	8:06.622			3	3	2:13.270	39.938	57.098	36.234	221.3	7:44.749
5	1	1:53.371	34.753	47.524	31.094	243.2	9:59.993			4	3	2:10.173	39.326	55.709	35.138	232.8	9:54.922
6	1	1:58.235	35.517	51.850	30.868	240.0	11:58.228			5	3	2:10.440	38.602	56.161	35.677	235.3	12:05.362
7	2	3:24.129	2:02.447	49.087	32.595	243.2	15:22.357			6	3	2:10.467	39.338	54.718	36.411	233.3	14:15.829
8	2	1:56.206	34.745	48.488	32.973	243.2	17:18.563			7	2	3:49.305	2:07.822	1:05.679	35.804	229.3	18:05.134
9	2	1:59.657	35.151	52.161	32.345	240.5	19:18.220			8	2	2:11.058	40.045	55.944	35.069	228.3	20:16.192
10	2	1:57.550	36.140	49.396	32.014	245.5	21:15.770										
50	Larbre Competition 1.Patrick Bornhauser 2.Julien Canal		3.Gabriele Gardel			Corvette C6-ZR1 LM GTE Am											
1	3	4:04.506	2:19.439	1:04.367	40.700	194.2	4:04.506	58 Luxury Racing 1.Anthony Beltoise 2.François Jakubowski	Ferrari F458 Italia LM GTE Pro 3.Nicolas Marroc	1	2	3:42.231	2:01.949	1:02.541	37.741	224.1	3:42.231
2	3	2:21.242	43.344	1:00.703	37.195	215.6	6:25.748			2	2	2:25.676	44.029	1:02.262	39.385	215.1	6:07.907
3	3	2:20.635	41.831	58.046	40.758	230.3	8:46.383			3	2	2:17.746	41.317	57.726	38.703	225.5	8:25.653
4	3	3:50.026	2:17.151	56.526	36.349	231.8	12:36.409			4	2	2:15.028	41.059	56.604	37.365	227.8	10:40.681
5	3	2:11.777	39.422	56.369	35.986	229.8	14:48.186			5	2	2:12.823	40.185	56.322	36.316	226.9	12:53.504
6	3	2:10.223	38.956	55.874	35.393	231.3	16:58.409			6	2	2:12.671	40.123	56.826	35.722	228.8	15:06.175
7	3	2:09.987	39.110	55.480	35.397	230.3	19:08.396			7	2	2:14.034	39.958	56.989	37.087	213.4	17:20.209
8	3	2:09.934	38.919	55.550	35.465	232.3	21:18.330			8	2	2:12.362	39.929	56.692	35.741	226.4	19:32.571
51	AF Corse 1.Giancarlo Fisichella 2.Gianmaria Bruni					Ferrari F458 Italia LM GTE Pro											
1	1	3:12.034	1:41.850	54.965	35.219	231.8	3:12.034	59 Luxury Racing 1.Stéphane Ortelli 2.Frédéric Makowiecki	Ferrari F458 Italia LM GTE Pro	1	2	3:28.479	1:57.246	55.868	35.365	230.3	3:28.479
2	1	2:15.304	44.035	55.918	35.351	229.8	5:27.338			2	2	2:13.427	40.597	57.767	35.063	231.3	5:41.906
3	1	2:19.099	50.112	54.445	34.542	229.8	7:46.437			3	2	2:08.990	38.427	55.895	34.668	229.3	7:50.896
4	1	2:07.350	38.456	54.494	34.400	232.3	9:53.787			4	2	2:08.172	39.268	54.338	34.566	231.8	9:59.068
5	1	2:06.127	38.102	53.776	34.249	230.8	11:59.914			5	2	2:06.450	38.226	53.920	34.304	234.3	12:05.518
6	1	2:04.548	37.899	54.109	32.540	227.8	14:04.462			6	2	2:06.969	38.246	54.853	33.870	231.3	14:12.487
7	2	3:02.780	1:34.430	54.086	34.264	228.8	17:07.242			7	1	3:38.159	2:06.968	56.106	35.085	228.8	17:50.646
8	2	2:05.328	37.931	53.093	34.304	228.3	19:12.570			8	1	2:07.615	38.629	54.484	34.502	229.8	19:58.261
9	2	2:05.894	37.641	52.877	35.376	230.3	21:18.464			9	1	2:09.536	38.021	54.049	37.466	229.3	22:07.797
55	BMW Motorsport 1.Augusto Farfus 2.Jörg Müller					BMW M3 LM GTE Pro											
1	2	3:05.870	1:33.428	56.565	35.877	231.3	3:05.870	60 Gulf AMR Middle East 1.Fabien Giroix 2.Roald Goethe	Aston Martin Vantage LM GTE Am 3.Michael Wainwright	1	3	3:33.987	1:57.609	58.822	37.556	230.8	3:33.987
2	2	2:14.953	42.543	57.401	35.009	233.3	5:20.823			2	3	2:17.407	41.833	58.274	37.300	230.3	5:51.394
3	2	2:08.292	38.483	55.500	34.309	233.3	7:29.115			3	3	2:20.943	43.109	59.697	38.137	228.3	8:12.337
4	2	2:07.466	37.869	55.154	34.443	233.3	9:36.581			4	3	2:17.124	42.142	59.329	35.653	231.8	10:29.461
5	2	2:05.452	37.854	53.375	34.223	233.8	11:42.033			5	3	5:18.096	3:40.673	59.655	37.768	226.9	15:47.557
6	2	2:07.425	38.017	55.054	34.354	230.3	13:49.458			6	3	2:16.530	40.886	58.228	37.416	228.3	18:04.087
7	2	2:03.354	37.744	53.628	31.982	234.3	15:52.812			7	3	2:16.261	40.821	58.194	37.246	230.8	20:20.348
8	1	3:05.505	1:36.622	54.511	34.372	232.3	18:58.317										
9	1	2:06.321	37.800	53.893	34.628	233.8	21:04.638										
56	BMW Motorsport 1.Andy Priaulk 2.Uwe Alzen					BMW M3 LM GTE Pro											
1	2	3:11.803	1:39.581	55.709	36.513	226.9	3:11.803	61 AF Corse 1.Piergiuseppe Perazzini 2.Marco Cioci	Ferrari F430 LM GTE Am 3.Stéphane Lemeret	1	3	3:25.133	1:50.855	57.770	36.508	227.4	3:25.133
2	2	2:18.034	45.553	57.546	34.935	232.8	5:29.837			2	3	2:17.947	42.530	58.946	36.471	228.8	5:43.080
3	2	2:07.423	38.582	54.020	34.821	234.3	7:37.260			3	3	2:18.925	39.740	58.228	35.175	216.9	8:02.005
4	2	2:11.442	40.468	55.439	35.535	234.8	9:48.702										
5	2	2:07.447	37.623	55.149	34.675	225.5	11:56.149										
6	2	2:03.694	37.865	53.325	32.504	234.3	13:59.843										
7	1	3:12.502	1:44.097	54.213	34.192	235.8	17:12.345										
8	1	2:05.359	37.939	53.127	34.293	234.8	19:17.704										
9	1	2:04.476	37.901	52.664	33.911	235.3	21:22.180										
62	CRS Racing 1.Pierre Ehret 2.Tim Mullen					Ferrari F430 LM GTE Am 3.Roger Wills											
1	1	2:37.565	1:03.396	58.254	35.915	229.3	2:37.565										



ILMC
6 HOURS OF SILVERSTONE
 Warm Up
Sector Analysis

Lap	D	Time	Sector 1	Sector 2	Sector 3	T. Spd	Elapsed	Lap	D	Time	Sector 1	Sector 2	Sector 3	T. Spd	Elapsed
2	1	2:21.652	39.274	1:06.139	36.239	230.8	4:59.217	2	2	2:26.593 B	44.625	1:02.921	39.047	230.3	5:12.292
3	1	2:24.080	45.405	1:02.064	36.611	227.8	7:23.297	3	2	8:43.615	7:10.171	57.531	35.913	231.8	13:55.907
4	1	2:15.214 B	41.225	57.579	36.410	227.8	9:38.511	4	2	2:09.955	39.764	55.253	34.938	232.8	16:05.862
63 Proton Competition Porsche 911 RSR (997) LM GTE Am 1. Patrick Long 2. Gianluca Roda								70 Kessel Racing Ferrari F458 Italia LM GTE Pro 1. Michael Broniszewski 2. Philipp Peter							
1	2	2:47.873	1:12.823	57.952	37.098	231.3	2:47.873	1	2	2:48.875	1:15.053	57.060	36.762	226.9	2:48.875
2	2	2:27.356	42.772	1:01.558	43.026	218.2	5:15.229	2	2	2:21.446	42.931	1:00.737	37.778	228.3	5:10.321
3	2	2:19.991	42.003	1:01.223	36.765	232.3	7:35.220	3	2	3:15.365 B	45.567	1:37.437	52.361	116.6	8:25.686
4	2	2:17.984 B	43.011	58.833	36.140	232.8	9:53.204	4	1	4:22.895	2:50.782	56.963	35.150	228.3	12:48.581
5	1	3:29.912	1:58.689	55.721	35.502	232.3	13:23.116	5	1	2:09.880	39.102	55.426	35.352	227.8	14:58.461
6	1	2:08.950	39.325	54.685	34.940	233.3	15:32.066	6	1	2:10.044	39.173	55.136	35.735	228.3	17:08.505
7	1	2:06.410	38.383	53.728	34.299	232.3	17:38.476	7	1	2:09.644 B	39.267	54.892	35.485	226.4	19:18.149
8	1	2:06.121	37.778	53.854	34.489	232.8	19:44.597	71 AF Corse Ferrari F458 Italia LM GTE Pro 1. Jaime Melo 2. Toni Vilander							
9	1	2:06.222	38.145	53.765	34.312	233.8	21:50.819	1	1	3:19.791	1:45.607	57.799	36.385	204.9	3:19.791
64 Lotus Jetalliance Lotus Evropa LM GTE Pro 1. Lukas Lichtner-Hoyer 2. Martin Rich 3. David Heinemeier								75 Prospeed Competition Porsche 911 RSR (997) LM GTE Pro 1. Marc Goossens 2. Marco Holzer							
1	1	2:54.063	1:18.930	58.112	37.021	226.4	2:54.063	1	1	2:50.047	1:13.752	58.946	37.349	229.8	2:50.047
2	1	2:22.788	43.459	1:00.303	39.026	228.3	5:16.851	2	1	2:28.052	42.701	1:01.126	44.225	181.2	5:18.099
3	1	2:19.668	42.548	59.746	37.374	230.3	7:36.519	3	1	2:16.040	41.579	58.989	35.472	232.3	7:34.139
4	1	2:14.337	40.977	57.601	35.759	228.3	9:50.856	4	1	2:09.349	38.784	55.650	34.915	232.3	9:43.488
5	1	2:12.241	39.500	56.753	35.988	225.0	12:03.097	5	1	2:07.605	38.400	54.556	34.649	234.3	11:51.093
6	1	2:12.103	39.290	56.083	36.730	228.8	14:15.200	6	1	2:07.491	38.348	53.936	35.207	231.3	13:58.584
7	1	2:12.449	40.828	55.786	35.835	226.9	16:27.649	7	1	2:07.968	38.216	54.448	35.304	233.8	16:06.552
8	1	2:11.293	39.287	56.447	35.559	228.3	18:38.942	8	1	2:08.543	38.374	54.576	35.593	223.6	18:15.095
9	1	2:10.883	39.265	55.620	35.998	228.3	20:49.825	9	1	2:07.216	38.161	54.026	35.029	232.8	20:22.311
65 Lotus Jetalliance Lotus Evropa LM GTE Pro 1. James Rossiter 2. Johnny Mowlam 3. Karl Wendlinger								76 IMSA Performance Matmut Porsche 911 RSR (997) LM GTE Pro 1. Patrick Pilet 2. Wolf Henzler							
1	2	2:57.387	1:20.923	58.790	37.674	215.6	2:57.387	1	2	2:50.487	1:20.724	54.908	34.855	233.3	2:50.487
2	2	2:18.957	42.913	58.236	37.808	231.3	5:16.344	2	2	2:18.322	41.928	59.907	36.487	229.3	5:08.809
3	2	2:16.439	41.641	58.599	36.199	229.8	7:32.783	3	2	2:11.000	39.525	56.299	35.176	234.3	7:19.809
4	2	2:13.006	39.938	56.946	36.122	228.3	9:45.789	4	2	2:07.191	38.517	54.084	34.590	232.3	9:27.000
5	2	2:11.745	39.452	56.069	36.224	226.4	11:57.534	5	2	2:04.301 B	38.196	53.966	32.139	234.3	11:31.301
6	2	2:09.898	39.057	55.234	35.607	226.9	14:07.432	6	2	5:11.111	3:42.583	54.187	34.341	232.8	16:42.412
7	2	2:09.607	39.207	54.874	35.526	229.8	16:17.039	7	2	2:06.393	37.715	54.078	34.600	234.3	18:48.805
8	2	2:08.572	38.736	54.836	35.000	228.3	18:25.611	8	2	2:05.344	37.754	53.308	34.282	235.8	20:54.149
9	2	2:08.407	38.822	54.559	35.026	228.3	20:34.018	77 Team Felbermayr-Proton Porsche 911 RSR (997) LM GTE Pro 1. Marc Lieb 2. Richard Lietz							
66 JMW Motorsport Ferrari F458 Italia LM GTE Pro 1. Rob Bell 2. James Walker								77 Team Felbermayr-Proton Porsche 911 RSR (997) LM GTE Pro 1. Marc Lieb 2. Richard Lietz							
1	1	2:55.048	1:26.065	54.019	34.964	231.8	2:55.048	1	1	2:40.815	1:04.016	58.718	38.081	230.3	2:40.815
2	1	2:16.864	41.034	58.280	37.550	233.8	5:11.912	2	1	2:26.014	45.575	1:02.173	38.266	233.8	5:06.829
3	1	2:13.599	40.969	56.854	35.776	227.4	7:25.511								
4	1	2:09.362 B	39.341	56.085	33.936	227.4	9:34.873								
5	2	3:41.458	2:08.949	56.983	35.526	228.8	13:16.331								
6	2	2:08.128	39.181	54.071	34.876	230.3	15:24.459								
7	2	2:06.300	38.372	53.576	34.352	230.3	17:30.759								
8	2	2:06.099	38.051	53.810	34.238	229.8	19:36.858								
9	2	2:07.903	37.967	54.990	34.946	227.8	21:44.761								
67 IMSA Performance Matmut Porsche 911 RSR (997) LM GTE Am 1. Nicolas Armindo 2. Raymond Narac															
1	2	2:45.699	1:11.314	57.302	37.083	232.8	2:45.699								



ILMC 6 HOURS OF SILVERSTONE Warm Up Sector Analysis

Table with columns: Lap, D, Time, Sector 1, Sector 2, Sector 3, T. Spd, Elapsed. Contains data for drivers 79, 82, 88, 89, 92, 93, 95, and 99, including team names, car models, and performance metrics across multiple laps.