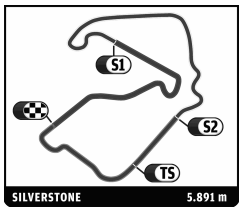

ILMC
6 HOURS OF SILVERSTONE
Free Practice 2

Sector Analysis

Personal Best | Session Best | B Crossing the finish line in pit lane

1 — Audi Sport Team Joest — Audi R18 TDI, LM P1
1.Timo Bernhard
2.Marcel Fässler

Lap	D	Time	Sector 1	Sector 2	Sector 3	T. Spd	Elapsed
1	1	2:39.943	1:18.479	50.701	30.763	264.1	2:39.943
2	1	1:54.363	35.761	48.559	30.043	266.7	4:34.306
3	1	1:49.162	33.347	45.747	30.068	267.3	6:23.468
4	1	1:49.461	33.468	46.033	29.960	268.0	8:12.929
5	1	1:47.937	33.025	45.384	29.528	269.3	10:00.866
6	1	1:48.858	33.283	45.874	29.701	266.7	11:49.724
7	1	1:51.372	32.890	47.933	30.549	268.7	13:41.096
8	1	1:51.029 B	33.228	46.000	31.801	268.7	15:32.125
9	2	3:09.971	1:51.674	47.399	30.898	266.0	18:42.096
10	2	1:52.345	33.642	47.410	31.293	267.3	20:34.441
11	2	1:50.438	33.512	46.944	29.982	263.4	22:24.879
12	2	1:49.245 B	33.307	47.321	28.617	266.0	24:14.124
13	2	3:06.112	1:48.330	47.553	30.229	270.0	27:20.236
14	2	1:48.922	32.850	46.467	29.605	267.3	29:09.158
15	2	1:47.643	32.774	45.299	29.570	268.0	30:56.801
16	2	1:47.939	32.629	45.624	29.686	268.0	32:44.740
17	2	1:47.631	32.695	45.320	29.616	268.0	34:32.371
18	2	1:52.296 B	35.700	45.845	30.751	272.0	36:24.667
19	2	3:32.784	2:16.696	46.233	29.855	268.7	39:57.451
20	2	1:50.670	35.435	45.768	29.467	267.3	41:48.121
21	2	1:50.411	33.184	47.110	30.117	267.3	43:38.532
22	2	1:47.068	32.722	44.766	29.580	269.3	45:25.600
23	2	1:47.899 B	32.679	47.154	28.066	268.7	47:13.499
24	2	3:00.299	1:43.168	46.359	30.772	267.3	50:13.798
25	2	1:49.309	33.412	45.948	29.949	268.7	52:03.107
26	2	1:47.779	32.584	45.612	29.583	269.3	53:50.886
27	2	1:50.351	33.698	45.447	31.206	272.7	55:41.237
28	2	1:47.852	33.053	44.761	30.038	272.7	57:29.089
29	2	1:48.808	32.700	45.768	30.340	272.0	59:17.897
30	2	1:49.188	32.801	46.307	30.080	268.0	1:01:07.085

2 — Audi Sport Team Joest — Audi R18 TDI, LM P1
1.Tom Kristensen
2.Allan McNish

Lap	D	Time	Sector 1	Sector 2	Sector 3	T. Spd	Elapsed
1	2	2:22.506	1:03.237	48.839	30.430	267.3	2:22.506
2	2	1:49.311	33.407	46.051	29.853	268.7	4:11.817
3	2	1:47.900	32.984	45.295	29.621	270.0	5:59.717
4	2	1:50.649	32.796	46.116	31.737	272.7	7:50.366
5	2	1:49.024	34.024	45.308	29.692	272.7	9:39.390
6	2	1:50.566 B	33.044	47.941	29.581	270.7	11:29.956
7	2	4:38.488	3:21.723	45.547	31.218	270.7	16:08.444
8	2	1:47.516	32.563	45.489	29.464	270.0	17:55.960
9	2	1:47.423	32.461	45.513	29.449	272.0	19:43.383
10	2	1:48.365 B	32.801	46.782	28.782	271.4	21:31.748
11	1	4:47.325	3:28.807	48.515	30.003	271.4	26:19.073
12	1	1:49.204	33.132	46.614	29.458	270.7	28:08.277
13	1	1:48.004	33.012	44.957	30.035	272.0	29:56.281
14	1	1:48.849	33.586	45.387	29.876	274.8	31:45.130
15	1	1:50.703	32.986	47.140	30.577	270.0	33:35.833
16	1	1:51.609 B	33.216	49.305	29.088	270.0	35:27.442
17	1	3:35.161	2:18.254	47.154	29.753	270.7	39:02.603
18	1	2:09.705 B	38.288	51.098	40.319	142.5	41:12.308
19	1	3:38.858	2:22.869	46.092	29.897	270.7	44:51.166
20	1	1:46.690	32.525	44.680	29.485	272.7	46:37.856
21	1	1:49.775	32.528	46.879	30.368	267.3	48:27.631
22	1	1:48.596	32.971	45.478	30.147	268.7	50:16.227
23	1	1:48.649	32.723	46.045	29.881	273.4	52:04.876
24	1	1:49.389	32.936	47.002	29.451	272.0	53:54.265
25	1	1:48.828	32.860	45.753	30.215	274.8	55:43.093
26	1	1:48.212	33.415	45.091	29.706	274.8	57:31.305
27	1	1:51.727	34.850	46.206	30.671	274.1	59:23.032
28	1	1:50.446	32.548	48.234	29.664	269.3	1:01:13.478

007 — Aston Martin Racing — Lola Aston Martin, LM P1
1.Adrian Fernandez
2.Christian Klien
3.Harold Primat

Lap	D	Time	Sector 1	Sector 2	Sector 3	T. Spd	Elapsed
1	1	2:37.364	1:11.980	52.875	32.509	260.2	2:37.364
2	1	1:56.211	35.522	49.646	31.043	259.6	4:33.575
3	1	1:54.382	34.912	48.748	30.722	261.5	6:27.957
4	1	1:53.010	34.414	47.906	30.690	260.2	8:20.967
5	1	1:54.259 B	33.703	48.444	32.112	262.1	10:15.226
6	1	8:37.909	7:17.032	49.948	30.929	257.1	18:53.135
7	1	1:52.449	33.970	47.405	31.074	262.1	20:45.584
8	1	1:57.151	33.870	50.904	32.377	256.5	22:42.735
9	1	1:58.058	35.742	48.597	33.719	264.1	24:40.793
10	1	1:54.088 B	34.579	47.986	31.523	262.1	26:34.881
11	1	3:44.784	2:25.668	47.572	31.544	260.9	30:19.665
12	1	1:55.293 B	34.332	47.429	33.532	260.2	32:14.958
13	3	4:24.632	3:00.307	52.303	32.022	259.0	36:39.590
14	3	1:58.361	36.721	50.123	31.517	259.6	38:37.951
15	3	1:55.668	35.111	49.330	31.227	259.6	40:33.619
16	3	1:55.580	34.406	49.993	31.181	259.0	42:29.199
17	3	1:54.320	35.093	47.954	31.273	262.8	44:23.519
18	3	1:59.044 B	35.930	51.230	31.884	256.5	46:22.563
19	3	8:40.779	7:15.723	52.931	32.125	255.9	55:03.342
20	3	1:54.280	35.018	48.204	31.058	263.4	56:57.622
21	3	1:55.535	34.513	49.116	31.906	262.8	58:53.157
22	3	2:00.724 B	35.450	51.394	33.880	259.0	1:00:53.881

7 — Peugeot Sport Total — Peugeot 908, LM P1
1.Sébastien Bourdais
2.Simon Pagenaud

Lap	D	Time	Sector 1	Sector 2	Sector 3	T. Spd	Elapsed
1	1	2:10.852	52.192	48.608	30.052	266.0	2:10.852
2	1	1:51.251	33.963	46.089	31.199	266.7	4:02.103
3	1	1:48.739	33.306	45.701	29.732	268.7	5:50.842
4	1	1:51.766	33.614	47.682	30.470	266.7	7:42.608
5	1	1:48.849	33.277	45.616	29.956	268.7	9:31.457
6	1	1:50.484 B	34.734	47.528	28.222	265.4	11:21.941
7	1	3:30.139	2:12.234	48.124	29.781	264.1	14:52.080
8	1	1:47.504	32.575	45.668	29.261	269.3	16:39.584
9	1	1:51.120	33.807	46.431	30.882	270.7	18:30.704
10	1	1:49.934	34.429	46.071	29.434	270.7	20:20.638
11	1	1:49.672	34.276	46.117	29.279	268.7	22:10.310
12	1	1:47.074 B	32.484	46.060	28.530	266.7	23:57.384
13	1	2:53.914	1:34.658	48.514	30.742	268.0	26:51.298
14	1	1:44.945	32.139	44.036	28.770	272.7	28:36.243
15	1	1:47.947	34.340	44.573	29.034	269.3	30:24.190
16	1	1:48.405	32.559	44.964	30.882	267.3	32:12.595
17	1	1:50.082	34.460	45.630	29.992	268.0	34:02.677
18	1	1:48.931	33.783	45.235	29.913	272.0	35:51.608
19	1	1:47.513	33.153	45.099	29.261	270.7	37:39.121
20	1	1:48.473	33.417	44.596	30.460	273.4	39:27.594
21	1	1:49.946	33.143	46.736	30.067	270.7	41:17.540
22	1	1:48.661	32.751	46.367	29.543	270.7	43:06.201

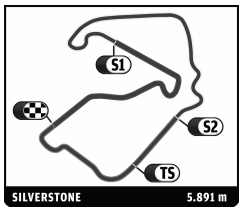

ILMC
6 HOURS OF SILVERSTONE
Free Practice 2

Sector Analysis

Personal Best | Session Best | B Crossing the finish line in pit lane

Lap	D	Time	Sector 1	Sector 2	Sector 3	T. Spd	Elapsed
23	1	1:48.818	34.662	44.962	29.194	271.4	44:55.019
24	1	1:48.264	33.446	45.242	29.576	271.4	46:43.283
25	1	1:48.750	33.252	45.582	29.916	269.3	48:32.033
26	1	1:49.131	33.057	46.269	29.805	270.0	50:21.164
27	1	1:50.173	33.912	46.155	30.106	270.0	52:11.337
28	1	1:49.874	33.292	46.579	30.003	272.7	54:01.211
29	1	1:50.589	34.992	45.870	29.727	271.4	55:51.800
30	1	1:50.245	33.142	47.545	29.558	270.0	57:42.045
31	1	1:48.983	32.946	46.073	29.964	270.7	59:31.028
32	1	1:49.466	33.056	46.500	29.910	272.0	1:01:20.494

8 Peugeot Sport Total — Peugeot 908 — LM P1
1.Franck Montagny
2.Stéphane Sarrazin

Lap	D	Time	Sector 1	Sector 2	Sector 3	T. Spd	Elapsed
1	2	1:59.806	41.790	47.942	30.074	268.7	1:59.806
2	2	1:49.889	33.049	47.018	29.822	270.0	3:49.695
3	2	1:52.366	33.188	47.867	31.311	270.0	5:42.061
4	2	1:50.162	33.420	46.965	29.777	270.0	7:32.223
5	2	1:51.148	32.969	47.739	30.440	270.7	9:23.371
6	2	1:50.875 B	33.946	45.907	31.022	270.7	11:14.246
7	1	2:59.799	1:40.387	49.625	29.787	268.7	14:14.045
8	1	1:50.128	32.677	47.743	29.708	266.7	16:04.173
9	1	1:48.752	33.856	45.505	29.391	270.0	17:52.925
10	1	1:47.845	32.710	44.966	30.169	268.7	19:40.770
11	1	1:50.232	32.671	47.863	29.698	270.0	21:31.002
12	1	1:46.971 B	32.844	47.450	26.677	270.7	23:17.973
13	1	2:56.486	1:41.547	45.770	29.169	271.4	26:14.459
14	1	1:48.195	32.728	46.034	29.433	268.7	28:02.654
15	1	1:50.378	32.544	47.508	30.326	268.7	29:53.032
16	1	1:48.719	32.811	45.937	29.971	270.0	31:41.751
17	1	1:49.667	33.218	46.664	29.785	270.7	33:31.418
18	1	1:49.728	34.420	45.824	29.484	270.0	35:21.146
19	1	1:48.910	32.981	45.936	29.993	270.7	37:10.056
20	1	1:48.241	33.304	45.354	29.583	271.4	38:58.297
21	1	1:52.361	35.100	47.491	29.770	272.0	40:50.658
22	1	1:50.062	33.837	46.406	29.819	269.3	42:40.720
23	1	1:50.075	33.286	46.546	30.243	264.7	44:30.795
24	1	1:51.481	33.416	47.167	30.898	260.2	46:22.276
25	1	1:49.706	32.889	46.289	30.528	272.0	48:11.982
26	1	1:53.774	36.371	47.554	29.849	270.0	50:05.756
27	1	1:51.538	33.206	48.334	29.998	270.0	51:57.294
28	1	1:50.139	33.834	45.896	30.409	272.0	53:47.433
29	1	1:50.943 B	33.332	49.031	28.580	272.7	55:38.376
30	1	2:47.013	1:28.607	47.809	30.597	272.0	58:25.389
31	1	1:48.755	33.239	45.517	29.999	272.0	1:00:14.144

12 Rebellion Racing — Lola B10/60 Coupé - Toyota — LM P1
1.Neel Jani
2.Nicolas Prost

Lap	D	Time	Sector 1	Sector 2	Sector 3	T. Spd	Elapsed
1	2	3:18.880	1:51.574	54.095	33.211	254.7	3:18.880
2	2	1:59.522	36.394	48.848	34.280	259.0	5:18.402
3	2	1:56.120	36.470	48.099	31.551	254.1	7:14.522
4	2	1:55.009	35.031	48.513	31.465	259.0	9:09.531
5	2	1:56.792	35.483	49.773	31.536	255.9	11:06.323
6	2	1:55.365	34.566	47.546	33.253	261.5	13:01.688
7	2	1:53.943	34.790	47.527	31.626	259.6	14:55.631
8	2	1:55.847	34.171	49.482	32.194	255.9	16:51.478
9	2	1:52.268	34.030	47.412	30.826	260.9	18:43.746
10	2	1:54.931 B	34.749	48.005	32.177	262.8	20:38.677
11	2	3:25.194	2:07.978	46.802	30.414	260.9	24:03.871
12	2	1:51.107	33.672	46.133	31.302	261.5	25:54.978
13	2	1:55.356	33.709	50.055	31.592	252.9	27:50.334
14	2	1:55.560	34.363	49.976	31.221	256.5	29:45.894
15	2	1:54.344	33.790	49.557	30.997	254.7	31:40.238
16	2	1:54.607	33.977	48.445	32.185	258.4	33:34.845
17	2	1:52.489	33.759	47.163	31.567	259.6	35:27.334
18	2	1:52.665	33.815	48.309	30.541	260.2	37:19.999
19	2	1:52.916	34.709	47.740	30.467	259.6	39:12.915
20	2	1:53.610	33.359	46.808	33.443	259.6	41:06.525
21	2	1:55.609	33.825	49.210	32.574	256.5	43:02.134
22	2	1:50.641	33.749	46.418	30.474	260.2	44:52.775
23	2	1:50.023	33.913	45.953	30.157	260.2	46:42.798
24	2	1:55.357 B	34.704	47.816	32.837	260.2	48:38.155
25	2	3:58.048	2:38.406	48.306	31.336	259.0	52:36.203
26	2	1:54.288	33.499	48.456	32.333	260.9	54:30.491
27	2	1:53.019	33.568	46.026	33.425	262.8	56:23.510
28	2	1:57.529	34.670	48.288	34.571	253.5	58:21.039
29	2	1:56.119 B	33.485	48.722	33.912	255.3	1:00:17.158

13 Rebellion Racing — Lola B10/60 Coupé - Toyota — LM P1
1.Andrea Belicchi
2.Jean Boullion

Lap	D	Time	Sector 1	Sector 2	Sector 3	T. Spd	Elapsed
1	1	3:47.028	2:22.102	52.249	32.677	253.5	3:47.028
2	1	1:56.591	35.071	48.560	32.960	218.2	5:43.619
3	1	1:59.562	37.394	50.364	31.804	257.1	7:43.181
4	1	1:52.253	34.197	47.231	30.825	259.6	9:35.434
5	1	1:57.854	36.332	49.360	32.162	248.8	11:33.288
6	1	1:53.351	34.164	48.596	30.591	258.4	13:26.639
7	1	1:55.050 B	34.661	48.379	32.010	258.4	15:21.689
8	1	5:56.072	4:35.788	49.134	31.150	255.3	21:17.761
9	1	1:52.712	34.075	47.940	30.697	257.8	23:10.473
10	1	1:51.781	34.050	47.349	30.382	260.9	25:02.254
11	1	1:51.964	34.136	46.943	30.885	260.9	26:54.218
12	1	1:53.012	34.861	47.653	30.498	259.0	28:47.230
13	1	1:51.647	34.022	47.428	30.197	262.8	30:38.877
14	1	1:51.323	33.978	46.978	30.367	259.0	32:30.200
15	1	1:54.448	33.914	48.548	31.986	256.5	34:24.648
16	1	1:56.338	35.790	49.286	31.262	258.4	36:20.986
17	1	1:53.653	34.413	48.617	30.623	259.6	38:14.639
18	1	1:52.208	34.276	47.274	30.658	259.6	40:06.847
19	1	1:55.071 B	35.395	48.008	31.668	260.2	42:01.918
20	1	5:42.484	4:21.300	47.542	33.642	259.6	47:44.402
21	1	1:52.787	34.329	47.831	30.627	257.8	49:37.189
22	1	1:52.678	34.012	47.979	30.687	260.2	51:29.867
23	1	1:50.652	33.801	46.621	30.230	260.9	53:20.519
24	1	1:52.404	33.742	46.843	31.819	264.1	55:12.923
25	1	1:59.316 B	35.614	53.546	30.156	258.4	57:12.239
26	1	2:43.944	1:22.890	49.056	31.998	259.6	59:56.183
27	1	1:51.279	34.063	46.886	30.330	260.9	1:01:47.462

15 Oak Racing — Oak Pescarolo - Judd — LM P1
1.Matthieu Lahaye
2.Guillaume Moreau
3.Pierre Ragues

Lap	D	Time	Sector 1	Sector 2	Sector 3	T. Spd	Elapsed
1	1	3:00.823	1:39.252	49.484	32.087	255.3	3:00.823
2	1	1:56.025	34.204	49.473	32.348	254.1	4:56.848
3	1	1:55.291	34.346	50.014	30.931	253.5	6:52.139
4	1	1:58.756	36.802	50.053	31.901	254.1	8:50.895
5	1	1:55.670	35.146	48.988	31.536	254.1	10:46.565

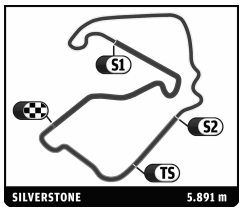

ILMC
6 HOURS OF SILVERSTONE
Free Practice 2

Sector Analysis

Personal Best | Session Best | B Crossing the finish line in pit lane

Lap	D	Time	Sector 1	Sector 2	Sector 3	T. Spd	Elapsed
6	1	1:52.034	34.285	47.244	30.505	255.9	12:38.599
7	1	1:53.318 B	34.105	48.427	30.786	254.1	14:31.917
8	1	3:57.268	2:38.964	47.347	30.957	255.9	18:29.185
9	1	1:52.463	35.155	46.549	30.759	257.8	20:21.648
10	1	1:52.501	34.479	46.854	31.168	259.0	22:14.149
11	1	1:50.987 B	34.206	46.650	30.131	258.4	24:05.136
12	1	5:41.750	4:20.406	49.524	31.820	257.1	29:46.886
13	1	1:55.691	34.034	49.902	31.755	250.6	31:42.577
14	1	1:54.266	34.188	49.283	30.795	259.0	33:36.843
15	1	1:53.132	34.076	48.398	30.658	257.8	35:29.975
16	1	1:51.080	33.898	46.434	30.748	260.9	37:21.055
17	1	1:53.797	34.585	48.691	30.521	259.6	39:14.852
18	1	1:51.261 B	33.988	47.477	29.796	260.2	41:06.113
19	3	4:38.973	3:14.672	52.013	32.288	257.1	45:45.086
20	3	1:56.269	34.929	49.731	31.609	259.6	47:41.355
21	3	1:53.960	34.536	48.482	30.942	255.9	49:35.315
22	3	1:55.142	35.081	48.561	31.500	259.0	51:30.457
23	3	1:53.385	34.074	48.536	30.775	257.8	53:23.842
24	3	1:52.552	34.956	47.173	30.423	261.5	55:16.394
25	3	1:57.249	35.082	50.764	31.403	262.1	57:13.643
26	3	1:54.444	34.133	48.405	31.906	260.9	59:08.087
27	3	1:56.872 B	35.744	50.007	31.121	257.1	1:01:04.959

16 Pescarolo Team — Pescarolo - Judd — LM P1
1.Emmanuel Collard 2.Christophe Tinseau 3.Julien Jousse

Lap	D	Time	Sector 1	Sector 2	Sector 3	T. Spd	Elapsed
1	2	2:17.908	56.266	50.047	31.595	254.7	2:17.908
2	2	1:55.126	34.653	49.208	31.265	256.5	4:13.034
3	2	1:53.016	34.534	47.613	30.869	256.5	6:06.050
4	2	1:53.512 B	34.463	47.318	31.731	257.1	7:59.562
5	2	4:01.203	2:40.949	49.249	31.005	257.8	12:00.765
6	2	1:51.629	33.554	47.450	30.625	260.2	13:52.394
7	2	1:50.914	34.333	46.354	30.227	257.8	15:43.308
8	2	1:51.635	34.297	46.939	30.399	259.0	17:34.943
9	2	1:53.045 B	35.266	47.051	30.728	258.4	19:27.988
10	2	7:17.893	5:57.274	49.957	30.662	259.0	26:45.881
11	2	1:51.813	34.505	46.587	30.721	258.4	28:37.694
12	2	1:51.177	34.231	46.549	30.397	258.4	30:28.871
13	2	1:51.461	34.500	46.682	30.279	256.5	32:20.332
14	2	1:54.468 B	34.514	48.416	31.538	259.6	34:14.800
15	3	5:27.013	4:02.403	52.384	32.226	254.1	39:41.813
16	3	1:55.433	35.258	48.631	31.544	257.1	41:37.246
17	3	1:54.256	35.343	48.232	30.681	259.6	43:31.502
18	3	1:56.268	35.010	48.479	32.779	249.4	45:27.770
19	3	1:54.867	34.023	50.088	30.756	255.9	47:22.637
20	3	1:52.062 B	34.169	47.138	30.755	259.0	49:14.699
21	3	4:59.244	3:38.464	48.738	32.042	257.1	54:13.943
22	3	1:54.498	34.244	48.773	31.481	255.9	56:08.441
23	3	1:52.068	33.643	47.913	30.512	258.4	58:00.509
24	3	1:53.418	33.697	48.642	31.079	257.1	59:53.927
25	3	1:50.640	33.451	46.375	30.814	258.4	1:01:44.567

23 MK Corse — Zytek 09 Hybrid — LM P1
1.Maximo Cortes 2.Ferdinando Geri 3.Giacomo Piccini

Lap	D	Time	Sector 1	Sector 2	Sector 3	T. Spd	Elapsed
1	2	3:14.076	1:40.694	57.595	35.787	225.0	3:14.076
2	2	2:03.470	37.880	51.515	34.075	232.8	5:17.546
3	2	2:03.453	37.320	52.670	33.463	241.1	7:20.999
4	2	2:03.396	38.259	52.227	32.910	251.2	9:24.395
5	2	2:00.139	37.290	50.548	32.301	252.3	11:24.534
6	2	1:59.622	35.484	50.707	33.431	248.3	13:24.156
7	2	1:59.723	36.123	50.729	32.871	249.4	15:23.879
8	2	1:59.792	36.533	50.345	32.914	248.3	17:23.671
9	2	2:00.017	36.553	50.582	32.882	249.4	19:23.688
10	2	2:00.510	36.796	50.915	32.799	249.4	21:24.198
11	2	2:03.191 B	36.860	53.716	32.615	250.6	23:27.389
12	2	6:20.204	4:55.167	51.802	33.235	250.0	29:47.593
13	2	2:01.014	36.782	50.583	33.649	228.3	31:48.607
14	2	2:00.209	37.328	50.208	32.673	250.0	33:48.816
15	2	2:00.390	36.233	51.395	32.762	250.0	35:49.206
16	2	2:28.248 B	1:00.171	54.590	33.487	250.0	38:17.454
17	1	6:06.410	4:41.436	52.031	32.943	254.7	44:23.864
18	1	1:59.118	35.757	51.276	32.085	256.5	46:22.982
19	1	1:53.539	34.304	48.392	30.843	254.1	48:16.521
20	1	1:55.104	34.479	48.933	31.692	255.9	50:11.625
21	1	1:54.249	34.900	48.199	31.150	250.6	52:05.874
22	1	1:54.896	35.357	48.615	30.924	249.4	54:00.770
23	1	1:54.918	36.179	48.013	30.726	252.3	55:55.688
24	1	1:55.909	34.108	49.826	31.975	252.9	57:51.597
25	1	1:51.851	34.408	46.723	30.720	252.9	59:43.448
26	1	2:03.321 B	37.290	50.465	35.566	228.3	1:01:46.769

24 Oak Racing — Oak Pescarolo - Judd — LM P1
1.Jacques Nicolet 2.Alexandre Premat 3.Olivier Pla

Lap	D	Time	Sector 1	Sector 2	Sector 3	T. Spd	Elapsed
1	3	3:11.766	1:46.887	52.338	32.541	243.2	3:11.766
2	3	1:53.519	34.904	47.633	30.982	252.9	5:05.285
3	3	1:53.118	34.482	47.423	31.213	253.5	6:58.403
4	3	1:55.384 B	35.448	48.858	31.078	251.7	8:53.787
5	3	5:02.124	3:40.528	49.741	31.855	248.8	13:55.911
6	3	1:55.047	36.569	47.576	30.902	255.9	15:50.958
7	3	1:59.311 B	33.806	49.422	36.083	216.0	17:50.269
8	3	9:41.578	8:23.246	47.956	30.376	255.3	27:31.847
9	3	1:53.640 B	33.925	47.955	31.760	255.3	29:25.487
10	3	10:00.806	8:41.794	47.267	31.745	253.5	39:26.293
11	3	1:49.844	33.704	46.193	29.947	255.9	41:16.137
12	3	1:49.018	33.247	45.320	30.451	259.6	43:05.155
13	3	1:50.823 B	36.729	45.336	28.758	258.4	44:55.978
14	1	3:58.744	2:37.124	48.249	33.371	255.3	48:54.722
15	1	1:55.547	34.543	49.839	31.165	250.0	50:50.269
16	1	1:58.247	37.438	49.330	31.479	253.5	52:48.516
17	1	1:57.622	36.741	49.423	31.458	254.7	54:46.138
18	1	1:55.072	34.914	48.210	31.948	258.4	56:41.210
19	1	1:55.771	35.299	48.992	31.480	251.7	58:36.981
20	1	1:54.969	34.739	48.670	31.560	258.4	1:00:31.950

26 Signatech Nissan — Oreca 03 - Nissan — LM P2
1.Franck Mailleux 2.Lucas Ordoñez 3.Jean-Karl Vernay

Lap	D	Time	Sector 1	Sector 2	Sector 3	T. Spd	Elapsed
1	2	2:21.917	56.477	52.570	32.870	239.5	2:21.917
2	2	1:58.772	36.352	49.571	32.849	244.3	4:20.689
3	2	1:59.057	35.767	51.272	32.018	246.0	6:19.746
4	2	1:57.156	35.570	49.545	32.041	245.5	8:16.902
5	2	1:57.439	36.026	49.305	32.108	245.5	10:14.341
6	2	1:56.633	35.605	49.131	31.897	246.6	12:10.974
7	2	1:57.907 B	35.535	50.147	32.225	243.2	14:08.881
8	2	7:16.572	5:52.467	51.004	33.101	241.6	21:25.453
9	2	2:00.719	35.900	52.712	32.107	244.3	23:26.172

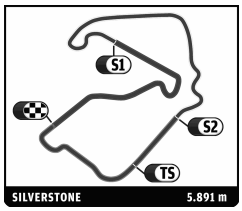

ILMC
6 HOURS OF SILVERSTONE
Free Practice 2

Sector Analysis

Personal Best | Session Best | B Crossing the finish line in pit lane

Lap	D	Time	Sector 1	Sector 2	Sector 3	T. Spd	Elapsed
10	2	1:57.201	35.900	49.763	31.538	244.3	25:23.373
11	2	1:57.763	35.589	50.013	32.161	244.9	27:21.136
12	2	1:57.010	35.263	49.686	32.061	246.6	29:18.146
13	2	1:57.893 B	36.922	49.882	31.089	244.9	31:16.039
14	2	3:21.865	1:58.936	50.688	32.241	244.9	34:37.904
15	2	2:00.047	36.902	51.231	31.914	247.1	36:37.951
16	2	1:54.401	35.175	48.035	31.191	248.3	38:32.352
17	2	1:57.756	38.551	47.951	31.254	247.7	40:30.108
18	2	1:55.282 B	35.506	48.031	31.745	236.8	42:25.390
19	3	3:26.617	2:02.985	51.848	31.784	241.1	45:52.007
20	3	1:54.005	34.842	47.794	31.369	247.1	47:46.012
21	3	1:55.835	34.963	48.899	31.973	248.3	49:41.847
22	3	1:55.245 B	34.484	49.435	31.326	247.7	51:37.092
23	3	5:31.288	4:11.081	48.975	31.232	250.0	57:08.380
24	3	1:57.691	35.161	49.630	32.900	251.7	59:06.071
25	3	1:56.914	35.245	49.829	31.840	251.7	1:01:02.985

35 — Oak Racing — Oak Pescarolo - Judd — LM P2
1.Jean-Francois Yvon 2.Frederic Da Rocha 3.Patrice Lafargue

Lap	D	Time	Sector 1	Sector 2	Sector 3	T. Spd	Elapsed
1	1	3:41.247	2:15.414	52.498	33.335	241.6	3:41.247
2	1	2:01.932	36.973	52.149	32.810	244.3	5:43.179
3	1	2:06.473 B	37.303	51.873	37.297	242.7	7:49.652
4	1	2:46.646	1:22.629	51.060	32.957	241.6	10:36.298
5	1	1:59.302	36.303	50.530	32.469	244.3	12:35.600
6	1	1:58.722	35.913	49.435	33.374	243.8	14:34.322
7	1	1:59.083	35.647	50.698	32.738	243.8	16:33.405
8	1	2:00.343	35.684	51.565	33.094	245.5	18:33.748
9	1	2:01.739	36.870	51.526	33.343	244.9	20:35.487
10	1	2:02.580 B	36.136	50.587	35.857	244.9	22:38.067
11	2	4:36.201	3:07.031	54.846	34.324	243.8	27:14.268
12	2	2:06.210	38.505	53.725	33.980	245.5	29:20.478
13	2	2:06.418	36.916	54.194	35.308	228.3	31:26.896
14	2	2:01.659	37.113	51.165	33.381	247.1	33:28.555
15	2	2:08.003	39.734	54.838	33.431	244.9	35:36.558
16	2	2:01.523 B	36.445	51.022	34.056	246.0	37:38.081
17	2	3:41.871	2:16.806	51.235	33.830	246.0	41:19.952
18	2	2:01.515	37.677	51.005	32.833	248.3	43:21.467
19	2	2:01.029	36.929	51.145	32.955	247.7	45:22.496
20	2	2:03.163	36.957	53.042	33.164	247.1	47:25.659
21	2	2:04.174	38.951	51.453	33.770	247.1	49:29.833
22	2	2:03.964 B	36.797	52.155	35.012	241.1	51:33.797
23	2	3:31.367	2:00.894	56.972	33.501	245.5	55:05.164
24	2	2:00.100	35.933	51.309	32.858	248.8	57:05.264
25	2	2:02.651	35.878	51.726	35.047	238.4	59:07.915
26	2	2:02.494	37.358	51.503	33.633	248.3	1:01:10.409

36 — RML — HPD ARX -01d — LM P2
1.Tommy Erdos 2.Mike Newton 3.Ben Collins

Lap	D	Time	Sector 1	Sector 2	Sector 3	T. Spd	Elapsed
1	1	3:39.387 B	1:27.913	1:20.689	50.785	133.3	3:39.387
2	1	15:20.620	...	50.742	31.922	246.0	19:00.007
3	1	1:56.104	36.473	48.316	31.315	246.6	20:56.111
4	1	1:57.190	34.910	50.394	31.886	242.2	22:53.301
5	1	1:54.845	34.966	48.537	31.342	246.0	24:48.146
6	1	1:55.608 B	35.638	49.693	30.277	247.1	26:43.754
7	2	5:26.253	3:57.358	55.384	33.511	244.9	32:10.007
8	2	2:06.472	38.712	53.638	34.122	244.9	34:16.479
9	2	2:04.284	38.035	53.028	33.221	244.3	36:20.763
10	2	2:04.820	37.054	54.372	33.394	244.3	38:25.583
11	2	2:02.570	37.269	52.333	32.968	243.8	40:28.153
12	2	2:03.454	37.421	52.156	33.877	244.3	42:31.607
13	2	2:05.137 B	37.251	51.564	36.322	236.8	44:36.744
14	3	4:04.719	2:36.723	53.905	34.091	228.8	48:41.463
15	3	2:02.261	37.523	51.431	33.307	228.3	50:43.724
16	3	2:03.650	37.012	51.654	34.984	231.3	52:47.374
17	3	2:02.751	38.283	51.647	32.821	228.8	54:50.125
18	3	2:01.324	36.616	50.941	33.767	234.8	56:51.449
19	3	2:02.440	37.837	50.672	33.931	230.8	58:53.889
20	3	2:01.679	36.564	51.097	34.018	233.8	1:00:55.568

39 — Pecom Racing — Lola B11/40 - Judd — LM P2
1.Luis Perez-Companc 2.Matias Russo 3.Pierre Kaffer

Lap	D	Time	Sector 1	Sector 2	Sector 3	T. Spd	Elapsed
1	1	3:15.420	1:47.014	54.698	33.708	243.2	3:15.420
2	1	2:00.551	36.877	50.812	32.862	242.7	5:15.971
3	1	1:57.704	36.278	48.970	32.456	241.1	7:13.675
4	1	2:01.393	36.733	51.816	32.844	243.2	9:15.068
5	1	2:01.522	36.199	51.103	34.220	242.2	11:16.590
6	1	1:59.220	35.823	50.738	32.659	244.3	13:15.810
7	1	1:58.724	36.477	49.561	32.686	242.2	15:14.534
8	1	1:58.205	35.623	50.441	32.141	242.2	17:12.739
9	1	2:01.974	39.069	50.099	32.806	244.3	19:14.713
10	1	1:59.336	36.186	50.296	32.854	242.7	21:14.049
11	1	1:58.116	35.840	49.651	32.625	241.1	23:12.165
12	1	1:57.689	35.651	49.303	32.735	244.9	25:09.854
13	1	2:00.966	36.508	51.413	33.045	243.2	27:10.820
14	1	1:59.238	36.606	49.914	32.718	242.7	29:10.058
15	1	2:01.957 B	36.663	51.150	34.144	241.6	31:12.015
16	2	4:42.230	3:11.607	55.633	34.990	243.2	35:54.245
17	2	2:00.841	36.651	51.609	32.581	242.2	37:55.086
18	2	1:58.117	35.601	50.342	32.174	243.8	39:53.203
19	2	1:57.384	35.581	49.779	32.024	243.8	41:50.587
20	2	1:57.894	35.353	50.066	32.475	244.3	43:48.481
21	2	2:00.521 B	36.153	52.035	32.333	244.9	45:49.002
22	2	4:34.431	3:08.048	54.162	32.221	244.3	50:23.433
23	2	1:57.884	36.090	49.801	31.993	242.2	52:21.317
24	2	1:56.636	35.101	49.583	31.952	244.3	54:17.953
25	2	1:59.526	35.444	51.967	32.115	242.7	56:17.479
26	2	1:56.928	35.490	49.429	32.009	243.8	58:14.407
27	2	1:57.774	35.225	50.264	32.285	243.2	1:00:12.181

40 — Race Performance — Oreca 03 - Judd — LM P2
1.Michel Frey 2.Ralph Meichtry 3.Marc Rostan

Lap	D	Time	Sector 1	Sector 2	Sector 3	T. Spd	Elapsed
1	2	3:19.971	1:51.043	55.449	33.479	243.2	3:19.971
2	2	1:58.956	37.018	48.838	33.100	248.3	5:18.927
3	2	1:59.593	37.292	50.942	31.359	243.2	7:18.520
4	2	1:56.814	35.127	49.140	32.547	247.7	9:15.334
5	2	1:57.957 B	36.702	48.624	32.631	247.7	11:13.291
6	2	12:25.457	...	51.684	31.770	247.7	23:38.748
7	2	1:58.605	35.812	51.254	31.539	248.3	25:37.353
8	2	1:52.720	34.271	47.858	30.591	249.4	27:30.073
9	2	1:57.642 B	35.559	49.759	32.324	248.8	29:27.715
10	3	4:33.576	3:06.702	52.940	33.934	246.6	34:01.291
11	3	1:59.601	36.720	50.485	32.396	245.5	36:00.892
12	3	1:57.971	35.888	49.866	32.217	250.6	37:58.863
13	3	1:57.458	35.398	50.330	31.730	247.7	39:56.321

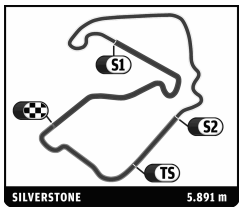

ILMC
6 HOURS OF SILVERSTONE
Free Practice 2

Sector Analysis

Personal Best | Session Best | B Crossing the finish line in pit lane

41 — Greaves Motorsport — Zytek Z11SN - Nissan — LM P2
1.Karim Ojjeh
2.Olivier Lombard
3.Tom Kimber-Smith

Lap	D	Time	Sector 1	Sector 2	Sector 3	T. Spd	Elapsed
14	3	2:00.205	36.868	51.464	31.873	247.1	41:56.526
15	3	1:56.981	35.217	48.928	32.836	251.7	43:53.507
16	3	1:59.376	35.886	51.023	32.467	230.8	45:52.883
17	3	1:57.381	35.140	49.337	32.904	250.0	47:50.264
18	3	2:02.335	35.146	53.330	33.859	247.1	49:52.599
19	3	1:59.409	37.599	49.772	32.038	249.4	51:52.008
20	3	1:57.760	35.230	49.657	32.873	249.4	53:49.768
21	3	1:57.157	35.938	49.456	31.763	249.4	55:46.925
22	3	2:02.829	37.635	52.925	32.269	247.7	57:49.754
23	3	1:58.201	36.378	49.715	32.108	248.8	59:47.955
24	3	1:56.473	35.049	48.933	32.491	250.6	1:01:44.428
1	2	3:22.722	1:59.988	51.124	31.610	248.3	3:22.722
2	2	1:55.890	35.475	47.854	32.561	252.3	5:18.612
3	2	1:56.836	36.520	49.091	31.225	248.8	7:15.448
4	2	1:58.390	34.892	51.506	31.992	246.0	9:13.838
5	2	1:55.842	34.378	48.929	32.535	248.3	11:09.680
6	2	1:53.292	34.645	47.498	31.149	248.8	13:02.972
7	2	1:58.689 B	37.377	50.049	31.263	247.7	15:01.661
8	2	5:00.566	3:41.196	47.864	31.506	246.6	20:02.227
9	2	1:53.416	34.223	47.877	31.316	245.5	21:55.643
10	2	1:53.407	34.428	47.101	31.878	248.8	23:49.050
11	2	1:56.661 B	35.190	48.176	33.295	250.0	25:45.711
12	1	4:24.034	3:01.908	49.756	32.370	243.2	30:09.745
13	1	1:57.757	35.281	50.088	32.388	246.0	32:07.502
14	1	1:57.646	35.959	49.020	32.667	245.5	34:05.148
15	1	1:56.209	35.361	48.701	32.147	250.0	36:01.357
16	1	1:58.647	35.943	49.784	32.920	249.4	38:00.004
17	1	1:57.305	35.576	49.582	32.147	248.8	39:57.309
18	1	1:59.227 B	36.684	51.044	31.499	245.5	41:56.536
19	3	5:53.220	4:32.389	48.794	32.037	248.3	47:49.756
20	3	1:57.791	34.915	51.449	31.427	244.3	49:47.547
21	3	1:53.636	34.794	47.781	31.061	245.5	51:41.183
22	3	1:53.545	35.190	47.347	31.008	247.7	53:34.728
23	3	1:53.697	34.391	48.017	31.289	247.1	55:28.425
24	3	1:54.354	35.360	47.809	31.185	249.4	57:22.779
25	3	1:55.129 B	35.279	48.432	31.418	247.7	59:17.908

42 — Strakka Racing — HPD ARX -01d — LM P2
1.Nick Leventis
2.Danny Watts
3.Jonny Kane

Lap	D	Time	Sector 1	Sector 2	Sector 3	T. Spd	Elapsed
1	1	2:45.338	1:17.055	54.874	33.409	243.2	2:45.338
2	1	2:00.585	37.064	51.076	32.445	247.1	4:45.923
3	1	2:00.728	36.815	50.707	33.206	244.3	6:46.651
4	1	2:00.751	36.707	51.698	32.346	245.5	8:47.402
5	1	2:00.184	35.913	51.493	32.778	245.5	10:47.586
6	1	1:59.077	36.867	50.081	32.129	244.9	12:46.663
7	1	1:58.188	36.308	49.579	32.301	245.5	14:44.851
8	1	1:57.042	35.333	49.256	32.453	244.9	16:41.893
9	1	2:01.207 B	35.564	50.604	35.039	245.5	18:43.100
10	2	3:43.803	2:20.601	51.066	32.136	244.3	22:26.903
11	2	1:55.083	35.241	48.157	31.685	248.3	24:21.986
12	2	1:58.979 B	35.229	50.246	33.504	246.0	26:20.965
13	2	4:19.342	2:57.885	49.426	32.031	243.8	30:40.307
14	2	1:53.561	34.604	47.898	31.059	246.0	32:33.868
15	2	1:53.648	34.528	47.364	31.756	248.8	34:27.516
16	2	1:55.452 B	35.450	48.331	31.671	247.7	36:22.968
17	2	3:20.471	2:00.195	48.750	31.526	248.8	39:43.439
18	2	1:58.682	34.702	49.584	34.396	217.7	41:42.121
19	2	1:58.120	36.296	49.798	32.026	246.0	43:40.241
20	2	1:53.255	34.876	47.153	31.226	246.0	45:33.496
21	2	1:55.563 B	35.324	47.680	32.559	247.1	47:29.059
22	1	3:31.438	2:07.992	50.427	33.019	243.8	51:00.497
23	1	1:58.167	35.707	50.199	32.261	244.3	52:58.664
24	1	1:58.518	35.642	50.443	32.433	244.9	54:57.182
25	1	1:57.896	35.641	50.211	32.044	246.6	56:55.078
26	1	1:57.525	35.382	50.096	32.047	250.0	58:52.603
27	1	2:04.443 B	36.266	51.514	36.663	246.0	1:00:57.046

43 — RLR Msport — MG Lola EX265 - Judd — LM P2
1.Barry Gates
2.Rob Garofall
3.Warren Hughes

Lap	D	Time	Sector 1	Sector 2	Sector 3	T. Spd	Elapsed
1	2	2:49.227	1:21.896	52.998	34.333	238.9	2:49.227
2	2	2:00.250	37.863	49.834	32.553	235.8	4:49.477
3	2	2:01.207	36.775	50.407	34.025	239.5	6:50.684
4	2	1:59.770	35.858	51.443	32.469	236.3	8:50.454
5	2	1:58.061	35.801	49.249	33.011	238.9	10:48.515
6	2	1:59.108	36.529	50.013	32.566	238.9	12:47.623
7	2	1:58.370	36.106	49.322	32.942	237.9	14:45.993
8	2	1:56.609	35.568	48.792	32.249	235.8	16:42.602
9	2	2:00.326	35.650	50.479	34.197	209.3	18:42.928
10	2	1:58.487	35.517	50.735	32.235	236.3	20:41.415
11	2	2:00.324	35.983	52.249	32.092	236.8	22:41.739
12	2	1:59.569	35.746	48.937	34.886	237.4	24:41.308
13	2	1:56.942	35.823	49.167	31.952	236.8	26:38.250
14	2	1:55.550	35.375	48.481	31.694	236.8	28:33.800
15	2	2:02.240 B	37.247	49.079	35.914	236.3	30:36.040
16	1	3:54.508	2:30.834	50.794	32.880	236.8	34:30.548
17	1	2:01.571	37.783	51.367	32.421	237.9	36:32.119
18	1	1:59.535	36.558	50.215	32.762	237.9	38:31.654
19	1	1:59.622	36.425	50.396	32.801	236.3	40:31.276
20	1	1:59.810	35.895	51.098	32.817	238.4	42:31.086
21	1	1:58.517	35.742	50.492	32.283	237.4	44:29.603
22	1	1:58.016	35.984	49.437	32.595	240.0	46:27.619
23	1	1:59.580	37.580	49.559	32.441	236.8	48:27.199
24	1	1:58.143	35.892	49.799	32.452	238.4	50:25.342
25	1	1:58.823	35.558	50.307	32.958	236.3	52:24.165
26	1	1:56.168 B	35.751	49.325	31.092	239.5	54:20.333
27	1	2:38.446	1:16.140	49.357	32.949	237.9	56:58.779
28	1	1:58.724	35.596	50.104	33.024	237.4	58:57.503
29	1	2:00.405	35.739	50.956	33.710	234.8	1:00:57.908

45 — Boutsen Energy Racing — Oreca 03 - Nissan — LM P2
1.Dominik Kraihamer
2.Thor-Christian Ebbesvik

Lap	D	Time	Sector 1	Sector 2	Sector 3	T. Spd	Elapsed
1	2	3:30.537	2:03.122	54.110	33.305	241.6	3:30.537
2	2	1:55.834	35.881	48.501	31.452	248.8	5:26.371
3	2	1:54.833	34.468	47.837	32.528	243.2	7:21.204
4	2	2:20.417	37.428	49.883	53.106	129.7	9:41.621
5	2	1:56.729	34.806	47.563	34.360	254.1	11:38.350
6	2	1:56.093	36.478	48.186	31.429	248.3	13:34.443
7	2	1:56.298 B	35.520	48.113	32.665	247.1	15:30.741
8	2	6:11.504	4:46.601	52.832	32.071	246.0	21:42.245
9	2	1:53.851	34.417	48.133	31.301	250.0	23:36.096
10	2	2:12.458 B	43.194	55.719	33.545	250.0	25:48.554

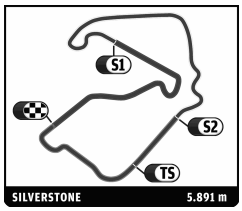

ILMC
6 HOURS OF SILVERSTONE
Free Practice 2

Sector Analysis

Personal Best | Session Best | B Crossing the finish line in pit lane

46 — TDS Racing — Oreca 03 - Nissan — LM P2
1.Mathias Beche 2.Pierre Thiriet 3.Jody Firth

Lap	D	Time	Sector 1	Sector 2	Sector 3	T. Spd	Elapsed
1	2	2:24.092	59.280	52.506	32.306	239.5	2:24.092
2	2	1:57.206	35.424	49.099	32.683	244.3	4:21.298
3	2	1:56.979	35.358	50.005	31.616	242.2	6:18.277
4	2	1:56.726	35.387	48.796	32.543	244.3	8:15.003
5	2	1:55.413	35.108	48.577	31.728	244.3	10:10.416
6	2	1:56.149	35.063	49.405	31.681	244.9	12:06.565
7	2	1:57.298	36.109	49.128	32.061	243.8	14:03.863
8	2	2:05.752 B	35.251	55.730	34.771	241.1	16:09.615
9	1	3:40.564	2:16.392	51.722	32.450	244.3	19:50.179
10	1	1:58.562	35.914	50.209	32.439	241.1	21:48.741
11	1	1:57.649	35.517	49.878	32.254	243.8	23:46.390
12	1	1:58.704	35.188	49.742	33.774	247.7	25:45.094
13	1	1:58.340	36.278	49.446	32.616	244.3	27:43.434
14	1	1:57.225	35.770	49.292	32.163	243.2	29:40.659
15	1	2:03.337	35.910	54.042	33.385	234.8	31:43.996
16	1	1:58.319 B	35.629	51.321	31.369	243.8	33:42.315
17	1	6:00.845	4:37.933	50.955	31.957	244.3	39:43.160
18	1	1:57.081	34.602	48.444	34.035	248.8	41:40.241
19	1	1:55.311	34.507	49.534	31.270	241.6	43:35.552
20	1	1:53.856	34.234	48.217	31.405	248.8	45:29.408
21	1	1:56.567	36.506	47.490	32.571	246.0	47:25.975
22	1	1:57.638	36.788	49.393	31.457	243.8	49:23.613
23	1	1:53.372 B	34.253	48.165	30.954	244.3	51:16.985
24	1	4:19.741	2:58.682	48.704	32.355	247.7	55:36.726
25	1	1:53.701	34.312	47.476	31.913	247.7	57:30.427
26	1	1:56.598	35.042	50.435	31.121	244.9	59:27.025
27	1	1:54.559	35.302	47.863	31.394	246.0	1:01:21.584

50 — Larbre Competition — Corvette C6-ZR1 — LM GTE Am
1.Patrick Bornhauser 2.Julien Canal 3.Gabriele Gardel

Lap	D	Time	Sector 1	Sector 2	Sector 3	T. Spd	Elapsed
1	2	3:02.466	1:29.438	56.968	36.060	232.3	3:02.466
2	2	2:11.542	38.555	56.436	36.551	229.8	5:14.008
3	2	2:11.087	38.354	55.656	37.077	208.5	7:25.095
4	2	2:08.197	38.145	55.273	34.779	234.3	9:33.292
5	2	2:08.085	38.440	54.664	34.981	235.3	11:41.377
6	2	2:08.230	38.263	54.721	35.246	234.3	13:49.607
7	2	2:10.599 B	38.415	54.729	37.455	225.5	16:00.206
8	1	4:18.350	2:43.394	58.603	36.353	233.3	20:18.556
9	1	2:11.921	40.201	56.124	35.596	235.3	22:30.477
10	1	2:11.357	39.373	55.351	36.633	235.8	24:41.834
11	1	2:14.029	39.891	58.048	36.090	233.8	26:55.863
12	1	2:10.005	39.068	55.737	35.200	236.3	29:05.868
13	1	2:10.043	39.225	55.396	35.422	234.8	31:15.911
14	1	2:09.901	39.132	55.741	35.028	235.8	33:25.812
15	1	2:12.593 B	40.729	56.556	35.308	232.8	35:38.405
16	1	4:14.697	2:41.376	57.608	35.713	232.8	39:53.102
17	1	2:10.585	39.650	55.770	35.165	234.8	42:03.687
18	1	2:12.745	39.701	58.019	35.025	235.8	44:16.432
19	1	2:09.827	38.781	55.043	36.003	236.8	46:26.259
20	1	2:14.700 B	40.381	56.424	37.895	235.3	48:40.959
21	3	3:23.869	1:53.231	55.026	35.612	235.8	52:04.828
22	3	2:09.020	38.764	55.211	35.045	237.4	54:13.848
23	3	2:09.674	38.587	55.743	35.344	238.9	56:23.522
24	3	2:09.736	39.866	54.939	34.931	237.9	58:33.258
25	3	2:08.163	38.878	54.384	34.901	237.4	1:00:41.421

51 — AF Corse — Ferrari F458 Italia — LM GTE Pro
1.Giancarlo Fisichella 2.Gianmaria Bruni

Lap	D	Time	Sector 1	Sector 2	Sector 3	T. Spd	Elapsed
1	1	4:03.564	2:33.376	55.042	35.146	231.8	4:03.564
2	1	2:06.055	38.157	53.556	34.342	230.8	6:09.619
3	1	2:05.307	37.885	53.147	34.275	231.3	8:14.926
4	1	2:05.677	38.123	53.485	34.069	231.8	10:20.603
5	1	2:04.582	37.552	52.996	34.034	232.3	12:25.185
6	1	2:04.086 B	37.828	52.906	33.352	231.8	14:29.271
7	1	7:03.586	5:35.819	53.521	34.246	231.8	21:32.857
8	1	2:05.806	37.684	54.062	34.060	233.3	23:38.663
9	1	2:05.896 B	38.134	53.688	34.074	233.8	25:44.559
10	1	4:10.920	2:43.121	53.624	34.175	233.8	29:55.479
11	1	2:05.146	37.893	53.334	33.919	231.8	32:00.625
12	1	2:05.285	37.692	53.225	34.368	231.3	34:05.910
13	1	2:05.313	38.020	53.291	34.002	232.8	36:11.223
14	1	2:04.549	37.585	52.994	33.970	233.3	38:15.772
15	1	2:03.408 B	38.164	53.329	31.915	232.8	40:19.180
16	2	3:22.560	1:53.714	53.686	35.160	233.8	43:41.740
17	2	2:07.862	38.212	53.718	35.932	236.3	45:49.602
18	2	2:04.756	37.514	53.324	33.918	235.3	47:54.358
19	2	2:04.904	37.689	53.248	33.967	234.8	49:59.262
20	2	2:06.640 B	37.692	52.853	36.095	235.8	52:05.902
21	2	3:45.269	2:18.050	53.388	33.831	234.3	55:51.171
22	2	2:04.243	37.492	52.878	33.873	236.3	57:55.414
23	2	2:04.791	38.013	52.929	33.849	235.3	1:00:00.205

55 — BMW Motorsport — BMW M3 — LM GTE Pro
1.Augusto Farfus 2.Jörg Müller

Lap	D	Time	Sector 1	Sector 2	Sector 3	T. Spd	Elapsed
1	1	2:56.956	1:27.384	55.042	34.530	233.8	2:56.956
2	1	2:05.149	37.878	53.153	34.118	236.3	5:02.105
3	1	2:06.144	37.566	53.657	34.921	237.4	7:08.249
4	1	2:06.594	37.958	54.142	34.494	235.8	9:14.843
5	1	2:13.138 B	44.613	54.284	34.241	233.8	11:27.981
6	1	8:10.784	6:38.561	57.791	34.432	234.3	19:38.765
7	1	2:05.513	37.767	53.473	34.273	235.8	21:44.278
8	1	2:05.385	37.691	53.402	34.292	235.3	23:49.663
9	1	2:05.224	37.818	53.450	33.956	235.3	25:54.887
10	1	2:05.760 B	37.631	53.587	34.542	235.3	28:00.647
11	2	12:08.690	...	53.709	34.258	235.3	40:09.337
12	2	2:05.355	37.719	53.447	34.189	235.8	42:14.692
13	2	2:05.089	37.973	53.203	33.913	236.8	44:19.781
14	2	2:04.120 B	37.571	54.128	32.421	237.4	46:23.901

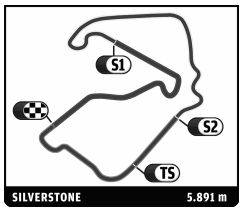

ILMC
6 HOURS OF SILVERSTONE
Free Practice 2

Sector Analysis

Personal Best | Session Best | B Crossing the finish line in pit lane

Lap	D	Time	Sector 1	Sector 2	Sector 3	T. Spd	Elapsed
15	2	4:55.729	3:29.666	52.294	33.769	236.8	51:19.630
16	2	2:03.215	36.747	51.663	34.805	235.3	53:22.845
17	2	2:04.764	39.039	52.306	33.419	237.9	55:27.609
18	2	2:03.523	37.081	52.320	34.122	237.9	57:31.132
19	2	2:04.776	37.769	53.074	33.933	237.4	59:35.908
20	2	2:04.143	37.387	52.846	33.910	237.9	1:01:40.051

56 BMW Motorsport — BMW M3, LM GTE Pro
1.Andy Priaulx
2.Uwe Alzen

Lap	D	Time	Sector 1	Sector 2	Sector 3	T. Spd	Elapsed
1	1	3:14.765	1:42.375	56.294	36.096	229.8	3:14.765
2	1	2:06.331	37.690	52.916	35.725	233.3	5:21.096
3	1	2:03.693	37.123	52.622	33.948	234.3	7:24.789
4	1	2:04.118	37.375	52.565	34.178	232.3	9:28.907
5	1	2:08.906	37.802	54.127	36.977	233.3	11:37.813
6	1	2:04.207 B	38.459	53.405	32.343	233.8	13:42.020
7	1	4:50.056	3:20.845	54.356	34.855	231.8	18:32.076
8	1	2:05.964	38.091	53.215	34.658	233.8	20:38.040
9	1	2:07.571	38.935	54.088	34.548	231.8	22:45.611
10	1	2:05.439	37.820	53.456	34.163	235.3	24:51.050
11	1	2:05.873	38.204	53.511	34.158	234.8	26:56.923
12	1	2:03.647 B	38.206	54.004	31.437	232.3	29:00.570
13	2	4:02.440	2:33.723	54.227	34.490	231.8	33:03.010
14	2	2:05.901	38.447	53.287	34.167	236.8	35:08.911
15	2	2:05.341	37.937	53.301	34.103	235.3	37:14.252
16	2	2:07.292	37.895	54.379	35.018	235.8	39:21.544
17	2	2:05.180	37.752	53.312	34.116	235.3	41:26.724
18	2	2:05.879 B	37.791	53.491	34.597	234.3	43:32.603
19	2	4:40.107	3:11.477	53.350	35.280	234.8	48:12.710
20	2	2:07.051	38.236	54.177	34.638	236.8	50:19.761
21	2	2:05.713	37.720	53.595	34.398	233.8	52:25.474
22	2	2:06.063	37.798	53.435	34.830	234.8	54:31.537
23	2	2:05.425	37.783	53.550	34.092	236.8	56:36.962
24	2	2:05.635	37.766	53.483	34.386	236.8	58:42.597
25	2	2:12.308	39.122	57.492	35.694	233.3	1:00:54.905

57 Krohn Racing — Ferrari F430, LM GTE Am
1.Tracy Krohn
2.Niclas Jönson
3.Michele Rugolo

Lap	D	Time	Sector 1	Sector 2	Sector 3	T. Spd	Elapsed
1	2	3:36.297	2:06.194	55.269	34.834	234.3	3:36.297
2	2	2:06.565	38.405	53.510	34.650	235.3	5:42.862
3	2	2:08.538	38.879	55.193	34.466	236.3	7:51.400
4	2	2:05.920	37.813	53.828	34.279	233.8	9:57.320
5	2	2:06.956	38.320	54.271	34.365	234.8	12:04.276
6	2	2:06.640 B	38.371	54.166	34.103	232.3	14:10.916
7	2	7:10.500	5:41.485	54.347	34.668	233.8	21:21.416
8	2	2:09.017	38.251	55.742	35.024	234.8	23:30.433
9	2	2:09.305 B	38.443	55.103	35.759	233.8	25:39.738
10	2	6:57.727	5:28.446	54.584	34.697	232.8	32:37.465
11	2	2:07.603	38.411	54.381	34.811	232.3	34:45.068
12	2	2:06.194 B	38.306	53.925	33.963	234.3	36:51.262
13	1	4:50.863	3:15.346	58.305	37.212	217.7	41:42.125
14	1	2:13.326	39.942	57.051	36.333	231.3	43:55.451
15	1	2:12.850	39.828	56.752	36.270	231.3	46:08.301
16	1	2:13.373	40.120	57.252	36.001	230.8	48:21.674
17	1	2:12.625	39.737	57.067	35.821	231.8	50:34.299
18	1	2:14.157	41.058	56.697	36.402	231.8	52:48.456
19	1	2:11.835	39.751	56.677	35.407	232.8	55:00.291
20	1	2:13.003	39.759	57.149	36.095	233.8	57:13.294
21	1	2:12.410	40.055	56.918	35.437	233.8	59:25.704
22	1	2:12.251	40.413	56.194	35.644	233.3	1:01:37.955

58 Luxury Racing — Ferrari F458 Italia, LM GTE Pro
1.Anthony Beltoise
2.François Jakubowski
3.Nicolas Marroc

Lap	D	Time	Sector 1	Sector 2	Sector 3	T. Spd	Elapsed
1	2	2:31.335	1:01.149	55.452	34.734	229.8	2:31.335
2	2	2:07.669	38.372	54.906	34.391	230.8	4:39.004
3	2	2:05.564	37.701	53.813	34.050	230.8	6:44.568
4	2	2:06.063 B	37.829	55.251	32.983	231.3	8:50.631
5	3	4:51.493	3:15.959	58.492	37.042	229.8	13:42.124
6	3	2:10.853	39.043	56.594	35.216	230.8	15:52.977
7	3	2:08.335	38.332	54.694	35.309	210.9	18:01.312
8	3	2:06.749	38.110	54.089	34.550	232.3	20:08.061
9	3	2:05.965	37.856	53.815	34.294	230.8	22:14.026
10	3	2:09.386	40.069	53.800	35.517	233.3	24:23.412
11	3	2:10.184 B	38.496	54.490	37.198	233.3	26:33.596
12	3	7:51.593	6:16.886	54.525	40.182	175.9	34:25.189
13	3	2:09.041	39.604	54.651	34.786	230.8	36:34.230
14	3	2:06.412	38.173	54.101	34.138	232.3	38:40.642
15	3	2:06.602	37.923	53.996	34.683	234.3	40:47.244
16	3	2:06.042 B	38.026	53.514	34.502	231.8	42:53.286
17	2	4:08.839	2:38.819	54.895	35.125	231.8	47:02.125
18	2	2:07.793	38.827	54.155	34.811	233.3	49:09.918
19	2	2:10.854	40.533	54.607	35.714	231.3	51:20.772
20	2	2:07.380	38.285	54.191	34.904	231.3	53:28.152
21	2	2:10.494	38.062	54.638	37.794	233.8	55:38.646
22	2	2:09.397	40.007	54.864	34.526	233.8	57:48.043
23	2	2:07.972	38.312	54.369	35.291	232.8	59:56.015
24	2	2:08.522 B	39.637	55.243	33.642	233.8	1:02:04.537

59 Luxury Racing — Ferrari F458 Italia, LM GTE Pro
1.Stéphane Ortelli
2.Frédéric Makowiecki

Lap	D	Time	Sector 1	Sector 2	Sector 3	T. Spd	Elapsed
1	1	3:34.426	2:03.832	55.640	34.954	233.8	3:34.426
2	1	2:07.634	38.454	54.361	34.819	234.8	5:42.060
3	1	2:09.523 B	39.046	54.399	36.078	235.8	7:51.583
4	1	4:02.211	2:35.376	52.993	33.842	234.3	11:53.794
5	1	2:03.937	37.309	52.854	33.774	233.8	13:57.731
6	1	2:05.541	38.882	52.657	34.002	233.8	16:03.272
7	1	2:03.633	37.238	52.647	33.748	234.8	18:06.905
8	1	2:04.154	37.434	52.836	33.884	233.8	20:11.059
9	1	2:04.106	37.478	52.570	34.058	234.8	22:15.165
10	1	2:04.825	37.579	52.721	34.525	235.8	24:19.990
11	1	2:04.598	37.806	53.031	33.761	236.3	26:24.588
12	1	2:04.910 B	38.003	52.927	33.980	234.8	28:29.498
13	2	7:17.522	5:50.996	52.851	33.675	235.3	35:47.020
14	2	2:04.252	37.491	53.261	33.500	234.3	37:51.272
15	2	2:03.759	37.218	52.286	34.255	233.8	39:55.031
16	2	2:13.675	40.709	58.212	34.754	231.3	42:08.706
17	2	2:03.276 B	37.176	54.863	31.237	233.8	44:11.982
18	2	6:16.247	4:45.751	53.223	37.273	182.4	50:28.229
19	2	2:03.296	37.165	52.437	33.694	235.3	52:31.525
20	2	2:03.158	37.040	52.734	33.384	236.8	54:34.683
21	2	2:03.264	37.018	52.744	33.502	237.4	56:37.947
22	2	2:05.047	37.176	53.516	34.355	237.4	58:42.994
23	2	2:02.644 B	37.789	53.773	31.082	238.4	1:00:45.638

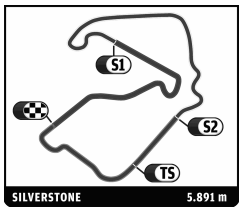

ILMC
6 HOURS OF SILVERSTONE
Free Practice 2

Sector Analysis

Personal Best | Session Best | B Crossing the finish line in pit lane

60 — Gulf AMR Middle East — Aston Martin Vantage — LM GTE Am
1.Fabien Giroix
2.Roald Goethe
3.Michael Wainwright

Lap	D	Time	Sector 1	Sector 2	Sector 3	T. Spd	Elapsed
1	1	3:36.026					3:36.026
2	1	2:14.688					5:50.714
3	1	2:11.579 B					8:02.293
4	3	3:37.806	2:04.147	56.616	37.043	234.8	11:40.099
5	3	2:15.729	40.572	57.678	37.479	234.3	13:55.828
6	3	2:16.912	41.817	58.228	36.867	233.3	16:12.740
7	3	2:12.720	40.617	55.892	36.211	232.3	18:25.460
8	3	2:12.412	40.502	56.010	35.900	231.8	20:37.872
9	3	2:11.390 B	40.699	56.895	33.796	233.8	22:49.262
10	2	6:42.489	5:06.807	58.895	36.787	230.8	29:31.751
11	2	2:16.315	40.574	58.161	37.580	228.3	31:48.066
12	2	2:14.563	40.670	56.687	37.206	231.8	34:02.629
13	2	2:13.907	40.416	56.888	36.603	233.3	36:16.536
14	2	2:14.621	40.617	57.250	36.754	233.8	38:31.157
15	2	2:17.370	42.758	57.864	36.748	232.8	40:48.527
16	2	2:16.489	41.092	57.542	37.855	232.8	43:05.016
17	2	2:17.525 B	41.815	58.013	37.697	214.3	45:22.541
18	1	3:51.210 B	2:10.276	58.950	41.984	200.4	49:13.751
19	1	3:39.672	2:08.179	55.770	35.723	230.3	52:53.423
20	1	2:14.347	41.048	57.608	35.691	235.8	55:07.770
21	1	2:08.636	38.391	55.611	34.634	235.3	57:16.406
22	1	2:16.583 B	42.270	59.253	35.060	227.8	59:32.989

61 — AF Corse — Ferrari F430 — LM GTE Am
1.Piergiuseppe Perazzini
2.Marco Cioci
3.Stéphane Lemeret

Lap	D	Time	Sector 1	Sector 2	Sector 3	T. Spd	Elapsed
1	2	3:46.030 B	2:13.320	57.343	35.367	228.3	3:46.030
2	2	2:55.899	1:24.283	55.883	35.733	226.9	6:41.929
3	2	2:12.986	39.345	57.598	36.043	227.8	8:54.915
4	2	2:09.590	39.277	55.232	35.081	228.8	11:04.505
5	2	2:09.353	39.527	54.978	34.848	229.3	13:13.858
6	2	2:10.777	39.627	55.343	35.807	228.3	15:24.635
7	2	2:09.246	39.208	55.183	34.855	229.3	17:33.881
8	2	2:09.183	39.660	54.646	34.877	231.3	19:43.064
9	2	2:08.079	38.533	54.599	34.947	229.8	21:51.143
10	2	2:08.551	39.050	54.811	34.690	229.8	23:59.694
11	2	2:08.704	38.524	55.300	34.880	229.8	26:08.398
12	2	2:08.084 B	38.728	55.321	34.035	230.3	28:16.482
13	1	4:00.246	2:26.295	56.894	37.057	229.8	32:16.728
14	1	2:12.653	40.080	56.085	36.488	229.3	34:29.381
15	1	2:13.984	41.552	56.490	35.942	230.8	36:43.365
16	1	2:12.065	40.067	56.376	35.622	230.8	38:55.430
17	1	2:12.198	40.266	55.817	36.115	230.8	41:07.628
18	1	2:11.190	39.776	55.962	35.452	230.3	43:18.818
19	1	2:11.799	39.527	56.373	35.899	230.8	45:30.617
20	1	2:10.537	39.144	55.896	35.497	231.3	47:41.154
21	1	2:11.080	39.240	56.008	35.832	230.8	49:52.234
22	1	2:12.052 B	39.633	56.677	35.742	230.3	52:04.286
23	2	3:39.449	2:08.543	55.214	35.692	231.3	55:43.735
24	2	2:10.874	40.467	55.479	34.928	231.3	57:54.609
25	2	2:08.199	39.096	54.480	34.623	232.8	1:00:02.808

62 — CRS Racing — Ferrari F430 — LM GTE Am
1.Pierre Ehret
2.Tim Mullen
3.Roger Wills

Lap	D	Time	Sector 1	Sector 2	Sector 3	T. Spd	Elapsed
1	2	2:34.866	1:02.507	57.338	35.021	232.3	2:34.866
2	2	2:08.066	38.540	54.560	34.966	233.3	4:42.932
3	2	2:07.666	38.475	54.497	34.694	232.8	6:50.598
4	2	2:11.288	38.571	54.692	38.025	233.3	9:01.886
5	2	2:07.464	38.533	54.239	34.692	232.8	11:09.350
6	2	2:05.987 B	38.450	54.696	32.841	231.8	13:15.337
7	3	5:18.230	3:44.898	57.413	35.919	228.3	18:33.567
8	3	2:11.877	40.063	56.173	35.641	229.3	20:45.444
9	3	2:10.848	39.196	56.512	35.140	227.8	22:56.292
10	3	2:10.201	39.345	55.790	35.066	230.3	25:06.493
11	3	2:10.788	39.358	56.146	35.284	229.8	27:17.281
12	3	2:11.317	39.187	55.654	36.476	227.8	29:28.598
13	3	2:23.386 B	39.305	1:03.069	41.012	162.4	31:51.984
14	1	7:35.050	5:58.576	1:00.233	36.241	228.8	39:27.034
15	1	2:14.176	41.117	57.004	36.055	230.3	41:41.210
16	1	2:11.036	39.789	56.420	34.827	230.8	43:52.246
17	1	2:09.466	39.164	55.113	35.189	231.3	46:01.712
18	1	2:08.823	38.771	55.209	34.843	231.8	48:10.535
19	1	2:10.368	39.558	54.753	36.057	233.3	50:20.903
20	1	2:08.608	38.801	54.878	34.929	231.3	52:29.511
21	1	2:09.603	38.831	55.486	35.286	233.3	54:39.114
22	1	2:09.829	39.219	55.298	35.312	232.8	56:48.943
23	1	2:10.337	39.082	56.037	35.218	234.3	58:59.280
24	1	2:12.096 B	39.053	55.563	37.480	232.3	1:01:11.376

63 — Proton Competition — Porsche 911 RSR (997) — LM GTE Am
1.Patrick Long
2.Gianluca Roda

Lap	D	Time	Sector 1	Sector 2	Sector 3	T. Spd	Elapsed
1	1	3:27.335	1:42.484	1:05.107	39.744	228.3	3:27.335
2	1	2:19.054	42.684	59.422	36.948	193.9	5:46.389
3	1	2:11.185	40.496	55.116	35.573	233.8	7:57.574
4	1	2:07.458	38.542	54.311	34.605	234.3	10:05.032
5	1	2:06.784	37.848	53.928	35.008	234.3	12:11.816
6	1	2:08.473 B	38.549	54.072	35.852	233.8	14:20.289
7	1	4:51.590	3:21.486	55.201	34.903	233.3	19:11.879
8	1	2:06.983	38.083	53.971	34.929	233.8	21:18.862
9	1	2:06.581	37.858	54.259	34.464	234.8	23:25.443
10	1	2:06.467 B	38.541	54.925	33.001	234.8	25:31.910
11	2	4:26.876	2:53.067	58.277	35.532	233.8	29:58.786
12	2	2:14.553	41.064	57.408	36.081	234.3	32:13.339
13	2	2:09.890	39.261	55.400	35.229	234.8	34:23.229
14	2	2:14.228	39.083	59.069	36.076	234.3	36:37.457
15	2	2:10.747	39.883	55.922	34.942	236.8	38:48.204
16	2	2:11.150	39.625	55.785	35.740	236.3	40:59.354
17	2	2:09.367	38.793	55.048	35.526	235.3	43:08.721
18	2	2:09.543	39.081	55.555	34.907	235.3	45:18.264
19	2	2:08.973	38.319	55.378	35.276	235.8	47:27.237
20	2	2:17.910	38.646	1:00.516	38.748	175.3	49:45.147
21	2	2:09.229	38.904	55.220	35.105	235.3	51:54.376
22	2	2:10.477	38.760	56.708	35.009	235.8	54:04.853
23	2	2:10.405 B	38.640	55.555	36.210	235.3	56:15.258

64 — Lotus Jetalliance — Lotus Evora — LM GTE Pro
1.Lukas Lichtner-Hoyer
2.Martin Rich
3.David Heinemeier

Lap	D	Time	Sector 1	Sector 2	Sector 3	T. Spd	Elapsed
1	1	3:17.729	1:40.011	1:01.207	36.511	225.9	3:17.729
2	1	2:13.146	40.625	56.552	35.969	230.3	5:30.875
3	1	2:14.106 B	39.678	58.067	36.361	228.3	7:44.981
4	1	4:59.621	3:25.647	57.464	36.510	228.8	12:44.602
5	1	2:13.741	40.888	56.757	36.096	229.3	14:58.343

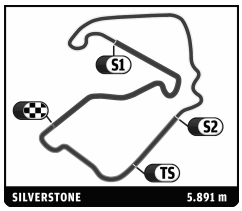

ILMC
6 HOURS OF SILVERSTONE
Free Practice 2

Sector Analysis

Personal Best | Session Best | B Crossing the finish line in pit lane

Lap	D	Time	Sector 1	Sector 2	Sector 3	T. Spd	Elapsed
6	1	2:13.389	40.283	57.267	35.839	229.3	17:11.732
7	1	2:14.512	41.279	57.061	36.172	230.8	19:26.244
8	1	2:14.806 B	40.882	58.671	35.253	228.8	21:41.050
9	3	3:49.863	2:17.244	56.663	35.956	231.3	25:30.913
10	3	2:12.333	40.060	56.752	35.521	231.8	27:43.246
11	3	2:12.065	40.315	56.258	35.492	233.3	29:55.311
12	3	2:11.441	40.374	55.927	35.140	233.3	32:06.752
13	3	2:20.932	40.992	56.670	43.270	232.8	34:27.684
14	3	2:16.324	43.418	57.838	35.068	235.3	36:44.008
15	3	2:12.405	40.314	56.719	35.372	234.3	38:56.413
16	3	2:12.036	39.898	56.819	35.319	235.8	41:08.449
17	3	2:22.213 B	39.312	1:08.247	34.654	231.8	43:30.662
18	2	5:59.515	4:22.617	58.971	37.927	229.3	49:30.177
19	2	2:15.869	41.984	57.407	36.478	229.3	51:46.046
20	2	2:13.453	40.471	56.947	36.035	230.3	53:59.499
21	2	2:13.901	40.404	57.278	36.219	231.8	56:13.400
22	2	2:12.880	39.795	56.456	36.629	231.3	58:26.280
23	2	2:14.148	40.447	57.334	36.367	229.3	1:00:40.428

65 Lotus Jetalliance — Lotus Evora, LM GTE Pro
1.James Rossiter 3.Karl Wendlinger 2.Johnny Mowlem

Lap	D	Time	Sector 1	Sector 2	Sector 3	T. Spd	Elapsed
1	2	4:22.741	2:47.978	57.737	37.026	228.3	4:22.741
2	2	2:09.394	38.927	55.275	35.192	230.3	6:32.135
3	2	2:09.178	38.524	55.637	35.017	230.3	8:41.313
4	2	2:08.405	38.595	54.808	35.002	232.8	10:49.718
5	2	2:09.255	38.524	55.255	35.476	231.8	12:58.973
6	2	2:10.663	38.962	55.507	36.194	230.3	15:09.636
7	2	2:08.465 B	38.565	54.660	35.240	232.3	17:18.101
8	2	10:11.343	8:41.171	55.442	34.730	232.8	27:29.444
9	2	2:09.125	39.353	54.843	34.929	231.3	29:38.569
10	2	2:08.592	38.787	54.672	35.133	233.8	31:47.161
11	2	2:08.372	38.805	54.597	34.970	230.3	33:55.533
12	2	2:08.062	38.419	54.441	35.202	233.8	36:03.595
13	2	2:07.248	38.350	54.095	34.803	232.3	38:10.843
14	2	2:07.493 B	38.568	55.500	33.425	230.8	40:18.336
15	2	10:36.180	9:05.021	55.685	35.474	227.8	50:54.516
16	2	2:11.069	39.769	56.074	35.226	230.8	53:05.585
17	2	2:08.728	38.816	54.892	35.020	232.8	55:14.313
18	2	2:08.069	38.599	54.503	34.967	232.8	57:22.382
19	2	2:08.478	38.664	54.963	34.851	233.3	59:30.860
20	2	2:07.827	38.492	54.541	34.794	233.3	1:01:38.687

66 JMW Motorsport — Ferrari F458 Italia, LM GTE Pro
1.Rob Bell 2.James Walker

Lap	D	Time	Sector 1	Sector 2	Sector 3	T. Spd	Elapsed
1	2	2:51.690	1:18.832	55.020	37.838	231.8	2:51.690
2	2	2:06.711	37.923	53.621	35.167	232.3	4:58.401
3	2	2:05.029	37.759	53.065	34.205	232.3	7:03.430
4	2	2:04.509	37.552	52.925	34.032	232.8	9:07.939
5	2	2:10.891	37.532	53.895	39.464	168.7	11:18.830
6	2	2:13.005	37.729	58.657	36.619	190.1	13:31.835
7	2	2:07.497	38.388	54.373	34.736	229.8	15:39.332
8	2	2:04.915 B	37.986	53.859	33.070	231.3	17:44.247
9	2	7:32.044	6:03.778	54.078	34.188	232.3	25:16.291
10	2	2:11.373	40.623	56.155	34.595	233.8	27:27.664
11	2	2:06.694	38.047	54.212	34.435	233.3	29:34.358
12	2	2:06.988 B	38.296	55.879	32.813	232.3	31:41.346
13	2	7:03.031 B	5:36.269	54.124	32.638	232.8	38:44.377
14	1	3:43.531	2:15.456	53.713	34.362	231.3	42:27.908
15	1	2:06.308	38.407	53.803	34.098	233.3	44:34.216
16	1	2:05.305	37.997	53.363	33.945	232.8	46:39.521
17	1	2:04.870 B	37.871	54.481	32.518	232.8	48:44.391
18	1	4:00.707	2:32.552	54.462	33.693	232.3	52:45.098
19	1	2:03.006	37.329	52.216	33.461	234.8	54:48.104
20	1	2:03.645	37.256	52.179	34.210	235.8	56:51.749
21	1	2:05.868 B	38.151	54.373	33.344	233.3	58:57.617

67 MSA Performance Matmut — Porsche 911 RSR (997), LM GTE Am
1.Nicolas Armindo 2.Raymond Narac

Lap	D	Time	Sector 1	Sector 2	Sector 3	T. Spd	Elapsed
1	1	2:33.631	1:03.503	55.314	34.814	236.3	2:33.631
2	1	2:06.586	37.953	54.173	34.460	236.8	4:40.217
3	1	2:06.298	37.905	53.768	34.625	237.9	6:46.515
4	1	2:10.464 B	38.794	56.584	35.086	235.3	8:56.979
5	1	5:33.305	4:01.516	54.453	37.336	235.8	14:30.284
6	1	2:06.369	37.765	53.999	34.605	236.8	16:36.653
7	1	2:09.183 B	38.624	56.402	34.157	233.3	18:45.836
8	2	3:38.048	2:06.831	56.115	35.102	236.3	22:23.884
9	2	2:10.840	39.214	56.550	35.076	235.3	24:34.724
10	2	2:08.674	38.518	55.352	34.804	237.4	26:43.398
11	2	2:08.198	38.457	54.730	35.011	236.8	28:51.596
12	2	2:07.353	38.417	54.197	34.739	236.3	30:58.949
13	2	2:09.845 B	38.150	55.319	36.376	236.8	33:08.794
14	2	3:39.763	2:03.035	1:00.315	36.413	215.1	36:48.557
15	2	2:07.374	38.599	54.213	34.562	241.1	38:55.931
16	2	2:10.503	39.946	55.996	34.561	237.9	41:06.434
17	2	2:06.234	38.176	53.574	34.484	237.9	43:12.668
18	2	2:06.584	37.764	54.557	34.263	236.8	45:19.252
19	2	2:08.900 B	38.095	55.754	35.051	237.9	47:28.152
20	1	3:21.356	1:53.195	53.795	34.366	236.8	50:49.508
21	1	2:06.817	38.447	53.672	34.698	237.4	52:56.325
22	1	2:27.909	38.233	58.056	51.620	97.7	55:24.234
23	1	2:06.060	37.850	53.637	34.573	238.9	57:30.294
24	1	2:08.160	38.157	55.541	34.462	237.4	59:38.454
25	1	2:05.852	37.803	53.717	34.332	237.9	1:01:44.306

70 Kessel Racing — Ferrari F458 Italia, LM GTE Pro
1.Michael Broniszewski 2.Philipp Peter

Lap	D	Time	Sector 1	Sector 2	Sector 3	T. Spd	Elapsed
1	2	2:49.114	1:14.460	58.503	36.151	220.4	2:49.114
2	2	2:10.691	39.586	55.826	35.279	231.3	4:59.805
3	2	2:08.002	38.613	54.501	34.888	230.3	7:07.807
4	2	2:09.331 B	39.532	56.108	33.691	232.3	9:17.138
5	2	4:08.445	2:40.298	52.934	35.213	230.3	13:25.583
6	2	2:04.165	37.746	52.419	34.000	232.8	15:29.748
7	2	2:04.647	37.340	53.358	33.949	233.8	17:34.395
8	2	2:02.968 B	38.167	52.865	31.936	232.8	19:37.363
9	2	3:28.297	2:01.190	53.198	33.909	233.8	23:05.660
10	2	2:03.891	37.332	52.718	33.841	233.3	25:09.551
11	2	2:05.134	38.210	53.055	33.869	234.8	27:14.685
12	2	2:04.552	37.654	52.779	34.119	233.8	29:19.237
13	2	2:04.066 B	37.538	54.240	32.288	232.8	31:23.303
14	1	3:46.271	2:15.527	55.127	35.617	229.3	35:09.574
15	1	2:09.351	38.900	55.397	35.054	231.3	37:18.925
16	1	2:11.216	39.659	55.714	35.843	231.8	39:30.141
17	1	2:10.854	38.701	55.916	36.237	231.8	41:40.995
18	1	2:08.637	39.188	54.574	34.875	234.3	43:49.632

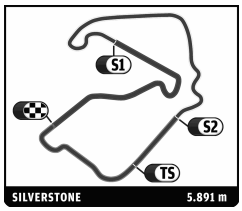

ILMC
6 HOURS OF SILVERSTONE
Free Practice 2

Sector Analysis

Personal Best | Session Best | B Crossing the finish line in pit lane

Lap	D	Time	Sector 1	Sector 2	Sector 3	T. Spd	Elapsed
19	1	2:09.081	38.456	55.908	34.717	231.8	45:58.713
20	1	2:07.986	38.709	54.376	34.901	232.8	48:06.699
21	1	2:09.575	38.705	55.409	35.461	232.3	50:16.274
22	1	2:07.800	38.500	54.413	34.887	231.8	52:24.074
23	1	2:08.273	38.993	54.792	34.488	235.3	54:32.347
24	1	2:09.437	38.125	55.360	35.952	235.3	56:41.784
25	1	2:08.812	39.042	54.959	34.811	236.8	58:50.596
26	1	2:08.597	38.325	55.670	34.602	235.8	1:00:59.193

71 AF Corse — Ferrari F458 Italia — LM GTE Pro
1.Jaime Melo
2.Toni Vilander

Lap	D	Time	Sector 1	Sector 2	Sector 3	T. Spd	Elapsed
1	1	3:38.060	2:08.697	55.097	34.266	233.8	3:38.060
2	1	2:06.659	38.261	53.822	34.576	232.8	5:44.719
3	1	2:05.507	38.004	53.393	34.110	234.8	7:50.226
4	1	2:06.165 B	38.377	54.975	32.813	234.3	9:56.391
5	1	3:55.671	2:26.478	55.019	34.174	232.8	13:52.062
6	1	2:04.260	37.754	53.012	33.494	234.3	15:56.322
7	1	2:03.601	37.290	52.822	33.489	233.3	17:59.923
8	1	2:02.073 B	37.298	52.863	31.912	233.8	20:01.996
9	1	11:34.424	...	53.463	33.929	231.8	31:36.420
10	1	2:04.783	37.462	53.415	33.906	233.3	33:41.203
11	1	2:02.313 B	37.447	52.757	32.109	234.8	35:43.516
12	1	3:45.412	2:16.115	53.777	35.520	233.3	39:28.928
13	1	2:08.179	38.186	53.585	36.408	232.3	41:37.107
14	1	2:05.209	37.857	53.237	34.115	234.8	43:42.316
15	1	2:05.516	38.079	53.434	34.003	236.8	45:47.832
16	1	2:04.997	37.821	53.284	33.892	233.8	47:52.829
17	1	2:04.514	37.668	53.058	33.788	233.8	49:57.343
18	1	2:13.848	40.316	56.001	37.531	206.1	52:11.191
19	1	2:04.556	37.570	53.216	33.770	236.8	54:15.747
20	1	2:05.193	37.793	53.518	33.882	234.3	56:20.940
21	1	2:07.246	37.709	53.354	36.183	235.8	58:28.186
22	1	2:04.843	37.775	53.170	33.898	233.3	1:00:33.029

75 Prospeed Competition — Porsche 911 RSR (997) — LM GTE Pro
1.Marc Goossens
2.Marco Holzer

Lap	D	Time	Sector 1	Sector 2	Sector 3	T. Spd	Elapsed
1	2	2:38.206	1:07.213	55.732	35.261	236.3	2:38.206
2	2	2:10.638	39.209	55.905	35.524	235.8	4:48.844
3	2	2:09.473	38.397	54.181	36.895	220.4	6:58.317
4	2	2:06.426	38.090	53.722	34.614	238.9	9:04.743
5	2	2:05.852	37.775	53.536	34.541	237.4	11:10.595
6	2	2:06.834 B	38.412	54.943	33.479	237.4	13:17.429
7	2	5:10.533	3:41.820	53.920	34.793	235.8	18:27.962
8	2	2:05.635	38.107	53.377	34.151	235.8	20:33.597
9	2	2:07.104	37.980	54.699	34.425	235.3	22:40.701
10	2	2:05.421 B	37.763	53.594	34.064	235.8	24:46.122
11	2	6:36.159	5:03.915	56.944	35.300	230.3	31:22.281
12	2	2:03.976	37.149	52.801	34.026	235.3	33:26.257
13	2	2:07.318	38.661	54.333	34.324	237.4	35:33.575
14	2	2:04.166	37.419	52.709	34.038	236.3	37:37.741
15	2	2:06.408 B	38.976	54.375	33.057	235.8	39:44.149
16	1	3:35.084	2:05.066	54.937	35.081	235.3	43:19.233
17	1	2:08.470	39.240	54.410	34.820	235.8	45:27.703
18	1	2:08.404	39.293	54.332	34.779	235.3	47:36.107
19	1	2:07.025	37.778	54.331	34.916	235.3	49:43.132
20	1	2:04.653 B	37.805	53.806	33.042	236.3	51:47.785
21	1	6:59.110	5:30.726	53.951	34.433	235.3	58:46.895
22	1	2:10.744	38.230	54.955	37.559	165.6	1:00:57.639

76 IMSA Performance Matmut — Porsche 911 RSR (997) — LM GTE Pro
1.Patrick Pilet
2.Wolf Henzler

Lap	D	Time	Sector 1	Sector 2	Sector 3	T. Spd	Elapsed
1	2	2:44.418	1:14.115	55.227	35.076	233.8	2:44.418
2	2	2:07.180	37.908	54.625	34.647	235.8	4:51.598
3	2	2:06.135	37.792	53.804	34.539	235.3	6:57.733
4	2	2:05.981	37.945	53.605	34.431	236.3	9:03.714
5	2	2:07.577 B	38.110	55.391	34.076	235.3	11:11.291
6	2	4:00.912	2:33.441	53.171	34.300	236.3	15:12.203
7	2	2:05.340	37.269	53.655	34.416	236.3	17:17.543
8	2	2:04.055	37.358	52.763	33.934	234.8	19:21.598
9	2	2:04.951	37.412	53.338	34.201	235.3	21:26.549
10	2	2:04.841 B	37.643	53.671	33.527	235.3	23:31.390
11	2	4:36.173	3:09.559	53.035	33.579	235.8	28:07.563
12	2	2:03.510	37.240	52.467	33.803	234.8	30:11.073
13	2	2:04.820	37.241	52.901	34.678	236.8	32:15.893
14	2	2:04.142	37.288	52.893	33.961	234.8	34:20.035
15	2	2:03.983 B	37.795	53.145	33.043	238.9	36:24.018
16	1	4:34.894	3:05.784	54.064	35.046	239.5	40:58.912
17	1	2:05.449	37.595	52.972	34.882	237.4	43:04.361
18	1	2:07.613	39.299	54.040	34.274	234.8	45:11.974
19	1	2:05.008	37.608	53.295	34.105	235.8	47:16.982
20	1	2:02.619 B	37.437	53.730	31.452	235.8	49:19.601
21	1	7:15.144	5:47.509	53.660	33.975	236.3	56:34.745
22	1	2:04.515	37.551	53.068	33.896	237.4	58:39.260
23	1	2:05.223	37.978	53.386	33.859	235.3	1:00:44.483

77 Team Felbermayr-Proton — Porsche 911 RSR (997) — LM GTE Pro
1.Marc Lieb
2.Richard Lietz

Lap	D	Time	Sector 1	Sector 2	Sector 3	T. Spd	Elapsed
1	1	2:36.158	1:06.838	54.812	34.508	235.8	2:36.158
2	1	2:06.246	37.985	54.069	34.192	239.5	4:42.404
3	1	2:05.252	37.682	53.260	34.310	237.4	6:47.656
4	1	2:05.675	37.558	53.817	34.300	236.8	8:53.331
5	1	2:03.683 B	37.600	53.239	32.844	236.3	10:57.014
6	1	4:45.691	3:17.877	53.726	34.088	236.3	15:42.705
7	1	2:05.355	37.821	53.499	34.035	236.8	17:48.060
8	1	2:05.258	37.638	53.718	33.902	236.8	19:53.318
9	1	2:04.952	37.603	53.408	33.941	237.9	21:58.270
10	1	2:02.872 B	37.484	53.067	32.321	236.8	24:01.142
11	1	4:15.756	2:48.629	53.182	33.945	237.9	28:16.898
12	1	2:03.579	37.035	52.570	33.974	236.3	30:20.477
13	1	2:03.438	36.984	52.585	33.869	236.3	32:23.915
14	1	2:04.755	37.170	53.048	34.537	237.9	34:28.670
15	1	2:05.371 B	37.667	55.207	32.497	238.9	36:34.041
16	2	4:03.630	2:31.253	57.264	35.113	236.8	40:37.671
17	2	2:08.213	38.481	54.907	34.825	236.8	42:45.884
18	2	2:06.778	38.159	53.872	34.747	236.8	44:52.662
19	2	2:07.193	39.090	53.781	34.322	236.8	46:59.855
20	2	2:06.271	37.814	53.926	34.531	235.8	49:06.126
21	2	2:04.833 B	37.684	53.456	33.693	237.4	51:10.959
22	2	3:25.577	1:53.989	56.272	35.316	226.4	54:36.536
23	2	2:06.871	37.710	54.066	35.095	241.1	56:43.407
24	2	2:06.102	37.814	53.755	34.533	239.5	58:49.509
25	2	2:07.122	37.513	54.357	35.252	240.0	1:00:56.631

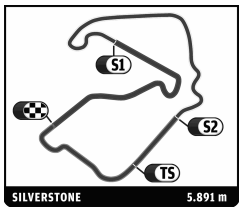

ILMC
6 HOURS OF SILVERSTONE
Free Practice 2

Sector Analysis

Personal Best | Session Best | B Crossing the finish line in pit lane

79 — Jota — Aston Martin Vantage — LM GTE Pro
1.Simon Dolan
2.Sam Hancock
3.Chris Buncombe

Lap	D	Time	Sector 1	Sector 2	Sector 3	T. Spd	Elapsed
1	3	3:33.347	1:58.930	58.171	36.246	232.8	3:33.347
2	3	2:08.185	38.528	54.988	34.669	232.8	5:41.532
3	3	2:07.757	38.608	54.466	34.683	233.8	7:49.289
4	3	2:07.081	38.216	54.383	34.482	233.3	9:56.370
5	3	2:07.240	38.072	54.411	34.757	234.3	12:03.610
6	3	2:13.075	40.334	57.053	35.688	232.3	14:16.685
7	3	2:07.158	38.406	54.213	34.539	232.8	16:23.843
8	3	2:07.935 B	38.306	55.855	33.774	235.8	18:31.778
9	1	4:14.873	2:42.188	56.257	36.428	231.3	22:46.651
10	1	2:11.096	39.252	56.378	35.466	231.8	24:57.747
11	1	2:09.449	38.745	55.543	35.161	231.8	27:07.196
12	1	2:09.533	38.854	55.224	35.455	232.3	29:16.729
13	1	2:09.825	39.170	54.996	35.659	229.8	31:26.554
14	1	2:09.944	39.084	55.370	35.490	232.3	33:36.498
15	1	2:09.381	39.060	55.289	35.032	232.3	35:45.879
16	1	2:11.912 B	38.395	55.322	38.195	234.3	37:57.791
17	1	5:31.205	3:59.980	56.108	35.117	233.3	43:28.996
18	1	2:07.661	38.637	54.593	34.431	236.8	45:36.657
19	1	2:09.209	37.950	54.271	36.988	233.3	47:45.866
20	1	2:07.620	38.068	54.769	34.783	234.3	49:53.486
21	1	2:09.958 B	38.904	55.057	35.997	232.8	52:03.444
22	2	3:40.644	2:11.997	54.159	34.488	235.3	55:44.088
23	2	2:07.419	39.308	53.761	34.350	235.3	57:51.507
24	2	2:05.548	37.940	53.444	34.164	236.3	59:57.055
25	2	2:05.206	38.011	53.312	33.883	234.8	1:02:02.261

82 — CRS Racing — Ferrari F430 — LM GTE Am
1.Klaas Hummel
2.Adam Christodoulou
3.Phil Quaife

Lap	D	Time	Sector 1	Sector 2	Sector 3	T. Spd	Elapsed
1	1	4:05.305	2:25.255	1:01.370	38.680	224.1	4:05.305
2	1	2:17.917	42.048	59.047	36.822	222.7	6:23.222
3	1	2:56.924	41.746	1:37.405	37.773	226.9	9:20.146
4	1	2:18.885	41.245	58.519	39.121	225.0	11:39.031
5	1	2:15.907	40.487	58.284	37.136	225.0	13:54.938
6	1	2:16.807	41.720	58.155	36.932	223.6	16:11.745
7	1	2:18.321	41.482	59.470	37.369	224.1	18:30.066
8	1	2:17.840	42.074	58.996	36.770	226.9	20:47.906
9	1	2:16.137 B	41.040	58.963	36.134	224.1	23:04.043
10	1	6:48.895	5:15.546	57.402	35.947	227.4	29:52.938
11	1	2:10.510	39.699	55.520	35.291	225.5	32:03.448
12	1	2:09.420	38.847	55.618	34.955	227.4	34:12.868
13	1	2:08.740 B	38.631	55.676	34.433	227.4	36:21.608
14	1	7:24.503	5:53.056	56.409	35.038	227.8	43:46.111
15	1	2:09.173	38.748	55.244	35.181	226.4	45:55.284
16	1	2:07.790	38.458	54.535	34.797	228.3	48:03.074
17	1	2:06.179 B	38.255	54.844	33.080	227.4	50:09.253
18	1	3:57.675	2:21.704	58.665	37.306	222.2	54:06.928
19	1	2:16.142	40.824	58.906	36.412	227.4	56:23.070
20	1	2:15.984	41.321	57.809	36.854	228.8	58:39.054
21	1	2:15.701	41.000	57.857	36.844	227.8	1:00:54.755

88 — Team Felbermayr-Proton — Porsche 911 RSR (997) — LM GTE Am
1.Christian Ried
2.Horst Felbermayr Jr.

Lap	D	Time	Sector 1	Sector 2	Sector 3	T. Spd	Elapsed
1	1	2:47.514	1:13.657	57.960	35.897	232.8	2:47.514
2	1	2:11.740	39.581	55.691	36.468	235.3	4:59.254
3	1	2:11.396	39.051	56.850	35.495	234.8	7:10.650
4	1	2:12.013	39.276	57.027	35.710	234.3	9:22.663
5	1	2:15.830	40.923	56.950	37.957	234.3	11:38.493
6	1	2:11.917	39.515	56.205	36.197	234.8	13:50.410
7	1	2:12.664 B	40.196	55.982	36.486	234.3	16:03.074
8	1	6:26.348	4:54.814	56.024	35.510	232.8	22:29.422
9	1	2:11.900	39.309	55.685	36.906	232.8	24:41.322
10	1	2:10.906	39.424	55.690	35.792	234.3	26:52.228
11	1	2:09.951	39.186	55.322	35.443	233.3	29:02.179
12	1	2:10.247	39.498	55.205	35.544	232.8	31:12.426
13	1	2:15.014 B	43.394	56.270	35.350	232.8	33:27.440
14	2	5:18.540	3:47.052	55.928	35.560	234.3	38:45.980
15	2	2:08.700	39.052	54.561	35.087	234.3	40:54.680
16	2	2:09.371	38.774	54.930	35.667	233.8	43:04.051
17	2	2:10.084	40.161	55.036	34.887	235.3	45:14.135
18	2	2:07.787	38.581	54.523	34.683	235.8	47:21.922
19	2	2:09.847	39.584	55.382	34.881	235.8	49:31.769
20	2	2:08.356	38.846	54.486	35.024	236.3	51:40.125
21	2	2:09.530	39.634	54.829	35.067	233.3	53:49.655
22	2	2:10.457	40.358	55.175	34.924	235.8	56:00.112
23	2	2:08.370	38.379	55.050	34.941	235.8	58:08.482
24	2	2:09.415	38.798	55.761	34.856	234.8	1:00:17.897

89 — Hankook Team Farnbacher — Ferrari F458 Italia — LM GTE Pro
1.Dominik Farnbacher
2.Allan Simonsen

Lap	D	Time	Sector 1	Sector 2	Sector 3	T. Spd	Elapsed
1	2	2:43.596	1:06.777	57.750	39.069	161.7	2:43.596
2	2	2:06.722	38.201	53.982	34.539	235.3	4:50.318
3	2	2:05.638	37.682	53.679	34.277	232.3	6:55.956
4	2	2:04.079 B	37.769	53.754	32.556	234.8	9:00.035
5	2	3:28.571	1:57.762	55.627	35.182	232.8	12:28.606
6	2	2:18.107	48.022	54.489	35.596	233.3	14:46.713
7	2	2:07.300	38.250	54.222	34.828	233.8	16:54.013
8	2	2:06.840	38.563	53.795	34.482	234.3	19:00.853
9	2	2:06.966	38.102	54.465	34.399	233.8	21:07.819
10	2	2:06.012	38.099	53.497	34.416	234.3	23:13.831
11	2	2:05.992	37.854	53.786	34.352	235.3	25:19.823
12	2	2:06.774	37.979	54.391	34.404	234.3	27:26.597
13	2	2:06.281	38.293	53.648	34.340	235.3	29:32.878
14	2	2:06.710	38.668	53.548	34.494	234.3	31:39.588
15	2	2:06.770	38.268	54.109	34.393	235.3	33:46.358
16	2	2:06.608	37.889	54.084	34.635	237.4	35:52.966
17	2	2:06.847	37.880	53.998	34.969	236.8	37:59.813
18	2	2:06.235	38.093	53.897	34.245	234.8	40:06.048
19	2	2:06.132	38.369	53.440	34.323	234.8	42:12.180
20	2	2:05.731	37.887	53.576	34.268	236.3	44:17.911
21	2	2:07.432	37.972	54.680	34.780	236.3	46:25.343
22	2	2:06.388	38.105	53.752	34.531	235.3	48:31.731
23	2	2:06.672	37.948	54.207	34.517	234.3	50:38.403
24	2	2:08.383	38.155	55.603	34.625	235.8	52:46.786
25	2	2:07.093	38.408	54.241	34.444	237.9	54:53.879
26	2	2:06.712	38.161	53.663	34.888	237.9	57:00.591
27	2	2:07.074	38.304	53.505	35.265	236.8	59:07.665
28	2	2:12.693	42.805	55.026	34.862	235.8	1:01:20.358

92 — Neil Garner Motorsport — Formula Le Mans - Oreca - 09 — FLM
1.John Hartshorne
2.Steave Keating
3.Phil Keen

Lap	D	Time	Sector 1	Sector 2	Sector 3	T. Spd	Elapsed
1	2	4:16.157	2:45.782	55.293	35.082	237.9	4:16.157

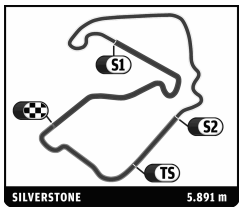

ILMC
6 HOURS OF SILVERSTONE
Free Practice 2

Sector Analysis

Personal Best | Session Best | B Crossing the finish line in pit lane

Lap	D	Time	Sector 1	Sector 2	Sector 3	T. Spd	Elapsed
2	2	2:09.439	39.498	55.293	34.648	238.9	6:25.596
3	2	2:12.091	39.284	54.864	37.943	239.5	8:37.687
4	2	2:09.454	38.918	55.435	35.101	239.5	10:47.141
5	2	2:14.462	39.759	57.185	37.518	240.0	13:01.603
6	2	2:11.010	40.300	55.569	35.141	241.1	15:12.613
7	2	2:09.748	39.147	54.700	35.901	241.1	17:22.361
8	2	2:09.943	39.531	55.092	35.320	230.8	19:32.304
9	2	2:12.377 B	39.893	54.570	37.914	240.0	21:44.681
10	1	4:39.306	3:05.662	57.698	35.946	235.8	26:23.987
11	1	2:09.240	39.735	55.257	34.248	239.5	28:33.227
12	1	2:10.125	40.270	54.908	34.947	235.8	30:43.352
13	1	2:08.874	38.833	55.621	34.420	238.4	32:52.226
14	1	2:09.016	39.149	54.867	35.000	237.9	35:01.242
15	1	2:09.634	39.277	55.242	35.115	239.5	37:10.876
16	1	2:11.240	39.323	56.060	35.857	237.9	39:22.116
17	1	2:12.792 B	40.709	55.917	36.166	240.5	41:34.908
18	2	4:37.460	3:14.149	50.869	32.442	243.8	46:12.368
19	2	1:58.863	36.084	49.731	33.048	246.6	48:11.231
20	2	1:59.931	37.007	50.232	32.692	245.5	50:11.162
21	2	1:58.668	36.343	49.876	32.449	245.5	52:09.830
22	2	1:58.187	36.033	49.903	32.251	245.5	54:08.017
23	2	2:02.206 B	37.373	50.831	34.002	243.8	56:10.223
24	2	2:58.887	1:35.145	50.679	33.063	245.5	59:09.110
25	2	2:03.502 B	36.752	51.187	35.563	246.6	1:01:12.612

93 Genoa Racing
Formula Le Mans - Oreca - 09
1.Bassam Kronfli 2.Aldous Mitchell 3.Jordan Grogor FLM

Lap	D	Time	Sector 1	Sector 2	Sector 3	T. Spd	Elapsed
1	3	3:19.812	1:46.607	57.215	35.990	237.4	3:19.812
2	3	2:04.000	38.378	51.966	33.656	237.4	5:23.812
3	3	2:01.754	37.097	51.203	33.454	240.0	7:25.566
4	3	2:05.200	38.350	52.980	33.870	237.4	9:30.766
5	3	2:05.108	37.315	52.878	34.915	238.9	11:35.874
6	3	2:05.066 B	37.008	52.654	35.404	236.8	13:40.940
7	2	5:17.803	3:43.407	58.078	36.318	233.3	18:58.743
8	2	2:11.334	39.870	55.656	35.808	234.8	21:10.077
9	2	2:11.101	39.597	56.434	35.070	237.9	23:21.178
10	2	2:11.489	39.660	56.645	35.184	237.4	25:32.667
11	2	2:13.940 B	38.908	57.491	37.541	236.3	27:46.607
12	1	5:56.884	4:23.058	58.323	35.503	235.3	33:43.491
13	1	2:07.319	39.237	53.143	34.939	236.8	35:50.810
14	1	2:05.638	38.839	52.718	34.081	235.3	37:56.448
15	1	2:03.817	37.084	53.172	33.561	236.3	40:00.265
16	1	2:03.679	37.064	52.158	34.457	240.0	42:03.944
17	1	2:04.507	39.191	51.957	33.359	237.4	44:08.451
18	1	2:01.414	37.009	51.294	33.111	238.9	46:09.865
19	1	2:05.398 B	38.805	53.857	32.736	237.4	48:15.263
20	3	4:53.772	3:27.124	52.911	33.737	236.8	53:09.035
21	3	2:02.341	36.751	52.364	33.226	241.1	55:11.376
22	3	2:05.263	36.610	54.678	33.975	241.6	57:16.639
23	3	2:01.144	36.780	51.408	32.956	242.7	59:17.783
24	3	2:01.354	36.533	51.422	33.399	239.5	1:01:19.137

95 Pegasus Racing
Formula Le Mans - Oreca - 09
1.Mirco Schultis 2.Patrick Simon 3.Julien Schell FLM

Lap	D	Time	Sector 1	Sector 2	Sector 3	T. Spd	Elapsed
1	2	3:13.638	1:43.575	55.492	34.571	238.4	3:13.638
2	2	2:04.500	37.192	52.055	35.253	238.4	5:18.138
3	2	2:04.023	38.073	52.300	33.650	237.9	7:22.161
4	2	2:03.328	37.305	52.547	33.476	238.4	9:25.489
5	2	2:02.794	37.217	52.221	33.356	240.5	11:28.283
6	2	2:01.742	36.924	51.762	33.056	239.5	13:30.025
7	2	2:00.995	36.738	51.139	33.118	240.0	15:31.020
8	2	2:01.275	36.769	51.424	33.082	238.9	17:32.295
9	2	2:00.500	36.525	51.080	32.895	239.5	19:32.795
10	2	2:01.461	37.666	50.929	32.866	240.5	21:34.256
11	2	2:01.468	36.665	51.712	33.091	238.9	23:35.724
12	2	2:05.448 B	38.280	51.640	35.528	240.5	25:41.172
13	1	5:24.139	3:54.902	54.612	34.625	237.9	31:05.311
14	1	2:07.827	37.924	53.184	36.719	240.0	33:13.138
15	1	2:04.999	37.710	53.422	33.867	238.9	35:18.137
16	1	2:04.829	37.538	53.604	33.687	238.4	37:22.966
17	1	2:06.307	37.439	54.086	34.782	238.9	39:29.273
18	1	2:05.224	38.735	52.875	33.614	240.0	41:34.497
19	1	2:03.711	37.348	52.321	34.042	234.3	43:38.208
20	1	2:02.379	36.842	52.260	33.277	241.6	45:40.587
21	1	2:03.573	37.115	51.792	34.666	242.2	47:44.160
22	1	2:10.960 B	39.247	56.291	35.422	241.1	49:55.120
23	1	3:08.203	1:39.774	54.154	34.275	238.9	53:03.323
24	1	2:03.570	36.904	52.945	33.721	242.7	55:06.893
25	1	2:04.309	37.002	53.567	33.740	240.0	57:11.202
26	1	2:02.147	36.703	51.770	33.674	241.6	59:13.349
27	1	2:03.851	37.227	53.191	33.433	241.6	1:01:17.200

99 JMB Racing
Formula Le Mans - Oreca - 09
1.Kyle Marcelli 2.Chapman Ducote 3.Luca Moro FLM

Lap	D	Time	Sector 1	Sector 2	Sector 3	T. Spd	Elapsed
1	1	2:39.214	1:09.770	54.861	34.583	235.8	2:39.214
2	1	2:06.369	38.612	53.720	34.037	240.5	4:45.583
3	1	2:06.007	38.807	52.045	35.155	242.7	6:51.590
4	1	2:04.346	38.091	52.647	33.608	242.2	8:55.936
5	1	2:02.700	37.137	51.972	33.591	240.5	10:58.636
6	1	2:03.311	36.978	51.742	34.591	240.0	13:01.947
7	1	2:05.120	38.072	53.568	33.480	237.4	15:07.067
8	1	2:02.394	36.789	52.130	33.475	236.8	17:09.461
9	1	2:04.156 B	39.191	52.172	32.793	241.6	19:13.617
10	2	4:20.143	2:42.595	58.913	38.635	199.3	23:33.760
11	2	2:11.135	40.167	55.857	35.111	236.3	25:44.895
12	2	2:08.011	38.581	55.077	34.353	234.8	27:52.906
13	2	2:06.992	38.312	54.466	34.214	237.9	29:59.898
14	2	2:07.313	38.913	54.237	34.163	236.8	32:07.211
15	2	2:08.766	39.644	54.381	34.741	236.8	34:15.977
16	2	2:07.777	38.269	55.260	34.248	240.0	36:23.754
17	2	2:07.609	38.347	54.601	34.661	237.9	38:31.363
18	2	2:16.553 B	39.377	54.657	42.519	238.4	40:47.916
19	1	3:33.511	2:05.745	53.679	34.087	238.9	44:21.427
20	1	2:05.691	38.236	53.414	34.041	241.6	46:27.118
21	1	2:04.794	38.510	52.544	33.740	241.1	48:31.912
22	1	2:02.846	37.842	51.732	33.272	239.5	50:34.758
23	1	2:02.141	37.042	51.512	33.587	239.5	52:36.899
24	1	2:01.376	36.505	51.469	33.402	242.2	54:38.275
25	1	2:02.084	36.343	51.768	33.973	245.5	56:40.359
26	1	2:04.342	36.327	52.068	35.947	242.2	58:44.701
27	1	2:01.715	37.021	51.773	32.921	242.2	1:00:46.416