

ILMC 6 HOURS OF IMOLA

Warm Up

Classification

Nr.	Team	Drivers	Car	Cl	Ty	Time	Lap	Total	Gap	Kph
1	8 Peugeot Sport Total	F. Montagny / S. Sarrazin	Peugeot 908	LM P1	M	1:33.847	10	13	-	188.3
2	2 Audi Sport Team Joest	T. Kristensen / A. McNish	Audi R18 TDI	LM P1	M	1:34.481	8	12	+0.634	187.0
3	7 Peugeot Sport Total	S. Bourdais / A. Davidson	Peugeot 908	LM P1	M	1:34.595	13	13	+0.748	186.8
4	1 Audi Sport Team Joest	T. Bernhard / M. Fassler	Audi R18 TDI	LM P1	M	1:34.770	8	12	+0.923	186.5
5	16 Pescarolo Team	E. Collard / C. Tinseau / J. Jousse	Pescarolo - Judd	LM P1	M	1:37.143	5	11	+3.296	181.9
6	12 Rebellion Racing	N. Jani / N. Prost	Lola B10/60 Coupe - Toyota	LM P1	M	1:37.358	11	11	+3.511	181.5
7	15 Oak Racing	P. Ragues / G. Moreau	Oak Pescarolo - Judd	LM P1	D	1:37.471	5	10	+3.624	181.3
8	13 Rebellion Racing	A. Belicchi / J. Boullion	Lola B10/60 Coupe - Toyota	LM P1	M	1:37.608	6	11	+3.761	181.1
9	45 Boutsen Energy Racing	D. Kraihamer / N. de Crem	Oreca 03 - Nissan	LM P2	D	1:39.040	5	8	+5.193	178.4
10	46 TDS Racing	M. Beche / P. Thiriet / J. Firth	Oreca 03 - Nissan	LM P2	M	1:39.874	5	11	+6.027	176.9
11	49 Oak Racing	J. Nicolet / A. Premat	Oak Pescarolo - Judd	LM P2	D	1:40.573	4	11	+6.726	175.7
12	40 Race Performance	M. Frey / R. Meichtry / M. Rostan	Oreca 03 - Judd	LM P2	D	1:40.627	5	9	+6.780	175.6
13	39 Pecom Racing	L. Perez Companc / M. Russo / P. Kaffer	Lola B11/40 - Judd	LM P2	M	1:40.705	5	10	+6.858	175.5
14	41 Greaves Motorsport	K. Ojeh / O. Lombard / T. Kimber-Smith	Zytek Z11SN - Nissan	LM P2	D	1:40.833	4	11	+6.986	175.3
15	26 Signatech Nissan	F. Mailloux / L. Ordoñez / S. Ayari	Oreca 03 - Nissan	LM P2	D	1:41.105	11	11	+7.258	174.8
16	23 MKK Corse	M. Cortes / F. Geri / G. Piccini	Zytek 09	LM P1	M	1:41.220	2	9	+7.373	174.6
17	42 Strakka Racing	N. Leventis / D. Watts / J. Kane	HPD ARX -01d	LM P2	M	1:41.529	3	10	+7.682	174.1
18	36 RML	T. Erdos / M. Newton / B. Collins	HPD ARX -01d	LM P2	M	1:42.525	3	9	+8.678	172.4
19	33 Level 5 Motorsports	S. Tucker / C. Bouchut / J. Barbosa	Lola Coupe - HPD	LM P2	M	1:43.521	8	9	+9.674	170.7
20	35 Oak Racing	A. Barlesi / F. Da Rocha / P. Lafargue	Oak Pescarolo - Judd	LM P2	D	1:44.443	7	9	+10.596	169.2
21	43 RLR Msport	B. Gates / R. Garofall / S. Phillips	MG Lola EX265 - Judd	LM P2	D	1:44.995	6	10	+11.148	168.3
22	44 Extreme Limite AM Paris	F. Rosier / M. Basso	Norma M200P - Judd	LM P2	D	1:45.122	7	8	+11.275	168.1
23	55 BMW Motorsport	A. Farfus / J. Müller	BMW M3	LM GTE Pro	D	1:45.208	6	11	+11.361	168.0
24	51 AF Corse	G. Fisichella / G. Bruni	Ferrari F458 Italia	LM GTE Pro	M	1:45.357	5	10	+11.510	167.7
25	56 BMW Motorsport	D. Werner / P. Lamy	BMW M3	LM GTE Pro	D	1:45.732	10	10	+11.885	167.1
26	71 AF Corse	J. Melo / T. Vilander	Ferrari F458 Italia	LM GTE Pro	M	1:45.876	6	10	+12.029	166.9
27	93 Genoa Racing	E. Julian / C. Zugel / J. Petersen	FLM - Oreca - 09	FLM	M	1:46.029	5	6	+12.182	166.7
28	89 Hankook Team Farmbacher	D. Farmbacher / A. Simonsen	Ferrari F458 Italia	LM GTE Pro	H	1:46.156	9	9	+12.309	166.5
29	91 Hope Racing	L. Moro / S. Zhang / T. Graves	FLM - Oreca - 09	FLM	M	1:46.405	7	10	+12.558	166.1
30	77 Team Felbermayr - Proton	M. Lieb / R. Lietz	Porsche 911 RSR 997	LM GTE Pro	M	1:46.419	6	10	+12.572	166.1
31	75 Prospeed Competition	M. Goossens / M. Holzer	Porsche 911 RSR 997	LM GTE Pro	M	1:46.432	10	10	+12.585	166.0
32	63 Proton Competition	P. Long / G. Roda	Porsche 911 RSR 997	LM GTE Am	M	1:46.451	10	10	+12.604	166.0
33	95 Pegasus Racing	M. Schultis / P. Simon / J. Schell	FLM - Oreca - 09	FLM	M	1:46.493	10	10	+12.646	165.9
34	66 JMW Motorsport	R. Bell / J. Walker	Ferrari F458 Italia	LM GTE Pro	D	1:46.521	3	10	+12.674	165.9
35	59 Luxury Racing	S. Ortelli / F. Makowiecki	Ferrari F458 Italia	LM GTE Pro	M	1:46.530	4	4	+12.683	165.9
36	79 Jota	S. Dolan / S. Hancock	Aston Martin Vantage	LM GTE Pro	D	1:46.721	7	10	+12.874	165.6
37	76 IMSA Performance Matmut	P. Pilet / W. Henzler	Porsche 911 RSR 997	LM GTE Pro	M	1:46.732	6	9	+12.885	165.6
38	61 AF Corse	P. Perazzini / M. Cioci / S. Lameret	Ferrari F430	LM GTE Am	M	1:47.508	10	10	+13.661	164.4
39	58 Luxury Racing	A. Beltoise / F. Jakubowski / R. Firman	Ferrari F458 Italia	LM GTE Pro	M	1:48.432	7	9	+14.585	163.0
40	57 Krohn Racing	T. Krohn / N. Jonsson / M. Rugolo	Ferrari F430	LM GTE Am	D	1:48.554	4	7	+14.707	162.8
41	67 IMSA Performance Matmut	N. Armindo / R. Narac	Porsche 911 RSR 997	LM GTE Am	M	1:49.079	4	6	+15.232	162.0
42	50 Larbre Competition	P. Bornhauser / J. Canal / G. Gardel	Corvette C6-ZR1	LM GTE Am	M	1:49.399	7	9	+15.552	161.5
43	99 JMB Racing	C. Ducote / K. Marcelli / N. Marroc	FLM - Oreca - 09	FLM	M	1:49.654	8	11	+15.807	161.2
44	62 CRS Racing	P. Ehret / S. Lynn / R. Wills	Ferrari F430	LM GTE Am	M	1:50.086	7	9	+16.239	160.5
45	82 CRS Racing	K. Hummel / A. Christodoulou / P. Quaife	Ferrari F430	LM GTE Am	M	1:50.579	7	10	+16.732	159.8
46	88 Team Felbermayr-Proton	C. Ried / H. Felbermayr Jr.	Porsche 911 RSR 997	LM GTE Am	M	1:51.394	7	10	+17.547	158.6
47	65 Lotus Jetalliance	J. Rossiter / J. Mowlem / J. Hirschi	Lotus Evora	LM GTE Pro	M	1:52.586	2	8	+18.739	157.0
48	64 Lotus Jetalliance	O. Slingerland / M. Rich / L. Lichtner-Hoyer	Lotus Evora	LM GTE Pro	M	1:52.880	6	10	+19.033	156.6

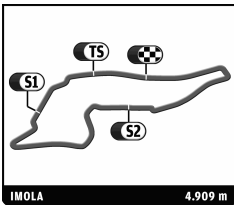
Fastest Lap	Lap 10	Franck Montagny	1:33.847	188.3 Kph
--------------------	--------	-----------------	-----------------	-----------

OFFICIAL RESULTS ONLY AFTER RACE DIRECTOR'S SIGN

Published at:

Track Status: **DRY**

Race Director:	Timekeeper:
-----------------------	--------------------



ILMC

6 HOURS OF IMOLA

Warm Up

Final Classification by Class

Nr.	Team	Drivers	Car	Ty	Time	Lap	Total	Gap	Kph
LM P1									
1	8 Peugeot Sport Total	F. Montagny / S. Sarrazin	Peugeot 908	M	1:33.847	10	13		188.3
2	2 Audi Sport Team Joest	T. Kristensen / A. McNish	Audi R18 TDI	M	1:34.481	8	12	+0.634	+0.634 187.0
3	7 Peugeot Sport Total	S. Bourdais / A. Davidson	Peugeot 908	M	1:34.595	13	13	+0.748	+0.114 186.8
4	1 Audi Sport Team Joest	T. Bernhard / M. Fassier	Audi R18 TDI	M	1:34.770	8	12	+0.923	+0.175 186.5
5	16 Pescarolo Team	E. Collard / C. Tinseau / J. Jousse	Pescarolo - Judd	M	1:37.143	5	11	+3.296	+2.373 181.9
6	12 Rebellion Racing	N. Jani / N. Prost	Lola B10/60 Coupe - Toyota	M	1:37.358	11	11	+3.511	+0.215 181.5
7	15 Oak Racing	M. Ragues / G. Moreau	Oak Pescarolo - Judd	D	1:37.471	5	10	+3.624	+0.113 181.3
8	13 Rebellion Racing	A. Belicchi / J. Boullion	Lola B10/60 Coupe - Toyota	M	1:37.608	6	11	+3.761	+0.137 181.1
9	23 MIK Corse	M. Cortes / F. Geri / G. Piccini	Zytek 09	M	1:41.220	2	9	+7.373	+3.612 174.6
LM P2									
1	45 Boutsen Energy Racing	D. Kraihamer / N. de Crem	Oreca 03 - Nissan	D	1:39.040	5	8		178.4
2	46 TDS Racing	M. Beche / P. Thiriet / J. Firth	Oreca 03 - Nissan	M	1:39.874	5	11	+0.834	+0.834 176.9
3	49 Oak Racing	J. Nicolet / A. Premat	Oak Pescarolo - Judd	D	1:40.573	4	11	+1.533	+0.699 175.7
4	40 Race Performance	M. Frey / R. Meichtry / M. Rostan	Oreca 03 - Judd	D	1:40.627	5	9	+1.587	+0.054 175.6
5	39 Pecom Racing	L. Perez Compagnon / M. Russo / P. Kaffer	Lola B11/40 - Judd	M	1:40.705	5	10	+1.665	+0.078 175.5
6	41 Greaves Motorsport	K. Ojeh / O. Lombard / T. Kimber-Smith	Zytek Z11SN - Nissan	D	1:40.833	4	11	+1.793	+0.128 175.3
7	26 Signatech Nissan	F. Maillieux / L. Ordoñez / S. Ayari	Oreca 03 - Nissan	D	1:41.105	11	11	+2.065	+0.272 174.8
8	42 Strakka Racing	N. Leventis / D. Watts / J. Kane	HPD ARX -01d	M	1:41.529	3	10	+2.489	+0.424 174.1
9	36 RML	T. Erdos / M. Newton / B. Collins	HPD ARX -01d	M	1:42.525	3	9	+3.485	+0.996 172.4
10	33 Level 5 Motorsports	S. Tucker / C. Bouchut / J. Barbosa	Lola Coupe - HPD	M	1:43.521	8	9	+4.481	+0.996 170.7
11	35 Oak Racing	A. Barlesi / F. Da Rocha / P. Lafargue	Oak Pescarolo - Judd	D	1:44.443	7	9	+5.403	+0.922 169.2
12	43 RLR Msport	B. Gates / R. Garofall / S. Phillips	MG Lola EX265 - Judd	D	1:44.995	6	10	+5.955	+0.552 168.3
13	44 Extreme Limite AM Paris	F. Rosier / M. Basso	Norma M200P - Judd	D	1:45.122	7	8	+6.082	+0.127 168.1
LM GTE Pro									
1	55 BMW Motorsport	A. Farfus / J. Muller	BMW M3	D	1:45.208	6	11		168.0
2	51 AF Corse	G. Fisichella / G. Bruni	Ferrari F458 Italia	M	1:45.357	5	10	+0.149	+0.149 167.7
3	56 BMW Motorsport	D. Werner / P. Lamy	BMW M3	D	1:45.732	10	10	+0.524	+0.375 167.1
4	71 AF Corse	J. Melo / T. Vilander	Ferrari F458 Italia	M	1:45.876	6	10	+0.668	+0.144 166.9
5	89 Hankook Team Farnbacher	D. Farnbacher / A. Simonsen	Ferrari F458 Italia	H	1:46.156	9	9	+0.948	+0.280 166.5
6	77 Team Felbermayr - Proton	M. Lieb / R. Lietz	Porsche 911 RSR 997	M	1:46.419	6	10	+1.211	+0.263 166.1
7	75 Prospeed Competition	M. Goossens / M. Holzer	Porsche 911 RSR 997	M	1:46.432	10	10	+1.224	+0.013 166.0
8	66 JMW Motorsport	R. Bell / J. Walker	Ferrari F458 Italia	D	1:46.521	3	10	+1.313	+0.089 165.9
9	59 Luxury Racing	S. Ortolli / F. Makowiecki	Ferrari F458 Italia	M	1:46.530	4	4	+1.322	+0.009 165.9
10	79 Jota	S. Dolan / S. Hancock	Aston Martin Vantage	D	1:46.721	7	10	+1.513	+0.191 165.6
11	76 IMSA Performance Matmut	P. Filat / W. Henzler	Porsche 911 RSR 997	M	1:46.732	6	9	+1.524	+0.011 165.6
12	58 Luxury Racing	A. Beltoise / F. Jakubowski / R. Firman	Ferrari F458 Italia	M	1:48.432	7	9	+3.224	+1.700 163.0
13	65 Lotus Jetalliance	J. Rossiter / J. Mowlem / J. Hirschi	Lotus Evora	M	1:52.586	2	8	+7.378	+4.154 157.0
14	64 Lotus Jetalliance	O. Slingerland / M. Rich / L. Lichtner-Hoyer	Lotus Evora	M	1:52.880	6	10	+7.672	+0.294 156.6
LM GTE Am									
1	63 Proton Competition	P. Long / G. Roda	Porsche 911 RSR 997	M	1:46.451	10	10		166.0
2	61 AF Corse	P. Perazzini / M. Cioci / S. Lemeret	Ferrari F430	M	1:47.508	10	10	+1.057	+1.057 164.4
3	57 Krohn Racing	T. Krohn / N. Jonsson / M. Rugolo	Ferrari F430	D	1:48.554	4	7	+2.103	+1.046 162.8
4	67 IMSA Performance Matmut	N. Armindo / R. Narac	Porsche 911 RSR 997	M	1:49.079	4	6	+2.628	+0.525 162.0
5	50 Larbre Competition	P. Bornhauser / J. Canal / G. Gardel	Corvette C6-ZR1	M	1:49.399	7	9	+2.948	+0.320 161.5
6	62 CRS Racing	P. Ehret / S. Lynn / R. Wills	Ferrari F430	M	1:50.086	7	9	+3.635	+0.687 160.5
7	82 CRS Racing	K. Hummel / A. Christodoulou / P. Quaife	Ferrari F430	M	1:50.579	7	10	+4.128	+0.493 159.8
8	88 Team Felbermayr-Proton	C. Ried / H. Felbermayr Jr.	Porsche 911 RSR 997	M	1:51.394	7	10	+4.943	+0.815 158.6
FLM									
1	93 Genoa Racing	E. Julian / C. Zugel / J. Petersen	FLM - Oreca - 09	M	1:46.029	5	6		166.7
2	91 Hope Racing	L. Moro / S. Zhang / T. Graves	FLM - Oreca - 09	M	1:46.405	7	10	+0.376	+0.376 166.1
3	95 Pegasus Racing	M. Schuffis / P. Simon / J. Schell	FLM - Oreca - 09	M	1:46.493	10	10	+0.464	+0.088 165.9
4	99 JMB Racing	C. Ducote / K. Marcelli / N. Marroc	FLM - Oreca - 09	M	1:49.654	8	11	+3.625	+3.161 161.2

OFFICIAL RESULTS ONLY AFTER RACE DIRECTOR'S SIGN

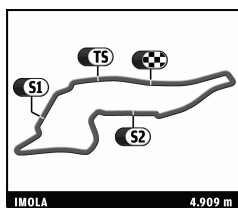
Published at:

Track Status:

DRY

Stewards:

Timekeeper:



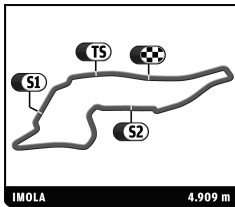
ILMC

6 HOURS OF IMOLA

Warm Up

Final Classification by Driver Fastest Lap

Nr	Team	Car	Class	Driver	Time	Lap	Total	Gap	Kph	
1	8 Peugeot Sport Total	Peugeot 908	LM P1	Franck Montagny	1:33.847	10	13		188.3	
2	2 Audi Sport Team Joest	Audi R18 TDI	LM P1	Tom Kristensen	1:34.481	8	9	0.634	0.634	187.0
3	7 Peugeot Sport Total	Peugeot 908	LM P1	Sebastien Bourdais	1:34.595	13	13	0.748	0.114	186.8
4	1 Audi Sport Team Joest	Audi R18 TDI	LM P1	Timo Bernhard	1:34.770	8	9	0.923	0.175	186.5
5	1 Audi Sport Team Joest	Audi R18 TDI	LM P1	Marcel Fassler	1:35.738	3	3	1.891	0.968	184.6
6	2 Audi Sport Team Joest	Audi R18 TDI	LM P1	Allan McNish	1:36.227	3	3	2.380	0.489	183.7
7	16 Pescarolo Team	Pescarolo - Judd	LM P1	Julien Jousse	1:37.143	5	6	3.296	0.916	181.9
8	12 Rebellion Racing	Lola B10/60 Coupe - Toyota	LM P1	Neel Jani	1:37.358	3	3	3.511	0.215	181.5
9	15 Oak Racing	Oak Pescarolo - Judd	LM P1	Guillaume Moreau	1:37.471	5	6	3.624	0.113	181.3
10	13 Rebellion Racing	Lola B10/60 Coupe - Toyota	LM P1	Jean Christophe Boullion	1:37.608	6	11	3.761	0.137	181.1
11	12 Rebellion Racing	Lola B10/60 Coupe - Toyota	LM P1	Nicolas Prost	1:38.011	6	8	4.164	0.403	180.3
12	45 Boutsen Energy Racing	Oreca 03 - Nissan	LM P2	Dominik Kraihamer	1:39.040	5	6	5.193	1.029	178.4
13	15 Oak Racing	Oak Pescarolo - Judd	LM P1	Pierre Ragues	1:39.405	2	4	5.558	0.365	177.8
14	46 TDS Racing	Oreca 03 - Nissan	LM P2	Jody Firth	1:39.874	5	11	6.027	0.469	176.9
15	49 Oak Racing	Oak Pescarolo - Judd	LM P2	Alexandre Premat	1:40.573	4	5	6.726	0.699	175.7
16	40 Race Performance	Oreca 03 - Judd	LM P2	Michel Frey	1:40.627	5	6	6.780	0.054	175.6
17	39 Pecom Racing	Lola B11/40 - Judd	LM P2	Pierre Kaffer	1:40.705	5	7	6.858	0.078	175.5
18	41 Greaves Motorsport	Zytek Z11SN - Nissan	LM P2	Olivier Lombard	1:40.833	4	7	6.986	0.128	175.3
19	16 Pescarolo Team	Pescarolo - Judd	LM P1	Christophe Tinseau	1:41.008	2	5	7.161	0.175	175.0
20	26 Signatech Nissan	Oreca 03 - Nissan	LM P2	Franck Mailleux	1:41.105	4	4	7.258	0.097	174.8
21	26 Signatech Nissan	Oreca 03 - Nissan	LM P2	Lucas Ordoñez	1:41.210	3	7	7.363	0.105	174.6
22	23 MIK Corse	Zytek 09	LM P1	Ferdinando Geri	1:41.220	2	9	7.373	0.010	174.6
23	42 Strakka Racing	HPD ARX -01d	LM P2	Jonny Kane	1:41.529	3	5	7.682	0.309	174.1
24	41 Greaves Motorsport	Zytek Z11SN - Nissan	LM P2	Karim Ojijeh	1:41.916	4	4	8.069	0.387	173.4
25	36 RML	HPD ARX -01d	LM P2	Tommy Erdos	1:42.525	3	4	8.678	0.609	172.4
26	33 Level 5 Motorsports	Lola Coupe - HPD	LM P2	Scott Tucker	1:43.521	8	9	9.674	0.996	170.7
27	49 Oak Racing	Oak Pescarolo - Judd	LM P2	Jacques Nicolet	1:43.864	3	6	10.017	0.343	170.1
28	35 Oak Racing	Oak Pescarolo - Judd	LM P2	Patrice Lafargue	1:44.443	2	4	10.596	0.579	169.2
29	43 RLR Msport	MG Lola EX265 - Judd	LM P2	Barry Gates	1:44.995	2	6	11.148	0.552	168.3
30	44 Extreme Limite AM Paris	Norma M200P - Judd	LM P2	Maurice Basso	1:45.122	4	5	11.275	0.127	168.1
31	55 BMW Motorsport	BMW M3	LM GTE Pro	Augusto Farfus	1:45.208	6	7	11.361	0.086	168.0
32	51 AF Corse	Ferrari F458 Italia	LM GTE Pro	Giancarlo Fisichella	1:45.357	5	6	11.510	0.149	167.7
33	36 RML	HPD ARX -01d	LM P2	Mike Newton	1:45.419	2	3	11.572	0.062	167.6
34	56 BMW Motorsport	BMW M3	LM GTE Pro	Dirk Werner	1:45.732	2	2	11.885	0.313	167.1
35	71 AF Corse	Ferrari F458 Italia	LM GTE Pro	Jaime Melo	1:45.876	6	7	12.029	0.144	166.9
36	93 Genoa Racing	FLM - Oreca - 09	FLM	Jens Petersen	1:46.029	5	6	12.182	0.153	166.7
37	89 Hankook Team Farmbacher	Ferrari F458 Italia	LM GTE Pro	Allan Simonsen	1:46.156	9	9	12.309	0.127	166.5
38	91 Hope Racing	FLM - Oreca - 09	FLM	Luca Moro	1:46.405	2	5	12.558	0.249	166.1
39	56 BMW Motorsport	BMW M3	LM GTE Pro	Pedro Lamy	1:46.407	6	8	12.560	0.002	166.1
40	77 Team Felbermayr - Proton	Porsche 911 RSR 997	LM GTE Pro	Marc Lieb	1:46.419	6	8	12.572	0.012	166.1
41	75 Prospeed Competition	Porsche 911 RSR 997	LM GTE Pro	Marco Holzer	1:46.432	3	3	12.585	0.013	166.0
42	63 Proton Competition	Porsche 911 RSR 997	LM GTE Am	Patrick Long	1:46.451	3	3	12.604	0.019	166.0
43	95 Pegasus Racing	FLM - Oreca - 09	FLM	Mirco Schultis	1:46.493	10	10	12.646	0.042	165.9
44	66 JMW Motorsport	Ferrari F458 Italia	LM GTE Pro	Rob Bell	1:46.521	3	4	12.674	0.028	165.9
45	59 Luxury Racing	Ferrari F458 Italia	LM GTE Pro	Frederic Makowiecki	1:46.530	4	4	12.683	0.009	165.9
46	35 Oak Racing	Oak Pescarolo - Judd	LM P2	Frederic Da Rocha	1:46.604	3	5	12.757	0.074	165.8
47	42 Strakka Racing	HPD ARX -01d	LM P2	Nick Leventis	1:46.629	5	5	12.782	0.025	165.7
48	79 Jota	Aston Martin Vantage	LM GTE Pro	Sam Hancock	1:46.721	3	6	12.874	0.092	165.6
49	76 IMSA Performance Matmut	Porsche 911 RSR 997	LM GTE Pro	Patrick Pilet	1:46.732	6	9	12.885	0.011	165.6
50	44 Extreme Limite AM Paris	Norma M200P - Judd	LM P2	Fabien Rosier	1:47.065	2	3	13.218	0.333	165.1
51	61 AF Corse	Ferrari F430	LM GTE Am	Stéphane Lemeret	1:47.508	4	4	13.661	0.443	164.4
52	43 RLR Msport	MG Lola EX265 - Judd	LM P2	Simon Phillips	1:47.671	2	4	13.824	0.163	164.1
53	75 Prospeed Competition	Porsche 911 RSR 997	LM GTE Pro	Marc Goossens	1:47.748	6	7	13.901	0.077	164.0
54	66 JMW Motorsport	Ferrari F458 Italia	LM GTE Pro	James Walker	1:48.414	3	6	14.567	0.666	163.0
55	58 Luxury Racing	Ferrari F458 Italia	LM GTE Pro	François Jakubowski	1:48.432	7	8	14.585	0.018	163.0
56	57 Krohn Racing	Ferrari F430	LM GTE Am	Niclas Jonsson	1:48.554	4	5	14.707	0.122	162.8
57	55 BMW Motorsport	BMW M3	LM GTE Pro	Jorg Muller	1:48.801	4	4	14.954	0.247	162.4
58	79 Jota	Aston Martin Vantage	LM GTE Pro	Simon Dolan	1:48.906	3	4	15.059	0.105	162.3
59	63 Proton Competition	Porsche 911 RSR 997	LM GTE Am	Gianluca Roda	1:48.910	5	7	15.063	0.004	162.3
60	67 IMSA Performance Matmut	Porsche 911 RSR 997	LM GTE Am	Raymond Narac	1:49.079	4	6	15.232	0.169	162.0
61	50 Larbre Competition	Corvette C6-ZR1	LM GTE Am	Gabriele Gardel	1:49.399	7	9	15.552	0.320	161.5
62	91 Hope Racing	FLM - Oreca - 09	FLM	Tor Graves	1:49.476	4	5	15.629	0.077	161.4
63	99 JMB Racing	FLM - Oreca - 09	FLM	Chapman Ducote	1:49.654	8	11	15.807	0.178	161.2
64	62 CRS Racing	Ferrari F430	LM GTE Am	Pierre Ehret	1:50.086	2	4	16.239	0.432	160.5
65	82 CRS Racing	Ferrari F430	LM GTE Am	Klaas Hummel	1:50.579	7	10	16.732	0.493	159.8
66	61 AF Corse	Ferrari F430	LM GTE Am	Piergiuseppe Perazzini	1:50.824	5	6	16.977	0.245	159.5
67	88 Team Felbermayr-Proton	Porsche 911 RSR 997	LM GTE Am	Christian Ried	1:51.394	7	10	17.547	0.570	158.6
68	62 CRS Racing	Ferrari F430	LM GTE Am	Shaun Lynn	1:52.280	3	5	18.433	0.886	157.4



ILMC
6 HOURS OF IMOLA
 Warm Up

Final Classification by Driver Fastest Lap

Nr	Team	Car	Class	Driver	Time	Lap	Total	Gap	Kph
69	65 Lotus Jetalliance	Lotus Evora	LM GTE Pro	James Rossiter	1:52.586	2	8	18.739 0.306	157.0
70	64 Lotus Jetalliance	Lotus Evora	LM GTE Pro	Martin Rich	1:52.880	6	10	19.033 0.294	156.6
71	42 Strakka Racing	HPD ARX -01d	LM P2	Danny Watts					
72	43 RLR Msport	MG Lola EX265 - Judd	LM P2	Rob Garofall					
73	45 Boutsen Energy Racing	Oreca 03 - Nissan	LM P2	Nicolas de Crem			2		
74	40 Race Performance	Oreca 03 - Judd	LM P2	Ralph Meichtry					
75	40 Race Performance	Oreca 03 - Judd	LM P2	Marc Rostan			3		
76	41 Greaves Motorsport	Zytek Z11SN - Nissan	LM P2	Tom Kimber-Smith					
77	50 Larbre Competition	Corvette C6-ZR1	LM GTE Am	Julien Canal					
78	51 AF Corse	Ferrari F458 Italia	LM GTE Pro	Gianmaria Bruni			4		
79	57 Krohn Racing	Ferrari F430	LM GTE Am	Tracy Krohn			2		
80	46 TDS Racing	Oreca 03 - Nissan	LM P2	Mathias Beche					
81	46 TDS Racing	Oreca 03 - Nissan	LM P2	Pierre Thiriet					
82	50 Larbre Competition	Corvette C6-ZR1	LM GTE Am	Patrick Bornhauser					
83	39 Pecom Racing	Lola B11/40 - Judd	LM P2	Matias Russo			3		
84	16 Pescarolo Team	Pescarolo - Judd	LM P1	Emmanuel Collard					
85	23 MIK Corse	Zytek 09	LM P1	Maximo Cortes					
86	23 MIK Corse	Zytek 09	LM P1	Giacomo Piccini					
87	7 Peugeot Sport Total	Peugeot 908	LM P1	Anthony Davidson					
88	8 Peugeot Sport Total	Peugeot 908	LM P1	Stephane Sarrazin					
89	13 Rebellion Racing	Lola B10/60 Coupe - Toyota	LM P1	Andrea Belicchi					
90	35 Oak Racing	Oak Pescarolo - Judd	LM P2	Andrea Barlesi					
91	36 RML	HPD ARX -01d	LM P2	Ben Collins			2		
92	39 Pecom Racing	Lola B11/40 - Judd	LM P2	Luis Perez Companc					
93	26 Signatech Nissan	Oreca 03 - Nissan	LM P2	Soheil Ayari					
94	33 Level 5 Motorsports	Lola Coupe - HPD	LM P2	Christophe Bouchut					
95	33 Level 5 Motorsports	Lola Coupe - HPD	LM P2	Joao Barbosa					
96	91 Hope Racing	FLM - Oreca - 09	FLM	Shanqi Zhang					
97	93 Genoa Racing	FLM - Oreca - 09	FLM	Elton Julian					
98	93 Genoa Racing	FLM - Oreca - 09	FLM	Christian Zuegel					
99	82 CRS Racing	Ferrari F430	LM GTE Am	Phil Quaife					
100	88 Team Felbermayr-Proton	Porsche 911 RSR 997	LM GTE Am	Horst Felbermayr Jr.					
101	89 Hankook Team Farmbacher	Ferrari F458 Italia	LM GTE Pro	Dominik Farnbacher					
102	99 JMB Racing	FLM - Oreca - 09	FLM	Nicolas Marroc					
103	57 Krohn Racing	Ferrari F430	LM GTE Am	Michele Rugolo					
104	64 Lotus Jetalliance	Lotus Evora	LM GTE Pro	Lukas Lichtner-Hoyer					
105	95 Pegasus Racing	FLM - Oreca - 09	FLM	Patrick Simon					
106	95 Pegasus Racing	FLM - Oreca - 09	FLM	Julien Schell					
107	99 JMB Racing	FLM - Oreca - 09	FLM	Kyle Marcelli					
108	82 CRS Racing	Ferrari F430	LM GTE Am	Adam Christodoulou					
109	61 AF Corse	Ferrari F430	LM GTE Am	Marco Cioci					
110	62 CRS Racing	Ferrari F430	LM GTE Am	Roger Wills					
111	64 Lotus Jetalliance	Lotus Evora	LM GTE Pro	Oskar Slingerland					
112	58 Luxury Racing	Ferrari F458 Italia	LM GTE Pro	Anthony Beltoise					
113	58 Luxury Racing	Ferrari F458 Italia	LM GTE Pro	Ralph Firman			1		
114	59 Luxury Racing	Ferrari F458 Italia	LM GTE Pro	Stephane Ortelli					
115	71 AF Corse	Ferrari F458 Italia	LM GTE Pro	Toni Vilander			3		
116	76 IMSA Performance Matmut	Porsche 911 RSR 997	LM GTE Pro	Wolf Henzler					
117	77 Team Felbermayr - Proton	Porsche 911 RSR 997	LM GTE Pro	Richard Lietz			2		
118	65 Lotus Jetalliance	Lotus Evora	LM GTE Pro	Jonathan Hirschi					
119	65 Lotus Jetalliance	Lotus Evora	LM GTE Pro	Johnny Mowlem					
120	67 IMSA Performance Matmut	Porsche 911 RSR 997	LM GTE Am	Nicolas Armindo					

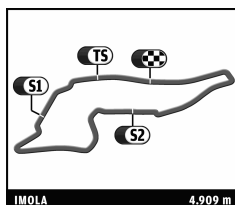
Published at

Track Status:

DRY

Stewards:

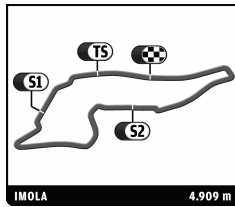
Timekeeper:



ILMC
6 HOURS OF IMOLA
After Warm Up

Final Classification by Driver Fastest Lap

Nr	Team	Car	Class	Driver	Time	Laps	Kph	Session
FLM								
93	Genoa Racing	FLM - Oreca - 09	FLM	Elton Julian	1:42.574	19	172.3	Qualifying Practice
99	JMB Racing	FLM - Oreca - 09	FLM	Nicolas Marroc	1:42.755	15	172.0	Qualifying Practice
95	Pegasus Racing	FLM - Oreca - 09	FLM	Patrick Simon	1:43.285	27	171.1	Qualifying Practice
91	Hope Racing	FLM - Oreca - 09	FLM	Shanqi Zhang	1:44.550	25	169.0	Qualifying Practice
91	Hope Racing	FLM - Oreca - 09	FLM	Luca Moro	1:45.310	23	167.8	Free Practice 3
93	Genoa Racing	FLM - Oreca - 09	FLM	Jens Petersen	1:45.451	23	167.6	Free Practice 1
92	Neil Garner Motorsport	FLM - Oreca - 09	FLM	Phil Keen	1:45.589	29	167.4	Free Practice 3
99	JMB Racing	FLM - Oreca - 09	FLM	Kyle Marcelli	1:46.297	16	166.3	Free Practice 3
95	Pegasus Racing	FLM - Oreca - 09	FLM	Mirco Schultis	1:46.493	26	165.9	Warm Up
99	JMB Racing	FLM - Oreca - 09	FLM	Chapman Ducote	1:46.635	38	165.7	Free Practice 3
95	Pegasus Racing	FLM - Oreca - 09	FLM	Julien Schell	1:47.953	17	163.7	Free Practice 1
91	Hope Racing	FLM - Oreca - 09	FLM	Tor Graves	1:49.088	23	162.0	Free Practice 1
93	Genoa Racing	FLM - Oreca - 09	FLM	Christian Zugel	1:49.981	23	160.7	Free Practice 1
92	Neil Garner Motorsport	FLM - Oreca - 09	FLM	John Hartshorne	1:56.202	28	152.1	Free Practice 1
92	Neil Garner Motorsport	FLM - Oreca - 09	FLM	Steve Keating	2:10.501	15	135.4	Free Practice 2
LM GTE Am								
63	Proton Competition	Porsche 911 RSR 997	LM GTE Am	Patrick Long	1:45.650	25	167.3	Qualifying Practice
61	AF Corse	Ferrari F430	LM GTE Am	Marco Cioci	1:45.906	28	166.9	Qualifying Practice
57	Krohn Racing	Ferrari F430	LM GTE Am	Michele Rugolo	1:46.219	41	166.4	Qualifying Practice
67	IMSA Performance Matmut	Porsche 911 RSR 997	LM GTE Am	Nicolas Armindo	1:46.283	40	166.3	Qualifying Practice
50	Larbre Competition	Corvette C6-ZR1	LM GTE Am	Julien Canal	1:46.614	34	165.8	Qualifying Practice
82	CRS Racing	Ferrari F430	LM GTE Am	Adam Christodoulou	1:46.798	33	165.5	Qualifying Practice
61	AF Corse	Ferrari F430	LM GTE Am	Stéphane Lemeret	1:47.508	16	164.4	Warm Up
62	CRS Racing	Ferrari F430	LM GTE Am	Roger Wills	1:48.176	33	163.4	Qualifying Practice
88	Team Felbermayr-Proton	Porsche 911 RSR 997	LM GTE Am	Horst Felbermayr Jr.	1:48.197	36	163.3	Qualifying Practice
57	Krohn Racing	Ferrari F430	LM GTE Am	Niclas Jonsson	1:48.554	22	162.8	Warm Up
82	CRS Racing	Ferrari F430	LM GTE Am	Phil Quaife	1:48.572	24	162.8	Free Practice 3
63	Proton Competition	Porsche 911 RSR 997	LM GTE Am	Gianluca Roda	1:48.910	30	162.3	Warm Up
67	IMSA Performance Matmut	Porsche 911 RSR 997	LM GTE Am	Raymond Narac	1:49.079	35	162.0	Warm Up
50	Larbre Competition	Corvette C6-ZR1	LM GTE Am	Gabriele Gardel	1:49.399	16	161.5	Warm Up
50	Larbre Competition	Corvette C6-ZR1	LM GTE Am	Patrick Bornhauser	1:49.523	15	161.4	Free Practice 3
88	Team Felbermayr-Proton	Porsche 911 RSR 997	LM GTE Am	Christian Ried	1:49.720	28	161.1	Free Practice 3
57	Krohn Racing	Ferrari F430	LM GTE Am	Tracy Krohn	1:49.851	19	160.9	Free Practice 3
62	CRS Racing	Ferrari F430	LM GTE Am	Pierre Ehret	1:50.086	17	160.5	Warm Up
82	CRS Racing	Ferrari F430	LM GTE Am	Klaas Hummel	1:50.579	30	159.8	Warm Up
61	AF Corse	Ferrari F430	LM GTE Am	Piergiuseppe Perazzini	1:50.824	24	159.5	Warm Up
62	CRS Racing	Ferrari F430	LM GTE Am	Shaun Lynn	1:52.280	32	157.4	Warm Up
LM GTE Pro								
55	BMW Motorsport	BMW M3	LM GTE Pro	Jorg Muller	1:44.468	32	169.2	Qualifying Practice
56	BMW Motorsport	BMW M3	LM GTE Pro	Dirk Werner	1:44.683	38	168.8	Qualifying Practice
71	AF Corse	Ferrari F458 Italia	LM GTE Pro	Jaime Melo	1:44.691	31	168.8	Qualifying Practice
59	Luxury Racing	Ferrari F458 Italia	LM GTE Pro	Frederic Makowiecki	1:44.725	29	168.8	Qualifying Practice
66	JMW Motorsport	Ferrari F458 Italia	LM GTE Pro	Rob Bell	1:44.730	32	168.7	Qualifying Practice
77	Team Felbermayr - Proton	Porsche 911 RSR 997	LM GTE Pro	Richard Lietz	1:44.895	29	168.5	Qualifying Practice
51	AF Corse	Ferrari F458 Italia	LM GTE Pro	Giancarlo Fisichella	1:45.130	52	168.1	Qualifying Practice
55	BMW Motorsport	BMW M3	LM GTE Pro	Augusto Farfus	1:45.208	39	168.0	Warm Up
89	Hankook Team Farmbacher	Ferrari F458 Italia	LM GTE Pro	Dominik Farnbacher	1:45.384	43	167.7	Qualifying Practice
76	IMSA Performance Matmut	Porsche 911 RSR 997	LM GTE Pro	Patrick Pilet	1:45.467	46	167.6	Qualifying Practice
59	Luxury Racing	Ferrari F458 Italia	LM GTE Pro	Stephane Ortelli	1:45.690	31	167.2	Free Practice 3
75	Prospeed Competition	Porsche 911 RSR 997	LM GTE Pro	Marco Holzer	1:45.767	47	167.1	Qualifying Practice
58	Luxury Racing	Ferrari F458 Italia	LM GTE Pro	Ralph Firman	1:45.779	17	167.1	Qualifying Practice
79	Jota	Aston Martin Vantage	LM GTE Pro	Sam Hancock	1:45.841	38	167.0	Qualifying Practice
89	Hankook Team Farmbacher	Ferrari F458 Italia	LM GTE Pro	Allan Simonsen	1:46.156	36	166.5	Warm Up
56	BMW Motorsport	BMW M3	LM GTE Pro	Pedro Lamy	1:46.407	41	166.1	Warm Up
77	Team Felbermayr - Proton	Porsche 911 RSR 997	LM GTE Pro	Marc Lieb	1:46.419	39	166.1	Warm Up
71	AF Corse	Ferrari F458 Italia	LM GTE Pro	Toni Vilander	1:46.466	32	166.0	Free Practice 3



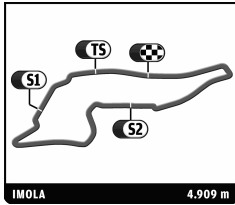
ILMC

6 HOURS OF IMOLA

After Warm Up

Final Classification by Driver Fastest Lap

Nr	Team	Car	Class	Driver	Time	Laps	Kph	Session
76	IMSA Performance Matmut	Porsche 911 RSR 997	LM GTE Pro	Wolf Henzler	1:46.708	29	165.6	Free Practice 3
66	JMW Motorsport	Ferrari F458 Italia	LM GTE Pro	James Walker	1:46.986	37	165.2	Free Practice 3
58	Luxury Racing	Ferrari F458 Italia	LM GTE Pro	Anthony Beltoise	1:47.609	23	164.2	Free Practice 3
75	Prospeed Competition	Porsche 911 RSR 997	LM GTE Pro	Marc Goossens	1:47.748	38	164.0	Warm Up
58	Luxury Racing	Ferrari F458 Italia	LM GTE Pro	François Jakubowski	1:48.432	15	163.0	Warm Up
51	AF Corse	Ferrari F458 Italia	LM GTE Pro	Gianmaria Bruni	1:48.717	15	162.6	Free Practice 3
79	Jota	Aston Martin Vantage	LM GTE Pro	Simon Dolan	1:48.906	29	162.3	Warm Up
65	Lotus Jetalliance	Lotus Evora	LM GTE Pro	Jonathan Hirschi	1:49.037	18	162.1	Qualifying Practice
64	Lotus Jetalliance	Lotus Evora	LM GTE Pro	Lukas Lichtner-Hoyer	1:50.053	23	160.6	Qualifying Practice
65	Lotus Jetalliance	Lotus Evora	LM GTE Pro	James Rossiter	1:52.009	15	157.8	Free Practice 3
64	Lotus Jetalliance	Lotus Evora	LM GTE Pro	Martin Rich	1:52.880	15	156.6	Warm Up
64	Lotus Jetalliance	Lotus Evora	LM GTE Pro	Oskar Slingerland	1:54.667	14	154.1	Free Practice 3
65	Lotus Jetalliance	Lotus Evora	LM GTE Pro	Johnny Mowlem	1:59.251	6	148.2	Free Practice 3
LM P1								
7	Peugeot Sport Total	Peugeot 908	LM P1	Anthony Davidson	1:31.736	47	192.6	Qualifying Practice
1	Audi Sport Team Joest	Audi R18 TDI	LM P1	Marcel Fassler	1:32.354	39	191.4	Qualifying Practice
8	Peugeot Sport Total	Peugeot 908	LM P1	Stephane Sarrazin	1:32.732	48	190.6	Qualifying Practice
2	Audi Sport Team Joest	Audi R18 TDI	LM P1	Allan McNish	1:32.974	32	190.1	Qualifying Practice
8	Peugeot Sport Total	Peugeot 908	LM P1	Franck Montagny	1:33.847	42	188.3	Warm Up
7	Peugeot Sport Total	Peugeot 908	LM P1	Sebastien Bourdais	1:34.227	50	187.6	Free Practice 1
2	Audi Sport Team Joest	Audi R18 TDI	LM P1	Tom Kristensen	1:34.481	49	187.0	Warm Up
1	Audi Sport Team Joest	Audi R18 TDI	LM P1	Timo Bernhard	1:34.723	41	186.6	Free Practice 1
15	Oak Racing	Oak Pescarolo - Judd	LM P1	Guillaume Moreau	1:34.746	58	186.5	Qualifying Practice
12	Rebellion Racing	Lola B10/60 Coupe - Toyota	LM P1	Neel Jani	1:35.047	39	185.9	Qualifying Practice
13	Rebellion Racing	Lola B10/60 Coupe - Toyota	LM P1	Andrea Belicchi	1:35.700	24	184.7	Qualifying Practice
16	Pescarolo Team	Pescarolo - Judd	LM P1	Emmanuel Collard	1:35.996	30	184.1	Qualifying Practice
23	MIK Corse	Zytek 09	LM P1	Maximo Cortes	1:36.084	16	183.9	Qualifying Practice
16	Pescarolo Team	Pescarolo - Judd	LM P1	Julien Jousse	1:37.143	17	181.9	Warm Up
13	Rebellion Racing	Lola B10/60 Coupe - Toyota	LM P1	Jean Christophe Boullion	1:37.608	28	181.1	Warm Up
15	Oak Racing	Oak Pescarolo - Judd	LM P1	Pierre Ragues	1:37.846	37	180.6	Free Practice 3
12	Rebellion Racing	Lola B10/60 Coupe - Toyota	LM P1	Nicolas Prost	1:38.011	32	180.3	Warm Up
23	MIK Corse	Zytek 09	LM P1	Giacomo Piccini	1:38.269	17	179.8	Free Practice 1
16	Pescarolo Team	Pescarolo - Judd	LM P1	Christophe Tinseau	1:41.008	22	175.0	Warm Up
23	MIK Corse	Zytek 09	LM P1	Ferdinando Geri	1:41.220	18	174.6	Warm Up
LM P2								
46	TDS Racing	Oreca 03 - Nissan	LM P2	Mathias Beche	1:37.208	26	181.8	Qualifying Practice
45	Boutsen Energy Racing	Oreca 03 - Nissan	LM P2	Dominik Kraihamer	1:37.476	42	181.3	Qualifying Practice
42	Strakka Racing	HPD ARX -01d	LM P2	Danny Watts	1:38.118	21	180.1	Qualifying Practice
26	Signatech Nissan	Oreca 03 - Nissan	LM P2	Soheil Ayari	1:38.351	27	179.7	Qualifying Practice
41	Greaves Motorsport	Zytek Z11SN - Nissan	LM P2	Tom Kimber-Smith	1:38.533	33	179.4	Qualifying Practice
33	Level 5 Motorsports	Lola Coupe - HPD	LM P2	Christophe Bouchut	1:38.959	22	178.6	Qualifying Practice
40	Race Performance	Oreca 03 - Judd	LM P2	Ralph Meichtry	1:38.991	12	178.5	Qualifying Practice
49	Oak Racing	Oak Pescarolo - Judd	LM P2	Alexandre Premat	1:39.130	36	178.3	Qualifying Practice
39	Pecom Racing	Lola B11/40 - Judd	LM P2	Pierre Kaffer	1:39.198	36	178.2	Qualifying Practice
39	Pecom Racing	Lola B11/40 - Judd	LM P2	Matias Russo	1:39.654	17	177.3	Free Practice 3
44	Extreme Limite AM Paris	Norma M200P - Judd	LM P2	Fabien Rosier	1:39.848	54	177.0	Qualifying Practice
46	TDS Racing	Oreca 03 - Nissan	LM P2	Jody Firth	1:39.874	32	176.9	Warm Up
35	Oak Racing	Oak Pescarolo - Judd	LM P2	Andrea Barlesi	1:40.146	32	176.5	Qualifying Practice
45	Boutsen Energy Racing	Oreca 03 - Nissan	LM P2	Nicolas de Crem	1:40.433	29	176.0	Free Practice 3
43	RLR Msport	MG Lola EX265 - Judd	LM P2	Rob Garofall	1:40.543	24	175.8	Qualifying Practice
40	Race Performance	Oreca 03 - Judd	LM P2	Michel Frey	1:40.627	35	175.6	Warm Up
36	RML	HPD ARX -01d	LM P2	Tommy Erdos	1:40.642	33	175.6	Qualifying Practice
41	Greaves Motorsport	Zytek Z11SN - Nissan	LM P2	Olivier Lombard	1:40.833	19	175.3	Warm Up
26	Signatech Nissan	Oreca 03 - Nissan	LM P2	Franck Mailleux	1:41.105	29	174.8	Warm Up
26	Signatech Nissan	Oreca 03 - Nissan	LM P2	Lucas Ordoñez	1:41.210	19	174.6	Warm Up
42	Strakka Racing	HPD ARX -01d	LM P2	Jonny Kane	1:41.529	12	174.1	Warm Up
41	Greaves Motorsport	Zytek Z11SN - Nissan	LM P2	Karim Ojeh	1:41.916	22	173.4	Warm Up
40	Race Performance	Oreca 03 - Judd	LM P2	Marc Rostan	1:42.566	17	172.3	Free Practice 3
46	TDS Racing	Oreca 03 - Nissan	LM P2	Pierre Thiriet	1:42.676	39	172.1	Free Practice 1
39	Pecom Racing	Lola B11/40 - Judd	LM P2	Luis Perez Companc	1:42.790	17	171.9	Free Practice 3
33	Level 5 Motorsports	Lola Coupe - HPD	LM P2	Scott Tucker	1:43.433	27	170.9	Free Practice 1



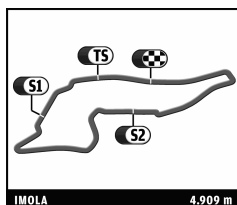
ILMC
6 HOURS OF IMOLA
 After Warm Up

Final Classification by Driver Fastest Lap

Nr	Team	Car	Class	Driver	Time	Laps	Kph	Session
49	Oak Racing	Oak Pescarolo - Judd	LM P2	Jacques Nicolet	1:43.864	34	170.1	Warm Up
35	Oak Racing	Oak Pescarolo - Judd	LM P2	Patrice Lafargue	1:44.443	24	169.2	Warm Up
43	RLR Msport	MG Lola EX265 - Judd	LM P2	Barry Gates	1:44.995	28	168.3	Warm Up
44	Extreme Limite AM Paris	Norma M200P - Judd	LM P2	Maurice Basso	1:45.122	22	168.1	Warm Up
36	RML	HPD ARX -01d	LM P2	Mike Newton	1:45.419	16	167.6	Warm Up
33	Level 5 Motorsports	Lola Coupe - HPD	LM P2	Joao Barbosa	1:46.066	13	166.6	Free Practice 3
35	Oak Racing	Oak Pescarolo - Judd	LM P2	Frederic Da Rocha	1:46.604	18	165.8	Warm Up
42	Strakka Racing	HPD ARX -01d	LM P2	Nick Leventis	1:46.629	13	165.7	Warm Up
36	RML	HPD ARX -01d	LM P2	Ben Collins	1:46.925	21	165.3	Free Practice 3
43	RLR Msport	MG Lola EX265 - Judd	LM P2	Simon Phillips	1:47.033	26	165.1	Free Practice 3

Published at:

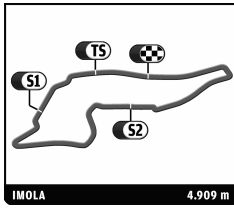
Stewards:	Timekeeper:
------------------	--------------------



ILMC
6 HOURS OF IMOLA
Warm Up

Best Sector Times

SECTOR 1			SECTOR 2		SECTOR 3		Pos	Team	Ideal Lap	Best Lap
Pos	Driver	Time	Driver	Time	Driver	Time				
1	7 S.Bourdais	19.395	1 M.Fassler	38.857	8 F.Montagny	34.923	1	8 Peugeot Sport Total	1'33.629	1:33.847 (1)
2	8 F.Montagny	19.577	2 T.Kristensen	39.111	1 T.Bernhard	34.962	2	1 Audi Sport Team Joest	1'33.756	1:34.770 (4)
3	2 A.McNish	19.816	8 F.Montagny	39.129	7 S.Bourdais	34.979	3	7 Peugeot Sport Total	1'33.815	1:34.595 (3)
4	1 T.Bernhard	19.937	7 S.Bourdais	39.441	2 T.Kristensen	35.217	4	2 Audi Sport Team Joest	1'34.144	1:34.481 (2)
5	16 J.Jousse	20.331	15 G.Moreau	40.317	12 N.Jani	35.829	5	16 Pescarolo Team	1'37.143	1:37.143 (5)
6	12 N.Prost	20.381	45 D.Kraihamer	40.573	13 J.Boullion	35.962	6	12 Rebellion Racing	1'37.194	1:37.358 (6)
7	13 J.Boullion	20.657	16 J.Jousse	40.637	16 J.Jousse	36.175	7	13 Rebellion Racing	1'37.330	1:37.608 (8)
8	15 G.Moreau	20.755	13 J.Boullion	40.711	15 G.Moreau	36.259	8	15 Oak Racing	1'37.331	1:37.471 (7)
9	45 D.Kraihamer	20.994	46 J.Firth	40.817	23 F.Geri	36.701	9	45 Boutsen Energy Racing	1'38.573	1:39.040 (9)
10	46 J.Firth	21.050	12 N.Jani	40.984	49 A.Premat	36.971	10	46 TDS Racing	1'38.909	1:39.874 (10)
11	23 F.Geri	21.146	26 F.Mailleux	41.004	45 D.Kraihamer	37.006	11	26 Signatech Nissan	1'39.398	1:41.105 (15)
12	40 M.Rostan	21.163	41 O.Lombard	41.237	46 J.Firth	37.042	12	40 Race Performance	1'40.145	1:40.627 (12)
13	26 L.Ordoñez	21.182	39 M.Russo	41.826	42 J.Kane	37.055	13	23 MIK Corse	1'40.213	1:41.220 (16)
14	49 A.Premat	21.290	40 M.Frey	41.910	40 M.Frey	37.072	14	49 Oak Racing	1'40.275	1:40.573 (11)
15	39 P.Kaffer	21.389	49 A.Premat	42.014	39 P.Kaffer	37.141	15	41 Greaves Motorsport	1'40.303	1:40.833 (14)
16	41 K.Ojje	21.545	23 F.Geri	42.366	26 F.Mailleux	37.212	16	39 Pecom Racing	1'40.356	1:40.705 (13)
17	36 T.Erdos	21.575	42 J.Kane	42.391	41 O.Lombard	37.521	17	42 Strakka Racing	1'41.357	1:41.529 (17)
18	35 P.Lafargue	21.759	33 S.Tucker	42.595	33 S.Tucker	37.892	18	36 RML	1'42.121	1:42.525 (18)
19	33 S.Tucker	21.867	36 T.Erdos	42.612	36 T.Erdos	37.934	19	33 Level 5 Motorsports	1'42.354	1:43.521 (19)
20	42 J.Kane	21.911	43 B.Gates	42.991	43 B.Gates	38.051	20	43 RLR Msport	1'43.018	1:44.995 (21)
21	43 B.Gates	21.976	35 P.Lafargue	43.553	44 M.Basso	38.573	21	35 Oak Racing	1'44.091	1:44.443 (20)
22	44 M.Basso	22.057	93 J.Petersen	44.041	55 A.Farfus	38.665	22	44 Extreme Limite AM Paris	1'44.702	1:45.122 (22)
23	95 M.Schultis	22.069	91 L.Moro	44.044	35 F.Da Rocha	38.779	23	55 BMW Motorsport	1'45.013	1:45.208 (23)
24	89 A.Simonsen	22.200	44 M.Basso	44.072	51 G.Bruni	38.796	24	93 Genoa Racing	1'45.118	1:46.029 (27)
25	93 J.Petersen	22.208	55 J.Muller	44.133	93 J.Petersen	38.869	25	51 AF Corse	1'45.197	1:45.357 (24)
26	55 A.Farfus	22.215	51 G.Fischella	44.143	71 J.Melo	38.950	26	91 Hope Racing	1'45.600	1:46.405 (29)
27	77 M.Lieb	22.251	56 D.Werner	44.311	56 D.Werner	39.032	27	71 AF Corse	1'45.601	1:45.876 (26)
28	51 G.Fischella	22.258	66 R.Bell	44.314	66 R.Bell	39.054	28	56 BMW Motorsport	1'45.732	1:45.732 (25)
29	76 P.Pilet	22.268	71 J.Melo	44.356	89 A.Simonsen	39.068	29	89 Hankook Team Farmbacher	1'45.782	1:46.156 (28)
30	71 J.Melo	22.295	76 P.Pilet	44.467	77 M.Lieb	39.089	30	77 Team Felbermayr - Proton	1'45.827	1:46.419 (30)
31	56 D.Werner	22.389	77 R.Lietz	44.487	63 P.Long	39.104	31	66 JMW Motorsport	1'46.019	1:46.521 (34)
32	91 L.Moro	22.423	59 F.Makowiecki	44.498	91 L.Moro	39.133	32	76 IMSA Performance Matmut	1'46.028	1:46.732 (37)
33	59 F.Makowiecki	22.455	89 A.Simonsen	44.514	75 M.Holzer	39.170	33	59 Luxury Racing	1'46.318	1:46.530 (35)
34	75 M.Holzer	22.516	95 M.Schultis	44.528	79 S.Hancock	39.248	34	95 Pegasus Racing	1'46.319	1:46.493 (33)
35	63 P.Long	22.549	79 S.Hancock	44.617	76 P.Pilet	39.293	35	75 Prospeed Competition	1'46.432	1:46.432 (31)
36	79 S.Hancock	22.624	75 M.Holzer	44.746	61 S.Lemeret	39.327	36	63 Proton Competition	1'46.451	1:46.451 (32)
37	66 R.Bell	22.651	63 P.Long	44.798	59 F.Makowiecki	39.365	37	79 Jota	1'46.489	1:46.721 (36)
38	57 N.Jonsson	22.737	61 S.Lemeret	45.409	57 N.Jonsson	39.429	38	61 AF Corse	1'47.508	1:47.508 (38)
39	61 S.Lemeret	22.772	57 N.Jonsson	45.559	99 C.Ducote	39.429	39	57 Krohn Racing	1'47.725	1:48.554 (40)
40	67 R.Narac	22.823	99 C.Ducote	45.859	58 F.Jakubowski	39.521	40	58 Luxury Racing	1'48.407	1:48.432 (39)
41	65 J.Rossiter	22.920	58 F.Jakubowski	45.922	95 M.Schultis	39.722	41	99 JMB Racing	1'48.497	1:49.654 (43)
42	58 F.Jakubowski	22.964	62 P.Ehret	46.151	50 G.Gardel	39.745	42	50 Larbre Competition	1'48.936	1:49.399 (42)
43	50 G.Gardel	22.977	50 G.Gardel	46.214	67 R.Narac	39.865	43	67 IMSA Performance Matmut	1'49.015	1:49.079 (41)
44	88 C.Ried	23.001	65 J.Rossiter	46.265	62 P.Ehret	39.919	44	62 CRS Racing	1'49.299	1:50.086 (44)
45	82 K.Hummel	23.150	67 R.Narac	46.327	65 J.Rossiter	40.319	45	65 Lotus Jettalliance	1'49.504	1:52.586 (47)
46	99 C.Ducote	23.209	82 K.Hummel	46.727	88 C.Ried	40.319	46	82 CRS Racing	1'50.204	1:50.579 (45)
47	62 P.Ehret	23.229	88 C.Ried	47.592	82 K.Hummel	40.327	47	88 Team Felbermayr-Proton	1'50.912	1:51.394 (46)
48	64 M.Rich	23.719	64 M.Rich	47.605	64 M.Rich	41.382	48	64 Lotus Jettalliance	1'52.706	1:52.880 (48)



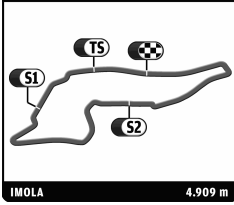
ILMC

6 HOURS OF IMOLA

After Warm Up

Event maximum speed

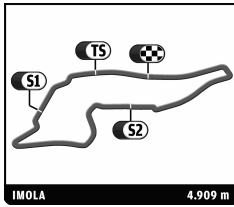
Team	Car	Class	Driver	Top Speed	Lap	Session
7 Peugeot Sport Total	Peugeot 908	LM P1	Sebastien Bourdais	300.0	7	Free Practice 1
8 Peugeot Sport Total	Peugeot 908	LM P1	Franck Montagny	300.0	6	Free Practice 1
2 Audi Sport Team Joest	Audi R18 TDI	LM P1	Allan McNish	293.5	6	Qualifying Practice
1 Audi Sport Team Joest	Audi R18 TDI	LM P1	Timo Bernhard	291.1	9	Free Practice 3
16 Pescarolo Team	Pescarolo - Judd	LM P1	Emmanuel Collard	288.0	15	Free Practice 1
12 Rebellion Racing	Lola B10/60 Coupe - Toyota	LM P1	Neel Jani	285.0	5	Qualifying Practice
13 Rebellion Racing	Lola B10/60 Coupe - Toyota	LM P1	Jean Christophe Boullion	283.5	8	Warm Up
23 MKK Corse	Zytek 09	LM P1	Maximo Cortes	280.5	4	Qualifying Practice
15 Oak Racing	Oak Pescarolo - Judd	LM P1	Guillaume Moreau	276.9	16	Free Practice 1
49 Oak Racing	Oak Pescarolo - Judd	LM P2	Alexandre Premat	274.1	22	Free Practice 1
35 Oak Racing	Oak Pescarolo - Judd	LM P2	Andrea Barlesi	272.0	4	Qualifying Practice
40 Race Performance	Oreca 03 - Judd	LM P2	Ralph Meichtry	271.4	5	Qualifying Practice
41 Greaves Motorsport	Zytek Z11SN - Nissan	LM P2	Tom Kimber-Smith	268.0	7	Free Practice 1
44 Extreme Limite AM Paris	Norma M200P - Judd	LM P2	Fabien Rosier	268.0	4	Qualifying Practice
45 Boutsen Energy Racing	Oreca 03 - Nissan	LM P2	Dominik Kraihamer	268.0	5	Qualifying Practice
26 Signatech Nissan	Oreca 03 - Nissan	LM P2	Lucas Ordoñez	267.3	20	Free Practice 1
46 TDS Racing	Oreca 03 - Nissan	LM P2	Jody Firth	267.3	21	Free Practice 1
42 Strakka Racing	HPD ARX -01d	LM P2	Danny Watts	266.7	4	Qualifying Practice
95 Pegasus Racing	FLM - Oreca - 09	FLM	Patrick Simon	266.7	4	Qualifying Practice
91 Hope Racing	FLM - Oreca - 09	FLM	Shanqi Zhang	266.0	3	Qualifying Practice
36 RML	HPD ARX -01d	LM P2	Tommy Erdos	265.4	4	Qualifying Practice
92 Neil Garner Motorsport	FLM - Oreca - 09	FLM	Phil Keen	264.1	8	Free Practice 1
99 JMB Racing	FLM - Oreca - 09	FLM	Nicolas Marroc	263.4	4	Qualifying Practice
33 Level 5 Motorsports	Lola Coupe - HPD	LM P2	Christophe Bouchut	262.8	24	Free Practice 3
67 IMSA Performance Matmut	Porsche 911 RSR 997	LM GTE Am	Nicolas Armindo	262.8	4	Qualifying Practice
39 Pecom Racing	Lola B11/40 - Judd	LM P2	Pierre Kaffer	262.1	4	Qualifying Practice
50 Larbre Competition	Corvette C6-ZR1	LM GTE Am	Julien Canal	262.1	5	Qualifying Practice
55 BMW Motorsport	BMW M3	LM GTE Pro	Jorg Muller	262.1	3	Qualifying Practice
76 IMSA Performance Matmut	Porsche 911 RSR 997	LM GTE Pro	Patrick Pilet	262.1	3	Qualifying Practice
93 Genoa Racing	FLM - Oreca - 09	FLM	Jens Petersen	262.1	6	Warm Up
56 BMW Motorsport	BMW M3	LM GTE Pro	Dirk Werner	261.5	4	Qualifying Practice
63 Proton Competition	Porsche 911 RSR 997	LM GTE Am	Patrick Long	261.5	4	Qualifying Practice
77 Team Felbermayr - Proton	Porsche 911 RSR 997	LM GTE Pro	Richard Lietz	261.5	4	Qualifying Practice
82 CRS Racing	Ferrari F430	LM GTE Am	Adam Christodoulou	260.9	5	Qualifying Practice
57 Krohn Racing	Ferrari F430	LM GTE Am	Michele Rugolo	260.2	4	Qualifying Practice
62 CRS Racing	Ferrari F430	LM GTE Am	Roger Wills	260.2	6	Qualifying Practice
75 Prospeed Competition	Porsche 911 RSR 997	LM GTE Pro	Marco Holzer	260.2	3	Qualifying Practice
88 Team Felbermayr-Proton	Porsche 911 RSR 997	LM GTE Am	Horst Felbermayr Jr.	260.2	4	Qualifying Practice
61 AF Corse	Ferrari F430	LM GTE Am	Marco Cioci	259.6	4	Qualifying Practice
64 Lotus Jetalliance	Lotus Evora	LM GTE Pro	Lukas Lichtner-Hoyer	259.6	6	Qualifying Practice
43 RLR Msport	MG Lola EX265 - Judd	LM P2	Rob Garofall	259.0	5	Qualifying Practice
71 AF Corse	Ferrari F458 Italia	LM GTE Pro	Jaime Melo	258.4	5	Warm Up
79 Jota	Aston Martin Vantage	LM GTE Pro	Sam Hancock	258.4	7	Qualifying Practice
59 Luxury Racing	Ferrari F458 Italia	LM GTE Pro	Frederic Makowiecki	257.8	21	Free Practice 1
89 Hankook Team Farmbacher	Ferrari F458 Italia	LM GTE Pro	Dominik Farnbacher	257.8	5	Qualifying Practice
58 Luxury Racing	Ferrari F458 Italia	LM GTE Pro	Ralph Firman	257.1	6	Qualifying Practice
65 Lotus Jetalliance	Lotus Evora	LM GTE Pro	Jonathan Hirschi	256.5	4	Qualifying Practice
66 JMW Motorsport	Ferrari F458 Italia	LM GTE Pro	Rob Bell	256.5	11	Free Practice 1
51 AF Corse	Ferrari F458 Italia	LM GTE Pro	Giancarlo Fisichella	255.9	18	Free Practice 1



ILMC
6 HOURS OF IMOLA
 Warm Up

Fastest Lap Sequence

Practice Time	Team	Car	Class	Driver	Time	Kph	Lap
3:34.715	8 Peugeot Sport Total	Peugeot 908	LM P1	Franck Montagny	1:41.031	174.9	2
3:38.944	7 Peugeot Sport Total	Peugeot 908	LM P1	Sebastien Bourdais	1:38.157	180.0	2
5:11.607	8 Peugeot Sport Total	Peugeot 908	LM P1	Franck Montagny	1:36.892	182.4	3
5:20.177	1 Audi Sport Team Joest	Audi R18 TDI	LM P1	Timo Bernhard	1:36.245	183.6	3
8:33.623	7 Peugeot Sport Total	Peugeot 908	LM P1	Sebastien Bourdais	1:35.853	184.4	5
10:09.273	7 Peugeot Sport Total	Peugeot 908	LM P1	Sebastien Bourdais	1:35.650	184.8	6
11:39.747	8 Peugeot Sport Total	Peugeot 908	LM P1	Franck Montagny	1:34.347	187.3	7
16:26.317	8 Peugeot Sport Total	Peugeot 908	LM P1	Franck Montagny	1:33.847	188.3	10

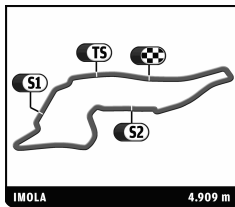


ILMC 6 HOURS OF IMOLA Warm Up

Sector Analysis

■ Personal Best
 ■ Session Best
 ■ B Crossing the finish line in pit lane

Lap	D	Time	Sector 1	Sector 2	Sector 3	T. Spd	Elapsed	Lap	D	Time	Sector 1	Sector 2	Sector 3	T. Spd	Elapsed
1 Audi Sport Team Joest Audi R18 TDI															
1. Timo Bernhard LM P1															
2. Marcel Fassler															
1	1	2:03.963	40.485	44.254	39.224	189.8	2:03.963	8	1	1:36.968	19.715	41.105	36.148	293.5	13:16.715
2	1	1:39.969	21.272	42.689	36.008	285.0	3:43.932	9	1	1:35.755	21.654	39.129	34.972	292.7	14:52.470
3	1	1:36.245	20.443	40.130	35.672	286.5	5:20.177	10	1	1:33.847	19.577	39.346	34.924	294.3	16:26.317
4	1	1:38.456	20.216	41.644	36.596	286.5	6:58.633	11	1	1:37.238	20.750	39.932	36.556	293.5	18:03.555
5	1	1:37.905	22.707	39.902	35.296	255.9	8:36.538	12	1	1:35.841	20.091	40.626	35.124	283.5	19:39.396
6	1	1:35.777	20.195	39.903	35.679	289.5	10:12.315	13	1	1:35.059	20.162	39.974	34.923	294.3	21:14.455
7	1	1:35.930	21.031	39.937	34.962	289.5	11:48.245								
8	1	1:34.770	19.937	39.381	35.452	288.8	13:23.015								
9	1	1:54.643 B	19.937	42.122	52.584	289.5	15:17.658								
10	2	2:36.458	1:16.870	42.631	36.957	210.9	17:54.116								
11	2	1:34.556	20.068	38.857	35.631	286.5	19:28.672								
12	2	1:35.738	20.408	40.120	35.210	289.5	21:04.410								
2 Audi Sport Team Joest Audi R18 TDI															
1. Tom Kristensen LM P1															
2. Allan McNish															
1	1	2:03.212	38.686	45.785	38.741	192.2	2:03.212								
2	1	1:42.327	21.669	43.749	36.909	281.2	3:45.539								
3	1	1:37.026	20.668	40.231	36.127	287.2	5:22.565								
4	1	1:37.403	20.483	40.419	36.501	286.5	6:59.968								
5	1	1:40.032	21.902	42.089	36.041	288.8	8:40.000								
6	1	1:37.634	20.264	41.757	35.613	288.8	10:17.634								
7	1	1:35.811	20.179	40.415	35.217	285.7	11:53.445								
8	1	1:34.481	19.980	39.204	35.297	286.5	13:27.926								
9	1	1:50.984 B	20.008	39.111	51.865	288.0	15:18.910								
10	2	2:29.683	1:12.341	41.702	35.640	212.6	17:48.593								
11	2	1:35.803	19.816	39.534	36.453	288.0	19:24.396								
12	2	1:36.227	20.792	39.871	35.564	288.8	21:00.623								
7 Peugeot Sport Total Peugeot 908															
1. Sebastien Bourdais LM P1															
2. Anthony Davidson															
1	1	2:00.787	33.314	48.009	39.464	183.1	2:00.787								
2	1	1:38.157	21.783	40.818	35.556	279.8	3:38.944								
3	1	1:38.000	20.455	42.145	35.400	293.5	5:16.944								
4	1	1:40.826	20.649	44.295	35.882	271.4	6:57.770								
5	1	1:35.853	19.970	40.429	35.454	293.5	8:33.623								
6	1	1:35.650	19.894	40.427	35.329	295.9	10:09.273								
7	1	1:35.572	20.874	39.719	34.979	282.7	11:44.845								
8	1	1:37.086	21.680	39.881	35.525	291.1	13:21.931								
9	1	1:36.032	20.405	40.428	35.199	292.7	14:57.963								
10	1	1:35.165	20.351	39.578	35.236	277.6	16:33.128								
11	1	1:34.338	19.476	39.951	34.911	296.7	18:07.466								
12	1	1:37.582	21.292	40.559	35.731	296.7	19:45.048								
13	1	1:34.595	19.395	39.441	35.759	296.7	21:19.643								
8 Peugeot Sport Total Peugeot 908															
1. Franck Montagny LM P1															
2. Stephane Sarrazin															
1	1	1:53.684	28.631	45.853	39.200	184.3	1:53.684								
2	1	1:41.031	22.249	42.298	36.484	254.7	3:34.715								
3	1	1:36.892	21.039	39.871	35.982	264.1	5:11.607								
4	1	1:40.347	22.282	42.162	35.903	281.2	6:51.954								
5	1	1:36.870	20.154	41.495	35.221	282.7	8:28.824								
6	1	1:36.576	20.657	39.853	36.066	295.1	10:05.400								
7	1	1:34.347	19.838	39.226	35.283	292.7	11:39.747								
12 Rebellion Racing Lola B10/60 Coupe - Toyota															
1. Neel Jani LM P1															
2. Nicolas Prost															
1	2	3:11.743	1:46.520	47.299	37.924	164.6	3:11.743								
2	2	1:44.916	22.418	43.994	38.504	259.0	4:56.659								
3	2	1:42.594	23.209	42.783	36.602	229.8	6:39.253								
4	2	1:40.279	20.742	42.097	37.440	281.2	8:19.532								
5	2	1:39.948	21.060	42.877	36.011	276.2	9:59.480								
6	2	1:38.011	20.381	41.662	35.968	281.2	11:37.491								
7	2	1:40.995	20.789	42.183	38.023	271.4	13:18.486								
8	2	2:52.735 B	21.233	41.157	1:50.345	283.5	16:11.221								
9	1	1:57.530	37.385	43.017	37.128	195.3	18:08.751								
10	1	1:44.021	20.728	43.456	39.837	284.2	19:52.772								
11	1	1:37.358	20.545	40.984	35.829	283.5	21:30.130								
13 Rebellion Racing Lola B10/60 Coupe - Toyota															
1. Andrea Belicchi LM P1															
2. Jean Christophe Boullion															
1	2	3:14.513	1:46.013	48.803	39.697	164.9	3:14.513								
2	2	1:45.334	22.080	44.585	38.669	264.7	4:59.847								
3	2	1:41.066	21.855	42.458	36.753	275.5	6:40.913								
4	2	1:40.080	21.039	42.613	36.428		8:20.993								
5	2	1:39.511	21.531	41.570	36.410	282.0	10:00.504								
6	2	1:37.608	20.823	40.711	36.074	282.0	11:38.112								
7	2	1:40.613	20.660	42.662	37.291	279.8	13:18.725								
8	2	1:39.282	21.239	41.120	36.923	283.5	14:58.007								
9	2	1:39.655	21.323	42.370	35.942	269.3	16:37.662								
10	2	2:20.715 B	20.657	40.778	1:19.280	277.6	18:58.377								
11	2	1:55.129	35.777	42.127	37.225	197.1	20:53.506								
15 Oak Racing Oak Pescarolo - Judd															
1. Pierre Ragues LM P1															
2. Guillaume Moreau															
1	2	3:06.054	1:41.362	45.305	39.387	181.8	3:06.054								
2	2	1:42.964	22.808	43.143	37.013	267.3	4:49.018								
3	2	1:37.689	20.794	40.441	36.454	272.7	6:26.707								
4	2	1:37.870	20.755	40.329	36.786	272.0	8:04.577								
5	2	1:37.471	20.895	40.317	36.259	271.4	9:42.048								
6	2	3:24.599 B	20.791	40.720	2:23.088	270.7	13:06.647								
7	1	1:55.333	35.778	42.654	36.901	199.3	15:01.980								
8	1	1:39.405	21.306	40.852	37.247	272.7	16:41.385								
9	1	1:38.866	21.159	40.892	36.815	272.7	18:20.251								
10	1	1:41.150	21.499	43.027	36.624	264.1	20:01.401								
16 Pescarolo Team Pescarolo - Judd															
1. Emmanuel Collard LM P1															
2. Christophe Tinseau															
3. Julien Jousse															
1	3	2:37.533	1:11.650	44.458	41.425	189.8	2:37.533								
2	3	1:41.392	21.184	43.022	37.186	279.1	4:18.925								
3	3	1:37.797	20.618	40.739	36.440	280.5	5:56.722								
4	3	1:39.004	21.640	41.038	36.326	284.2	7:35.726								
5	3	1:37.143	20.331	40.637	36.175	283.5	9:12.869								
6	3	2:46.784 B	20.390	40.748	1:45.646	282.7	11:59.653								



ILMC

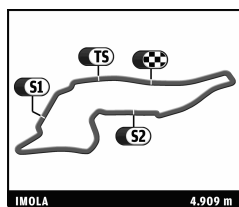
6 HOURS OF IMOLA

Warm Up

Sector Analysis

■ Personal Best
 ■ Session Best
 ■ Crossing the finish line in pit lane

Lap	D	Time	Sector 1	Sector 2	Sector 3	T. Spd	Elapsed	Lap	D	Time	Sector 1	Sector 2	Sector 3	T. Spd	Elapsed
7	2	1:59.439	38.781	42.808	37.850	193.2	13:59.092								
8	2	1:41.008	21.679	42.038	37.291	272.7	15:40.100								
9	2	1:40.799	21.061	42.860	36.878	285.0	17:20.899								
10	2	1:39.584	21.011	41.313	37.260	284.2	19:00.483								
11	2	1:39.997	20.929	42.217	36.851	286.5	20:40.480								
23		Mik Corse					Zytek 09	36		RML					HPD ARX -01d
		1. Maximo Cortes					LM P1			1. Tommy Erdos					LM P2
		2. Ferdinando Geri								2. Mike Newton					
				3. Giacomo Piccini											
1	2	2:55.321	1:27.422	47.702	40.197	193.2	2:55.321	1	1	2:15.300	46.449	48.695	40.156	185.9	2:15.300
2	2	1:41.220	21.886	42.633	36.701	270.7	4:36.541	2	1	1:44.853	22.624	43.640	38.589	255.3	4:00.153
3	2	6:03.551 B	21.146	42.366	5:00.039	276.9	10:40.092	3	1	1:42.525	21.774	42.817	37.934	259.6	5:42.678
4	2	2:07.213	42.757	45.188	39.268	154.3	12:47.305	4	1	3:32.844 B	21.575	42.612	2:28.657	259.0	9:15.522
5	2	1:45.149	21.908	44.257	38.984	270.7	14:32.454	5	2	2:04.576	38.906	45.934	39.736	176.5	11:20.098
6	2	1:43.865	22.240	43.666	37.959	253.5	16:16.319	6	2	1:45.419	22.301	44.187	38.931	256.5	13:05.517
7	2	1:47.710	22.639	46.121	38.950	257.1	18:04.029	7	2	3:22.216 B	22.641	45.301	2:14.274	258.4	16:27.733
8	2	1:49.341	22.517	46.145	40.679	260.9	19:53.370	8	3	2:01.864	38.216	45.134	38.514	184.0	18:29.597
9	2	1:46.160	22.497	45.130	38.533	246.0	21:39.530	9	3	1:42.704	21.821	42.762	38.121	260.9	20:12.301
26		Signatech Nissan					Oreca 03 - Nissan	39		Pecom Racing					Lola B11/40 - Judd
		1. Franck Mailleux					LM P2			1. Luis Perez Companc					LM P2
		2. Lucas Ordoñez								2. Matias Russo					
				3. Soheil Ayari											
1	2	2:06.216	38.578	47.793	39.845	169.5	2:06.216	1	3	3:05.320	1:32.843	50.416	42.061	157.4	3:05.320
2	2	1:42.823	22.121	42.784	37.918	262.1	3:49.039	2	3	1:50.126	23.646	46.806	39.674	248.8	4:55.446
3	2	1:41.210	21.567	41.795	37.848	260.2	5:30.249	3	3	1:40.934	21.843	41.950	37.141	257.8	6:36.380
4	2	1:41.559	21.840	42.086	37.633	246.0	7:11.808	4	3	1:42.229	22.560	41.828	37.841	259.6	8:18.609
5	2	1:44.391	21.182	42.616	40.593	262.1	8:56.199	5	3	1:40.705	21.469	42.043	37.193	257.1	9:59.314
6	2	1:45.621	21.764	45.843	38.014	262.1	10:41.820	6	3	1:41.959	21.389	42.087	38.483	257.1	11:41.273
7	2	3:09.244 B	23.909	43.297	2:02.038	260.9	13:51.064	7	3	3:04.955 B	21.996	42.312	2:00.647	256.5	14:46.228
8	1	2:01.157	37.945	43.940	39.272	191.5	15:52.221	8	2	1:59.420	38.694	42.815	37.911	190.8	16:45.648
9	1	1:42.744	22.317	41.688	38.739	263.4	17:34.965	9	2	1:42.089	21.599	42.547	37.943	256.5	18:27.737
10	1	1:39.897	21.681	41.004	37.212	260.9	19:14.862	10	2	1:40.708	21.466	41.826	37.416	255.3	20:08.445
11	1	1:41.105	21.441	41.330	38.334	262.1	20:55.967								
33		Level 5 Motorsports					Lola Coupe - HPD	40		Race Performance					Oreca 03 - Judd
		1. Scott Tucker					LM P2			1. Michel Frey					LM P2
		2. Christophe Bouchut								2. Ralph Meichtry					
				3. Joao Barbosa											
1	1	3:35.298	2:01.054	48.671	45.573	179.4	3:35.298	1	1	3:16.320	1:39.936	54.781	41.603	99.7	3:16.320
2	1	1:47.840	23.519	45.425	38.896	222.2	5:23.138	2	1	1:47.645	23.009	45.092	39.544	263.4	5:03.965
3	1	1:44.105	22.485	43.248	38.372	255.3	7:07.243	3	1	1:45.073	23.559	44.060	37.454	257.8	6:49.038
4	1	1:48.805	22.449	45.118	41.238	255.9	8:56.048	4	1	1:42.844	21.766	42.849	38.229	268.0	8:31.882
5	1	1:47.237	22.617	45.442	39.178	256.5	10:43.285	5	1	1:40.627	21.645	41.910	37.072	266.7	10:12.509
6	1	1:45.562	22.835	44.365	38.362	254.1	12:28.847	6	1	4:14.127 B	21.636	44.371	3:08.120	268.0	14:26.636
7	1	1:46.769	23.569	44.423	38.777	220.0	14:15.616	7	3	2:07.722	42.781	46.242	38.699	153.0	16:34.358
8	1	1:43.521	22.072	43.557	37.892	255.9	15:59.137	8	3	1:43.897	21.561	43.125	39.211	265.4	18:18.255
9	1	1:42.699	22.083	42.595	38.021	255.3	17:41.836	9	3	1:41.822	21.163	43.190	37.469	266.7	20:00.077
35		Oak Racing					Oak Pescarolo - Judd	41		Greaves Motorsport					Zytek Z11SN - Nissan
		1. Andrea Barlesi					LM P2			1. Karim Ojeh					LM P2
		2. Frederic Da Rocha								2. Olivier Lombard					
				3. Patrice Lafargue											
1	2	2:58.402	1:25.560	49.614	43.228	170.1	2:58.402	1	2	2:02.354	37.066	45.798	39.490	168.5	2:02.354
2	2	1:50.552	23.754	46.676	40.122	247.7	4:48.954	2	2	1:44.244	22.415	43.079	38.750	258.4	3:46.598
3	2	1:46.604	22.798	44.147	39.659	261.5	6:35.558	3	2	1:41.625	21.899	41.655	38.071	264.7	5:28.223
4	2	1:48.784	23.391	46.614	38.779	250.0	8:24.342	4	2	1:40.833	21.638	41.674	37.521	265.4	7:09.056
5	2	3:17.830 B	22.714	45.608	2:09.508	262.1	11:42.172	5	2	1:43.534	21.681	43.228	38.625	266.0	8:52.590
6	3	2:04.363	39.813	45.571	38.979	177.9	13:46.535	6	2	1:43.567	21.673	43.661	38.233	266.0	10:36.157
7	3	1:44.443	22.025	43.586	38.832	266.7	15:30.978	7	2	2:00.111 B	22.224	41.237	56.650	264.7	12:36.268
8	3	1:43.378	21.759	43.553	38.066	266.7	17:14.356	8	1	3:03.624	1:42.375	43.403	37.846	192.9	15:39.892
9	3	1:44.538	21.931	43.938	38.669	266.7	18:58.894	9	1	1:44.721	21.880	43.544	39.297	262.8	17:24.613
								10	1	1:42.401	22.198	42.558	37.645	263.4	19:07.014
								11	1	1:41.916	21.545	42.153	38.218	263.4	20:48.930
42		Strakka Racing					HPD ARX -01d	42		Strakka Racing					HPD ARX -01d
		1. Nick Leventis					LM P2			1. Nick Leventis					LM P2
		2. Danny Watts								2. Jonny Kane					
1	3	3:09.281	1:43.932	46.109	39.240	170.6	3:09.281	1	3	3:09.281	1:43.932	46.109	39.240	170.6	3:09.281
2	3	1:46.347	22.796	45.345	38.206	262.8	4:55.628	2	3	1:46.347	22.796	45.345	38.206	262.8	4:55.628

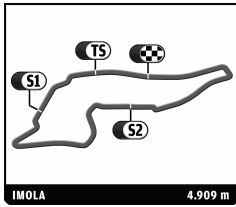


ILMC 6 HOURS OF IMOLA Warm Up

Sector Analysis

■ Personal Best
 ■ Session Best
 ■ Crossing the finish line in pit lane

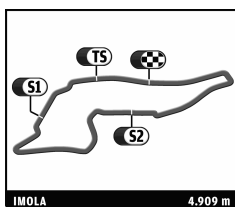
Lap	D	Time	Sector 1	Sector 2	Sector 3	T. Spd	Elapsed	Lap	D	Time	Sector 1	Sector 2	Sector 3	T. Spd	Elapsed
43 RLR Msport MG Lola EX265 - Judd LM P2 1. Barry Gates 3. Simon Phillips 2. Rob Garofall															
1	3	3:25.700	1:53.873	50.819	41.008	180.9	3:25.700								
2	3	1:47.671	22.834	44.952	39.885	253.5	5:13.371								
3	3	1:49.426	23.120	45.496	40.810	256.5	7:02.797								
4	3	3:09.367 B	22.786	44.880	2:01.701	251.7	10:12.164								
5	1	2:01.853	37.929	45.213	38.711	188.2	12:14.017								
6	1	1:44.995	22.438	43.636	38.921	254.7	13:59.012								
7	1	1:45.724	23.123	44.550	38.051	258.4	15:44.736								
8	1	1:44.036	21.976	43.882	38.178	257.1	17:28.772								
9	1	1:54.019	21.982	42.991	49.046	255.3	19:22.791								
10	1	1:46.016	22.621	44.592	38.803	254.1	21:08.807								
44 Extreme Limite AM Paris Norma M200P - Judd LM P2 1. Fabien Rosier 2. Maurice Basso															
1	1	2:34.851	1:03.896	49.729	41.226	141.7	2:34.851								
2	1	1:47.065	23.052	44.760	39.253	242.7	4:21.916								
3	1	3:43.122 B	22.456	44.513	2:36.153	251.2	8:05.038								
4	2	2:13.346	46.243	47.071	40.032	150.8	10:18.384								
5	2	1:45.856	22.566	44.717	38.573	260.9	12:04.240								
6	2	1:47.290	22.057	45.475	39.758	264.7	13:51.530								
7	2	1:45.122	22.446	44.072	38.604	264.1	15:36.652								
8	2	2:20.858 B	24.279	49.844	1:06.735	178.8	17:57.510								
45 Boutsen Energy Racing Oreca 03 - Nissan LM P2 1. Dominik Kraihamer 2. Nicolas de Crem															
1	1	3:16.521	1:50.227	46.360	39.934	154.9	3:16.521								
2	1	1:45.772	22.115	42.750	40.907	259.6	5:02.293								
3	1	4:00.394 B	21.135	44.065	2:55.194	266.7	9:02.687								
4	1	1:57.672	37.204	43.330	37.138	187.5	11:00.359								
5	1	1:39.040	21.461	40.573	37.006	265.4	12:39.399								
6	1	2:47.447 B	20.994	42.282	1:44.171	266.7	15:26.846								
7	2	1:57.980	36.532	43.019	38.429	193.2	17:24.826								
8	2	1:43.915	22.298	44.037	37.580	262.8	19:08.741								
46 TDS Racing Oreca 03 - Nissan LM P2 1. Mathias Beche 3. Jody Firth 2. Pierre Thiriet															
1	3	3:07.601	1:42.296	46.245	39.060	184.6	3:07.601								
2	3	1:44.777	22.772	44.338	37.667	264.7	4:52.378								
3	3	1:41.984	22.169	41.736	38.079	264.1	6:34.362								
4	3	1:42.118	21.933	42.249	37.936	265.4	8:16.480								
5	3	1:39.874	21.243	41.504	37.127	261.5	9:56.354								
6	3	1:40.295	21.050	42.160	37.085	262.1	11:36.649								
7	3	1:40.521	21.368	41.850	37.303	262.8	13:17.170								
8	3	1:40.323	22.010	41.208	37.105	251.7	14:57.493								
9	3	1:43.423	21.674	44.061	37.688	255.3	16:40.916								
10	3	1:39.123	21.311	40.817	36.995	252.3	18:20.039								
49 Oak Racing Oak Pescarolo - Judd LM P2 1. Jacques Nicolet 2. Alexandre Premat															
1	2	2:05.923	37.806	46.482	41.635	168.5	2:05.923								
2	2	1:41.324	21.959	42.014	37.351	261.5	3:47.247								
3	2	1:42.899	21.634	42.216	39.049	265.4	5:30.146								
4	2	1:40.573	21.361	42.241	36.971	264.7	7:10.719								
5	2	3:14.649 B	21.290	42.954	2:10.405	266.7	10:25.368								
6	1	2:08.702	41.026	46.603	41.073	181.8	12:34.070								
7	1	1:48.061	22.317	45.896	39.848	261.5	14:22.131								
8	1	1:43.864	21.934	43.436	38.494	264.7	16:05.995								
9	1	1:48.626	24.181	45.558	38.887	220.4	17:54.621								
10	1	1:42.986	22.047	42.973	37.966	264.7	19:37.607								
11	1	1:44.337	22.117	43.636	38.584	265.4	21:21.944								
50 Larbre Competition Corvette C6-ZR1 LM GTE Am 1. Patrick Bornhauser 3. Gabriele Gardel 2. Julien Canal															
1	3	2:50.379	1:13.543	53.420	43.416	130.3	2:50.379								
2	3	2:18.021 B	25.856	48.793	1:03.372	191.5	5:08.400								
3	3	3:36.601	2:01.389	51.849	43.363	177.0	8:45.001								
4	3	1:51.328	24.119	46.929	40.280	234.3	10:36.329								
5	3	2:07.275	27.316	57.661	42.298	251.2	12:43.604								
6	3	1:50.544	23.465	46.214	40.865	252.3	14:34.148								
7	3	1:49.399	23.092	46.214	40.093	255.9	16:23.547								
8	3	1:55.165	24.501	50.566	40.098	248.3	18:18.712								
9	3	1:49.766	22.977	47.044	39.745	259.0	20:08.478								
51 AF Corse Ferrari F458 Italia LM GTE Pro 1. Giancarlo Fisichella 2. Gianmaria Bruni															
1	1	3:07.929	1:36.062	49.040	42.827	112.6	3:07.929								
2	1	1:55.481	24.470	48.610	42.401	210.5	5:03.410								
3	1	1:49.816	23.714	46.347	39.755	243.8	6:53.226								
4	1	1:47.367	22.615	45.679	39.073	250.6	8:40.593								
5	1	1:45.357	22.258	44.143	38.956	252.3	10:25.950								
6	1	2:56.043 B	23.119	44.704	1:48.220	254.1	13:21.993								
7	2	2:03.385	39.242	44.692	39.451	176.5	15:25.378								
8	2	1:46.139	22.402	44.257	39.480	251.2	17:11.517								
9	2	1:46.368	22.427	44.632	39.309	252.9	18:57.885								
10	2	1:45.301	22.282	44.223	38.796	255.3	20:43.186								
55 BMW Motorsport BMW M3 LM GTE Pro 1. Augusto Farfus 2. Jorg Muller															
1	1	2:40.618	1:09.286	48.239	43.093	170.6	2:40.618								
2	1	1:50.855	23.675	47.273	39.907	234.3	4:31.473								
3	1	1:48.006	23.675	45.029	39.302	256.5	6:19.479								
4	1	1:45.652	22.484	44.310	38.858	255.9	8:05.131								
5	1	1:45.351	22.360	44.308	38.683	255.9	9:50.482								
6	1	1:45.208	22.363	44.180	38.665	255.9	11:35.690								
7	1	2:44.502 B	22.215	46.106	1:36.181	257.1	14:20.192								
8	2	2:03.598	37.224	46.214	40.160	180.6	16:23.790								
9	2	1:48.385	23.617	45.484	39.284	247.1	18:12.175								
10	2	1:45.518	22.360	44.133	39.025	255.9	19:57.693								
11	2	1:48.801	22.270	45.614	40.917	258.4	21:46.494								



ILMC 6 HOURS OF IMOLA Warm Up

Sector Analysis

Lap	D	Time	Sector 1	Sector 2	Sector 3	T. Spd	Elapsed	Lap	D	Time	Sector 1	Sector 2	Sector 3	T. Spd	Elapsed
56		BMW Motorsport 1. Dirk Werner 2. Pedro Lamy					BMW M3 LM GTE Pro								
1	2	3:01.030	1:29.372	50.092	41.566	175.0	3:01.030								
2	2	1:50.672	23.544	46.228	40.900	253.5	4:51.702								
3	2	1:52.602	24.500	47.815	40.287	255.3	6:44.304								
4	2	1:49.322	23.474	45.543	40.305	248.8	8:33.626								
5	2	1:49.457	23.157	46.522	39.778	257.8	10:23.083								
6	2	1:46.407	22.613	44.693	39.101	257.1	12:09.490								
7	2	1:53.270	22.617	47.212	43.441	255.9	14:02.760								
8	2	3:10.244 B	23.000	46.556	2:00.688	254.1	17:13.004								
9	1	2:03.953	37.674	46.040	40.239	182.4	19:16.957								
10	1	1:45.732	22.389	44.311	39.032	255.9	21:02.689								
57		Krohn Racing 1. Tracy Krohn 2. Niclas Jonsson		3. Michele Rugolo			Ferrari F430 LM GTE Am								
1	2	3:00.638	1:18.263	54.955	47.420	144.2	3:00.638								
2	2	1:55.006	26.293	47.550	41.163	204.2	4:55.644								
3	2	1:52.307	24.408	47.540	40.359	217.7	6:47.951								
4	2	1:48.554	22.937	46.188	39.429	255.3	8:36.505								
5	2	2:06.303 B	22.737	45.559	58.007	256.5	10:42.808								
6	1	4:09.768	2:40.561	48.575	40.632	173.4	14:52.576								
7	1	2:35.996 B	23.399	47.159	1:25.438	253.5	17:28.572								
58		Luxury Racing 1. Anthony Beltoise 2. François Jakubowski		3. Ralph Firman			Ferrari F458 Italia LM GTE Pro								
1	2	3:32.911	1:54.086	54.513	44.312	144.0	3:32.911								
2	2	1:58.030	25.843	50.197	41.990	195.3	5:30.941								
3	2	1:51.972	24.280	47.084	40.608	228.8	7:22.913								
4	2	1:50.035	23.491	46.570	39.974	236.3	9:12.948								
5	2	1:51.054	23.517	46.840	40.697	236.8	11:04.002								
6	2	1:49.168	23.411	45.922	39.835	240.0	12:53.170								
7	2	1:48.432	22.964	45.947	39.521	246.0	14:41.602								
8	2	3:23.729 B	23.722	46.492	2:13.515	223.1	18:05.331								
9	3	2:12.335	39.955	47.144	45.236	177.3	20:17.666								
59		Luxury Racing 1. Stephane Ortelli 2. Frederic Makowiecki					Ferrari F458 Italia LM GTE Pro								
1	2	3:31.361	1:52.802	51.519	47.040	150.6	3:31.361								
2	2	1:54.473	24.867	48.129	41.477	218.6	5:25.834								
3	2	1:48.158	23.107	45.066	39.985	251.2	7:13.992								
4	2	1:46.530	22.667	44.498	39.365	252.9	9:00.522								
60		AF Corse 1. Piergiuseppe Perazzini 2. Marco Cioci		3. Stéphane Lemeret			Ferrari F430 LM GTE Am								
1	1	3:04.022	1:24.774	54.731	44.517	147.9	3:04.022								
2	1	1:59.028	24.780	51.803	42.445	230.8	5:03.050								
3	1	1:54.253	24.021	49.163	41.069	250.0	6:57.303								
4	1	1:52.793	24.229	47.629	40.935	249.4	8:50.096								
5	1	1:50.824	23.482	46.981	40.361	252.3	10:40.920								
6	1	3:14.961 B	24.262	47.538	2:03.161	246.0	13:55.881								
7	3	2:09.922	40.828	48.517	40.577	176.5	16:05.803								
8	3	1:53.656	24.313	49.331	40.012	219.5	17:59.459								
9	3	1:49.074	23.182	46.085	39.807	250.0	19:48.533								
10	3	1:47.508	22.772	45.409	39.327	252.9	21:36.041								
61		CRS Racing 1. Pierre Ehret 2. Shaun Lynn					Ferrari F430 LM GTE Am								
1	2	3:16.443	1:40.597	53.237	42.609	151.7	3:16.443								
2	2	1:53.849	24.387	48.483	40.979	233.3	5:10.292								
3	2	1:52.280	24.042	47.146	41.092	243.8	7:02.572								
4	2	1:53.666	24.110	47.114	42.442	237.9	8:56.238								
5	2	3:20.505 B	23.845	47.622	2:09.038	241.6	12:16.743								
6	1	2:08.665	39.846	48.363	40.456	174.2	14:25.408								
7	1	1:50.086	23.632	46.535	39.919	241.1	16:15.494								
8	1	1:50.318	23.229	46.151	40.938	255.9	18:05.812								
9	1	1:49.568	23.252	46.265	40.051	247.7	19:55.380								
62		Proton Competition 1. Patrick Long 2. Gianluca Roda					Porsche 911 RSR 997 LM GTE Am								
1	2	3:07.522	1:25.881	55.204	46.437	163.6	3:07.522								
2	2	1:59.710	27.975	49.025	42.710	192.5	5:07.232								
3	2	1:50.654	23.204	46.890	40.560	255.3	6:57.886								
4	2	1:49.736	23.735	45.940	40.061	251.2	8:47.622								
5	2	1:48.910	22.875	46.013	40.022	257.1	10:36.532								
6	2	1:50.117	23.654	46.521	39.942	254.7	12:26.649								
7	2	3:24.677 B	23.233	46.396	2:15.048	249.4	15:51.326								
8	1	2:03.212	37.694	45.501	40.017	180.0	17:54.538								
9	1	1:47.447	22.862	45.179	39.406	252.3	19:41.985								
10	1	1:46.451	22.549	44.798	39.104	257.8	21:28.436								
63		Lotus Jetalliance 1. Oskar Slingerland 2. Martin Rich					Lotus Evora LM GTE Pro								
1	2	4:28.886	2:47.148	55.960	45.778	166.4	4:28.886								
2	2	2:02.661	26.448	52.917	43.296	201.5	6:31.547								
3	2	1:57.834	25.948	49.863	42.023	222.2	8:29.381								
4	2	1:55.596	24.417	49.275	41.904	244.3	10:24.977								
5	2	1:53.515	24.076	48.055	41.384	246.6	12:18.492								
6	2	1:52.880	23.775	47.723	41.382	247.7	14:11.372								
7	2	1:54.215	24.644	48.174	41.397	242.2	16:05.587								
8	2	1:53.749	24.187	47.989	41.573	235.3	17:59.336								
9	2	1:53.940	24.450	47.871	41.619	212.2	19:53.276								
10	2	1:53.369	23.719	47.605	42.045	250.6	21:46.645								
64		Lotus Jetalliance 1. James Rossiter 2. Johnny Mowlem					Lotus Evora LM GTE Pro								
1	1	3:20.143	1:44.151	52.626	43.366	146.7	3:20.143								
2	1	1:52.586	24.073	47.446	41.067	248.3	5:12.729								
3	1	1:53.537	23.700	48.696	41.141	252.3	7:06.266								
4	1	5:53.414 B	23.346	50.791	4:39.277	253.5	12:59.680								
5	1	2:10.594	40.870	49.092	40.632	174.8	15:10.274								
6	1	1:49.816	23.188	46.265	40.363	250.6	17:00.090								
7	1	1:50.549	23.041	47.289	40.219	250.6	18:50.639								
8	1	1:49.639	22.920	46.400	40.319	252.3	20:40.278								
65		JMW Motorsport 1. Rob Bell 2. James Walker					Ferrari F458 Italia LM GTE Pro								
1	1	2:37.206	1:07.674	48.148	41.384	131.1	2:37.206								
2	1	1:48.674	23.233	45.490	39.951	250.0	4:25.880								
3	1	1:46.521	22.823	44.644	39.054	251.2	6:12.401								
4	1	2:05.254 B	22.651	44.314	58.289	251.7	8:17.655								

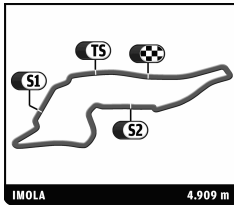


ILMC
6 HOURS OF IMOLA
Warm Up

Sector Analysis

Personal Best Session Best B Crossing the finish line in pit lane

Table with columns: Lap, D, Time, Sector 1, Sector 2, Sector 3, T. Spd, Elapsed. Includes driver information and performance data for various teams like IMSA Performance Matmut, AF Corse, Prospeed Competition, etc.



ILMC

6 HOURS OF IMOLA

Warm Up

Sector Analysis

■ Personal Best
 ■ Session Best
 ■ B Crossing the finish line in pit lane

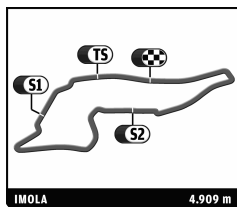
Lap	D	Time	Sector 1	Sector 2	Sector 3	T. Spd	Elapsed	Lap	D	Time	Sector 1	Sector 2	Sector 3	T. Spd	Elapsed
2	2	1:51.264	24.061	47.123	40.080	247.1	4:21.192	11	1	1:53.821	23.635	47.373	42.813	248.8	21:48.121
3	2	1:49.202	23.315	45.930	39.957	251.7	6:10.394								
4	2	1:47.937	22.746	45.532	39.659	251.7	7:58.331								
5	2	1:46.739	22.576	44.801	39.362	252.3	9:45.070								
6	2	1:47.868	23.594	45.089	39.185	252.3	11:32.938								
7	2	1:46.284	22.382	44.514	39.388	253.5	13:19.222								
8	2	1:46.746	22.200	45.478	39.068	255.3	15:05.968								
9	2	1:46.156	22.355	44.724	39.077	254.1	16:52.124								

91		Hope Racing		3.Tor Graves		FLM - Oreca - 09	
1	3	2:41.436	1:02.208	53.396	45.832	175.6	2:41.436
2	3	1:54.615	24.292	49.298	41.025	241.1	4:36.051
3	3	1:50.830	23.228	46.734	40.868	262.1	6:26.881
4	3	1:49.476	23.785	45.764	39.927	250.0	8:16.357
5	3	2:14.650 B	23.105	47.854	1:03.691	259.0	10:31.007
6	1	3:13.554	1:46.530	47.189	39.835	178.8	13:44.561
7	1	1:46.405	22.505	44.689	39.211	262.8	15:30.966
8	1	1:46.091	22.865	44.267	38.959	255.3	17:17.057
9	1	1:46.342	22.423	44.862	39.057	263.4	19:03.399
10	1	1:45.606	22.429	44.044	39.133	264.1	20:49.005

93		Genoa Racing		3.Jens Petersen		FLM - Oreca - 09	
1	3	3:26.888	1:56.590	48.605	41.693	180.3	3:26.888
2	3	1:47.183	22.786	44.327	40.070	256.5	5:14.071
3	3	1:49.379	22.996	46.312	40.071	260.9	7:03.450
4	3	1:47.844	23.183	44.322	40.339	261.5	8:51.294
5	3	1:46.029	22.317	44.148	39.564	260.2	10:37.323
6	3	1:47.131	24.221	44.041	38.869	262.1	12:24.454

95		Pegasus Racing		3.Julien Schell		FLM - Oreca - 09	
1	1	3:27.874	1:57.284	48.500	42.090	172.8	3:27.874
2	1	1:48.131	22.411	45.162	40.558	260.2	5:16.005
3	1	1:50.240	23.018	47.016	40.206	253.5	7:06.245
4	1	1:48.785	22.427	45.175	41.183	262.1	8:55.030
5	1	1:49.177	22.300	46.180	40.697	259.6	10:44.207
6	1	1:50.678	22.639	46.425	41.614	260.9	12:34.885
7	1	2:46.975 B	22.390	50.761	1:33.824	264.1	15:21.860
8	1	2:02.492	37.716	45.247	39.529	187.2	17:24.352
9	1	1:46.039	22.107	44.528	39.404	261.5	19:10.391
10	1	1:46.493	22.069	44.702	39.722	262.8	20:56.884

99		JMB Racing		3.Nicolas Marroc		FLM - Oreca - 09	
1	1	2:55.995	1:16.368	55.655	43.972	147.5	2:55.995
2	1	1:59.305	25.012	51.814	42.479	215.6	4:55.300
3	1	1:55.863	27.012	48.628	40.223	211.4	6:51.163
4	1	1:52.840	23.971	48.055	40.814	228.3	8:44.003
5	1	1:51.228	24.200	47.161	39.867	230.8	10:35.231
6	1	1:53.259	24.632	48.018	40.609	226.4	12:28.490
7	1	1:55.221	23.723	49.621	41.877	238.4	14:23.711
8	1	1:49.654	23.828	46.397	39.429	233.3	16:13.365
9	1	1:48.806	23.209	45.859	39.738	259.6	18:02.171
10	1	1:52.129	23.505	46.717	41.907	241.1	19:54.300



Computerised results and timing service

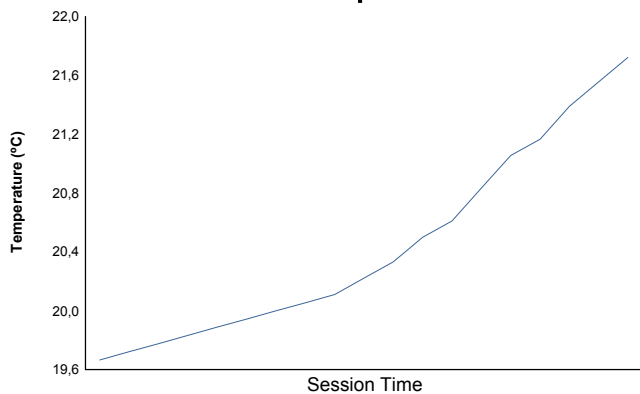
6 HOURS OF IMOLA

ILMC

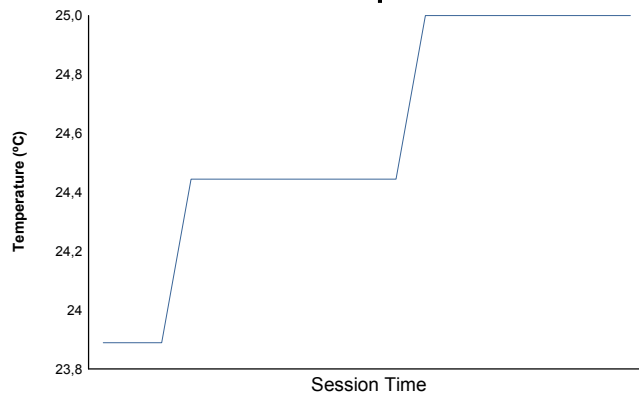
Warm Up

Weather Report

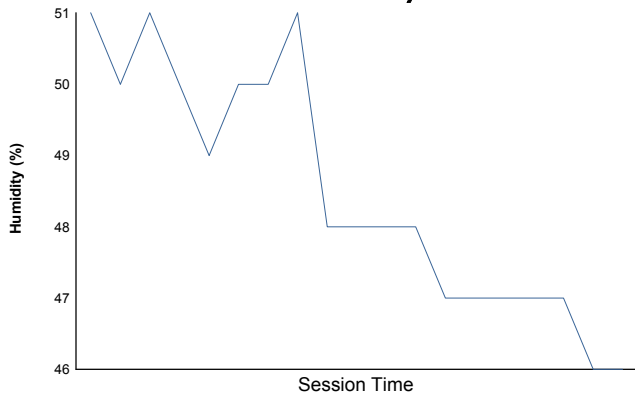
Air Temperature



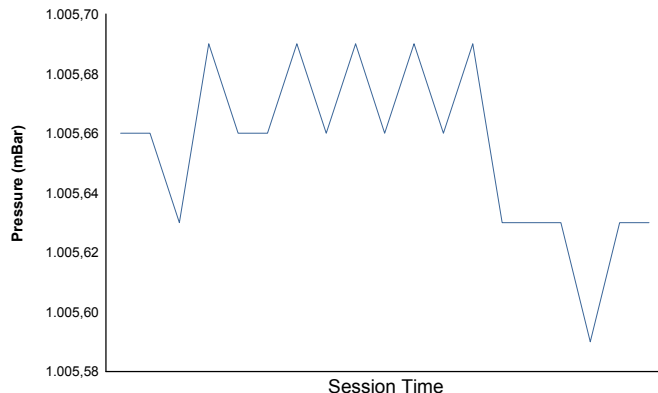
Track Temperature



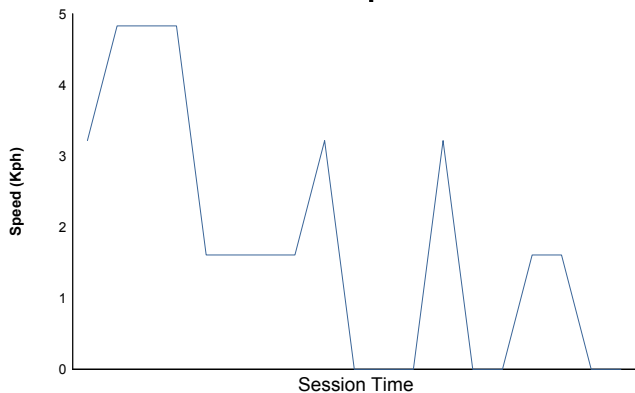
Humidity



Pressure

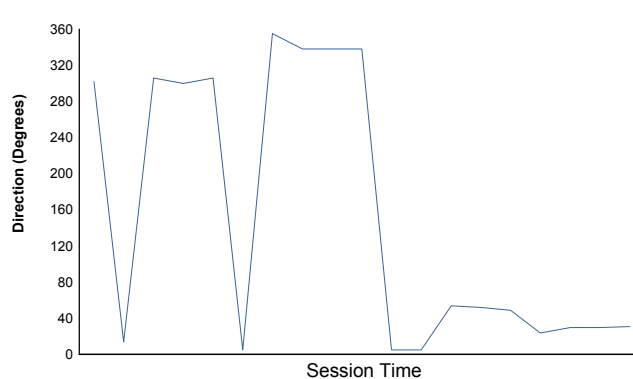


Wind Speed



Wind direction

North = 0°/360° Est = 90° South = 180° West = 270°



Track Status:

DRY