

ILMC

6 HOURS OF IMOLA

Qualifying Practice

Provisional Classification

Nr.	Team	Drivers	Car	Cl	Ty	Time	Lap	Total	Gap	Kph
1	7 Peugeot Sport Total	S. Bourdais / A. Davidson	Peugeot 908	LM P1	M	1:31.736	7	7	-	192.6
2	1 Audi Sport Team Joest	T. Bernhard / M. Fassler	Audi R18 TDI	LM P1	M	1:32.354	4	7	+0.618	191.4
3	8 Peugeot Sport Total	F. Montagny / S. Sarrazin	Peugeot 908	LM P1	M	1:32.732	4	8	+0.996	190.6
4	2 Audi Sport Team Joest	T. Kristensen / A. McNish	Audi R18 TDI	LM P1	M	1:32.974	3	7	+1.238	190.1
5	15 Oak Racing	P. Ragues / G. Moreau	Oak Pescarolo - Judd	LM P1	D	1:34.746	5	5	+3.010	186.5
6	12 Rebellion Racing	N. Jani / N. Prost	Lola B10/60 Coupe - Toyota	LM P1	M	1:35.047	8	8	+3.311	185.9
7	13 Rebellion Racing	A. Belicchi / J. Boullion	Lola B10/60 Coupe - Toyota	LM P1	M	1:35.700	5	5	+3.964	184.7
8	16 Pescarolo Team	E. Collard / C. Tinsseau / J. Jousse	Pescarolo - Judd	LM P1	M	1:35.996	9	9	+4.260	184.1
9	23 MIK Corse	M. Cortes / F. Geri / G. Piccini	Zytek 09	LM P1	M	1:36.084	6	6	+4.348	183.9
10	46 TDS Racing	M. Beche / P. Thiriet / J. Firth	Oreca 03 - Nissan	LM P2	M	1:37.208	6	6	+5.472	181.8
11	45 Boutsen Energy Racing	D. Kraihamer / N. De Crem	Oreca 03 - Nissan	LM P2	D	1:37.476	8	8	+5.740	181.3
12	42 Strakka Racing	N. Leventis / D. Watts / J. Kane	HPD ARX -01d	LM P2	M	1:38.118	5	6	+6.382	180.1
13	26 Signatech Nissan	F. Mailloux / L. Ordoñez / S. Ayari	Oreca 03 - Nissan	LM P2	D	1:38.351	4	6	+6.615	179.7
14	41 Greaves Motorsport	K. Ojeh / O. Lombard / T. Kimber-Smith	Zytek Z11SN - Nissan	LM P2	D	1:38.533	5	7	+6.797	179.4
15	33 Level 5 Motorsports	S. Tucker / C. Bouchut / J. Barbosa	Lola Coupe - HPD	LM P2	M	1:38.959	3	8	+7.223	178.6
16	40 Race Performance	M. Frey / R. Meichtry / M. Rostan	Oreca 03 - Judd	LM P2	D	1:38.991	7	7	+7.255	178.5
17	49 Oak Racing	J. Nicolet / A. Premat	Oak Pescarolo - Judd	LM P2	D	1:39.130	3	7	+7.394	178.3
18	39 Pecom Racing	L. Perez-Companc / M. Russo / P. Kaffer	Lola B11/40 - Judd	LM P2	M	1:39.198	10	10	+7.462	178.2
19	44 Extreme Limite AM Paris	F. Rosier / M. Basso	Norma M200P - Judd	LM P2	D	1:39.848	5	7	+8.112	177.0
20	35 Oak Racing	A. Barlesi / F. Da Rocha / P. Lafargue	Oak Pescarolo - Judd	LM P2	D	1:40.146	7	7	+8.410	176.5
21	43 RLR Msport	B. Gates / R. Garofall / S. Phillips	MG Lola EX265 - Judd	LM P2	D	1:40.543	6	6	+8.807	175.8
22	36 RML	T. Erdos / M. Newton / B. Collins	HPD ARX -01d	LM P2	M	1:40.642	7	7	+8.906	175.6
23	93 Genoa Racing	E. Julian / C. Zugel / J. Petersen	FLM - Oreca - 09	FLM	M	1:42.574	7	8	+10.838	172.3
24	99 JMB Racing	C. Ducoat / K. Marcelli / N. Marroc	FLM - Oreca - 09	FLM	M	1:42.755	3	6	+11.019	172.0
25	95 Pegasus Racing	M. Schultis / P. Simon / J. Schell	FLM - Oreca - 09	FLM	M	1:43.285	5	6	+11.549	171.1
26	55 BMW Motorsport	A. Farfus / J. Muller	BMW M3	LM GTE Pro	D	1:44.468	3	3	+12.732	169.2
27	91 Hope Racing	L. Moro / S. Zhang / T. Graves	FLM - Oreca - 09	FLM	M	1:44.550	3	4	+12.814	169.0
28	56 BMW Motorsport	D. Werner / P. Lamy	BMW M3	LM GTE Pro	D	1:44.683	5	5	+12.947	168.8
29	71 AF Corse	J. Melo / T. Vilander	Ferrari F458 Italia	LM GTE Pro	M	1:44.691	4	5	+12.955	168.8
30	59 Luxury Racing	S. Ortelli / F. Makowiecki	Ferrari F458 Italia	LM GTE Pro	M	1:44.725	5	7	+12.989	168.8
31	66 JMW Motorsport	R. Bell / J. Walker	Ferrari F458 Italia	LM GTE Pro	D	1:44.730	5	6	+12.994	168.7
32	77 Team Felbermayr - Proton	M. Lieb / R. Lietz	Porsche 911 RSR 997	LM GTE Pro	M	1:44.895	3	4	+13.159	168.5
33	51 AF Corse	G. Fisichella / G. Bruni	Ferrari F458 Italia	LM GTE Pro	M	1:45.130	5	5	+13.394	168.1
34	89 Hankook Team Farmbacher	D. Farmbacher / A. Simonsen	Ferrari F458 Italia	LM GTE Pro	H	1:45.384	5	5	+13.648	167.7
35	76 IMSA Performance Matmut	P. Pilet / W. Herzler	Porsche 911 RSR 997	LM GTE Pro	M	1:45.467	2	6	+13.731	167.6
36	63 Proton Competition	P. Long / G. Roda	Porsche 911 RSR 997	LM GTE Am	M	1:45.650	3	4	+13.914	167.3
37	75 Prospeed Competition	M. Goossens / M. Holzer	Porsche 911 RSR 997	LM GTE Pro	M	1:45.767	3	8	+14.031	167.1
38	58 Luxury Racing	A. Beltoise / F. Jakubowski / R. Firman	Ferrari F458 Italia	LM GTE Pro	M	1:45.779	4	5	+14.043	167.1
39	79 Jota	S. Dolan / S. Hancock	Aston Martin Vantage	LM GTE Pro	D	1:45.841	4	7	+14.105	167.0
40	61 AF Corse	P. Perazzini / M. Cioci / S. Lemeret	Ferrari F430	LM GTE Am	M	1:45.906	6	7	+14.170	166.9
41	57 Krohn Racing	T. Krohn / N. Jonsson / M. Rugolo	Ferrari F430	LM GTE Am	D	1:46.219	9	10	+14.483	166.4
42	67 IMSA Performance Matmut	N. Armindo / R. Narac	Porsche 911 RSR 997	LM GTE Am	M	1:46.283	3	6	+14.547	166.3
43	50 Larbre Competition	P. Bornhauser / J. Canal / G. Gardel	Corvette C6-ZR1	LM GTE Am	M	1:46.614	4	5	+14.878	165.8
44	82 CRS Racing	K. Hummel / A. Christodoulou / P. Quaife	Ferrari F430	LM GTE Am	M	1:46.798	6	6	+15.062	165.5
45	62 CRS Racing	P. Ehret / S. Lynn / R. Wills	Ferrari F430	LM GTE Am	M	1:48.176	4	10	+16.440	163.4
46	88 Team Felbermayr-Proton	C. Ried / H. Felbermayr Jr.	Porsche 911 RSR 997	LM GTE Am	M	1:48.197	5	8	+16.461	163.3
47	65 Lotus Jetalliance	J. Rossiter / J. Mowlem / J. Hirschi	Lotus Evora	LM GTE Pro	M	1:49.037	9	9	+17.301	162.1
48	64 Lotus Jetalliance	O. Slingerland / M. Rich / L. Lichtner-Hoyer	Lotus Evora	LM GTE Pro	M	1:50.053	4	6	+18.317	160.6

Not classified:

92 Neil Garner Motorsport

J. Hartshorne / S. Keating / P. Keen

FLM - Oreca - 09

FLM

M

Fastest Lap

Lap 7

Anthony Davidson

1:31.736

192.6 Kph

OFFICIAL RESULTS ONLY AFTER RACE DIRECTOR'S SIGN

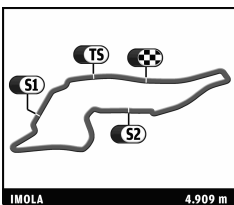
Published at:

Track Status:

DRY

Race Director:

Timekeeper:



ILMC

6 HOURS OF IMOLA

Qualifying Practice

Provisional Classification by Class

Nr.	Team	Drivers	Car	Ty	Time	Lap	Total	Gap	Kph
LM P1									
1	7 Peugeot Sport Total	S. Bourdais / A. Davidson	Peugeot 908	M	1:31.736	7	7		192.6
2	1 Audi Sport Team Joest	T. Bernhard / M. Fassler	Audi R18 TDI	M	1:32.354	4	7	+0.618	+0.618 191.4
3	8 Peugeot Sport Total	F. Montagny / S. Sarrazin	Peugeot 908	M	1:32.732	4	8	+0.996	+0.378 190.6
4	2 Audi Sport Team Joest	T. Kristensen / A. McNish	Audi R18 TDI	M	1:32.974	3	7	+1.238	+0.242 190.1
5	15 Oak Racing	P. Ragues / G. Moreau	Oak Pescarolo - Judd	D	1:34.746	5	5	+3.010	+1.772 186.5
6	12 Rebellion Racing	N. Jani / N. Prost	Lola B10/60 Coupe - Toyota	M	1:35.047	8	8	+3.311	+0.301 185.9
7	13 Rebellion Racing	A. Belicchi / J. Boullion	Lola B10/60 Coupe - Toyota	M	1:35.700	5	5	+3.964	+0.653 184.7
8	16 Pescarolo Team	E. Collard / C. Tinseau / J. Jousse	Pescarolo - Judd	M	1:35.996	9	9	+4.260	+0.296 184.1
9	23 MIK Corse	M. Cortes / F. Geri / G. Picini	Zytek 09	M	1:36.084	6	6	+4.348	+0.088 183.9
LM P2									
1	46 TDS Racing	M. Beche / P. Thiriet / J. Firth	Oreca 03 - Nissan	M	1:37.208	6	6		181.8
2	45 Boutsen Energy Racing	D. Kraihamer / N. De Crem	Oreca 03 - Nissan	D	1:37.476	8	8	+0.268	+0.268 181.3
3	42 Strakka Racing	N. Leventis / D. Watts / J. Kane	HPD ARX -01d	M	1:38.118	5	6	+0.910	+0.642 180.1
4	26 Signatech Nissan	F. Maillieux / L. Ordoñez / S. Ayari	Oreca 03 - Nissan	D	1:38.351	4	6	+1.143	+0.233 179.7
5	41 Greaves Motorsport	K. Ojeh / O. Lombard / T. Kimber-Smith	Zytek Z11SN - Nissan	D	1:38.533	5	7	+1.325	+0.182 179.4
6	33 Level 5 Motorsports	S. Tucker / C. Bouchut / J. Barbosa	Lola Coupe - HPD	M	1:38.959	3	8	+1.751	+0.426 178.6
7	40 Race Performance	M. Frey / R. Meichtry / M. Rostan	Oreca 03 - Judd	D	1:38.991	7	7	+1.783	+0.032 178.5
8	49 Oak Racing	J. Nicolet / A. Premat	Oak Pescarolo - Judd	D	1:39.130	3	7	+1.922	+0.139 178.3
9	39 Pecom Racing	L. Perez-Compagnon / M. Russo / P. Kaffer	Lola B11/40 - Judd	M	1:39.198	10	10	+1.990	+0.068 178.2
10	44 Extreme Limite AM Paris	F. Rosier / M. Basso	Norma M200P - Judd	D	1:39.848	5	7	+2.640	+0.650 177.0
11	35 Oak Racing	A. Barlesi / F. Da Rocha / P. Lafargue	Oak Pescarolo - Judd	D	1:40.146	7	7	+2.938	+0.298 176.5
12	43 RLR Msport	B. Gates / R. Garofalo / S. Phillips	MG Lola EX265 - Judd	D	1:40.543	6	6	+3.335	+0.397 175.8
13	36 RML	T. Erdos / M. Newton / B. Collins	HPD ARX -01d	M	1:40.642	7	7	+3.434	+0.099 175.6
LM GTE Pro									
1	55 BMW Motorsport	A. Farfus / J. Muller	BMW M3	D	1:44.468	3	3		169.2
2	56 BMW Motorsport	D. Werner / P. Lamy	BMW M3	D	1:44.683	5	5	+0.215	+0.215 168.8
3	71 AF Corse	J. Melo / T. Vilander	Ferrari F458 Italia	M	1:44.691	4	5	+0.223	+0.008 168.8
4	59 Luxury Racing	S. Ortelli / F. Makowiecki	Ferrari F458 Italia	M	1:44.725	5	7	+0.257	+0.034 168.8
5	66 JMW Motorsport	R. Bell / J. Walker	Ferrari F458 Italia	D	1:44.730	5	6	+0.262	+0.005 168.7
6	77 Team Felbermayr - Proton	M. Lieb / R. Lietz	Porsche 911 RSR 997	M	1:44.895	3	4	+0.427	+0.165 168.5
7	51 AF Corse	G. Fisichella / G. Bruni	Ferrari F458 Italia	M	1:45.130	5	5	+0.662	+0.235 168.1
8	89 Hankook Team Farmbacher	D. Farmbacher / A. Simonsen	Ferrari F458 Italia	H	1:45.384	5	5	+0.916	+0.254 167.7
9	76 IMSA Performance Matmut	P. Pilet / W. Henzler	Porsche 911 RSR 997	M	1:45.467	2	6	+0.999	+0.083 167.6
10	75 Prospeed Competition	M. Goossens / M. Holzer	Porsche 911 RSR 997	M	1:45.767	3	8	+1.299	+0.300 167.1
11	58 Luxury Racing	A. Beltoise / F. Jakubowski / R. Firman	Ferrari F458 Italia	M	1:45.779	4	5	+1.311	+0.012 167.1
12	79 Jota	S. Dolan / S. Hancock	Aston Martin Vantage	D	1:45.841	4	7	+1.373	+0.062 167.0
13	65 Lotus Jetalliance	J. Rossiter / J. Mowlem / J. Hirschi	Lotus Evora	M	1:49.037	9	9	+4.569	+3.196 162.1
14	64 Lotus Jetalliance	O. Slingerland / M. Rich / L. Lichtner-Hoyer	Lotus Evora	M	1:50.053	4	6	+5.585	+1.016 160.6
LM GTE Am									
1	63 Proton Competition	P. Long / G. Roda	Porsche 911 RSR 997	M	1:45.650	3	4		167.3
2	61 AF Corse	P. Perazzini / M. Ciold / S. Lemeret	Ferrari F430	M	1:45.906	6	7	+0.256	+0.256 166.9
3	57 Krohn Racing	T. Krohn / N. Jonsson / M. Rugolo	Ferrari F430	D	1:46.219	9	10	+0.569	+0.313 166.4
4	67 IMSA Performance Matmut	N. Armindo / R. Narac	Porsche 911 RSR 997	M	1:46.283	3	6	+0.633	+0.064 166.3
5	50 Larbre Competition	P. Bornhauser / J. Canal / G. Gardel	Corvette C6-ZR1	M	1:46.614	4	5	+0.964	+0.331 165.8
6	82 CRS Racing	K. Hummel / A. Christodoulou / P. Quaife	Ferrari F430	M	1:46.798	6	6	+1.148	+0.184 165.5
7	62 CRS Racing	P. Ehret / S. Lynn / R. Wills	Ferrari F430	M	1:48.176	4	10	+2.526	+1.378 163.4
8	88 Team Felbermayr-Proton	C. Ried / H. Felbermayr Jr.	Porsche 911 RSR 997	M	1:48.197	5	8	+2.547	+0.021 163.3
FLM									
1	93 Genoa Racing	E. Julian / C. Zugel / J. Petersen	FLM - Oreca - 09	M	1:42.574	7	8		172.3
2	99 JMB Racing	C. Ducoate / K. Marcelli / N. Marroc	FLM - Oreca - 09	M	1:42.755	3	6	+0.181	+0.181 172.0
3	95 Pegasus Racing	M. Schuffis / P. Simon / J. Schell	FLM - Oreca - 09	M	1:43.285	5	6	+0.711	+0.530 171.1
4	91 Hope Racing	L. Moro / S. Zhang / T. Graves	FLM - Oreca - 09	M	1:44.550	3	4	+1.976	+1.265 169.0
Not classified:									
92	Neil Garner Motorsport	J. Hartshorne / S. Keating / P. Keen	FLM - Oreca - 09	M					

OFFICIAL RESULTS ONLY AFTER RACE DIRECTOR'S SIGN

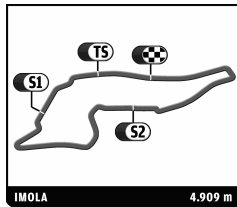
Published at:

Track Status:

DRY

Race Director:

Timekeeper:



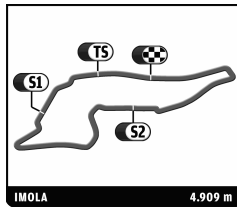
ILMC

6 HOURS OF IMOLA

Qualifying Practice

Provisional Classification by Driver Fastest Lap

Nr	Team	Car	Class	Driver	Time	Lap	Total	Gap	Kph
1	7 Peugeot Sport Total	Peugeot 908	LM P1	Anthony Davidson	1:31.736	7	7		192.6
2	1 Audi Sport Team Joest	Audi R18 TDI	LM P1	Marcel Fassler	1:32.354	4	7	0.618	191.4
3	8 Peugeot Sport Total	Peugeot 908	LM P1	Stephane Sarrazin	1:32.732	4	8	0.996	190.6
4	2 Audi Sport Team Joest	Audi R18 TDI	LM P1	Allan McNish	1:32.974	3	7	1.238	190.1
5	15 Oak Racing	Oak Pescarolo - Judd	LM P1	Guillaume Moreau	1:34.746	5	5	3.010	186.5
6	12 Rebellion Racing	Lola B10/60 Coupe - Toyota	LM P1	Neel Jani	1:35.047	8	8	3.311	185.9
7	13 Rebellion Racing	Lola B10/60 Coupe - Toyota	LM P1	Andrea Belicchi	1:35.700	5	5	3.964	184.7
8	16 Pescarolo Team	Pescarolo - Judd	LM P1	Emmanuel Collard	1:35.996	9	9	4.260	184.1
9	23 MIK Corse	Zytek 09	LM P1	Maximo Cortes	1:36.084	6	6	4.348	183.9
10	46 TDS Racing	Oreca 03 - Nissan	LM P2	Mathias Beche	1:37.208	6	6	5.472	181.8
11	45 Boutsen Energy Racing	Oreca 03 - Nissan	LM P2	Dominik Kraihamer	1:37.476	8	8	5.740	181.3
12	42 Strakka Racing	HPD ARX -01d	LM P2	Danny Watts	1:38.118	5	6	6.382	180.1
13	26 Signatech Nissan	Oreca 03 - Nissan	LM P2	Sohail Ayari	1:38.351	4	6	6.615	179.7
14	41 Greaves Motorsport	Zytek Z11SN - Nissan	LM P2	Tom Kimber-Smith	1:38.533	5	7	6.797	179.4
15	33 Level 5 Motorsports	Lola Coupe - HPD	LM P2	Christophe Bouchut	1:38.959	3	8	7.223	178.6
16	40 Race Performance	Oreca 03 - Judd	LM P2	Ralph Meichtry	1:38.991	7	7	7.255	178.5
17	49 Oak Racing	Oak Pescarolo - Judd	LM P2	Alexandre Premat	1:39.130	3	7	7.394	178.3
18	39 Pecom Racing	Lola B11/40 - Judd	LM P2	Pierre Kaffer	1:39.198	10	10	7.462	178.2
19	44 Extreme Limite AM Paris	Norma M200P - Judd	LM P2	Fabien Rosier	1:39.848	5	7	8.112	177.0
20	35 Oak Racing	Oak Pescarolo - Judd	LM P2	Andrea Barlesi	1:40.146	7	7	8.410	176.5
21	43 RLR Msport	MG Lola EX265 - Judd	LM P2	Rob Garofall	1:40.543	6	6	8.807	175.8
22	36 RML	HPD ARX -01d	LM P2	Tommy Erdos	1:40.642	7	7	8.906	175.6
23	93 Genoa Racing	FLM - Oreca - 09	FLM	Elton Julian	1:42.574	7	8	10.838	172.3
24	99 JMB Racing	FLM - Oreca - 09	FLM	Nicolas Marroc	1:42.755	3	6	11.019	172.0
25	95 Pegasus Racing	FLM - Oreca - 09	FLM	Patrick Simon	1:43.285	5	6	11.549	171.1
26	55 BMW Motorsport	BMW M3	LM GTE Pro	Jorg Muller	1:44.468	3	3	12.732	169.2
27	91 Hope Racing	FLM - Oreca - 09	FLM	Shanqi Zhang	1:44.550	3	4	12.814	169.0
28	56 BMW Motorsport	BMW M3	LM GTE Pro	Dirk Werner	1:44.683	5	5	12.947	168.8
29	71 AF Corse	Ferrari F458 Italia	LM GTE Pro	Jaime Melo	1:44.691	4	5	12.955	168.8
30	59 Luxury Racing	Ferrari F458 Italia	LM GTE Pro	Frederic Makowiecki	1:44.725	5	7	12.989	168.8
31	66 JMW Motorsport	Ferrari F458 Italia	LM GTE Pro	Rob Bell	1:44.730	5	6	12.994	168.7
32	77 Team Felbermayr - Proton	Porsche 911 RSR 997	LM GTE Pro	Richard Lietz	1:44.895	3	4	13.159	168.5
33	51 AF Corse	Ferrari F458 Italia	LM GTE Pro	Giancarlo Fisichella	1:45.130	5	5	13.394	168.1
34	89 Hankook Team Farmbacher	Ferrari F458 Italia	LM GTE Pro	Dominik Farmbacher	1:45.384	5	5	13.648	167.7
35	76 IMSA Performance Matmut	Porsche 911 RSR 997	LM GTE Pro	Patrick Pilet	1:45.467	2	6	13.731	167.6
36	63 Proton Competition	Porsche 911 RSR 997	LM GTE Am	Patrick Long	1:45.650	3	4	13.914	167.3
37	75 Prospeed Competition	Porsche 911 RSR 997	LM GTE Pro	Marco Holzer	1:45.767	3	8	14.031	167.1
38	58 Luxury Racing	Ferrari F458 Italia	LM GTE Pro	Ralph Firman	1:45.779	4	5	14.043	167.1
39	79 Jota	Aston Martin Vantage	LM GTE Pro	Sam Hancock	1:45.841	4	7	14.105	167.0
40	61 AF Corse	Ferrari F430	LM GTE Am	Marco Cioci	1:45.906	6	7	14.170	166.9
41	57 Krohn Racing	Ferrari F430	LM GTE Am	Michele Rugolo	1:46.219	9	10	14.483	166.4
42	67 IMSA Performance Matmut	Porsche 911 RSR 997	LM GTE Am	Nicolas Armindo	1:46.283	3	6	14.547	166.3
43	50 Larbre Competition	Corvette C6-ZR1	LM GTE Am	Julien Canal	1:46.614	4	5	14.878	165.8
44	82 CRS Racing	Ferrari F430	LM GTE Am	Adam Christodoulou	1:46.798	6	6	15.062	165.5
45	62 CRS Racing	Ferrari F430	LM GTE Am	Roger Wills	1:48.176	4	10	16.440	163.4
46	88 Team Felbermayr-Proton	Porsche 911 RSR 997	LM GTE Am	Horst Felbermayr Jr.	1:48.197	5	8	16.461	163.3
47	65 Lotus Jetalliance	Lotus Evora	LM GTE Pro	Jonathan Hirschi	1:49.037	9	9	17.301	162.1
48	64 Lotus Jetalliance	Lotus Evora	LM GTE Pro	Lukas Lichtner-Hoyer	1:50.053	4	6	18.317	160.6
49	92 Neil Garner Motorsport	FLM - Oreca - 09	FLM	Steve Keating					
50	92 Neil Garner Motorsport	FLM - Oreca - 09	FLM	Phil Keen					
51	93 Genoa Racing	FLM - Oreca - 09	FLM	Christian Zugel					
52	92 Neil Garner Motorsport	FLM - Oreca - 09	FLM	John Hartshorne					
53	89 Hankook Team Farmbacher	Ferrari F458 Italia	LM GTE Pro	Allan Simonsen					
54	91 Hope Racing	FLM - Oreca - 09	FLM	Luca Moro					
55	91 Hope Racing	FLM - Oreca - 09	FLM	Tor Graves					
56	99 JMB Racing	FLM - Oreca - 09	FLM	Kyle Marcelli					
57	49 Oak Racing	Oak Pescarolo - Judd	LM P2	Jacques Nicolet					
58	1 Audi Sport Team Joest	Audi R18 TDI	LM P1	Timo Bernhard					
59	99 JMB Racing	FLM - Oreca - 09	FLM	Chapman Ducote					
60	93 Genoa Racing	FLM - Oreca - 09	FLM	Jens Petersen					
61	95 Pegasus Racing	FLM - Oreca - 09	FLM	Mirco Schultis					
62	95 Pegasus Racing	FLM - Oreca - 09	FLM	Julien Schell					
63	39 Pecom Racing	Lola B11/40 - Judd	LM P2	Matias Russo					
64	40 Race Performance	Oreca 03 - Judd	LM P2	Michel Frey					
65	40 Race Performance	Oreca 03 - Judd	LM P2	Marc Rostan					
66	39 Pecom Racing	Lola B11/40 - Judd	LM P2	Luis Perez-Compagnon					
67	35 Oak Racing	Oak Pescarolo - Judd	LM P2	Patrice Lafargue					
68	36 RML	HPD ARX -01d	LM P2	Mike Newton					



ILMC

6 HOURS OF IMOLA

Qualifying Practice

Provisional Classification by Driver Fastest Lap

Nr	Team	Car	Class	Driver	Time	Lap	Total	Gap	Kph
69	36 RML	HPD ARX -01d	LM P2	Ben Collins					
70	41 Greaves Motorsport	Zytek Z11SN - Nissan	LM P2	Karim Ojje					
71	43 RLR Msport	MG Lola EX265 - Judd	LM P2	Simon Phillips					
72	44 Extreme Limite AM Paris	Norma M200P - Judd	LM P2	Maurice Basso					
73	45 Boutsen Energy Racing	Oreca 03 - Nissan	LM P2	Nicolas De Crem					
74	43 RLR Msport	MG Lola EX265 - Judd	LM P2	Barry Gates					
75	41 Greaves Motorsport	Zytek Z11SN - Nissan	LM P2	Olivier Lombard					
76	42 Strakka Racing	HPD ARX -01d	LM P2	Nick Leventis					
77	42 Strakka Racing	HPD ARX -01d	LM P2	Jonny Kane					
78	13 Rebellion Racing	Lola B10/60 Coupe - Toyota	LM P1	Jean-Christophe Boullion					
79	15 Oak Racing	Oak Pescarolo - Judd	LM P1	Pierre Ragues					
80	16 Pescarolo Team	Pescarolo - Judd	LM P1	Christophe Tinseau					
81	12 Rebellion Racing	Lola B10/60 Coupe - Toyota	LM P1	Nicolas Prost					
82	2 Audi Sport Team Joest	Audi R18 TDI	LM P1	Tom Kristensen					
83	7 Peugeot Sport Total	Peugeot 908	LM P1	Sebastien Bourdais					
84	8 Peugeot Sport Total	Peugeot 908	LM P1	Franck Montagny					
85	16 Pescarolo Team	Pescarolo - Judd	LM P1	Julien Jousse					
86	33 Level 5 Motorsports	Lola Coupe - HPD	LM P2	Scott Tucker					
87	33 Level 5 Motorsports	Lola Coupe - HPD	LM P2	Joao Barbosa					
88	35 Oak Racing	Oak Pescarolo - Judd	LM P2	Frederic Da Rocha					
89	26 Signatech Nissan	Oreca 03 - Nissan	LM P2	Lucas Ordoñez					
90	23 MIK Corse	Zytek 09	LM P1	Ferdinando Geri					
91	23 MIK Corse	Zytek 09	LM P1	Giacomo Piccini					
92	26 Signatech Nissan	Oreca 03 - Nissan	LM P2	Franck Mailleux					
93	46 TDS Racing	Oreca 03 - Nissan	LM P2	Pierre Thiriet					
94	65 Lotus Jetalliance	Lotus Evora	LM GTE Pro	Johnny Mowlem					
95	66 JMW Motorsport	Ferrari F458 Italia	LM GTE Pro	James Walker					
96	67 IMSA Performance Matmut	Porsche 911 RSR 997	LM GTE Am	Raymond Narac					
97	65 Lotus Jetalliance	Lotus Evora	LM GTE Pro	James Rossiter					
98	63 Proton Competition	Porsche 911 RSR 997	LM GTE Am	Gianluca Roda					
99	64 Lotus Jetalliance	Lotus Evora	LM GTE Pro	Martin Rich					
100	64 Lotus Jetalliance	Lotus Evora	LM GTE Pro	Oskar Slingerland					
101	71 AF Corse	Ferrari F458 Italia	LM GTE Pro	Toni Vilander					
102	82 CRS Racing	Ferrari F430	LM GTE Am	Klaas Hummel					
103	82 CRS Racing	Ferrari F430	LM GTE Am	Phil Quaife					
104	88 Team Felbermayr-Proton	Porsche 911 RSR 997	LM GTE Am	Christian Ried					
105	79 Jota	Aston Martin Vantage	LM GTE Pro	Simon Dolan					
106	75 Prospeed Competition	Porsche 911 RSR 997	LM GTE Pro	Marc Goossens					
107	76 IMSA Performance Matmut	Porsche 911 RSR 997	LM GTE Pro	Wolf Henzler					
108	77 Team Felbermayr - Proton	Porsche 911 RSR 997	LM GTE Pro	Marc Lieb					
109	55 BMW Motorsport	BMW M3	LM GTE Pro	Augusto Farfus					
110	56 BMW Motorsport	BMW M3	LM GTE Pro	Pedro Lamy					
111	57 Krohn Racing	Ferrari F430	LM GTE Am	Tracy Krohn					
112	51 AF Corse	Ferrari F458 Italia	LM GTE Pro	Gianmaria Bruni					
113	46 TDS Racing	Oreca 03 - Nissan	LM P2	Jody Firth					
114	50 Larbre Competition	Corvette C6-ZR1	LM GTE Am	Patrick Bornhauser					
115	50 Larbre Competition	Corvette C6-ZR1	LM GTE Am	Gabriele Gardel					
116	57 Krohn Racing	Ferrari F430	LM GTE Am	Niclas Jansson					
117	61 AF Corse	Ferrari F430	LM GTE Am	Stephane Lemeret					
118	62 CRS Racing	Ferrari F430	LM GTE Am	Pierre Ehret					
119	62 CRS Racing	Ferrari F430	LM GTE Am	Shaun Lynn					
120	61 AF Corse	Ferrari F430	LM GTE Am	Piergiuseppe Perazzini					
121	58 Luxury Racing	Ferrari F458 Italia	LM GTE Pro	Anthony Beltoise					
122	58 Luxury Racing	Ferrari F458 Italia	LM GTE Pro	François Jakubowski					
123	59 Luxury Racing	Ferrari F458 Italia	LM GTE Pro	Stephane Ortelli					

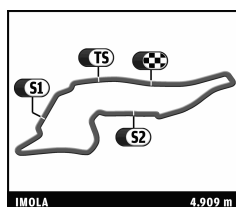
Published at

Track Status:

DRY

Race Director:

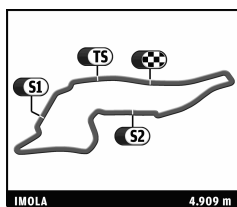
Timekeeper:



ILMC 6 HOURS OF IMOLA After Qualifying Practice

Provisional Classification by Driver Fastest Lap

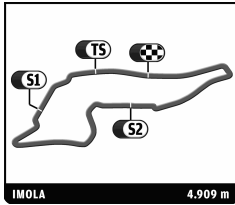
Nr	Team	Car	Class	Driver	Session 1		Session 2		Session 3		Session 4		Time	Gap	Kph
					Time	Laps	Time	Laps	Time	Laps	Time	Laps			
1	7 Peugeot Sport Total	Peugeot 908	LM P1	Anthony Davidson	1:38.312	11	1:53.492	12	1:34.635	17	1:31.736	7	1:31.736		192.6
2	1 Audi Sport Team Joest	Audi R18 TDI	LM P1	Marcel Fassler	1:34.818	18		0	1:34.609	11	1:32.354	7	1:32.354	0.618	191.4
3	8 Peugeot Sport Total	Peugeot 908	LM P1	Stephane Sarrazin	1:36.018	10	1:54.562	13	1:34.753	17	1:32.732	8	1:32.732	0.996	190.6
4	2 Audi Sport Team Joest	Audi R18 TDI	LM P1	Allan McNish	1:36.143	16		0	1:37.109	6	1:32.974	7	1:32.974	1.238	190.1
5	7 Peugeot Sport Total	Peugeot 908	LM P1	Sebastien Bourdais	1:34.227	18	1:52.553	9	1:44.057	10	0	0	1:34.227	2.491	187.6
6	1 Audi Sport Team Joest	Audi R18 TDI	LM P1	Timo Bernhard	1:34.723	18		0	1:37.783	14	0	0	1:34.723	2.987	186.6
7	15 Oak Racing	Oak Pescarolo - Judd	LM P1	Guillaume Moreau	1:37.898	21	1:58.785	18	1:37.311	8	1:34.746	5	1:34.746	3.010	186.5
8	12 Rebellion Racing	Lola B10/60 Coupe - Toyota	LM P1	Neel Jani		0	1:58.111	6	1:37.628	22	1:35.047	8	1:35.047	3.311	185.9
9	8 Peugeot Sport Total	Peugeot 908	LM P1	Franck Montagny	1:35.102	19	1:53.302	4	1:46.125	6	0	0	1:35.102	3.366	185.8
10	13 Rebellion Racing	Lola B10/60 Coupe - Toyota	LM P1	Andrea Belicchi	1:38.958	19		0	0	1:35.700	5	0	1:35.700	3.964	184.7
11	16 Pescarolo Team	Pescarolo - Judd	LM P1	Emmanuel Collard	1:37.870	21		0	0	1:35.996	9	0	1:35.996	4.260	184.1
12	23 MIK Corse	Zytek 09	LM P1	Maximo Cortes		0		0	1:42.846	10	1:36.084	6	1:36.084	4.348	183.9
13	2 Audi Sport Team Joest	Audi R18 TDI	LM P1	Tom Kristensen	1:36.921	16	1:56.804	9	1:39.929	15	0	0	1:36.921	5.185	182.3
14	46 TDS Racing	Oreca 03 - Nissan	LM P2	Mathias Beche	1:42.592	3	1:55.438	8	1:39.368	9	1:37.208	6	1:37.208	5.472	181.8
15	45 Boutsen Energy Racing	Oreca 03 - Nissan	LM P2	Dominik Kraihamer	1:39.795	21		0	1:38.152	7	1:37.476	8	1:37.476	5.740	181.3
16	15 Oak Racing	Oak Pescarolo - Judd	LM P1	Pierre Ragues	1:41.638	9	1:59.299	5	1:37.846	19	0	0	1:37.846	6.110	180.6
17	42 Strakka Racing	HPD ARX -01d	LM P2	Danny Watts	1:41.683	15		0	0	1:38.118	6	0	1:38.118	6.382	180.1
18	12 Rebellion Racing	Lola B10/60 Coupe - Toyota	LM P1	Nicolas Prost	1:38.188	24		0	0	0	0	0	1:38.188	6.452	180.0
19	23 MIK Corse	Zytek 09	LM P1	Giacomo Piccini	1:38.269	17		0	0	0	0	0	1:38.269	6.533	179.8
20	26 Signatech Nissan	Oreca 03 - Nissan	LM P2	Soheil Ayari		0	1:59.776	10	1:39.612	11	1:38.351	6	1:38.351	6.615	179.7
21	41 Greaves Motorsport	Zytek Z11SN - Nissan	LM P2	Tom Kimber-Smith	1:41.345	17		0	1:39.522	9	1:38.533	7	1:38.533	6.797	179.4
22	33 Level 5 Motorsports	Lola Coupe - HPD	LM P2	Christophe Bouchut	1:42.073	9		0	1:40.417	5	1:38.959	8	1:38.959	7.223	178.6
23	40 Race Performance	Oreca 03 - Judd	LM P2	Ralph Meichtry		0		0	1:41.721	5	1:38.991	7	1:38.991	7.255	178.5
24	16 Pescarolo Team	Pescarolo - Judd	LM P1	Julien Jousse		0		0	1:39.052	11	0	0	1:39.052	7.316	178.4
25	49 Oak Racing	Oak Pescarolo - Judd	LM P2	Alexandre Premat	1:41.360	14		1	1:51.205	9	1:39.130	7	1:39.130	7.394	178.3
26	39 Pecom Racing	Lola B11/40 - Judd	LM P2	Pierre Kaffer	1:40.569	11		0	1:45.294	8	1:39.198	10	1:39.198	7.462	178.2
27	39 Pecom Racing	Lola B11/40 - Judd	LM P2	Matias Russo	1:43.530	6	1:58.062	4	1:39.654	4	0	0	1:39.654	7.918	177.3
28	44 Extreme Limite AM Paris	Norma M200P - Judd	LM P2	Fabien Rosier	1:43.547	17	2:02.537	15	1:46.015	12	1:39.848	7	1:39.848	8.112	177.0
29	35 Oak Racing	Oak Pescarolo - Judd	LM P2	Andrea Barlesi	1:44.399	11	2:08.182	6	1:41.743	8	1:40.146	7	1:40.146	8.410	176.5
30	45 Boutsen Energy Racing	Oreca 03 - Nissan	LM P2	Nicolas De Crem	1:44.362	6	1:59.250	6	1:40.433	15	0	0	1:40.433	8.697	176.0
31	46 TDS Racing	Oreca 03 - Nissan	LM P2	Jody Firth	1:40.501	13	2:00.623	8		0	0	0	1:40.501	8.765	175.8
32	43 RLR Msport	MG Lola EX265 - Judd	LM P2	Rob Garofall	1:42.804	14		0	1:55.421	4	1:40.543	6	1:40.543	8.807	175.8
33	36 RML	HPD ARX -01d	LM P2	Tommy Erdos	1:43.993	11	2:02.115	7	1:44.964	4	1:40.642	7	1:40.642	8.906	175.6
34	26 Signatech Nissan	Oreca 03 - Nissan	LM P2	Lucas Ordofez	1:41.892	12		0	0	0	0	0	1:41.892	10.156	173.4
35	16 Pescarolo Team	Pescarolo - Judd	LM P1	Christophe Tinseau	1:42.074	4		0	1:43.018	13	0	0	1:42.074	10.338	173.1
36	26 Signatech Nissan	Oreca 03 - Nissan	LM P2	Franck Mailleux	1:42.076	14		0	1:43.758	11	0	0	1:42.076	10.340	173.1
37	40 Race Performance	Oreca 03 - Judd	LM P2	Michel Frey	1:42.323	7	2:01.636	12	1:43.539	10	0	0	1:42.323	10.587	172.7
38	40 Race Performance	Oreca 03 - Judd	LM P2	Marc Rostan	1:44.170	7		0	1:42.566	7	0	0	1:42.566	10.830	172.3
39	93 Genoa Racing	FLM - Oreca - 09	FLM	Elton Julian	1:48.609	8		0	1:45.878	3	1:42.574	8	1:42.574	10.838	172.3
40	46 TDS Racing	Oreca 03 - Nissan	LM P2	Pierre Thiriet	1:42.676	13	1:54.457	11	1:44.138	15	0	0	1:42.676	10.940	172.1
41	99 JMB Racing	FLM - Oreca - 09	FLM	Nicolas Marroc	1:47.745	9		0	0	1:42.755	6	0	1:42.755	11.019	172.0
42	41 Greaves Motorsport	Zytek Z11SN - Nissan	LM P2	Olivier Lombard	1:42.770	6		0	1:52.478	6	0	0	1:42.770	11.034	172.0
43	39 Pecom Racing	Lola B11/40 - Judd	LM P2	Luis Perez-Compagnon	1:43.689	6		0	1:42.790	11	0	0	1:42.790	11.054	171.9
44	13 Rebellion Racing	Lola B10/60 Coupe - Toyota	LM P1	Jean-Christophe Bouillon	1:44.869	2		0	1:42.996	15	0	0	1:42.996	11.260	171.6
45	95 Pegasus Racing	FLM - Oreca - 09	FLM	Patrick Simon	1:47.105	9	2:06.569	6	1:45.196	6	1:43.285	6	1:43.285	11.549	171.1
46	33 Level 5 Motorsports	Lola Coupe - HPD	LM P2	Scott Tucker	1:43.433	12		0	1:45.153	6	0	0	1:43.433	11.697	170.9
47	49 Oak Racing	Oak Pescarolo - Judd	LM P2	Jacques Nicolet	1:43.870	16		0	1:45.926	12	0	0	1:43.870	12.134	170.1
48	41 Greaves Motorsport	Zytek Z11SN - Nissan	LM P2	Karim Ojijeh	1:44.104	8		0	1:44.454	10	0	0	1:44.104	12.368	169.8
49	55 BMW Motorsport	BMW M3	LM GTE Pro	Jorg Muller	1:47.591	10	2:12.048	4	1:47.245	11	1:44.468	3	1:44.468	12.732	169.2
50	91 Hope Racing	FLM - Oreca - 09	FLM	Shanqi Zhang	1:49.816	13		0	1:46.575	8	1:44.550	4	1:44.550	12.814	169.0
51	56 BMW Motorsport	BMW M3	LM GTE Pro	Dirk Werner	1:46.881	17	2:03.049	7	1:46.547	7	1:44.683	5	1:44.683	12.947	168.8
52	71 AF Corse	Ferrari F458 Italia	LM GTE Pro	Jaime Melo	1:46.489	15		0	1:45.747	4	1:44.691	5	1:44.691	12.955	168.8
53	59 Luxury Racing	Ferrari F458 Italia	LM GTE Pro	Frederic Makowiecki	1:47.534	15		0	1:46.716	3	1:44.725	7	1:44.725	12.989	168.8
54	66 JMW Motorsport	Ferrari F458 Italia	LM GTE Pro	Rob Bell	1:47.941	14	2:07.325	5	1:46.923	3	1:44.730	6	1:44.730	12.994	168.7
55	77 Team Felbermayr - Proton	Porsche 911 RSR 997	LM GTE Pro	Richard Lietz	1:47.109	17		0	1:47.493	6	1:44.895	4	1:44.895	13.159	168.5
56	51 AF Corse	Ferrari F458 Italia	LM GTE Pro	Giancarlo Fisichella	1:46.028	29		0	1:45.954	12	1:45.130	5	1:45.130	13.394	168.1



ILMC 6 HOURS OF IMOLA After Qualifying Practice

Provisional Classification by Driver Fastest Lap

Nr	Team	Car	Class	Driver	Session 1		Session 2		Session 3		Session 4		Time	Gap	Kph
					Time	Laps	Time	Laps	Time	Laps	Time	Laps			
57	91 Hope Racing	FLM - Oreca - 09	FLM	Luca Moro	1:47.970	11	0	1:45.310	7	0	1:45.310	13.574	167.8		
58	89 Hankook Team Farmbacher	Ferrari F458 Italia	LM GTE Pro	Dominik Farnbacher	1:47.766	21	0	1:48.049	17	1:45.384	5	1:45.384	13.648	167.7	
43	RLR Msport	MG Lola EX265 - Judd	LM P2	Barry Gates	1:45.415	10	0	1:48.079	12	0	1:45.415	13.679	167.6		
59	93 Genoa Racing	FLM - Oreca - 09	FLM	Jens Petersen	1:45.451	6	0	1:50.121	11	0	1:45.451	13.715	167.6		
61	76 IMSA Performance Matmut	Porsche 911 RSR 997	LM GTE Pro	Patrick Pilet	1:47.964	14	2:02.866	4	1:46.495	13	1:45.467	6	1:45.467	13.731	167.6
62	92 Neil Garner Motorsport	FLM - Oreca - 09	FLM	Phil Keen	1:45.767	10	2:03.246	7	1:45.589	12	0	1:45.589	13.853	167.4	
63	Proton Competition	Porsche 911 RSR 997	LM GTE Am	Patrick Long	1:51.061	7	0	1:46.484	11	1:45.650	4	1:45.650	13.914	167.3	
64	59 Luxury Racing	Ferrari F458 Italia	LM GTE Pro	Stephane Ortelli	1:47.257	11	0	1:45.690	20	0	1:45.690	13.954	167.2		
65	75 Prospeed Competition	Porsche 911 RSR 997	LM GTE Pro	Marco Holzer	1:47.199	25	0	1:46.762	11	1:45.767	8	1:45.767	14.031	167.1	
66	58 Luxury Racing	Ferrari F458 Italia	LM GTE Pro	Ralph Firman	1:48.857	5	0	1:46.778	6	1:45.779	5	1:45.779	14.043	167.1	
79	Jota	Aston Martin Vantage	LM GTE Pro	Sam Hancock	1:47.800	11	2:06.032	6	1:48.440	8	1:45.841	7	1:45.841	14.105	167.0
68	61 AF Corse	Ferrari F430	LM GTE Am	Marco Cioci	1:48.263	14	0	1:48.568	7	1:45.906	7	1:45.906	14.170	166.9	
69	33 Level 5 Motorsports	Lola Coupe - HPD	LM P2	Joao Barbosa		1	0	1:46.066	12	0	1:46.066	14.330	166.6		
70	57 Krohn Racing	Ferrari F430	LM GTE Am	Michele Rugolo	1:47.871	22	2:05.546	9	0	1:46.219	10	1:46.219	14.483	166.4	
71	44 Extreme Limite AM Paris	Norma M200P - Judd	LM P2	Maurice Basso	1:48.550	6	0	1:46.246	11	0	1:46.246	14.510	166.3		
72	67 IMSA Performance Matmut	Porsche 911 RSR 997	LM GTE Am	Nicolas Armindo	1:48.484	20	2:01.257	5	1:47.984	9	1:46.283	6	1:46.283	14.547	166.3
73	99 JMB Racing	FLM - Oreca - 09	FLM	Kyle Marcelli	1:47.342	10	0	1:46.297	6	0	1:46.297	14.561	166.3		
74	71 AF Corse	Ferrari F458 Italia	LM GTE Pro	Toni Vilander	1:47.475	11	0	1:46.466	18	0	1:46.466	14.730	166.0		
75	23 MIK Corse	Zytek 09	LM P1	Ferdinando Geri		0	1:46.608	9	0	1:46.608	14.872	165.8			
76	50 Larbre Competition	Corvette C6-ZR1	LM GTE Am	Julien Canal	1:49.342	18	0	1:47.592	11	1:46.614	5	1:46.614	14.878	165.8	
77	56 BMW Motorsport	BMW M3	LM GTE Pro	Pedro Lamy	1:48.622	14	0	1:46.620	19	0	1:46.620	14.884	165.8		
78	99 JMB Racing	FLM - Oreca - 09	FLM	Chapman Ducote	1:54.279	13	0	1:46.635	14	0	1:46.635	14.899	165.7		
79	76 IMSA Performance Matmut	Porsche 911 RSR 997	LM GTE Pro	Wolf Henzler	1:48.251	14	2:02.327	4	1:46.708	11	0	1:46.708	14.972	165.6	
80	82 CRS Racing	Ferrari F430	LM GTE Am	Adam Christodoulou	1:49.360	6	2:11.439	7	1:47.098	14	1:46.798	6	1:46.798	15.062	165.5
81	55 BMW Motorsport	BMW M3	LM GTE Pro	Augusto Farfus	1:46.945	17	0	1:46.804	15	0	1:46.804	15.068	165.5		
82	36 RML	HPD ARX -01d	LM P2	Ben Collins		0	2:02.885	9	1:46.925	10	0	1:46.925	15.189	165.3	
66	JMW Motorsport	Ferrari F458 Italia	LM GTE Pro	James Walker		2:08.017	9	1:46.986	22	0	1:46.986	15.250	165.2		
84	43 RLR Msport	MG Lola EX265 - Judd	LM P2	Simon Phillips		0	2:04.897	12	1:47.033	10	0	1:47.033	15.297	165.1	
77	Team Felbermayr - Proton	Porsche 911 RSR 997	LM GTE Pro	Marc Lieb	1:48.598	12	0	1:47.050	19	0	1:47.050	15.314	165.1		
86	35 Oak Racing	Oak Pescarolo - Judd	LM P2	Frederic Da Rocha	1:47.354	6	0	2:02.592	7	0	1:47.354	15.618	164.6		
58	Luxury Racing	Ferrari F458 Italia	LM GTE Pro	Anthony Beltoise		2:07.081	7	1:47.609	16	0	1:47.609	15.733	164.2		
42	Strakka Racing	HPD ARX -01d	LM P2	Nick Leventis	1:47.904	7	0		1	0	1:47.904	16.168	163.8		
95	Pegasus Racing	FLM - Oreca - 09	FLM	Julien Schell	1:47.953	10	0	1:49.980	7	0	1:47.953	16.217	163.7		
89	Hankook Team Farmbacher	Ferrari F458 Italia	LM GTE Pro	Allan Simonsen	1:50.247	5	2:06.913	13	1:47.976	9	0	1:47.976	16.240	163.7	
62	CRS Racing	Ferrari F430	LM GTE Am	Roger Wills	1:57.132	3	2:09.779	13	1:50.617	7	1:48.176	10	1:48.176	16.440	163.4
88	Team Felbermayr-Proton	Porsche 911 RSR 997	LM GTE Am	Horst Felbermayr Jr.	1:51.306	15	0	1:52.062	13	1:48.197	8	1:48.197	16.461	163.3	
82	CRS Racing	Ferrari F430	LM GTE Am	Phil Quaife	1:48.939	8	2:04.055	7	1:48.572	9	0	1:48.572	16.836	162.8	
51	AF Corse	Ferrari F458 Italia	LM GTE Pro	Gianmaria Bruni		0	0	1:48.717	11	0	1:48.717	16.981	162.6		
95	Pegasus Racing	FLM - Oreca - 09	FLM	Mirco Schultis	1:48.872	9	2:08.334	7	0	0	1:48.872	17.136	162.3		
75	Prospeed Competition	Porsche 911 RSR 997	LM GTE Pro	Marc Goossens	1:49.994	8	2:00.407	9	1:48.921	14	0	1:48.921	17.185	162.2	
65	Lotus Jetalliance	Lotus Evora	LM GTE Pro	Jonathan Hirschi		0	1:50.477	9	1:49.037	9	1:49.037	17.301	162.1		
91	Hope Racing	FLM - Oreca - 09	FLM	Tor Graves	1:49.088	8	0	1:56.752	10	0	1:49.088	17.352	162.0		
36	RML	HPD ARX -01d	LM P2	Mike Newton	1:49.135	6	0	1:49.715	7	0	1:49.135	17.399	161.9		
35	Oak Racing	Oak Pescarolo - Judd	LM P2	Patrice Lafargue	1:49.184	12	0	1:49.645	8	0	1:49.184	17.448	161.9		
67	IMSA Performance Matmut	Porsche 911 RSR 997	LM GTE Am	Raymond Narac	1:51.152	12	2:07.090	4	1:49.431	13	0	1:49.431	17.695	161.5	
50	Larbre Competition	Corvette C6-ZR1	LM GTE Am	Patrick Bornhauser	1:52.702	4	0	1:49.523	11	0	1:49.523	17.787	161.4		
88	Team Felbermayr-Proton	Porsche 911 RSR 997	LM GTE Am	Christian Ried	1:51.824	6	0	1:49.720	12	0	1:49.720	17.984	161.1		
61	AF Corse	Ferrari F430	LM GTE Am	Stephane Lemeret	1:49.833	12	0	0	0	0	1:49.833	18.097	160.9		
57	Krohn Racing	Ferrari F430	LM GTE Am	Tracy Krohn	1:52.310	7	0	1:49.851	10	0	1:49.851	18.115	160.9		
93	Genoa Racing	FLM - Oreca - 09	FLM	Christian Zugel	1:49.981	14	0	1:51.513	9	0	1:49.981	18.245	160.7		
64	Lotus Jetalliance	Lotus Evora	LM GTE Pro	Lukas Lichtner-Hoyer		2:08.864	8	1:54.248	9	1:50.053	6	1:50.053	18.317	160.6	
63	Proton Competition	Porsche 911 RSR 997	LM GTE Am	Gianluca Roda	1:50.125	11	0	1:51.113	12	0	1:50.125	18.389	160.5		
79	Jota	Aston Martin Vantage	LM GTE Pro	Simon Dolan	1:50.204	15	0	1:54.275	10	0	1:50.204	18.468	160.4		
50	Larbre Competition	Corvette C6-ZR1	LM GTE Am	Gabriele Gardel	1:50.246	7	0	0	0	0	1:50.246	18.510	160.3		
61	AF Corse	Ferrari F430	LM GTE Am	Piergiuseppe Perazzini		0	1:51.317	18	0	0	1:51.317	19.581	158.8		
57	Krohn Racing	Ferrari F430	LM GTE Am	Niclas Jonsson		0	2:10.181	4	1:52.008	13	0	1:52.008	20.272	157.8	
65	Lotus Jetalliance	Lotus Evora	LM GTE Pro	James Rossiter		0	1:52.009	7	0	0	1:52.009	20.273	157.8		
82	CRS Racing	Ferrari F430	LM GTE Am	Klaas Hummel	1:52.726	20	0	0	0	0	1:52.726	20.990	156.8		
62	CRS Racing	Ferrari F430	LM GTE Am	Pierre Ehret	1:52.886	9	0	1:52.769	4	0	1:52.769	21.033	156.7		
64	Lotus Jetalliance	Lotus Evora	LM GTE Pro	Oskar Slingerland		1	2:15.432	5	1:54.667	8	0	1:54.667	22.931	154.1	



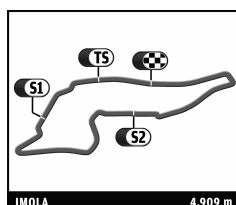
ILMC
6 HOURS OF IMOLA
 After Qualifying Practice

Provisional Classification by Driver Fastest Lap

Nr	Team	Car	Class	Driver	Session 1		Session 2		Session 3		Session 4		Time	Gap	Kph
					Time	Laps	Time	Laps	Time	Laps	Time	Laps			
117	92 Neil Garner Motorsport	FLM - Oreca - 09	FLM	John Hartshorne	1:56.202	18	0	1:57.741	10	0	1:56.202	24.466	152.1		
118	62 CRS Racing	Ferrari F430	LM GTE Am	Shaun Lynn	1:57.576	10	2:14.251	5	1:58.684	12	0	1:57.576	25.840	150.3	
119	65 Lotus Jetalliance	Lotus Evora	LM GTE Pro	Johnny Mowlem		0	1:59.251	6	0	0	1:59.251	27.515	148.2		
120	42 Strakka Racing	HPD ARX -01d	LM P2	Jonny Kane		0	0	1:59.678	7	0	1:59.678	27.942	147.7		
121	58 Luxury Racing	Ferrari F458 Italia	LM GTE Pro	François Jakubowski			2:08.687	7	0	0	2:08.687	36.951	137.3		
122	92 Neil Garner Motorsport	FLM - Oreca - 09	FLM	Steve Keating		0	2:10.501	15	0	0	2:10.501	38.765	135.4		
123	64 Lotus Jetalliance	Lotus Evora	LM GTE Pro	Martin Rich			0	2:10.660	5	0	2:10.660	38.924	135.3		

Published at:

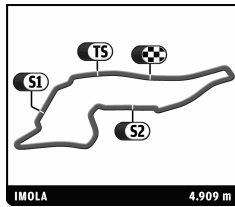
Race Director:	Timekeeper:
----------------	-------------



ILMC 6 HOURS OF IMOLA After Qualifying Practice

Provisional Classification by Driver Fastest Lap

Nr	Team	Car	Class	Driver	Time	Laps	Kph	Session
FLM								
93	Genoa Racing	FLM - Oreca - 09	FLM	Elton Julian	1:42.574	19	172.3	Qualifying Practice
99	JMB Racing	FLM - Oreca - 09	FLM	Nicolas Marroc	1:42.755	15	172.0	Qualifying Practice
95	Pegasus Racing	FLM - Oreca - 09	FLM	Patrick Simon	1:43.285	27	171.1	Qualifying Practice
91	Hope Racing	FLM - Oreca - 09	FLM	Shanqi Zhang	1:44.550	25	169.0	Qualifying Practice
91	Hope Racing	FLM - Oreca - 09	FLM	Luca Moro	1:45.310	18	167.8	Free Practice 3
93	Genoa Racing	FLM - Oreca - 09	FLM	Jens Petersen	1:45.451	17	167.6	Free Practice 1
92	Neil Garner Motorsport	FLM - Oreca - 09	FLM	Phil Keen	1:45.589	29	167.4	Free Practice 3
99	JMB Racing	FLM - Oreca - 09	FLM	Kyle Marcelli	1:46.297	16	166.3	Free Practice 3
99	JMB Racing	FLM - Oreca - 09	FLM	Chapman Ducote	1:46.635	27	165.7	Free Practice 3
95	Pegasus Racing	FLM - Oreca - 09	FLM	Julien Schell	1:47.953	17	163.7	Free Practice 1
95	Pegasus Racing	FLM - Oreca - 09	FLM	Mirco Schultis	1:48.872	16	162.3	Free Practice 1
91	Hope Racing	FLM - Oreca - 09	FLM	Tor Graves	1:49.088	18	162.0	Free Practice 1
93	Genoa Racing	FLM - Oreca - 09	FLM	Christian Zugel	1:49.981	23	160.7	Free Practice 1
92	Neil Garner Motorsport	FLM - Oreca - 09	FLM	John Hartshorne	1:56.202	28	152.1	Free Practice 1
92	Neil Garner Motorsport	FLM - Oreca - 09	FLM	Steve Keating	2:10.501	15	135.4	Free Practice 2
LM GTE Am								
63	Proton Competition	Porsche 911 RSR 997	LM GTE Am	Patrick Long	1:45.650	22	167.3	Qualifying Practice
61	AF Corse	Ferrari F430	LM GTE Am	Marco Cioci	1:45.906	28	166.9	Qualifying Practice
57	Krohn Racing	Ferrari F430	LM GTE Am	Michele Rugolo	1:46.219	41	166.4	Qualifying Practice
67	IMSA Performance Matmut	Porsche 911 RSR 997	LM GTE Am	Nicolas Armindo	1:46.283	40	166.3	Qualifying Practice
50	Larbre Competition	Corvette C6-ZR1	LM GTE Am	Julien Canal	1:46.614	34	165.8	Qualifying Practice
82	CRS Racing	Ferrari F430	LM GTE Am	Adam Christodoulou	1:46.798	33	165.5	Qualifying Practice
62	CRS Racing	Ferrari F430	LM GTE Am	Roger Wills	1:48.176	33	163.4	Qualifying Practice
88	Team Felbermayr-Proton	Porsche 911 RSR 997	LM GTE Am	Horst Felbermayr Jr.	1:48.197	36	163.3	Qualifying Practice
82	CRS Racing	Ferrari F430	LM GTE Am	Phil Quaife	1:48.572	24	162.8	Free Practice 3
67	IMSA Performance Matmut	Porsche 911 RSR 997	LM GTE Am	Raymond Narac	1:49.431	29	161.5	Free Practice 3
50	Larbre Competition	Corvette C6-ZR1	LM GTE Am	Patrick Bornhauser	1:49.523	15	161.4	Free Practice 3
88	Team Felbermayr-Proton	Porsche 911 RSR 997	LM GTE Am	Christian Ried	1:49.720	18	161.1	Free Practice 3
61	AF Corse	Ferrari F430	LM GTE Am	Stephane Lemeret	1:49.833	12	160.9	Free Practice 1
57	Krohn Racing	Ferrari F430	LM GTE Am	Tracy Krohn	1:49.851	17	160.9	Free Practice 3
63	Proton Competition	Porsche 911 RSR 997	LM GTE Am	Gianluca Roda	1:50.125	23	160.5	Free Practice 1
50	Larbre Competition	Corvette C6-ZR1	LM GTE Am	Gabriele Gardel	1:50.246	7	160.3	Free Practice 1
61	AF Corse	Ferrari F430	LM GTE Am	Piergiuseppe Perazzini	1:51.317	18	158.8	Free Practice 3
57	Krohn Racing	Ferrari F430	LM GTE Am	Niclas Jonsson	1:52.008	17	157.8	Free Practice 3
82	CRS Racing	Ferrari F430	LM GTE Am	Klaas Hummel	1:52.726	20	156.8	Free Practice 1
62	CRS Racing	Ferrari F430	LM GTE Am	Pierre Ehret	1:52.769	13	156.7	Free Practice 3
62	CRS Racing	Ferrari F430	LM GTE Am	Shaun Lynn	1:57.576	27	150.3	Free Practice 1
LM GTE Pro								
55	BMW Motorsport	BMW M3	LM GTE Pro	Jorg Muller	1:44.468	28	169.2	Qualifying Practice
56	BMW Motorsport	BMW M3	LM GTE Pro	Dirk Werner	1:44.683	36	168.8	Qualifying Practice
71	AF Corse	Ferrari F458 Italia	LM GTE Pro	Jaime Melo	1:44.691	24	168.8	Qualifying Practice
59	Luxury Racing	Ferrari F458 Italia	LM GTE Pro	Frederic Makowiecki	1:44.725	25	168.8	Qualifying Practice
66	JMW Motorsport	Ferrari F458 Italia	LM GTE Pro	Rob Bell	1:44.730	28	168.7	Qualifying Practice
77	Team Felbermayr - Proton	Porsche 911 RSR 997	LM GTE Pro	Richard Lietz	1:44.895	27	168.5	Qualifying Practice
51	AF Corse	Ferrari F458 Italia	LM GTE Pro	Giancarlo Fisichella	1:45.130	46	168.1	Qualifying Practice
89	Hankook Team Farmbacher	Ferrari F458 Italia	LM GTE Pro	Dominik Farnbacher	1:45.384	43	167.7	Qualifying Practice
76	IMSA Performance Matmut	Porsche 911 RSR 997	LM GTE Pro	Patrick Pilet	1:45.467	37	167.6	Qualifying Practice
59	Luxury Racing	Ferrari F458 Italia	LM GTE Pro	Stephane Ortelli	1:45.690	31	167.2	Free Practice 3
75	Prospeed Competition	Porsche 911 RSR 997	LM GTE Pro	Marco Holzer	1:45.767	44	167.1	Qualifying Practice
58	Luxury Racing	Ferrari F458 Italia	LM GTE Pro	Ralph Firman	1:45.779	16	167.1	Qualifying Practice
79	Jota	Aston Martin Vantage	LM GTE Pro	Sam Hancock	1:45.841	32	167.0	Qualifying Practice
71	AF Corse	Ferrari F458 Italia	LM GTE Pro	Toni Vilander	1:46.466	29	166.0	Free Practice 3
56	BMW Motorsport	BMW M3	LM GTE Pro	Pedro Lamy	1:46.620	33	165.8	Free Practice 3
76	IMSA Performance Matmut	Porsche 911 RSR 997	LM GTE Pro	Wolf Henzler	1:46.708	29	165.6	Free Practice 3
55	BMW Motorsport	BMW M3	LM GTE Pro	Augusto Farfus	1:46.804	32	165.5	Free Practice 3
66	JMW Motorsport	Ferrari F458 Italia	LM GTE Pro	James Walker	1:46.986	31	165.2	Free Practice 3



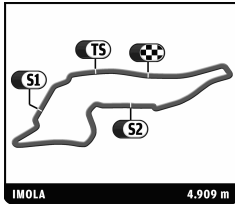
ILMC

6 HOURS OF IMOLA

After Qualifying Practice

Provisional Classification by Driver Fastest Lap

Nr	Team	Car	Class	Driver	Time	Laps	Kph	Session
77	Team Felbermayr - Proton	Porsche 911 RSR 997	LM GTE Pro	Marc Lieb	1:47.050	31	165.1	Free Practice 3
58	Luxury Racing	Ferrari F458 Italia	LM GTE Pro	Anthony Beltoise	1:47.609	23	164.2	Free Practice 3
89	Hankook Team Farmbacher	Ferrari F458 Italia	LM GTE Pro	Allan Simonsen	1:47.976	27	163.7	Free Practice 3
51	AF Corse	Ferrari F458 Italia	LM GTE Pro	Gianmaria Bruni	1:48.717	11	162.6	Free Practice 3
75	Prospeed Competition	Porsche 911 RSR 997	LM GTE Pro	Marc Goossens	1:48.921	31	162.2	Free Practice 3
65	Lotus Jetalliance	Lotus Evora	LM GTE Pro	Jonathan Hirschi	1:49.037	18	162.1	Qualifying Practice
64	Lotus Jetalliance	Lotus Evora	LM GTE Pro	Lukas Lichtner-Hoyer	1:50.053	23	160.6	Qualifying Practice
79	Jota	Aston Martin Vantage	LM GTE Pro	Simon Dolan	1:50.204	25	160.4	Free Practice 1
65	Lotus Jetalliance	Lotus Evora	LM GTE Pro	James Rossiter	1:52.009	7	157.8	Free Practice 3
64	Lotus Jetalliance	Lotus Evora	LM GTE Pro	Oskar Slingerland	1:54.667	14	154.1	Free Practice 3
65	Lotus Jetalliance	Lotus Evora	LM GTE Pro	Johnny Mowlem	1:59.251	6	148.2	Free Practice 3
58	Luxury Racing	Ferrari F458 Italia	LM GTE Pro	François Jakubowski	2:08.687	7	137.3	Free Practice 2
64	Lotus Jetalliance	Lotus Evora	LM GTE Pro	Martin Rich	2:10.660	5	135.3	Free Practice 3
LM P1								
7	Peugeot Sport Total	Peugeot 908	LM P1	Anthony Davidson	1:31.736	47	192.6	Qualifying Practice
1	Audi Sport Team Joest	Audi R18 TDI	LM P1	Marcel Fassler	1:32.354	36	191.4	Qualifying Practice
8	Peugeot Sport Total	Peugeot 908	LM P1	Stephane Sarrazin	1:32.732	48	190.6	Qualifying Practice
2	Audi Sport Team Joest	Audi R18 TDI	LM P1	Allan McNish	1:32.974	29	190.1	Qualifying Practice
7	Peugeot Sport Total	Peugeot 908	LM P1	Sebastien Bourdais	1:34.227	37	187.6	Free Practice 1
1	Audi Sport Team Joest	Audi R18 TDI	LM P1	Timo Bernhard	1:34.723	32	186.6	Free Practice 1
15	Oak Racing	Oak Pescarolo - Judd	LM P1	Guillaume Moreau	1:34.746	52	186.5	Qualifying Practice
12	Rebellion Racing	Lola B10/60 Coupe - Toyota	LM P1	Neel Jani	1:35.047	36	185.9	Qualifying Practice
8	Peugeot Sport Total	Peugeot 908	LM P1	Franck Montagny	1:35.102	29	185.8	Free Practice 1
13	Rebellion Racing	Lola B10/60 Coupe - Toyota	LM P1	Andrea Belicchi	1:35.700	24	184.7	Qualifying Practice
16	Pescarolo Team	Pescarolo - Judd	LM P1	Emmanuel Collard	1:35.996	30	184.1	Qualifying Practice
23	MIK Corse	Zytek 09	LM P1	Maximo Cortes	1:36.084	16	183.9	Qualifying Practice
2	Audi Sport Team Joest	Audi R18 TDI	LM P1	Tom Kristensen	1:36.921	40	182.3	Free Practice 1
15	Oak Racing	Oak Pescarolo - Judd	LM P1	Pierre Ragues	1:37.846	33	180.6	Free Practice 3
12	Rebellion Racing	Lola B10/60 Coupe - Toyota	LM P1	Nicolas Prost	1:38.188	24	180.0	Free Practice 1
23	MIK Corse	Zytek 09	LM P1	Giacomo Piccini	1:38.269	17	179.8	Free Practice 1
16	Pescarolo Team	Pescarolo - Judd	LM P1	Julien Jousse	1:39.052	11	178.4	Free Practice 3
16	Pescarolo Team	Pescarolo - Judd	LM P1	Christophe Tinseau	1:42.074	17	173.1	Free Practice 1
13	Rebellion Racing	Lola B10/60 Coupe - Toyota	LM P1	Jean-Christophe Boullion	1:42.996	17	171.6	Free Practice 3
23	MIK Corse	Zytek 09	LM P1	Ferdinando Geri	1:46.608	9	165.8	Free Practice 3
LM P2								
46	TDS Racing	Oreca 03 - Nissan	LM P2	Mathias Beche	1:37.208	26	181.8	Qualifying Practice
45	Boutsen Energy Racing	Oreca 03 - Nissan	LM P2	Dominik Kraihamer	1:37.476	36	181.3	Qualifying Practice
42	Strakka Racing	HPD ARX -01d	LM P2	Danny Watts	1:38.118	21	180.1	Qualifying Practice
26	Signatech Nissan	Oreca 03 - Nissan	LM P2	Soheil Ayari	1:38.351	27	179.7	Qualifying Practice
41	Greaves Motorsport	Zytek Z11SN - Nissan	LM P2	Tom Kimber-Smith	1:38.533	33	179.4	Qualifying Practice
33	Level 5 Motorsports	Lola Coupe - HPD	LM P2	Christophe Bouchut	1:38.959	22	178.6	Qualifying Practice
40	Race Performance	Oreca 03 - Judd	LM P2	Ralph Meichtry	1:38.991	12	178.5	Qualifying Practice
49	Oak Racing	Oak Pescarolo - Judd	LM P2	Alexandre Premat	1:39.130	31	178.3	Qualifying Practice
39	Pecom Racing	Lola B11/40 - Judd	LM P2	Pierre Kaffer	1:39.198	29	178.2	Qualifying Practice
39	Pecom Racing	Lola B11/40 - Judd	LM P2	Matias Russo	1:39.654	14	177.3	Free Practice 3
44	Extreme Limite AM Paris	Norma M200P - Judd	LM P2	Fabien Rosier	1:39.848	51	177.0	Qualifying Practice
35	Oak Racing	Oak Pescarolo - Judd	LM P2	Andrea Barlesi	1:40.146	32	176.5	Qualifying Practice
45	Boutsen Energy Racing	Oreca 03 - Nissan	LM P2	Nicolas De Crem	1:40.433	27	176.0	Free Practice 3
46	TDS Racing	Oreca 03 - Nissan	LM P2	Jody Firth	1:40.501	21	175.8	Free Practice 1
43	RLR Msport	MG Lola EX265 - Judd	LM P2	Rob Garofall	1:40.543	24	175.8	Qualifying Practice
36	RML	HPD ARX -01d	LM P2	Tommy Erdos	1:40.642	29	175.6	Qualifying Practice
26	Signatech Nissan	Oreca 03 - Nissan	LM P2	Lucas Ordoñez	1:41.892	12	173.4	Free Practice 1
26	Signatech Nissan	Oreca 03 - Nissan	LM P2	Franck Mailleux	1:42.076	25	173.1	Free Practice 1
40	Race Performance	Oreca 03 - Judd	LM P2	Michel Frey	1:42.323	29	172.7	Free Practice 1
40	Race Performance	Oreca 03 - Judd	LM P2	Marc Rostan	1:42.566	14	172.3	Free Practice 3
46	TDS Racing	Oreca 03 - Nissan	LM P2	Pierre Thiriet	1:42.676	39	172.1	Free Practice 1
41	Greaves Motorsport	Zytek Z11SN - Nissan	LM P2	Olivier Lombard	1:42.770	12	172.0	Free Practice 1
39	Pecom Racing	Lola B11/40 - Judd	LM P2	Luis Perez-Compagnon	1:42.790	17	171.9	Free Practice 3
33	Level 5 Motorsports	Lola Coupe - HPD	LM P2	Scott Tucker	1:43.433	18	170.9	Free Practice 1
49	Oak Racing	Oak Pescarolo - Judd	LM P2	Jacques Nicolet	1:43.870	28	170.1	Free Practice 1
41	Greaves Motorsport	Zytek Z11SN - Nissan	LM P2	Karim Ojeh	1:44.104	18	169.8	Free Practice 1



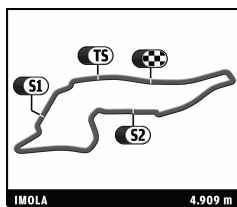
ILMC
6 HOURS OF IMOLA
 After Qualifying Practice

Provisional Classification by Driver Fastest Lap

Nr	Team	Car	Class	Driver	Time	Laps	Kph	Session
43	RLR Msport	MG Lola EX265 - Judd	LM P2	Barry Gates	1:45.415	22	167.6	Free Practice 1
33	Level 5 Motorsports	Lola Coupe - HPD	LM P2	Joao Barbosa	1:46.066	13	166.6	Free Practice 3
44	Extreme Limite AM Paris	Norma M200P - Judd	LM P2	Maurice Basso	1:46.246	17	166.3	Free Practice 3
36	RML	HPD ARX -01d	LM P2	Ben Collins	1:46.925	19	165.3	Free Practice 3
43	RLR Msport	MG Lola EX265 - Judd	LM P2	Simon Phillips	1:47.033	22	165.1	Free Practice 3
35	Oak Racing	Oak Pescarolo - Judd	LM P2	Frederic Da Rocha	1:47.354	13	164.6	Free Practice 1
42	Strakka Racing	HPD ARX -01d	LM P2	Nick Leventis	1:47.904	8	163.8	Free Practice 1
36	RML	HPD ARX -01d	LM P2	Mike Newton	1:49.135	13	161.9	Free Practice 1
35	Oak Racing	Oak Pescarolo - Judd	LM P2	Patrice Lafargue	1:49.184	20	161.9	Free Practice 1
42	Strakka Racing	HPD ARX -01d	LM P2	Jonny Kane	1:59.678	7	147.7	Free Practice 3

Published at:

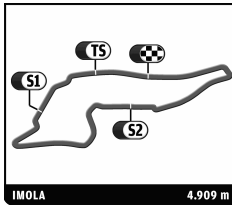
Race Director:	Timekeeper:
-----------------------	--------------------



ILMC 6 HOURS OF IMOLA Qualifying Practice

Best Sector Times

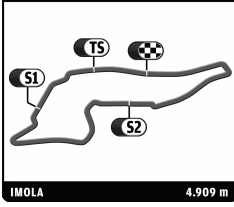
SECTOR 1			SECTOR 2		SECTOR 3		Pos	Team	Ideal Lap	Best Lap
Pos	Driver	Time	Driver	Time	Driver	Time				
1	A.Davidson	19.206	M.Fassler	38.108	A.Davidson	34.313	1	Peugeot Sport Total	1'31.736	1:31.736 (1)
2	A.McNish	19.348	A.Davidson	38.217	M.Fassler	34.568	2	Audi Sport Team Joest	1'32.281	1:32.354 (2)
3	S.Sarrazin	19.391	S.Sarrazin	38.389	S.Sarrazin	34.587	3	Peugeot Sport Total	1'32.367	1:32.732 (3)
4	M.Fassler	19.605	A.McNish	38.532	A.McNish	34.696	4	Audi Sport Team Joest	1'32.576	1:32.974 (4)
5	M.Cortes	20.038	G.Moreau	38.846	N.Jani	35.430	5	Oak Racing	1'34.593	1:34.746 (5)
6	N.Jani	20.044	N.Jani	39.539	G.Moreau	35.486	6	Rebellion Racing	1'35.013	1:35.047 (6)
7	E.Collard	20.128	E.Collard	39.719	M.Cortes	35.705	7	Pescarolo Team	1'35.623	1:35.996 (8)
8	A.Belicchi	20.229	A.Belicchi	39.727	A.Belicchi	35.742	8	Rebellion Racing	1'35.698	1:35.700 (7)
9	G.Moreau	20.261	M.Cortes	39.988	E.Collard	35.776	9	MIK Corse	1'35.731	1:36.084 (9)
10	M.Beche	20.629	D.Watts	40.215	M.Beche	36.110	10	TDS Racing	1'37.074	1:37.208 (10)
11	D.Kraihamer	20.700	M.Beche	40.335	D.Kraihamer	36.388	11	Boutsen Energy Racing	1'37.425	1:37.476 (11)
12	C.Bouchut	20.893	D.Kraihamer	40.337	S.Ayari	36.569	12	Strakka Racing	1'37.844	1:38.118 (12)
13	A.Premat	20.904	S.Ayari	40.676	C.Bouchut	36.664	13	Signatech Nissan	1'38.251	1:38.351 (13)
14	D.Watts	20.906	T.Kimber-Smith	40.743	T.Kimber-Smith	36.668	14	Greaves Motorsport	1'38.533	1:38.533 (14)
15	R.Meichtry	20.969	R.Meichtry	40.940	A.Premat	36.696	15	Level 5 Motorsports	1'38.740	1:38.959 (15)
16	S.Ayari	21.006	P.Kaffer	40.997	D.Watts	36.723	16	Race Performance	1'38.801	1:38.991 (16)
17	T.Kimber-Smith	21.122	C.Bouchut	41.183	P.Kaffer	36.860	17	Oak Racing	1'38.951	1:39.130 (17)
18	A.Barlesi	21.149	A.Premat	41.351	R.Meichtry	36.892	18	Pecom Racing	1'39.101	1:39.198 (18)
19	F.Rosier	21.182	A.Barlesi	41.387	F.Rosier	37.128	19	Extreme Limite AM Paris	1'39.755	1:39.848 (19)
20	P.Kaffer	21.244	F.Rosier	41.445	R.Garofall	37.429	20	Oak Racing	1'40.001	1:40.146 (20)
21	T.Erdos	21.471	R.Garofall	41.534	T.Erdos	37.455	21	RLR Msport	1'40.443	1:40.543 (21)
22	R.Garofall	21.480	T.Erdos	41.716	A.Barlesi	37.465	22	RML	1'40.642	1:40.642 (22)
23	E.Julian	21.636	E.Julian	42.812	N.Marroc	37.854	23	JMB Racing	1'42.332	1:42.755 (24)
24	N.Marroc	21.660	N.Marroc	42.818	E.Julian	38.022	24	Genoa Racing	1'42.470	1:42.574 (23)
25	P.Simon	21.788	P.Simon	43.397	P.Simon	38.075	25	Pegasus Racing	1'43.260	1:43.285 (25)
26	S.Zhang	21.925	D.Werner	43.781	S.Zhang	38.347	26	BMW Motorsport	1'44.272	1:44.468 (26)
27	J.Muller	21.952	J.Muller	43.788	F.Makowiecki	38.408	27	Luxury Racing	1'44.418	1:44.725 (30)
28	R.Lietz	22.024	J.Melo	43.847	J.Muller	38.532	28	Hope Racing	1'44.550	1:44.550 (27)
29	G.Fisichella	22.064	F.Makowiecki	43.873	R.Bell	38.547	29	BMW Motorsport	1'44.580	1:44.683 (28)
30	P.Long	22.092	R.Lietz	43.933	D.Werner	38.606	30	AF Corse	1'44.628	1:44.691 (29)
31	J.Melo	22.103	R.Bell	43.967	J.Melo	38.678	31	JMW Motorsport	1'44.730	1:44.730 (31)
32	F.Makowiecki	22.137	G.Fisichella	44.058	R.Lietz	38.800	32	Team Felbermayr - Proton	1'44.757	1:44.895 (32)
33	P.Pilet	22.152	D.Farnbacher	44.116	P.Long	38.857	33	AF Corse	1'45.048	1:45.130 (33)
34	M.Rugolo	22.174	P.Pilet	44.254	M.Holzer	38.922	34	Hankook Team Farnbacher	1'45.332	1:45.384 (34)
35	J.Canal	22.193	S.Zhang	44.278	G.Fisichella	38.926	35	IMSA Performance Matmut	1'45.434	1:45.467 (35)
36	D.Werner	22.193	S.Hancock	44.297	N.Armando	38.948	36	Jota	1'45.570	1:45.841 (39)
37	R.Firman	22.200	R.Firman	44.327	J.Canal	38.962	37	Proton Competition	1'45.595	1:45.650 (36)
38	N.Armando	22.201	M.Cioci	44.444	D.Farnbacher	39.008	38	Prospeed Competition	1'45.624	1:45.767 (37)
39	D.Farnbacher	22.208	M.Holzer	44.462	S.Hancock	39.012	39	Luxury Racing	1'45.643	1:45.779 (38)
40	R.Bell	22.216	P.Long	44.646	P.Pilet	39.028	40	AF Corse	1'45.817	1:45.906 (40)
41	M.Holzer	22.240	M.Rugolo	44.714	M.Cioci	39.063	41	IMSA Performance Matmut	1'45.916	1:46.283 (42)
42	S.Hancock	22.261	N.Armando	44.767	M.Rugolo	39.076	42	Krohn Racing	1'45.964	1:46.219 (41)
43	M.Cioci	22.310	A.Christodoulou	45.162	R.Firman	39.116	43	Larbre Competition	1'46.614	1:46.614 (43)
44	A.Christodoulou	22.463	J.Canal	45.459	A.Christodoulou	39.173	44	CRS Racing	1'46.798	1:46.798 (44)
45	R.Wills	22.553	H.Felbermayr Jr.	45.484	R.Wills	39.633	45	CRS Racing	1'47.728	1:48.176 (45)
46	H.Felbermayr Jr.	22.652	R.Wills	45.542	H.Felbermayr Jr.	39.713	46	Team Felbermayr-Proton	1'47.849	1:48.197 (46)
47	J.Hirschi	22.810	J.Hirschi	46.066	J.Hirschi	39.990	47	Lotus Jetalliance	1'48.866	1:49.037 (47)
48	L.Lichtner-Hoyer	22.956	L.Lichtner-Hoyer	46.635	L.Lichtner-Hoyer	40.462	48	Lotus Jetalliance	1'50.053	1:50.053 (48)



ILMC 6 HOURS OF IMOLA After Qualifying Practice

Event maximum speed

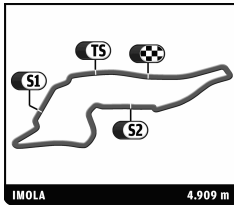
Team	Car	Class	Driver	Top Speed	Lap	Session
7 Peugeot Sport Total	Peugeot 908	LM P1	Sebastien Bourdais	300.0	7	Free Practice 1
8 Peugeot Sport Total	Peugeot 908	LM P1	Franck Montagny	300.0	6	Free Practice 1
2 Audi Sport Team Joest	Audi R18 TDI	LM P1	Allan McNish	293.5	6	Qualifying Practice
1 Audi Sport Team Joest	Audi R18 TDI	LM P1	Timo Bernhard	291.1	9	Free Practice 3
16 Pescarolo Team	Pescarolo - Judd	LM P1	Emmanuel Collard	288.0	15	Free Practice 1
12 Rebellion Racing	Lola B10/60 Coupe - Toyota	LM P1	Neel Jani	285.0	5	Qualifying Practice
23 MIK Corse	Zytek 09	LM P1	Maximo Cortes	280.5	4	Qualifying Practice
13 Rebellion Racing	Lola B10/60 Coupe - Toyota	LM P1	Andrea Belicchi	279.1	5	Qualifying Practice
15 Oak Racing	Oak Pescarolo - Judd	LM P1	Guillaume Moreau	276.9	16	Free Practice 1
49 Oak Racing	Oak Pescarolo - Judd	LM P2	Alexandre Premat	274.1	22	Free Practice 1
35 Oak Racing	Oak Pescarolo - Judd	LM P2	Andrea Barlesi	272.0	4	Qualifying Practice
40 Race Performance	Oreca 03 - Judd	LM P2	Ralph Meichtry	271.4	5	Qualifying Practice
41 Greaves Motorsport	Zytek Z11SN - Nissan	LM P2	Tom Kimber-Smith	268.0	7	Free Practice 1
44 Extreme Limite AM Paris	Norma M200P - Judd	LM P2	Fabien Rosier	268.0	4	Qualifying Practice
45 Boutsen Energy Racing	Oreca 03 - Nissan	LM P2	Dominik Kraihamer	268.0	5	Qualifying Practice
26 Signatech Nissan	Oreca 03 - Nissan	LM P2	Lucas Ordoñez	267.3	20	Free Practice 1
46 TDS Racing	Oreca 03 - Nissan	LM P2	Jody Firth	267.3	21	Free Practice 1
42 Strakka Racing	HPD ARX -01d	LM P2	Danny Watts	266.7	4	Qualifying Practice
95 Pegasus Racing	FLM - Oreca - 09	FLM	Patrick Simon	266.7	4	Qualifying Practice
91 Hope Racing	FLM - Oreca - 09	FLM	Shanqi Zhang	266.0	3	Qualifying Practice
36 RML	HPD ARX -01d	LM P2	Tommy Erdos	265.4	4	Qualifying Practice
92 Neil Garner Motorsport	FLM - Oreca - 09	FLM	Phil Keen	264.1	8	Free Practice 1
99 JMB Racing	FLM - Oreca - 09	FLM	Nicolas Marroc	263.4	4	Qualifying Practice
33 Level 5 Motorsports	Lola Coupe - HPD	LM P2	Christophe Bouchut	262.8	24	Free Practice 3
67 IMSA Performance Matmut	Porsche 911 RSR 997	LM GTE Am	Nicolas Armindo	262.8	4	Qualifying Practice
39 Pecom Racing	Lola B11/40 - Judd	LM P2	Pierre Kaffer	262.1	4	Qualifying Practice
50 Larbre Competition	Corvette C6-ZR1	LM GTE Am	Julien Canal	262.1	5	Qualifying Practice
55 BMW Motorsport	BMW M3	LM GTE Pro	Jorg Muller	262.1	3	Qualifying Practice
76 IMSA Performance Matmut	Porsche 911 RSR 997	LM GTE Pro	Patrick Pilet	262.1	3	Qualifying Practice
56 BMW Motorsport	BMW M3	LM GTE Pro	Dirk Werner	261.5	4	Qualifying Practice
63 Proton Competition	Porsche 911 RSR 997	LM GTE Am	Patrick Long	261.5	4	Qualifying Practice
77 Team Felbermayr - Proton	Porsche 911 RSR 997	LM GTE Pro	Richard Lietz	261.5	4	Qualifying Practice
93 Genoa Racing	FLM - Oreca - 09	FLM	Jens Petersen	261.5	16	Free Practice 1
82 CRS Racing	Ferrari F430	LM GTE Am	Adam Christodoulou	260.9	5	Qualifying Practice
57 Krohn Racing	Ferrari F430	LM GTE Am	Michele Rugolo	260.2	4	Qualifying Practice
62 CRS Racing	Ferrari F430	LM GTE Am	Roger Wills	260.2	6	Qualifying Practice
75 Prospeed Competition	Porsche 911 RSR 997	LM GTE Pro	Marco Holzer	260.2	3	Qualifying Practice
88 Team Felbermayr-Proton	Porsche 911 RSR 997	LM GTE Am	Horst Felbermayr Jr.	260.2	4	Qualifying Practice
61 AF Corse	Ferrari F430	LM GTE Am	Marco Cioci	259.6	4	Qualifying Practice
64 Lotus Jetalliance	Lotus Evora	LM GTE Pro	Lukas Lichtner-Hoyer	259.6	6	Qualifying Practice
43 RLR Msport	MG Lola EX265 - Judd	LM P2	Rob Garofall	259.0	5	Qualifying Practice
79 Jota	Aston Martin Vantage	LM GTE Pro	Sam Hancock	258.4	7	Qualifying Practice
59 Luxury Racing	Ferrari F458 Italia	LM GTE Pro	Frederic Makowiecki	257.8	21	Free Practice 1
89 Hankook Team Farmbacher	Ferrari F458 Italia	LM GTE Pro	Dominik Farnbacher	257.8	5	Qualifying Practice
58 Luxury Racing	Ferrari F458 Italia	LM GTE Pro	Ralph Firman	257.1	6	Qualifying Practice
65 Lotus Jetalliance	Lotus Evora	LM GTE Pro	Jonathan Hirschi	256.5	4	Qualifying Practice
66 JMW Motorsport	Ferrari F458 Italia	LM GTE Pro	Rob Bell	256.5	11	Free Practice 1
51 AF Corse	Ferrari F458 Italia	LM GTE Pro	Giancarlo Fisichella	255.9	18	Free Practice 1
71 AF Corse	Ferrari F458 Italia	LM GTE Pro	Jaime Melo	255.3	6	Qualifying Practice



ILMC
6 HOURS OF IMOLA
 Qualifying Practice

Fastest Lap Sequence

Practice Time	Team	Car	Class	Driver	Time	Kph	Lap
3:53.951	59 Luxury Racing	Ferrari F458 Italia	LM GTE Pro	Frederic Makowiecki	1:46.520	165.9	2
4:01.119	67 IMSA Performance Matmut	Porsche 911 RSR 997	LM GTE Am	Nicolas Armindo	1:46.510	165.9	2
5:39.129	59 Luxury Racing	Ferrari F458 Italia	LM GTE Pro	Frederic Makowiecki	1:45.178	168.0	3
9:11.152	55 BMW Motorsport	BMW M3	LM GTE Pro	Jorg Muller	1:44.715	168.8	2
10:55.620	55 BMW Motorsport	BMW M3	LM GTE Pro	Jorg Muller	1:44.468	169.2	3
33:23.790	1 Audi Sport Team Joest	Audi R18 TDI	LM P1	Marcel Fassler	1:33.274	189.5	2
35:02.838	7 Peugeot Sport Total	Peugeot 908	LM P1	Anthony Davidson	1:33.026	190.0	3
35:06.037	2 Audi Sport Team Joest	Audi R18 TDI	LM P1	Allan McNish	1:32.974	190.1	3
36:29.577	1 Audi Sport Team Joest	Audi R18 TDI	LM P1	Marcel Fassler	1:32.354	191.4	4
41:19.442	7 Peugeot Sport Total	Peugeot 908	LM P1	Anthony Davidson	1:31.736	192.6	7



ILMC

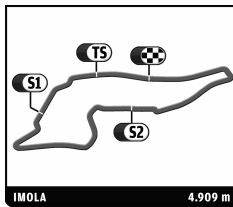
6 HOURS OF IMOLA

Qualifying Practice

Sector Analysis

■ Personal Best
 ■ Session Best
 ■ B Crossing the finish line in pit lane

Lap	D	Time	Sector 1	Sector 2	Sector 3	T. Spd	Elapsed	Lap	D	Time	Sector 1	Sector 2	Sector 3	T. Spd	Elapsed	
1	Audi Sport Team Joest 1.Timo Bernhard 2.Marcel Fassler Audi R18 TDI LM P1							1	1	37:54.013	...	43.059	39.031	182.4	37:54.013	
	2	2	1:36.361	19.846	38.737	34.691	289.5	33:23.790	2	1	1:36.361	20.725	39.809	35.827	276.2	39:30.374
	3	1	1:35.921	19.728	38.633	35.072	289.5	34:57.223	3	1	1:35.921	20.442	39.737	35.742	277.6	41:06.295
	4	1	1:36.048	19.653	39.374	35.364	290.3	38:03.968	4	1	1:36.048	20.304	39.930	35.814	278.4	42:42.343
	5	1	1:35.700	19.618	39.403	55.489	290.3	41:32.153	5	1	1:35.700	20.229	39.727	35.744	279.1	44:18.043
	6	2	1:33.354	19.605	38.181	34.568	291.1	36:29.577								
	5	2	1:34.391	19.653	39.374	35.364	290.3	38:03.968								
	6	2	1:33.675	19.999	38.108	35.568	290.3	39:37.643								
2	Audi Sport Team Joest 1.Tom Kristensen 2.Allan McNish Audi R18 TDI LM P1							1	2	31:59.650	...	41.122	37.060	201.5	31:59.650	
	2	2	1:33.413	19.720	38.646	35.047	288.0	33:33.063	2	2	1:35.155	20.378	39.132	35.645	276.2	37:04.728
	3	2	1:32.974	19.577	38.532	34.865	290.3	35:06.037	3	2	1:45.051	22.001	46.097	36.953	276.2	38:49.779
	4	2	1:34.347	19.465	40.115	34.767	292.7	36:40.384	4	2	1:34.913	20.261	39.166	35.486	276.9	40:24.692
	5	2	1:37.496	19.420	42.270	35.806	292.7	38:17.880	5	2	1:34.746	20.276	38.846	35.624	276.9	41:59.438
	6	2	1:33.569	19.673	39.200	34.696	293.5	39:51.449								
	7	2	1:49.947 B	19.348	39.344	51.255	291.1	41:41.396								
	7	2	1:49.947 B	19.348	39.344	51.255	291.1	41:41.396								
7	Peugeot Sport Total 1.Sebastien Bourdais 2.Anthony Davidson Peugeot 908 LM P1							1	2	31:53.885	...	43.170	40.245	174.8	31:53.885	
	2	2	1:35.927	20.510	39.861	35.556	291.9	33:29.812	1	1	32:09.095	...	41.663	36.038	200.7	32:09.095
	3	2	1:33.026	19.645	38.641	34.740	297.5	35:02.838	2	1	1:37.034	20.552	40.551	35.931	284.2	33:46.129
	4	2	1:33.765	19.410	39.135	35.220	299.2	36:36.603	3	1	1:36.820	20.508	40.099	36.213	285.0	35:22.949
	5	2	1:38.320	20.569	41.674	36.077	299.2	38:14.923	4	1	1:36.063	20.361	39.926	35.776	285.7	36:59.012
	6	2	1:32.783	19.495	38.753	34.535	300.0	39:47.706	5	1	1:40.822	21.122	43.126	36.574	285.7	38:39.834
	7	2	1:31.736	19.206	38.217	34.313	299.2	41:19.442	6	1	1:38.376	20.157	39.719	38.500	285.7	40:18.210
	7	2	1:31.736	19.206	38.217	34.313	299.2	41:19.442	7	1	1:36.420	20.419	39.914	36.087	286.5	41:54.630
8	Peugeot Sport Total 1.Franck Montagny 2.Stephane Sarrazin Peugeot 908 LM P1							1	2	35:51.094	...	45.472	37.219	189.5	35:51.094	
	2	2	1:33.419	19.787	38.993	34.639	295.9	37:24.513	8	1	1:43.404	20.289	45.942	37.173	288.0	43:38.034
	3	2	1:33.432	19.455	39.047	34.930	299.2	38:57.945	9	1	1:35.996	20.128	39.997	35.871	287.2	45:14.030
	4	2	1:32.732	19.468	38.677	34.587	298.3	40:30.677								
	5	2	1:32.762	19.569	38.389	34.804	298.3	42:03.439								
	6	2	1:32.909	19.391	38.597	34.921	297.5	43:36.348								
	7	2	1:33.043	19.567	38.665	34.811	299.2	45:09.391								
	8	2	1:32.940	19.434	38.450	35.056	297.5	46:42.331								
12	Rebellion Racing 1.Neel Jani 2.Nicolas Prost Lola B10/60 Coupe - Toyota LM P1							1	1	36:40.223	...	46.026	35.885	192.9	36:40.223	
	2	1	1:39.121	20.805	41.692	36.624	277.6	38:19.344								
	3	1	1:36.955	20.612	40.493	35.850	282.7	39:56.299								
	4	1	1:35.995	20.378	39.898	35.719	282.0	41:32.294								
	5	1	1:37.656	20.215	40.861	36.580	285.0	43:09.950								
	6	1	1:35.823	20.288	39.667	35.868	282.7	44:45.773								
	7	1	1:35.442	20.044	39.710	35.688	284.2	46:21.215								
	8	1	1:35.047	20.078	39.539	35.430	281.2	47:56.262								
13	Rebellion Racing 1.Andrea Belicchi 2.Jean-Christophe Boullion Lola B10/60 Coupe - Toyota LM P1							1	2	33:11.094	...	53.301	41.816	179.4	33:11.094	
	2	2	1:39.758	21.427	41.667	36.664	259.0	34:50.852								
15	Oak Racing 1.Pierre Ragues 2.Guillaume Moreau Oak Pescarolo - Judd LM P1							1	2	35:29.573	...	47.661	37.027	190.8	35:29.573	
	2	2	1:35.155	20.378	39.132	35.645	276.2	37:04.728								
	3	2	1:45.051	22.001	46.097	36.953	276.2	38:49.779								
	4	2	1:34.913	20.261	39.166	35.486	276.9	40:24.692								
	5	2	1:34.746	20.276	38.846	35.624	276.9	41:59.438								
16	Pescarolo Team 1.Emmanuel Collard 2.Christophe Tinseau Pescarolo - Judd LM P1							1	1	32:09.095	...	41.663	36.038	200.7	32:09.095	
	2	1	1:37.034	20.552	40.551	35.931	284.2	33:46.129								
	3	1	1:36.820	20.508	40.099	36.213	285.0	35:22.949								
	4	1	1:36.063	20.361	39.926	35.776	285.7	36:59.012								
	5	1	1:40.822	21.122	43.126	36.574	285.7	38:39.834								
	6	1	1:38.376	20.157	39.719	38.500	285.7	40:18.210								
	7	1	1:36.420	20.419	39.914	36.087	286.5	41:54.630								
	8	1	1:43.404	20.289	45.942	37.173	288.0	43:38.034								
	9	1	1:35.996	20.128	39.997	35.871	287.2	45:14.030								
23	MIK Corse 1.Maximo Cortes 2.Ferdinando Geri Zytek O9 LM P1							1	1	37:21.757	...	44.573	37.407	129.7	37:21.757	
	2	1	1:39.808	21.582	42.270	35.956	277.6	39:01.565								
	3	1	1:36.756	20.435	40.417	35.904	278.4	40:38.321								
	4	1	1:36.436	20.591	40.140	35.705	280.5	42:14.757								
	5	1	1:36.301	20.449	39.988	35.864	277.6	43:51.058								
	6	1	1:36.084	20.038	40.161	35.885	279.1	45:27.142								
26	Signatech Nissan 1.Franck Mailleux 2.Lucas Ordoñez Oreca 03 - Nissan LM P2							1	3	34:57.425	...	44.018	43.266	169.3	34:57.425	
	2	3	1:39.554	21.405	41.274	36.875	262.1	36:36.979								
	3	3	1:45.220	21.006	46.467	37.747	262.8	38:22.199								
	4	3	1:38.351	21.106	40.676	36.569	264.7	40:00.550								
	5	3	1:44.001	23.477	43.295	37.229	264.1	41:44.551								
	6	3	1:38.908	21.142	40.905	36.861	264.7	43:23.459								
33	Level 5 Motorsports 1.Scott Tucker 2.Christophe Bouchut Lola Coupe - HPD LM P2							1	2	33:11.094	...	53.301	41.816	179.4	33:11.094	
	2	2	1:39.758	21.427	41.667	36.664	259.0	34:50.852								
	3	2	1:38.959	21.033	41.235	36.691	260.9	36:29.811								
	4	2	1:39.710	20.893	41.796	37.021	262.8	38:09.521								
	5	2	1:39.582	21.078	41.595	36.909	262.1	39:49.103								
	6	2	1:41.570	21.353	43.038	37.179	260.9	41:30.673								
	7	2	1:39.191	21.180	41.265	36.746	260.2	43:09.864								
	8	2	1:39.089	21.050	41.183	36.856	262.1	44:48.953								



ILMC

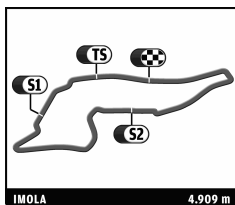
6 HOURS OF IMOLA

Qualifying Practice

Sector Analysis

■ Personal Best
 ■ Session Best
 ■ Crossing the finish line in pit lane

Lap	D	Time	Sector 1	Sector 2	Sector 3	T. Spd	Elapsed	Lap	D	Time	Sector 1	Sector 2	Sector 3	T. Spd	Elapsed
35		Oak Racing		Oak Pescarolo - Judd		LM P2									
		1. Andrea Barlesi		3. Patrice Lafargue											
		2. Frederic Da Rocha													
1	1	33:20.821	...	44.726	38.428	187.2	33:20.821								
2	1	1:41.439	21.432	42.017	37.990	266.7	35:02.260								
3	1	1:42.062	21.426	42.782	37.854	268.0	36:44.322								
4	1	1:41.654	21.381	42.332	37.941	272.0	38:25.976								
5	1	1:41.309	21.364	42.206	37.739	268.0	40:07.285								
6	1	1:40.713	21.609	41.387	37.717	270.0	41:47.998								
7	1	1:40.146	21.149	41.532	37.465	270.0	43:28.144								
36		RML		HPD ARX -01d		LM P2									
		1. Tommy Erdos		3. Ben Collins											
		2. Mike Newton													
1	1	38:25.698	...	49.622	39.039	115.9	38:25.698								
2	1	1:44.328	22.055	43.939	38.334	264.1	40:10.026								
3	1	1:42.483	22.264	42.690	37.529	264.1	41:52.509								
4	1	1:42.065	21.895	42.516	37.654	265.4	43:34.574								
5	1	1:41.432	21.553	42.041	37.838	264.7	45:16.006								
6	1	1:40.953	21.647	41.823	37.483	264.1	46:56.959								
7	1	1:40.642	21.471	41.716	37.455	261.5	48:37.601								
39		Pecom Racing		Lola B11/40 - Judd		LM P2									
		1. Luis Perez-Companc		3. Pierre Kaffer											
		2. Matias Russo													
1	3	32:30.718	...	46.509	38.972	155.2	32:30.718								
2	3	1:40.806	21.556	42.125	37.125	259.0	34:11.524								
3	3	1:41.096	21.253	42.658	37.185	259.6	35:52.620								
4	3	1:40.480	21.247	41.897	37.336	262.1	37:33.100								
5	3	4:17.094B	21.494	41.799	3:13.801	260.9	41:50.194								
6	3	2:00.672	37.309	45.033	38.330	188.8	43:50.866								
7	3	1:39.724	21.482	41.289	36.953	261.5	45:30.590								
8	3	1:39.347	21.244	41.243	36.860	260.9	47:09.937								
9	3	1:39.328	21.299	41.029	37.000	259.0	48:49.265								
10	3	1:39.198	21.245	40.997	36.956	259.0	50:28.463								
40		Race Performance		Oreca 03 - Judd		LM P2									
		1. Michel Frey		3. Marc Rostan											
		2. Ralph Meichtry													
1	2	33:18.178	...	46.254	38.673	182.1	33:18.178								
2	2	1:40.776	21.280	41.824	37.672	266.0	34:58.954								
3	2	1:40.993	20.969	43.093	36.931	269.3	36:39.947								
4	2	1:52.376	21.691	48.722	41.963	270.0	38:32.323								
5	2	1:40.974	21.084	42.187	37.703	271.4	40:13.297								
6	2	1:39.461	21.068	41.122	37.271	270.0	41:52.758								
7	2	1:38.991	21.159	40.940	36.892	265.4	43:31.749								
41		Greaves Motorsport		Zytek Z11SN - Nissan		LM P2									
		1. Karim Ojeh		3. Tom Kimber-Smith											
		2. Olivier Lombard													
1	3	33:56.605	...	44.369	38.250	154.9	33:56.605								
2	3	1:39.766	21.415	41.378	36.973	262.1	35:36.371								
3	3	1:43.774	21.288	44.597	37.889	266.0	37:20.145								
4	3	1:39.273	21.339	41.108	36.826	266.0	38:59.418								
5	3	1:38.533	21.122	40.743	36.668	267.3	40:37.951								
6	3	1:52.199	22.562	47.864	41.773	265.4	42:30.150								
7	3	2:00.067B	21.283	41.121	57.663	265.4	44:30.217								
42		Strakka Racing		HPD ARX -01d		LM P2									
		1. Nick Leventis		3. Jonny Kane											
		2. Danny Watts													
1	2	39:09.482B	...	50.201	1:37.229	177.3	39:09.482								
2	2	2:04.594	38.252	47.791	38.551	185.2	41:14.076								
3	2	1:38.752	20.912	40.872	36.968	265.4	42:52.828								
4	2	1:38.119	20.933	40.463	36.723	266.7	44:30.947								
5	2	1:38.118	20.906	40.215	36.997	266.0	46:09.065								
6	2	1:47.203	21.015	40.713	45.475	264.7	47:56.268								
43		RLR Msport		MG Lola EX265 - Judd		LM P2									
		1. Barry Gates		3. Simon Phillips											
		2. Rob Garofall													
1	2	32:59.291	...	45.983	40.174	147.1	32:59.291								
2	2	1:41.485	21.996	41.944	37.545	255.9	34:40.776								
3	2	1:40.756	21.684	41.643	37.429	256.5	36:21.532								
4	2	1:53.836	22.285	49.556	41.995	258.4	38:15.368								
5	2	1:42.355	21.875	42.369	38.111	259.0	39:57.723								
6	2	1:40.543	21.480	41.534	37.529	259.0	41:38.266								
44		Extreme Limite AM Paris		Norma M200P - Judd		LM P2									
		1. Fabien Rosier													
		2. Maurice Basso													
1	1	32:01.213	...	47.777	43.292	166.4	32:01.213								
2	1	1:41.950	21.927	42.323	37.700	267.3	33:43.163								
3	1	1:40.621	21.282	41.645	37.694	264.7	35:23.784								
4	1	1:39.942	21.182	41.457	37.303	268.0	37:03.726								
5	1	1:39.848	21.275	41.445	37.128	266.7	38:43.574								
6	1	1:40.253	21.317	41.595	37.341	262.8	40:23.827								
7	1	3:00.014B	27.315	1:08.399	1:24.300	176.2	43:23.841								
45		Boutsen Energy Racing		Oreca 03 - Nissan		LM P2									
		1. Dominik Kraihamer													
		2. Nicolas De Crem													
1	1	32:36.480	...	48.797	37.463	143.6	32:36.480								
2	1	1:38.555	20.902	41.062	36.591	264.1	34:15.035								
3	1	1:42.405	20.813	40.904	40.688	266.7	35:57.440								
4	1	1:38.065	20.719	40.661	36.685	267.3	37:35.505								
5	1	1:41.783	21.461	42.521	37.801	268.0	39:17.288								
6	1	1:37.910	20.769	40.416	36.725	266.7	40:55.198								
7	1	1:38.387	20.700	40.742	36.945	266.7	42:33.585								
8	1	1:37.476	20.751	40.337	36.388	267.3	44:11.061								
46		TDS Racing		Oreca 03 - Nissan		LM P2									
		1. Mathias Beche		3. Jody Firth											
		2. Pierre Thiriet													
1	1	32:11.329	...	43.467	36.755	143.8	32:11.329								



ILMC

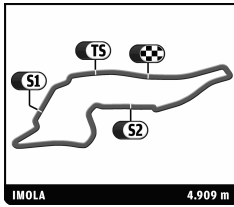
6 HOURS OF IMOLA

Qualifying Practice

Sector Analysis

■ Personal Best
 ■ Session Best
 ■ Crossing the finish line in pit lane

Lap	D	Time	Sector 1	Sector 2	Sector 3	T. Spd	Elapsed	Lap	D	Time	Sector 1	Sector 2	Sector 3	T. Spd	Elapsed
5	2	1:46.649	20.904	44.817	40.928	273.4	40:18.200								
6	2	1:47.760	22.153	47.047	38.560	274.1	42:05.960								
7	2	1:39.573	21.374	41.351	36.848	272.0	43:45.533								
50	Larbre Competition		3. Gabriele Gardel		Corvette C6-ZR1		LM GTE Am								
1. Patrick Bornhauser		2. Julien Canal													
1	2	3:44.089	2:13.090	49.883	41.116	168.7	3:44.089								
2	2	1:49.489	22.751	46.875	39.863	257.1	5:33.578								
3	2	1:47.380	22.467	45.638	39.275	259.6	7:20.958								
4	2	1:46.614	22.193	45.459	38.962	260.2	9:07.572								
5	2	2:07.817	22.358	46.429	59.030	262.1	11:15.389								
51	AF Corse		3. Stephane Lemeret		Ferrari F458 Italia		LM GTE Pro								
1. Giancarlo Fisichella		2. Gianmaria Bruni													
1	1	9:05.842	7:37.182	48.612	40.048	176.8	9:05.842								
2	1	1:45.636	22.360	44.232	39.044	255.9	10:51.478								
3	1	1:45.273	22.289	44.058	38.926	255.3	12:36.751								
4	1	1:47.981	22.075	45.265	40.641	254.7	14:24.732								
5	1	1:45.130	22.064	44.129	38.937	255.3	16:09.862								
55	BMW Motorsport		3. Roger Wills		BMW M3		LM GTE Pro								
1. Augusto Farfus		2. Jorg Muller													
1	2	7:26.437	5:57.890	45.484	43.063	175.6	7:26.437								
2	2	1:44.715	22.207	43.976	38.532	260.2	9:11.152								
3	2	1:44.468	21.985	43.788	38.695	262.1	10:55.620								
56	BMW Motorsport		3. Roger Wills		BMW M3		LM GTE Pro								
1. Dirk Werner		2. Pedro Lamy													
1	1	8:40.201	7:11.593	48.681	39.927	174.5	8:40.201								
2	1	1:45.349	22.193	44.119	39.037	259.0	10:25.550								
3	1	1:44.945	22.262	44.077	38.606	259.6	12:10.495								
4	1	1:45.035	22.244	43.814	38.977	261.5	13:55.530								
5	1	1:44.683	22.255	43.781	38.647	259.6	15:40.213								
57	Krohn Racing		3. Michele Rugolo		Ferrari F430		LM GTE Am								
1. Tracy Krohn		2. Niclas Jonsson													
1	3	2:36.061	1:05.425	46.866	43.770	177.3	2:36.061								
2	3	1:47.172	22.687	45.093	39.392	257.8	4:23.233								
3	3	1:53.243	22.237	47.236	43.770	259.0	6:16.476								
4	3	1:51.324	22.358	45.892	43.074	260.2	8:07.800								
5	3	2:14.261	22.249	46.060	1:05.952	260.2	10:22.061								
6	3	3:14.203	1:48.535	45.925	39.743	181.2	13:36.264								
7	3	1:48.119	22.406	44.714	40.999	258.4	15:24.383								
8	3	1:46.398	22.354	44.968	39.076	259.6	17:10.781								
9	3	1:46.219	22.174	44.853	39.192	260.2	18:57.000								
10	3	2:16.608	22.197	49.074	1:05.337	260.2	21:13.608								
58	Luxury Racing		3. Ralph Firman		Ferrari F458 Italia		LM GTE Pro								
1. Anthony Beltoise		2. François Jakubowski													
1	3	3:32.987	2:03.722	48.531	40.734	156.7	3:32.987								
2	3	1:47.808	23.066	45.055	39.687	252.3	5:20.795								
3	3	1:45.987	22.357	44.514	39.116	255.3	7:06.782								
4	3	1:45.779	22.200	44.327	39.252	256.5	8:52.561								
5	3	2:00.623	24.137	53.181	43.305	256.5	10:53.184								
59	Luxury Racing		3. Stephane Lemeret		Ferrari F458 Italia		LM GTE Pro								
1. Stephane Ortelli		2. Frederic Makowiecki													
1	2	2:07.431	31.888	52.771	42.772	164.6	2:07.431								
2	2	1:46.520	22.948	44.420	39.152	253.5	3:53.951								
3	2	1:45.178	22.243	44.171	38.764	254.7	5:39.129								
4	2	1:52.004	22.252	49.954	39.798	257.1	7:31.133								
5	2	1:44.725	22.178	44.139	38.408	255.9	9:15.858								
6	2	1:54.326	22.137	47.329	44.860	257.8	11:10.184								
7	2	1:44.930	22.243	43.873	38.814	255.9	12:55.114								
61	AF Corse		3. Stephane Lemeret		Ferrari F430		LM GTE Am								
1. Piergiuseppe Perazzini		2. Marco Cioci													
1	2	5:51.661	4:12.637	53.214	45.810	150.4	5:51.661								
2	2	1:47.170	22.877	45.052	39.241	254.7	7:38.831								
3	2	1:46.273	22.626	44.584	39.063	256.5	9:25.104								
4	2	1:46.157	22.416	44.594	39.147	259.6	11:11.261								
5	2	1:46.286	22.455	44.444	39.387	257.8	12:57.547								
6	2	1:45.906	22.310	44.528	39.068	257.8	14:43.453								
7	2	2:10.405	26.099	58.133	46.173	217.7	16:53.858								
62	CRS Racing		3. Roger Wills		Ferrari F430		LM GTE Am								
1. Pierre Ehret		2. Shaun Lynn													
1	3	3:07.764	1:38.594	48.150	41.020	163.9	3:07.764								
2	3	1:48.909	23.296	45.623	39.990	252.9	4:56.673								
3	3	1:48.819	22.749	45.596	40.474	257.1	6:45.492								
4	3	1:48.176	22.783	45.686	39.707	259.0	8:33.668								
5	3	1:48.238	22.553	45.646	40.039	259.6	10:21.906								
6	3	1:48.298	22.874	45.542	39.882	260.2	12:10.204								
7	3	1:51.025	23.052	45.998	41.975	256.5	14:01.229								
8	3	1:48.662	22.978	45.945	39.739	255.9	15:49.891								
9	3	1:56.871	25.068	50.992	40.811	222.7	17:46.762								
10	3	1:48.622	23.034	45.955	39.633	259.0	19:35.384								
63	Proton Competition		3. Jonathan Hirschi		Porsche 911 RSR 997		LM GTE Am								
1. Patrick Long		2. Gianluca Roda													
1	1	5:27.507	4:02.060	46.165	39.282	169.0	5:27.507								
2	1	1:46.114	22.310	44.912	38.892	260.2	7:13.621								
3	1	1:45.650	22.092	44.701	38.857	260.9	8:59.271								
4	1	1:46.247	22.258	44.646	39.343	261.5	10:45.518								
64	Lotus Jetalliance		3. Lukas Lichtner-Hoyer		Lotus Evora		LM GTE Pro								
1. Oskar Slingerland		2. Martin Rich													
1	3	6:26.413	4:52.598	50.919	42.896	161.2	6:26.413								
2	3	1:51.158	23.402	47.228	40.528	256.5	8:17.571								
3	3	1:50.921	23.082	47.005	40.834	255.9	10:08.492								
4	3	1:50.053	22.956	46.635	40.462	256.5	11:58.545								
5	3	2:03.917	26.271	51.147	46.499	257.1	14:02.462								
6	3	1:51.006	23.063	47.097	40.846	259.6	15:53.468								
65	Lotus Jetalliance		3. Jonathan Hirschi		Lotus Evora		LM GTE Pro								
1. James Rossiter		2. Johnny Mowlem													
1	3	2:52.416	1:23.336	48.459	40.621	139.4	2:52.416								



ILMC

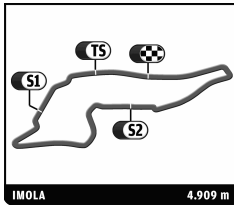
6 HOURS OF IMOLA

Qualifying Practice

Sector Analysis

■ Personal Best
 ■ Session Best
 ■ Crossing the finish line in pit lane

Lap	D	Time	Sector 1	Sector 2	Sector 3	T. Spd	Elapsed	Lap	D	Time	Sector 1	Sector 2	Sector 3	T. Spd	Elapsed
4	3	1:56.963	24.720	50.862	41.381	256.5	8:31.695	1	2	9:34.597	7:55.988	53.475	45.134	157.7	9:34.597
5	3	1:49.247	22.837	46.420	39.990	254.7	10:20.942	2	2	1:49.097	23.326	45.992	39.779	258.4	11:23.694
6	3	3:51.056 B	22.879	46.570	2:41.607	255.3	14:11.998	3	2	1:44.895	22.162	43.933	38.800	260.9	13:08.589
7	3	2:10.584	40.728	49.664	40.192	173.1	16:22.582	4	2	1:45.218	22.024	44.191	39.003	261.5	14:53.807
8	3	1:49.138	22.879	46.212	40.047	254.7	18:11.720								
9	3	1:49.037	22.810	46.066	40.161	253.5	20:00.757								
66 JMW Motorsport Ferrari F458 Italia															
1. Rob Bell LM GTE Pro															
2. James Walker															
1	1	10:14.250	8:46.591	46.358	41.301	173.6	10:14.250								
2	1	1:45.771	22.533	44.202	39.036	252.3	12:00.021								
3	1	1:45.258	22.555	44.014	38.689	254.1	13:45.279								
4	1	1:45.314	22.332	44.151	38.831	254.7	15:30.593								
5	1	1:44.730	22.216	43.967	38.547	255.3	17:15.323								
6	1	2:12.190 B	22.233	47.743	1:02.214	256.5	19:27.513								
67 IMSA Performance Matmut Porsche 911 RSR 997															
1. Nicolas Armino LM GTE Am															
2. Raymond Narac															
1	1	2:14.609	43.845	46.651	44.113	169.0	2:14.609								
2	1	1:46.510	22.536	45.026	38.948	261.5	4:01.119								
3	1	1:46.283	22.201	44.882	39.200	262.1	5:47.402								
4	1	1:46.407	22.443	44.767	39.197	262.8	7:33.809								
5	1	1:50.773	22.272	47.868	40.633	262.8	9:24.582								
6	1	2:18.956 B	31.953	48.749	58.254	260.9	11:43.538								
71 AF Corse Ferrari F458 Italia															
1. Jaime Melo LM GTE Pro															
2. Toni Vilander															
1	1	9:14.471	7:45.578	49.341	39.552	162.7	9:14.471								
2	1	1:48.676	22.626	44.712	41.338	254.7	11:03.147								
3	1	1:45.924	22.388	43.973	39.563	254.1	12:49.071								
4	1	1:44.691	22.166	43.847	38.678	254.7	14:33.762								
5	1	1:44.923	22.103	44.053	38.767	254.1	16:18.685								
75 Prospeed Competition Porsche 911 RSR 997															
1. Marc Goossens LM GTE Pro															
2. Marco Holzer															
1	2	8:05.015	6:33.616	49.400	41.999	133.8	8:05.015								
2	2	1:45.988	22.468	44.468	39.052	259.0	9:51.003								
3	2	1:45.767	22.280	44.565	38.922	260.2	11:36.770								
4	2	1:45.871	22.403	44.528	38.940	259.0	13:22.641								
5	2	1:59.356	28.882	50.679	39.795	197.8	15:21.997								
6	2	1:45.946	22.480	44.462	39.004	259.0	17:07.943								
7	2	1:48.356	23.183	45.730	39.443	235.3	18:56.299								
8	2	2:05.788 B	22.240	44.928	58.620	259.6	21:02.087								
76 IMSA Performance Matmut Porsche 911 RSR 997															
1. Patrick Pilet LM GTE Pro															
2. Wolf Henzler															
1	1	7:45.032	6:10.803	51.994	42.235	172.0	7:45.032								
2	1	1:45.467	22.185	44.254	39.028	259.6	9:30.499								
3	1	2:01.053	22.194	51.366	47.493	262.1	11:31.552								
4	1	2:02.609 B	22.152	44.531	55.926	260.9	13:34.161								
5	1	3:48.165	2:18.978	47.760	41.427	183.4	17:22.326								
6	1	2:06.535 B	22.242	44.728	59.565	260.9	19:28.861								
77 Team Felbermayr - Proton Porsche 911 RSR 997															
1. Marc Lieb LM GTE Pro															
2. Richard Lietz															
79 Jota Aston Martin Vantage															
1. Simon Dolan LM GTE Pro															
2. Sam Hancock															
1	2	2:23.840	50.681	49.867	43.292	170.1	2:23.840								
2	2	1:50.082	23.773	46.405	39.904	252.3	4:13.922								
3	2	1:46.025	22.716	44.297	39.012	254.7	5:59.947								
4	2	1:45.841	22.401	44.315	39.125	256.5	7:45.788								
5	2	1:45.849	22.432	44.341	39.076	257.1	9:31.637								
6	2	1:45.942	22.510	44.384	39.048	257.8	11:17.579								
7	2	1:46.037	22.305	44.648	39.084	258.4	13:03.616								
82 CRS Racing Ferrari F430															
1. Klaus Hummel LM GTE Am															
2. Adam Christodoulou 3. Phil Quaife															
1	2	9:04.665	7:24.728	52.766	47.171	156.1	9:04.665								
2	2	2:11.432	22.659	57.292	51.481	259.0	11:16.097								
3	2	1:47.667	22.925	45.167	39.575	257.8	13:03.764								
4	2	1:52.972	25.015	48.238	39.719	224.1	14:56.736								
5	2	1:47.065	22.481	45.246	39.338	260.9	16:43.801								
6	2	1:46.798	22.463	45.162	39.173	259.6	18:30.599								
88 Team Felbermayr-Proton Porsche 911 RSR 997															
1. Christian Ried LM GTE Am															
2. Horst Felbermayr Jr.															
1	2	2:32.038	1:00.487	49.777	41.774	168.0	2:32.038								
2	2	1:48.640	22.932	45.661	40.047	259.0	4:20.678								
3	2	1:48.885	22.811	46.021	40.053	259.6	6:09.563								
4	2	1:48.335	22.652	45.654	40.029	260.2	7:57.898								
5	2	1:48.197	23.000	45.484	39.713	247.7	9:46.095								
6	2	5:50.301 B	26.132	53.107	4:31.062	218.2	15:36.396								
7	2	2:16.846	39.570	56.995	40.281	180.6	17:53.242								
8	2	1:49.462	22.924	46.299	40.239	260.2	19:42.704								
89 Hankook Team Farmbacher Ferrari F458 Italia															
1. Dominik Farmbacher LM GTE Pro															
2. Allan Simonsen															
1	1	3:58.518	2:32.797	45.878	39.843	149.2	3:58.518								
2	1	1:48.223	22.686	44.426	41.111	253.5	5:46.741								
3	1	1:46.126	22.613	44.444	39.069	255.9	7:32.867								
4	1	1:45.648	22.393	44.116	39.139	257.1	9:18.515								
5	1	1:45.384	22.208	44.168	39.008	257.8	11:03.899								
91 Hope Racing FLM - Oreca - 09															
1. Luca Moro FLM															
2. Shanqi Zhang 3. Tor Graves															
1	2	32:44.562	...	47.486	39.744	177.3	32:44.562								
2	2	1:45.200	22.110	44.536	38.554	264.1	34:29.762								
3	2	1:44.550	21.925	44.278	38.347	266.0	36:14.312								
4	2	4:30.512 B	2:25.012	57.516	1:07.984	265.4	40:44.824								
93 Genoa Racing FLM - Oreca - 09															
1. Elton Julian FLM															
2. Christian Zugel 3. Jens Petersen															
1	1	32:49.213	...	45.980	39.707	145.9	32:49.213								
2	1	1:44.616	22.047	43.887	38.682	257.8	34:33.829								
3	1	1:44.353	22.000	43.741	38.612	256.5	36:18.182								



ILMC

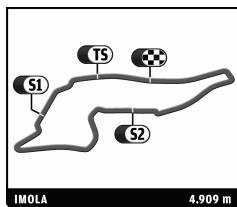
6 HOURS OF IMOLA

Qualifying Practice

Sector Analysis

■ Personal Best
 ■ Session Best
 ■ Crossing the finish line in pit lane

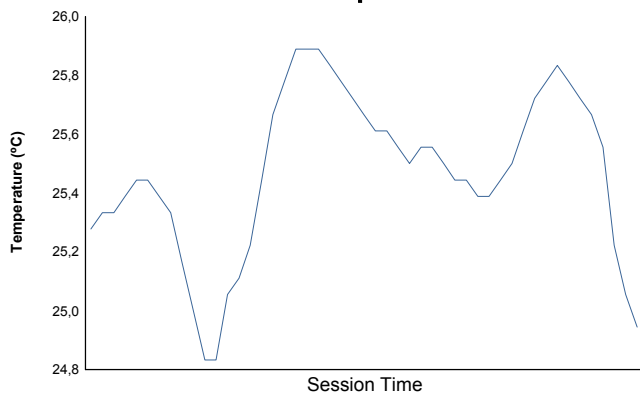
Lap	D	Time	Sector 1	Sector 2	Sector 3	T. Spd	Elapsed	Lap	D	Time	Sector 1	Sector 2	Sector 3	T. Spd	Elapsed
4	1	1:46.505	22.099	45.675	38.731	256.5	38:04.687								
5	1	1:43.538	21.695	43.385	38.458	260.2	39:48.225								
6	1	1:43.793	21.856	43.261	38.676	257.8	41:32.018								
7	1	1:42.574	21.636	42.916	38.022	261.5	43:14.592								
8	1	1:42.787	21.686	42.812	38.289	259.6	44:57.379								
95 Pegasus Racing FLM - Oreca - 09 1. Mirco Schultis 3. Julien Schell FLM 2. Patrick Simon															
1	2	34:01.246	...	45.485	39.009	169.8	34:01.246								
2	2	1:44.110	21.802	43.720	38.588	262.1	35:45.356								
3	2	1:50.225	23.967	46.415	39.843	262.1	37:35.581								
4	2	1:44.014	22.224	43.587	38.203	266.7	39:19.595								
5	2	1:43.285	21.788	43.397	38.100	264.7	41:02.880								
6	2	1:43.440	21.909	43.456	38.075	262.8	42:46.320								
99 JMB Racing FLM - Oreca - 09 1. Chapman Ducote 3. Nicolas Marroc FLM 2. Kyle Marcelli															
1	3	33:50.328	...	46.935	38.779	126.0	33:50.328								
2	3	1:44.196	22.035	43.954	38.207	260.2	35:34.524								
3	3	1:42.755	22.083	42.818	37.854	260.2	37:17.279								
4	3	1:48.328	22.233	48.152	37.943	263.4	39:05.607								
5	3	2:13.222	21.660	1:12.794	38.768	262.8	41:18.829								
6	3	1:43.482	22.211	43.242	38.029	259.6	43:02.311								



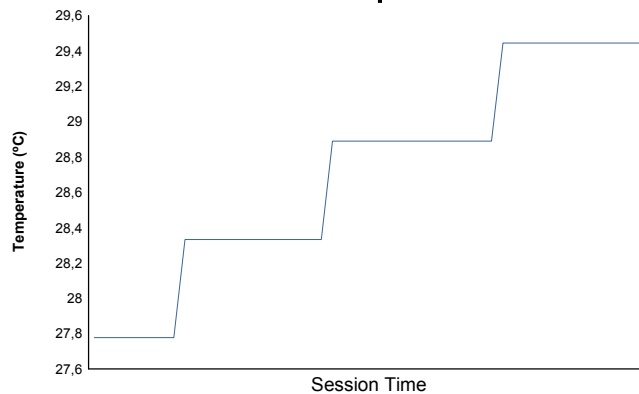
Computerised results and timing service

6 HOURS OF IMOLA
ILMC
Qualifying Practice
Weather Report

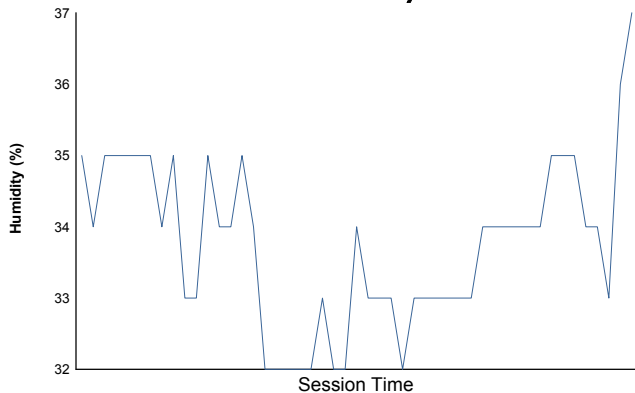
Air Temperature



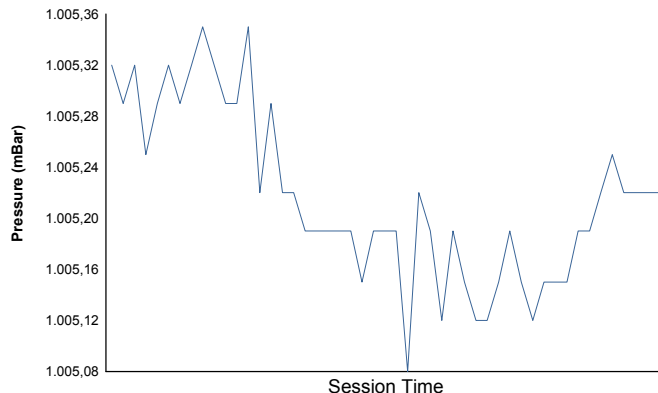
Track Temperature



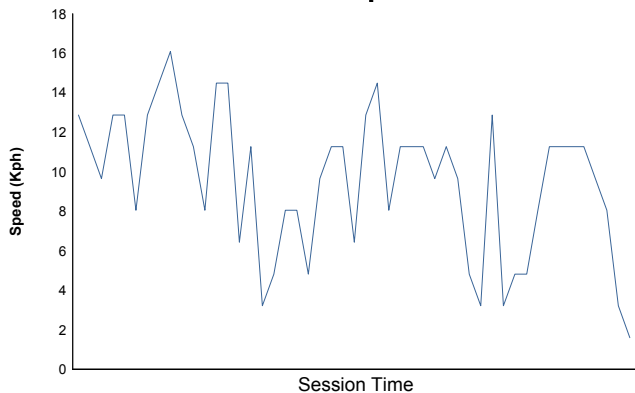
Humidity



Pressure

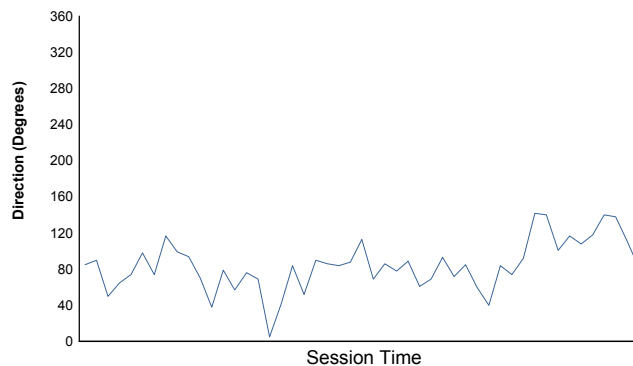


Wind Speed



Wind direction

North = 0°/360° Est = 90° South = 180° West = 270°



Track Status:

DRY