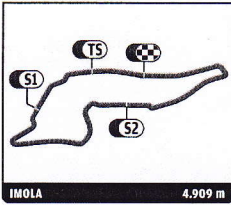


Annexa 13 1/3



# ILMC 6 HOURS OF IMOLA Free Practice 3

## Classification

Nr.	Team	Drivers	Car	Cl	Ty	Time	Lap Total	Gap	Kph
1	1 Audi Sport Team Joest	T. Bernhard / M. Fassler	Audi R18 TDI	LM P1	M	<b>1:34.609</b>	20 25	- -	<b>186.8</b>
2	7 Peugeot Sport Total	S. Bourdais / A. Davidson	Peugeot 908	LM P1	M	<b>1:34.635</b>	26 27	+0.026 +0.026	<b>186.7</b>
3	8 Peugeot Sport Total	F. Montagny / S. Sarrazin	Peugeot 908	LM P1	M	<b>1:34.753</b>	20 23	+0.144 +0.118	<b>186.5</b>
4	2 Audi Sport Team Joest	T. Kristensen / A. McNish	Audi R18 TDI	LM P1	M	<b>1:37.109</b>	17 21	+2.500 +2.356	<b>182.0</b>
5	15 Oak Racing	P. Ragues / G. Moreau	Oak Pescarolo - Judd	LM P1	D	<b>1:37.311</b>	26 27	+2.702 +0.202	<b>181.6</b>
6	12 Rebellion Racing	N. Jani / N. Prost	Lola B10/60 Coupe - Toyota	LM P1	M	<b>1:37.628</b>	22 22	+3.019 +0.317	<b>181.0</b>
7	45 Boutsen Energy Racing	D. Kraihamer / N. De Crem	Oreca 03 - Nissan	LM P2	D	<b>1:38.152</b>	19 22	+3.543 +0.524	<b>180.1</b>
8	16 Pescarolo Team	E. Collard / C. Tinseau / J. Jousse	Pescarolo - Judd	LM P1	M	<b>1:39.052</b>	24 24	+4.443 +0.900	<b>178.4</b>
9	46 TDS Racing	M. Beche / P. Thiriet / J. Firth	Oreca 03 - Nissan	LM P2	M	<b>1:39.368</b>	20 24	+4.759 +0.316	<b>177.8</b>
10	41 Greaves Motorsport	K. Ojeh / O. Lombard / T. Kimber-Smith	Zytek Z11SN - Nissan	LM P2	D	<b>1:39.522</b>	24 25	+4.913 +0.154	<b>177.6</b>
11	26 Signatech Nissan	F. Maillieux / L. Ordoñez / S. Ayari	Oreca 03 - Nissan	LM P2	D	<b>1:39.612</b>	22 22	+5.003 +0.090	<b>177.4</b>
12	39 Pecom Racing	L. Perez-Companc / M. Russo / P. Kaffer	Lola B11/40 - Judd	LM P2	M	<b>1:39.654</b>	23 23	+5.045 +0.042	<b>177.3</b>
13	33 Level 5 Motorsports	S. Tucker / C. Bouchut / J. Barbosa	Lola Coupe - HPD	LM P2	M	<b>1:40.417</b>	23 23	+5.808 +0.763	<b>176.0</b>
14	40 Race Performance	R. Meichtry / M. Frey / M. Rostan	Oreca 03 - Judd	LM P2	D	<b>1:41.721</b>	22 22	+7.112 +1.304	<b>173.7</b>
15	35 Oak Racing	A. Barlesi / F. Da Rocha / P. Lafargue	Oak Pescarolo - Judd	LM P2	D	<b>1:41.743</b>	20 23	+7.134 +0.022	<b>173.7</b>
16	23 MIK Corse	M. Cortes / F. Geri / G. Piccini	Zytek 09	LM P1	M	<b>1:42.846</b>	7 19	+8.237 +1.103	<b>171.8</b>
17	13 Rebellion Racing	A. Belicchi / J. Boullion	Lola B10/60 Coupe - Toyota	LM P1	M	<b>1:42.996</b>	14 15	+8.387 +0.150	<b>171.6</b>
18	36 RML	T. Erdos / M. Newton / B. Collins	HPD ARX -01d	LM P2	M	<b>1:44.964</b>	20 21	+10.355 +1.968	<b>168.4</b>
19	95 Pegasus Racing	M. Schultis / P. Simon / J. Schell	FLM - Oreca - 09	FLM	M	<b>1:45.196</b>	13 13	+10.587 +0.232	<b>168.0</b>
20	91 Hope Racing	L. Moro / S. Zhang / T. Graves	FLM - Oreca - 09	FLM	M	<b>1:45.310</b>	24 25	+10.701 +0.114	<b>167.8</b>
21	92 Neil Garner Motorsport	J. Hartshorne / S. Keating / P. Keen	FLM - Oreca - 09	FLM	M	<b>1:45.589</b>	22 22	+10.980 +0.279	<b>167.4</b>
22	59 Luxury Racing	S. Orelli / F. Makowiecki	Ferrari F458 Italia	LM GTE Pro	M	<b>1:45.690</b>	19 23	+11.081 +0.101	<b>167.2</b>
23	71 AF Corse	J. Melo / T. Vilander	Ferrari F458 Italia	LM GTE Pro	M	<b>1:45.747</b>	17 22	+11.138 +0.057	<b>167.1</b>
24	93 Genoa Racing	E. Julian / C. Zugel / J. Petersen	FLM - Oreca - 09	FLM	M	<b>1:45.878</b>	23 23	+11.269 +0.131	<b>166.9</b>
25	49 Oak Racing	J. Nicolet / A. Premat	Oak Pescarolo - Judd	LM P2	D	<b>1:45.926</b>	18 21	+11.317 +0.048	<b>166.8</b>
26	51 AF Corse	G. Fisichella / G. Bruni	Ferrari F458 Italia	LM GTE Pro	M	<b>1:45.954</b>	18 23	+11.345 +0.028	<b>166.8</b>
27	44 Extreme Limite AM Paris	F. Rosier / M. Basso	Norma M200P - Judd	LM P2	D	<b>1:46.015</b>	11 23	+11.406 +0.061	<b>166.7</b>
28	99 JMB Racing	C. Ducote / K. Marcelli / N. Marroc	FLM - Oreca - 09	FLM	M	<b>1:46.297</b>	15 20	+11.688 +0.282	<b>166.3</b>
29	63 Proton Competition	P. Long / G. Roda	Porsche 911 RSR (997)	LM GTE Am	M	<b>1:46.484</b>	21 23	+11.875 +0.187	<b>166.0</b>
30	76 IMSA Performance Matmut	P. Pilet / W. HENZLER	Porsche 911 RSR (997)	LM GTE Pro	M	<b>1:46.495</b>	16 24	+11.886 +0.011	<b>165.9</b>
31	56 BMW Motorsport	D. Werner / P. Lamy	BMW M3	LM GTE Pro	D	<b>1:46.547</b>	25 26	+11.938 +0.052	<b>165.9</b>
32	75 Prospeed Competition	M. Goossens / M. Holzer	Porsche 911 RSR (997)	LM GTE Pro	M	<b>1:46.762</b>	24 25	+12.153 +0.215	<b>165.5</b>
33	58 Luxury Racing	A. Beltoise / F. Jakubowski / R. Firman	Ferrari F458 Italia	LM GTE Pro	M	<b>1:46.778</b>	21 22	+12.169 +0.016	<b>165.5</b>
34	55 BMW Motorsport	A. Farfus / J. Muller	BMW M3	LM GTE Pro	D	<b>1:46.804</b>	14 26	+12.195 +0.026	<b>165.5</b>
35	66 JMW Motorsport	R. Bell / J. Walker	Ferrari F458 Italia	LM GTE Pro	D	<b>1:46.923</b>	24 25	+12.314 +0.119	<b>165.3</b>
36	43 RLR Msport	B. Gates / R. Garofall / S. Phillips	MG Lola EX265 - Judd	LM P2	D	<b>1:47.033</b>	25 26	+12.424 +0.110	<b>165.1</b>
37	77 Team Felbermayr - Proton	M. Lieb / R. Lietz	Porsche 911 RSR (997)	LM GTE Pro	M	<b>1:47.050</b>	18 25	+12.441 +0.017	<b>165.1</b>
38	82 CRS Racing	K. Hummel / A. Christodoulou / P. Quaife	Ferrari F430	LM GTE Am	M	<b>1:47.098</b>	21 23	+12.489 +0.048	<b>165.0</b>
39	50 Larbre Competition	P. Bornhauser / J. Canal / G. Gardel	Corvette C6-ZR1	LM GTE Am	M	<b>1:47.592</b>	21 22	+12.983 +0.494	<b>164.3</b>
40	89 Hankook Team Farnbacher	D. Farnbacher / A. Simonsen	Ferrari F458 Italia	LM GTE Pro	H	<b>1:47.976</b>	24 26	+13.367 +0.384	<b>163.7</b>
41	67 IMSA Performance Matmut	N. Armindo / R. Narac	Porsche 911 RSR (997)	LM GTE Am	M	<b>1:47.984</b>	14 22	+13.375 +0.008	<b>163.7</b>
42	79 Jota	S. Dolan / S. Hancock	Aston Martin Vantage	LM GTE Pro	D	<b>1:48.440</b>	18 18	+13.831 +0.456	<b>163.0</b>
43	61 AF Corse	P. Perazzini / M. Cioci / S. Lemeret	Ferrari F430	LM GTE Am	M	<b>1:48.568</b>	23 25	+13.959 +0.128	<b>162.8</b>
44	88 Team Felbermayr-Proton	C. Ried / H. Felbermayr Jr.	Porsche 911 RSR (997)	LM GTE Am	M	<b>1:49.720</b>	17 25	+15.111 +1.152	<b>161.1</b>
45	57 Krohn Racing	T. Krohn / N. Jonsson / M. Rugolo	Ferrari F430	LM GTE Am	D	<b>1:49.851</b>	22 23	+15.242 +0.131	<b>160.9</b>
46	65 Lotus Jetalliance	J. Rossiter / J. Mowlem / J. Hirschi	Lotus Evora	LM GTE Pro	M	<b>1:50.477</b>	22 22	+15.868 +0.626	<b>160.0</b>
47	62 CRS Racing	P. Ehret / S. Lynn / R. Wills	Ferrari F430	LM GTE Am	M	<b>1:50.617</b>	18 23	+16.008 +0.140	<b>159.8</b>
48	64 Lotus Jetalliance	O. Slingerland / M. Rich / L. Lichtner-Hoyer	Lotus Evora	LM GTE Pro	M	<b>1:54.248</b>	8 22	+19.639 +3.631	<b>154.7</b>
49	42 Strakka Racing	N. Leventis / D. Watts / J. Kane	HPD ARX -01d	LM P2	M	<b>1:59.678</b>	3 8	+25.069 +5.430	<b>147.7</b>

**Fastest Lap** | Lap 20 | Marcel Fassler | **1:34.609** | 186.8 Kph

Published at: .....

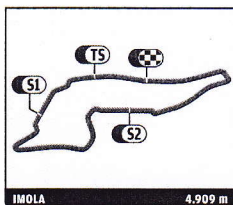
Track Status: **WET**

Race Director:

*Johas*

Timekeeper:

*[Signature]*



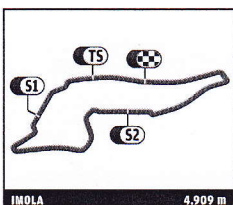
# ILMC 6 HOURS OF IMOLA Free Practice 3 Classification by Class

Nr. Team	Drivers	Car	Ty	Time	Lap Total	Gap	Kph
<b>LM P1</b>							
1	1 Audi Sport Team Joest	T. Bernhard / M. Fassler	Audi R18 TDI	M	<b>1:34.609</b>	20 25	<b>186.8</b>
2	7 Peugeot Sport Total	S. Bourdais / A. Davidson	Peugeot 908	M	<b>1:34.635</b>	26 27 +0.026 +0.026	<b>186.7</b>
3	8 Peugeot Sport Total	F. Montagny / S. Sarrazin	Peugeot 908	M	<b>1:34.753</b>	20 23 +0.144 +0.118	<b>186.5</b>
4	2 Audi Sport Team Joest	T. Kristensen / A. McNish	Audi R18 TDI	M	<b>1:37.109</b>	17 21 +2.500 +2.356	<b>182.0</b>
5	15 Oak Racing	P. Ragues / G. Moreau	Oak Pescarolo - Judd	D	<b>1:37.311</b>	26 27 +2.702 +0.202	<b>181.6</b>
6	12 Rebellion Racing	N. Jani / N. Prost	Lola B10/60 Coupe - Toyota	M	<b>1:37.628</b>	22 22 +3.019 +0.317	<b>181.0</b>
7	16 Pescarolo Team	E. Collard / C. Tinseau / J. Jousse	Pescarolo - Judd	M	<b>1:39.052</b>	24 24 +4.443 +1.424	<b>178.4</b>
8	23 MIK Corse	M. Cortes / F. Geri / G. Piccini	Zytek 09	M	<b>1:42.846</b>	7 19 +8.237 +3.794	<b>171.8</b>
9	13 Rebellion Racing	A. Belicchi / J. Boullion	Lola B10/60 Coupe - Toyota	M	<b>1:42.996</b>	14 15 +8.387 +0.150	<b>171.6</b>
<b>LM P2</b>							
1	45 Boutsen Energy Racing	D. Kraihamer / N. De Crem	Oreca 03 - Nissan	D	<b>1:38.152</b>	19 22	<b>180.1</b>
2	46 TDS Racing	M. Beche / P. Thiriet / J. Firth	Oreca 03 - Nissan	M	<b>1:39.368</b>	20 24 +1.216 +1.216	<b>177.8</b>
3	41 Greaves Motorsport	K. Ojeh / O. Lombard / T. Kimber-Smith	Zytek Z11SN - Nissan	D	<b>1:39.522</b>	24 25 +1.370 +0.154	<b>177.6</b>
4	26 Signatech Nissan	F. Mailleux / L. Ordoñez / S. Ayari	Oreca 03 - Nissan	D	<b>1:39.612</b>	22 22 +1.460 +0.090	<b>177.4</b>
5	39 Pecom Racing	L. Perez-Compagnon / M. Russo / P. Kaffer	Lola B11/40 - Judd	M	<b>1:39.654</b>	23 23 +1.502 +0.042	<b>177.3</b>
6	33 Level 5 Motorsports	S. Tucker / C. Bouchut / J. Barbosa	Lola Coupe - HPD	M	<b>1:40.417</b>	23 23 +2.265 +0.763	<b>176.0</b>
7	40 Race Performance	R. Meichtry / M. Frey / M. Rostan	Oreca 03 - Judd	D	<b>1:41.721</b>	22 22 +3.569 +1.304	<b>173.7</b>
8	35 Oak Racing	A. Barlesi / F. Da Rocha / P. Lafargue	Oak Pescarolo - Judd	D	<b>1:41.743</b>	20 23 +3.591 +0.022	<b>173.7</b>
9	36 RML	T. Erdos / M. Newton / B. Collins	HPD ARX -01d	M	<b>1:44.964</b>	20 21 +6.812 +3.221	<b>168.4</b>
10	49 Oak Racing	J. Nicolet / A. Premat	Oak Pescarolo - Judd	D	<b>1:45.926</b>	18 21 +7.774 +0.962	<b>166.8</b>
11	44 Extreme Limite AM Paris	F. Rosier / M. Basso	Norma M200P - Judd	D	<b>1:46.015</b>	11 23 +7.863 +0.089	<b>166.7</b>
12	43 RLR Msport	B. Gates / R. Carofall / S. Phillips	MG Lola EX265 - Judd	D	<b>1:47.033</b>	25 26 +8.881 +1.018	<b>165.1</b>
13	42 Strakka Racing	N. Leventis / D. Watts / J. Kane	HPD ARX -01d	M	<b>1:59.678</b>	3 8 +21.526+12.645	<b>147.7</b>
<b>LM GTE Pro</b>							
1	59 Luxury Racing	S. Ortelli / F. Makowiecki	Ferrari F458 Italia	M	<b>1:45.690</b>	19 23	<b>167.2</b>
2	71 AF Corse	J. Melo / T. Vilander	Ferrari F458 Italia	M	<b>1:45.747</b>	17 22 +0.057 +0.057	<b>167.1</b>
3	51 AF Corse	G. Fischella / G. Bruni	Ferrari F458 Italia	M	<b>1:45.954</b>	18 23 +0.264 +0.207	<b>166.8</b>
4	76 IMSA Performance Matmut	P. Pilet / W. HENZLER	Porsche 911 RSR (997)	M	<b>1:46.495</b>	16 24 +0.805 +0.541	<b>165.9</b>
5	56 BMW Motorsport	D. Werner / P. Lamy	BMW M3	D	<b>1:46.547</b>	25 26 +0.857 +0.052	<b>165.9</b>
6	75 Prospeed Competition	M. Goossens / M. Holzer	Porsche 911 RSR (997)	M	<b>1:46.762</b>	24 25 +1.072 +0.215	<b>165.5</b>
7	58 Luxury Racing	A. Beltoise / F. Jakubowski / R. Firman	Ferrari F458 Italia	M	<b>1:46.778</b>	21 22 +1.088 +0.016	<b>165.5</b>
8	55 BMW Motorsport	A. Farfus / J. Müller	BMW M3	D	<b>1:46.804</b>	14 26 +1.114 +0.026	<b>165.5</b>
9	66 JMW Motorsport	R. Bell / J. Walker	Ferrari F458 Italia	D	<b>1:46.923</b>	24 25 +1.233 +0.119	<b>165.3</b>
10	77 Team Felbermayr - Proton	M. Lieb / R. Lietz	Porsche 911 RSR (997)	M	<b>1:47.050</b>	18 25 +1.360 +0.127	<b>165.1</b>
11	89 Hankook Team Farmbacher	D. Farnbacher / A. Simonsen	Ferrari F458 Italia	H	<b>1:47.976</b>	24 26 +2.286 +0.926	<b>163.7</b>
12	79 Jota	S. Dolan / S. Hancock	Aston Martin Vantage	D	<b>1:48.440</b>	18 18 +2.750 +0.464	<b>163.0</b>
13	65 Lotus Jetalliance	J. Rossiter / J. Mowlem / J. Hirschi	Lotus Evora	M	<b>1:50.477</b>	22 22 +4.787 +2.037	<b>160.0</b>
14	64 Lotus Jetalliance	O. Slingerland / M. Rich / L. Lichtner-Hoyer	Lotus Evora	M	<b>1:54.248</b>	8 22 +8.558 +3.771	<b>154.7</b>
<b>LM GTE Am</b>							
1	63 Proton Competition	P. Long / G. Roda	Porsche 911 RSR (997)	M	<b>1:46.484</b>	21 23	<b>166.0</b>
2	82 CRS Racing	K. Hummel / A. Christodoulou / P. Quaife	Ferrari F430	M	<b>1:47.098</b>	21 23 +0.614 +0.614	<b>165.0</b>
3	50 Larbre Competition	P. Bornhauser / J. Canal / G. Gardel	Corvette C6-ZR1	M	<b>1:47.592</b>	21 22 +1.108 +0.494	<b>164.3</b>
4	67 IMSA Performance Matmut	N. Armindo / R. Narac	Porsche 911 RSR (997)	M	<b>1:47.984</b>	14 22 +1.500 +0.392	<b>163.7</b>
5	61 AF Corse	P. Perazzini / M. Cioci / S. Lemeret	Ferrari F430	M	<b>1:48.568</b>	23 25 +2.084 +0.584	<b>162.8</b>
6	88 Team Felbermayr-Proton	C. Ried / H. Felbermayr Jr.	Porsche 911 RSR (997)	M	<b>1:49.720</b>	17 25 +3.236 +1.152	<b>161.1</b>
7	57 Krohn Racing	T. Krohn / N. Jonsson / M. Rugolo	Ferrari F430	D	<b>1:49.851</b>	22 23 +3.367 +0.131	<b>160.9</b>
8	62 CRS Racing	P. Ehret / S. Lynn / R. Wills	Ferrari F430	M	<b>1:50.617</b>	18 23 +4.133 +0.766	<b>159.8</b>
<b>FLM</b>							
1	95 Pegasus Racing	M. Schultis / P. Simon / J. Schell	FLM - Oreca - 09	M	<b>1:45.196</b>	13 13	<b>168.0</b>
2	91 Hope Racing	L. Moro / S. Zhang / T. Graves	FLM - Oreca - 09	M	<b>1:45.310</b>	24 25 +0.114 +0.114	<b>167.8</b>
3	92 Neil Garner Motorsport	J. Hartshorne / S. Keating / P. Keen	FLM - Oreca - 09	M	<b>1:45.589</b>	22 22 +0.393 +0.279	<b>167.4</b>
4	93 Genoa Racing	E. Julian / C. Zugel / J. Petersen	FLM - Oreca - 09	M	<b>1:45.878</b>	23 23 +0.682 +0.289	<b>166.9</b>
5	99 JMB Racing	C. Ducote / K. Marcelli / N. Marroc	FLM - Oreca - 09	M	<b>1:46.297</b>	15 20 +1.101 +0.419	<b>166.3</b>

Published at .....

Track Status: **WET**

	Timekeeper:
--	-------------



## ILMC

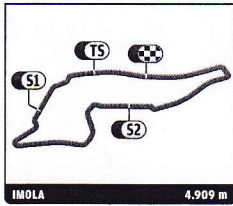
### 6 HOURS OF IMOLA

#### Free Practice 3

#### Classification by Driver Fastest Lap

Nr	Team	Car	Class	Driver	Time	Lap	Total	Gap	Kph	
1	1 Audi Sport Team Joest	Audi R18 TDI	LM P1	Marcel Fassler	1:34.609	6	11		186.8	
2	7 Peugeot Sport Total	Peugeot 908	LM P1	Anthony Davidson	1:34.635	16	17	0.026	0.026	186.7
3	8 Peugeot Sport Total	Peugeot 908	LM P1	Stephane Sarrazin	1:34.753	14	17	0.144	0.118	186.5
4	2 Audi Sport Team Joest	Audi R18 TDI	LM P1	Allan McNish	1:37.109	2	6	2.500	2.356	182.0
5	15 Oak Racing	Oak Pescarolo - Judd	LM P1	Guillaume Moreau	1:37.311	7	8	2.702	0.202	181.6
6	12 Rebellion Racing	Lola B10/60 Coupe - Toyota	LM P1	Neel Jani	1:37.628	22	22	3.019	0.317	181.0
7	1 Audi Sport Team Joest	Audi R18 TDI	LM P1	Timo Bernhard	1:37.783	12	14	3.174	0.155	180.7
8	15 Oak Racing	Oak Pescarolo - Judd	LM P1	Pierre Ragues	1:37.846	18	19	3.237	0.063	180.6
9	45 Boutsen Energy Racing	Oreca 03 - Nissan	LM P2	Dominik Kraihamer	1:38.152	4	7	3.543	0.306	180.1
10	16 Pescarolo Team	Pescarolo - Judd	LM P1	Julien Jousse	1:39.052	11	11	4.443	0.900	178.4
11	46 TDS Racing	Oreca 03 - Nissan	LM P2	Mathias Beche	1:39.368	5	9	4.759	0.316	177.8
12	41 Greaves Motorsport	Zytek Z11SN - Nissan	LM P2	Tom Kimber-Smith	1:39.522	8	9	4.913	0.154	177.6
13	26 Signatech Nissan	Oreca 03 - Nissan	LM P2	Soheil Ayari	1:39.612	11	11	5.003	0.090	177.4
14	39 Pecom Racing	Lola B11/40 - Judd	LM P2	Matias Russo	1:39.654	4	4	5.045	0.042	177.3
15	2 Audi Sport Team Joest	Audi R18 TDI	LM P1	Tom Kristensen	1:39.929	12	15	5.320	0.275	176.8
16	33 Level 5 Motorsports	Lola Coupe - HPD	LM P2	Christophe Bouchut	1:40.417	5	5	5.808	0.488	176.0
17	45 Boutsen Energy Racing	Oreca 03 - Nissan	LM P2	Nicolas De Crem	1:40.433	13	15	5.824	0.016	176.0
18	40 Race Performance	Oreca 03 - Judd	LM P2	Michel Frey	1:41.721	5	5	7.112	1.288	173.7
19	35 Oak Racing	Oak Pescarolo - Judd	LM P2	Andrea Barlesi	1:41.743	5	8	7.134	0.022	173.7
20	40 Race Performance	Oreca 03 - Judd	LM P2	Marc Rostan	1:42.566	6	7	7.957	0.823	172.3
21	39 Pecom Racing	Lola B11/40 - Judd	LM P2	Luis Perez-Companc	1:42.790	9	11	8.181	0.224	171.9
22	23 MIK Corse	Zytek 09	LM P1	Maximo Cortes	1:42.846	7	10	8.237	0.056	171.8
23	13 Rebellion Racing	Lola B10/60 Coupe - Toyota	LM P1	Jean-Christophe Boullion	1:42.996	14	15	8.387	0.150	171.6
24	16 Pescarolo Team	Pescarolo - Judd	LM P1	Christophe Tinseau	1:43.018	12	13	8.409	0.022	171.5
25	40 Race Performance	Oreca 03 - Judd	LM P2	Ralph Meichtry	1:43.539	9	10	8.930	0.521	170.7
26	26 Signatech Nissan	Oreca 03 - Nissan	LM P2	Franck Mailleux	1:43.758	9	11	9.149	0.219	170.3
27	7 Peugeot Sport Total	Peugeot 908	LM P1	Sebastien Bourdais	1:44.057	8	10	9.448	0.299	169.8
28	46 TDS Racing	Oreca 03 - Nissan	LM P2	Pierre Thiriet	1:44.138	13	15	9.529	0.081	169.7
29	41 Greaves Motorsport	Zytek Z11SN - Nissan	LM P2	Karim Ojje	1:44.454	9	10	9.845	0.316	169.2
30	36 RML	HPD ARX -01d	LM P2	Tommy Erdos	1:44.964	3	4	10.355	0.510	168.4
31	33 Level 5 Motorsports	Lola Coupe - HPD	LM P2	Scott Tucker	1:45.153	4	6	10.544	0.189	168.1
32	95 Pegasus Racing	FLM - Oreca - 09	FLM	Patrick Simon	1:45.196	6	6	10.587	0.043	168.0
33	39 Pecom Racing	Lola B11/40 - Judd	LM P2	Pierre Kaffer	1:45.294	6	8	10.685	0.098	167.8
34	91 Hope Racing	FLM - Oreca - 09	FLM	Luca Moro	1:45.310	6	7	10.701	0.016	167.8
35	92 Neil Garner Motorsport	FLM - Oreca - 09	FLM	Phil Keen	1:45.589	12	12	10.980	0.279	167.4
36	59 Luxury Racing	Ferrari F458 Italia	LM GTE Pro	Stephane Ortelli	1:45.690	19	20	11.081	0.101	167.2
37	71 AF Corse	Ferrari F458 Italia	LM GTE Pro	Jaime Melo	1:45.747	2	4	11.138	0.057	167.1
38	93 Genoa Racing	FLM - Oreca - 09	FLM	Elton Julian	1:45.878	3	3	11.269	0.131	166.9
39	49 Oak Racing	Oak Pescarolo - Judd	LM P2	Jacques Nicolet	1:45.926	11	12	11.317	0.048	166.8
40	51 AF Corse	Ferrari F458 Italia	LM GTE Pro	Giancarlo Fisichella	1:45.954	7	12	11.345	0.028	166.8
41	44 Extreme Limite AM Paris	Norma M200P - Judd	LM P2	Fabien Rosier	1:46.015	11	12	11.406	0.061	166.7
42	33 Level 5 Motorsports	Lola Coupe - HPD	LM P2	Joao Barbosa	1:46.066	11	12	11.457	0.051	166.6
43	8 Peugeot Sport Total	Peugeot 908	LM P1	Franck Montagny	1:46.125	5	6	11.516	0.059	166.5
44	44 Extreme Limite AM Paris	Norma M200P - Judd	LM P2	Maurice Basso	1:46.246	9	11	11.637	0.121	166.3
45	99 JMB Racing	FLM - Oreca - 09	FLM	Kyle Marcelli	1:46.297	5	6	11.688	0.051	166.3
46	71 AF Corse	Ferrari F458 Italia	LM GTE Pro	Toni Vilander	1:46.466	18	18	11.857	0.169	166.0
47	63 Proton Competition	Porsche 911 RSR (997)	LM GTE Am	Patrick Long	1:46.484	9	11	11.875	0.018	166.0
48	76 IMSA Performance Matmut	Porsche 911 RSR (997)	LM GTE Pro	Patrick Pilet	1:46.495	12	13	11.886	0.011	165.9
49	56 BMW Motorsport	BMW M3	LM GTE Pro	Dirk Werner	1:46.547	6	7	11.938	0.052	165.9
50	91 Hope Racing	FLM - Oreca - 09	FLM	Shanqi Zhang	1:46.575	7	8	11.966	0.028	165.8
51	23 MIK Corse	Zytek 09	LM P1	Ferdinando Geri	1:46.608	7	9	11.999	0.033	165.8
52	56 BMW Motorsport	BMW M3	LM GTE Pro	Pedro Lamy	1:46.620	18	19	12.011	0.012	165.8
53	99 JMB Racing	FLM - Oreca - 09	FLM	Chapman Ducote	1:46.635	14	14	12.026	0.015	165.7
54	76 IMSA Performance Matmut	Porsche 911 RSR (997)	LM GTE Pro	Wolf Henzler	1:46.708	10	11	12.099	0.073	165.6
55	59 Luxury Racing	Ferrari F458 Italia	LM GTE Pro	Frederic Makowiecki	1:46.716	2	3	12.107	0.008	165.6
56	75 Prospeed Competition	Porsche 911 RSR (997)	LM GTE Pro	Marco Holzer	1:46.762	10	11	12.153	0.046	165.5
57	58 Luxury Racing	Ferrari F458 Italia	LM GTE Pro	Ralph Firman	1:46.778	5	6	12.169	0.016	165.5
58	55 BMW Motorsport	BMW M3	LM GTE Pro	Augusto Farfus	1:46.804	14	15	12.195	0.026	165.5
59	66 JMW Motorsport	Ferrari F458 Italia	LM GTE Pro	Rob Bell	1:46.923	2	3	12.314	0.119	165.3
60	36 RML	HPD ARX -01d	LM P2	Ben Collins	1:46.925	9	10	12.316	0.002	165.3
61	66 JMW Motorsport	Ferrari F458 Italia	LM GTE Pro	James Walker	1:46.986	20	22	12.377	0.061	165.2
62	43 RLR Msport	MG Lola EX265 - Judd	LM P2	Simon Phillips	1:47.033	9	10	12.424	0.047	165.1
63	77 Team Felbermayr - Proton	Porsche 911 RSR (997)	LM GTE Pro	Marc Lieb	1:47.050	18	19	12.441	0.017	165.1
64	82 CRS Racing	Ferrari F430	LM GTE Am	Adam Christodoulou	1:47.098	12	14	12.489	0.048	165.0
65	55 BMW Motorsport	BMW M3	LM GTE Pro	Jorg Muller	1:47.245	4	11	12.636	0.147	164.8
66	77 Team Felbermayr - Proton	Porsche 911 RSR (997)	LM GTE Pro	Richard Lietz	1:47.493	6	6	12.884	0.248	164.4
67	50 Larbre Competition	Corvette C6-ZR1	LM GTE Am	Julien Canal	1:47.592	10	11	12.983	0.099	164.3
68	58 Luxury Racing	Ferrari F458 Italia	LM GTE Pro	Anthony Beltoise	1:47.609	13	16	13.000	0.017	164.2

Annex 13 3/3 (2)



**ILMC**  
**6 HOURS OF IMOLA**  
**Free Practice 3**

**Classification by Driver Fastest Lap**

Nr	Team	Car	Class	Driver	Time	Lap	Total	Gap	Kph
69	89 Hankook Team Farmbacher	Ferrari F458 Italia	LM GTE Pro	Allan Simonsen	1:47.976	7	9	13.367 0.367	163.7
70	67 IMSA Performance Matmut	Porsche 911 RSR (997)	LM GTE Am	Nicolas Armindo	1:47.984	2	9	13.375 0.008	163.7
71	89 Hankook Team Farmbacher	Ferrari F458 Italia	LM GTE Pro	Dominik Farnbacher	1:48.049	15	17	13.440 0.065	163.6
72	43 RLR Msport	MG Lola EX265 - Judd	LM P2	Barry Gates	1:48.079	11	12	13.470 0.030	163.5
73	79 Jota	Aston Martin Vantage	LM GTE Pro	Sam Hancock	1:48.440	8	8	13.831 0.361	163.0
74	61 AF Corse	Ferrari F430	LM GTE Am	Marco Cioci	1:48.568	5	7	13.959 0.128	162.8
75	82 CRS Racing	Ferrari F430	LM GTE Am	Phil Quaife	1:48.572	8	9	13.963 0.004	162.8
76	51 AF Corse	Ferrari F458 Italia	LM GTE Pro	Gianmaria Bruni	1:48.717	10	11	14.108 0.145	162.6
77	75 Prospeed Competition	Porsche 911 RSR (997)	LM GTE Pro	Marc Goossens	1:48.921	13	14	14.312 0.204	162.2
78	67 IMSA Performance Matmut	Porsche 911 RSR (997)	LM GTE Am	Raymond Narac	1:49.431	11	13	14.822 0.510	161.5
79	50 Larbre Competition	Corvette C6-ZR1	LM GTE Am	Patrick Bornhauser	1:49.523	10	11	14.914 0.092	161.4
80	35 Oak Racing	Oak Pescarolo - Judd	LM P2	Patrice Lafargue	1:49.645	6	8	15.036 0.122	161.2
81	36 RML	HPD ARX -01d	LM P2	Mike Newton	1:49.715	6	7	15.106 0.070	161.1
82	88 Team Felbermayr-Proton	Porsche 911 RSR (997)	LM GTE Am	Christian Ried	1:49.720	4	12	15.111 0.005	161.1
83	57 Krohn Racing	Ferrari F430	LM GTE Am	Tracy Krohn	1:49.851	9	10	15.242 0.131	160.9
84	95 Pegasus Racing	FLM - Oreca - 09	FLM	Julien Schell	1:49.980	6	7	15.371 0.129	160.7
85	93 Genoa Racing	FLM - Oreca - 09	FLM	Jens Petersen	1:50.121	8	11	15.512 0.141	160.5
86	65 Lotus Jetalliance	Lotus Evora	LM GTE Pro	Jonathan Hirschi	1:50.477	9	9	15.868 0.356	160.0
87	62 CRS Racing	Ferrari F430	LM GTE Am	Roger Wills	1:50.617	6	7	16.008 0.140	159.8
88	63 Proton Competition	Porsche 911 RSR (997)	LM GTE Am	Gianluca Roda	1:51.113	8	12	16.504 0.496	159.0
89	49 Oak Racing	Oak Pescarolo - Judd	LM P2	Alexandre Premat	1:51.205	6	9	16.596 0.092	158.9
90	61 AF Corse	Ferrari F430	LM GTE Am	Piergiuseppe Perazzini	1:51.317	17	18	16.708 0.112	158.8
91	93 Genoa Racing	FLM - Oreca - 09	FLM	Christian Zugel	1:51.513	8	9	16.904 0.196	158.5
92	57 Krohn Racing	Ferrari F430	LM GTE Am	Niclas Jonsson	1:52.008	11	13	17.399 0.495	157.8
93	65 Lotus Jetalliance	Lotus Evora	LM GTE Pro	James Rossiter	1:52.009	6	7	17.400 0.001	157.8
94	88 Team Felbermayr-Proton	Porsche 911 RSR (997)	LM GTE Am	Horst Felbermayr Jr.	1:52.062	11	13	17.453 0.053	157.7
95	41 Greaves Motorsport	Zytek Z11SN - Nissan	LM P2	Olivier Lombard	1:52.478	5	6	17.869 0.416	157.1
96	62 CRS Racing	Ferrari F430	LM GTE Am	Pierre Ehret	1:52.769	3	4	18.160 0.291	156.7
97	64 Lotus Jetalliance	Lotus Evora	LM GTE Pro	Lukas Lichtner-Hoyer	1:54.248	4	9	19.639 1.479	154.7
98	79 Jota	Aston Martin Vantage	LM GTE Pro	Simon Dolan	1:54.275	7	10	19.666 0.027	154.6
99	64 Lotus Jetalliance	Lotus Evora	LM GTE Pro	Oskar Slingerland	1:54.667	7	8	20.058 0.392	154.1
100	43 RLR Msport	MG Lola EX265 - Judd	LM P2	Rob Garofall	1:55.421	3	4	20.812 0.754	153.1
101	91 Hope Racing	FLM - Oreca - 09	FLM	Tor Graves	1:56.752	9	10	22.143 1.331	151.4
102	92 Neil Garner Motorsport	FLM - Oreca - 09	FLM	John Hartshorne	1:57.741	6	10	23.132 0.989	150.1
103	62 CRS Racing	Ferrari F430	LM GTE Am	Shaun Lynn	1:58.684	11	12	24.075 0.943	148.9
104	65 Lotus Jetalliance	Lotus Evora	LM GTE Pro	Johnny Mowlem	1:59.251	5	6	24.642 0.567	148.2
105	42 Strakka Racing	HPD ARX -01d	LM P2	Jonny Kane	1:59.678	3	7	25.069 0.427	147.7
106	35 Oak Racing	Oak Pescarolo - Judd	LM P2	Frederic Da Rocha	2:02.592	5	7	27.983 2.914	144.2
107	64 Lotus Jetalliance	Lotus Evora	LM GTE Pro	Martin Rich	2:10.660	3	5	36.051 8.068	135.3
108	42 Strakka Racing	HPD ARX -01d	LM P2	Nick Leventis			1		
109	26 Signatech Nissan	Oreca 03 - Nissan	LM P2	Lucas Ordoñez					
110	46 TDS Racing	Oreca 03 - Nissan	LM P2	Jody Firth					
111	42 Strakka Racing	HPD ARX -01d	LM P2	Danny Watts					
112	13 Rebellion Racing	Lola B10/60 Coupe - Toyota	LM P1	Andrea Belicchi					
113	12 Rebellion Racing	Lola B10/60 Coupe - Toyota	LM P1	Nicolas Prost					
114	23 MIK Corse	Zytek 09	LM P1	Giacomo Piccini					
115	16 Pescarolo Team	Pescarolo - Judd	LM P1	Emmanuel Collard					
116	95 Pegasus Racing	FLM - Oreca - 09	FLM	Mirco Schultis					
117	92 Neil Garner Motorsport	FLM - Oreca - 09	FLM	Steve Keating					
118	57 Krohn Racing	Ferrari F430	LM GTE Am	Michele Rugolo					
119	99 JMB Racing	FLM - Oreca - 09	FLM	Nicolas Marroc					
120	58 Luxury Racing	Ferrari F458 Italia	LM GTE Pro	François Jakubowski					
121	50 Larbre Competition	Corvette C6-ZR1	LM GTE Am	Gabriele Gardel					
122	82 CRS Racing	Ferrari F430	LM GTE Am	Klaas Hummel					
123	61 AF Corse	Ferrari F430	LM GTE Am	Stephane Lemeret					

Published at: .....

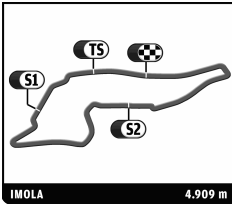
Track Status: **WET**

Race Director:

*[Signature]*

Timekeeper:

*[Signature]*



# ILMC

## 6 HOURS OF IMOLA

### Free Practice 3

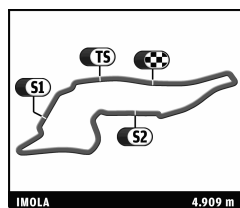
#### Classification by Class

Nr.	Team	Drivers	Car	Ty	Time	Lap	Total	Gap	Kph
<b>LM P1</b>									
1	1 Audi Sport Team Joest	T. Bernhard / M. Fassler	Audi R18 TDI	M	<b>1:34.609</b>	20	25		<b>186.8</b>
2	7 Peugeot Sport Total	S. Bourdais / A. Davidson	Peugeot 908	M	<b>1:34.635</b>	26	27	+0.026	+0.026 <b>186.7</b>
3	8 Peugeot Sport Total	F. Montagny / S. Sarrazin	Peugeot 908	M	<b>1:34.753</b>	20	23	+0.144	+0.118 <b>186.5</b>
4	2 Audi Sport Team Joest	T. Kristensen / A. McNish	Audi R18 TDI	M	<b>1:37.109</b>	17	21	+2.500	+2.356 <b>182.0</b>
5	15 Oak Racing	P. Ragues / G. Moreau	Oak Pescarolo - Judd	D	<b>1:37.311</b>	26	27	+2.702	+0.202 <b>181.6</b>
6	12 Rebellion Racing	N. Jani / N. Prost	Lola B10/60 Coupe - Toyota	M	<b>1:37.628</b>	22	22	+3.019	+0.317 <b>181.0</b>
7	16 Pescarolo Team	E. Collard / C. Tinseau / J. Jousse	Pescarolo - Judd	M	<b>1:39.052</b>	24	24	+4.443	+1.424 <b>178.4</b>
8	23 MIK Corse	M. Cortes / F. Geri / G. Piccini	Zytek 09	M	<b>1:42.846</b>	7	19	+8.237	+3.794 <b>171.8</b>
9	13 Rebellion Racing	A. Belicchi / J. Boullion	Lola B10/60 Coupe - Toyota	M	<b>1:42.996</b>	14	15	+8.387	+0.150 <b>171.6</b>
<b>LM P2</b>									
1	45 Boutsen Energy Racing	D. Kraihamer / N. De Crem	Oreca 03 - Nissan	D	<b>1:38.152</b>	19	22		<b>180.1</b>
2	46 TDS Racing	M. Beche / P. Thiriet / J. Firth	Oreca 03 - Nissan	M	<b>1:39.368</b>	20	24	+1.216	+1.216 <b>177.8</b>
3	41 Greaves Motorsport	K. Ojeh / O. Lombard / T. Kimber-Smith	Zytek Z11SN - Nissan	D	<b>1:39.522</b>	24	25	+1.370	+0.154 <b>177.6</b>
4	26 Signatech Nissan	F. Maillieux / L. Ordoñez / S. Ayari	Oreca 03 - Nissan	D	<b>1:39.612</b>	22	22	+1.460	+0.090 <b>177.4</b>
5	39 Pecom Racing	L. Perez-Compagnon / M. Russo / P. Kaffer	Lola B11/40 - Judd	M	<b>1:39.654</b>	23	23	+1.502	+0.042 <b>177.3</b>
6	33 Level 5 Motorsports	S. Tucker / C. Bouchut / J. Barbosa	Lola Coupe - HPD	M	<b>1:40.417</b>	23	23	+2.265	+0.763 <b>176.0</b>
7	40 Race Performance	R. Meichtry / M. Frey / M. Rostan	Oreca 03 - Judd	D	<b>1:41.721</b>	22	22	+3.569	+1.304 <b>173.7</b>
8	35 Oak Racing	A. Barlesi / F. Da Rocha / P. Lafargue	Oak Pescarolo - Judd	D	<b>1:41.743</b>	20	23	+3.591	+0.022 <b>173.7</b>
9	36 RML	T. Erdos / M. Newton / B. Collins	HPD ARX -01d	M	<b>1:44.964</b>	20	21	+6.812	+3.221 <b>168.4</b>
10	49 Oak Racing	J. Nicolet / A. Premat	Oak Pescarolo - Judd	D	<b>1:45.926</b>	18	21	+7.774	+0.962 <b>166.8</b>
11	44 Extreme Limite AM Paris	F. Rosier / M. Basso	Norma M200P - Judd	D	<b>1:46.015</b>	11	23	+7.863	+0.089 <b>166.7</b>
12	43 RLR Msport	B. Gates / R. Garofalo / S. Phillips	MG Lola EX265 - Judd	D	<b>1:47.033</b>	25	26	+8.881	+1.018 <b>165.1</b>
13	42 Strakka Racing	N. Leventis / D. Watts / J. Kane	HPD ARX -01d	M	<b>1:59.678</b>	3	8	+21.526	+12.645 <b>147.7</b>
<b>LM GTE Pro</b>									
1	59 Luxury Racing	S. Orselli / F. Makowiecki	Ferrari F458 Italia	M	<b>1:45.690</b>	19	23		<b>167.2</b>
2	71 AF Corse	J. Melo / T. Vilander	Ferrari F458 Italia	M	<b>1:45.747</b>	17	22	+0.057	+0.057 <b>167.1</b>
3	51 AF Corse	G. Fisichella / G. Bruni	Ferrari F458 Italia	M	<b>1:45.954</b>	18	23	+0.264	+0.207 <b>166.8</b>
4	76 IMSA Performance Matmut	P. Pilet / W. HENZLER	Porsche 911 RSR (997)	M	<b>1:46.495</b>	16	24	+0.805	+0.541 <b>165.9</b>
5	56 BMW Motorsport	D. Werner / P. Lamy	BMW M3	D	<b>1:46.547</b>	25	26	+0.857	+0.052 <b>165.9</b>
6	75 Prospeed Competition	M. Goossens / M. Holzer	Porsche 911 RSR (997)	M	<b>1:46.762</b>	24	25	+1.072	+0.215 <b>165.5</b>
7	58 Luxury Racing	A. Beltoise / F. Jakubowski / R. Firman	Ferrari F458 Italia	M	<b>1:46.778</b>	21	22	+1.088	+0.016 <b>165.5</b>
8	55 BMW Motorsport	A. Farfus / J. Muller	BMW M3	D	<b>1:46.804</b>	14	26	+1.114	+0.026 <b>165.5</b>
9	66 JMW Motorsport	R. Bell / J. Walker	Ferrari F458 Italia	D	<b>1:46.923</b>	24	25	+1.233	+0.119 <b>165.3</b>
10	77 Team Felbermayr - Proton	M. Lieb / R. Lietz	Porsche 911 RSR (997)	M	<b>1:47.050</b>	18	25	+1.360	+0.127 <b>165.1</b>
11	89 Hankook Team Farnbacher	D. Farnbacher / A. Simonsen	Ferrari F458 Italia	H	<b>1:47.976</b>	24	26	+2.286	+0.926 <b>163.7</b>
12	79 Jota	S. Dolan / S. Hancock	Aston Martin Vantage	D	<b>1:48.440</b>	18	18	+2.750	+0.464 <b>163.0</b>
13	65 Lotus Jetalliance	J. Rossiter / J. Mowlem / J. Hirschi	Lotus Evora	M	<b>1:50.477</b>	22	22	+4.787	+2.037 <b>160.0</b>
14	64 Lotus Jetalliance	O. Slingerland / M. Rich / L. Lichtner-Hoyer	Lotus Evora	M	<b>1:54.248</b>	8	22	+8.558	+3.771 <b>154.7</b>
<b>LM GTE Am</b>									
1	63 Proton Competition	P. Long / G. Roda	Porsche 911 RSR (997)	M	<b>1:46.484</b>	21	23		<b>166.0</b>
2	82 CRS Racing	K. Hummel / A. Christodoulou / P. Quaife	Ferrari F430	M	<b>1:47.098</b>	21	23	+0.614	+0.614 <b>165.0</b>
3	50 Larbre Competition	P. Bornhauser / J. Canal / G. Gardel	Corvette C6-ZR1	M	<b>1:47.592</b>	21	22	+1.108	+0.494 <b>164.3</b>
4	67 IMSA Performance Matmut	N. Armindo / R. Narac	Porsche 911 RSR (997)	M	<b>1:47.984</b>	14	22	+1.500	+0.392 <b>163.7</b>
5	61 AF Corse	P. Perazzini / M. Cioci / S. Lemeret	Ferrari F430	M	<b>1:48.568</b>	23	25	+2.084	+0.584 <b>162.8</b>
6	88 Team Felbermayr-Proton	C. Ried / H. Felbermayr Jr.	Porsche 911 RSR (997)	M	<b>1:49.720</b>	17	25	+3.236	+1.152 <b>161.1</b>
7	57 Krohn Racing	T. Krohn / N. Jonsson / M. Rugolo	Ferrari F430	D	<b>1:49.851</b>	22	23	+3.367	+0.131 <b>160.9</b>
8	62 CRS Racing	P. Ehret / S. Lynn / R. Wills	Ferrari F430	M	<b>1:50.617</b>	18	23	+4.133	+0.766 <b>159.8</b>
<b>FLM</b>									
1	95 Pegasus Racing	M. Schuttis / P. Simon / J. Schell	FLM - Oreca - 09	M	<b>1:45.196</b>	13	13		<b>168.0</b>
2	91 Hope Racing	L. Moro / S. Zhang / T. Graves	FLM - Oreca - 09	M	<b>1:45.310</b>	24	25	+0.114	+0.114 <b>167.8</b>
3	92 Neil Garner Motorsport	J. Hartsome / S. Keating / P. Keen	FLM - Oreca - 09	M	<b>1:45.589</b>	22	22	+0.393	+0.279 <b>167.4</b>
4	93 Genoa Racing	E. Julian / C. Zugel / J. Petersen	FLM - Oreca - 09	M	<b>1:45.878</b>	23	23	+0.682	+0.289 <b>166.9</b>
5	99 JMB Racing	C. Ducote / K. Marcelli / N. Marroc	FLM - Oreca - 09	M	<b>1:46.297</b>	15	20	+1.101	+0.419 <b>166.3</b>

Published at: .....

Track Status: **WET**

Stewards:	Timekeeper:
-----------	-------------



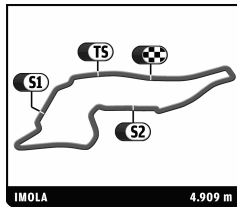
## ILMC

### 6 HOURS OF IMOLA

#### Free Practice 3

#### Classification by Driver Fastest Lap

Nr	Team	Car	Class	Driver	Time	Lap	Total	Gap	Kph
1	Audi Sport Team Joest	Audi R18 TDI	LM P1	Marcel Fassler	1:34.609	6	11		186.8
2	Peugeot Sport Total	Peugeot 908	LM P1	Anthony Davidson	1:34.635	16	17	0.026	186.7
3	Peugeot Sport Total	Peugeot 908	LM P1	Stephane Sarrazin	1:34.753	14	17	0.144	186.5
4	Audi Sport Team Joest	Audi R18 TDI	LM P1	Allan McNish	1:37.109	2	6	2.500	182.0
5	Oak Racing	Oak Pescarolo - Judd	LM P1	Guillaume Moreau	1:37.311	7	8	2.702	181.6
6	Rebellion Racing	Lola B110/60 Coupe - Toyota	LM P1	Neel Jani	1:37.628	22	22	3.019	181.0
7	Audi Sport Team Joest	Audi R18 TDI	LM P1	Timo Bernhard	1:37.783	12	14	3.174	180.7
8	Oak Racing	Oak Pescarolo - Judd	LM P1	Pierre Ragues	1:37.846	18	19	3.237	180.6
9	Boutsen Energy Racing	Oreca 03 - Nissan	LM P2	Dominik Kraihamer	1:38.152	4	7	3.543	180.1
10	Pescarolo Team	Pescarolo - Judd	LM P1	Julien Jousse	1:39.052	11	11	4.443	178.4
11	TDS Racing	Oreca 03 - Nissan	LM P2	Mathias Beche	1:39.368	5	9	4.759	177.8
12	Greaves Motorsport	Zytek Z11SN - Nissan	LM P2	Tom Kimber-Smith	1:39.522	8	9	4.913	177.6
13	Signatech Nissan	Oreca 03 - Nissan	LM P2	Soheil Ayari	1:39.612	11	11	5.003	177.4
14	Pecom Racing	Lola B11/40 - Judd	LM P2	Matias Russo	1:39.654	4	4	5.045	177.3
15	Audi Sport Team Joest	Audi R18 TDI	LM P1	Tom Kristensen	1:39.929	12	15	5.320	176.8
16	Level 5 Motorsports	Lola Coupe - HPD	LM P2	Christophe Bouchut	1:40.417	5	5	5.808	176.0
17	Boutsen Energy Racing	Oreca 03 - Nissan	LM P2	Nicolas De Crem	1:40.433	13	15	5.824	176.0
18	Race Performance	Oreca 03 - Judd	LM P2	Michel Frey	1:41.721	5	5	7.112	173.7
19	Oak Racing	Oak Pescarolo - Judd	LM P2	Andrea Barlesi	1:41.743	5	8	7.134	173.7
20	Race Performance	Oreca 03 - Judd	LM P2	Marc Rostan	1:42.566	6	7	7.957	172.3
21	Pecom Racing	Lola B11/40 - Judd	LM P2	Luis Perez-Companc	1:42.790	9	11	8.181	171.9
22	MIK Corse	Zytek 09	LM P1	Maximo Cortes	1:42.846	7	10	8.237	171.8
23	Rebellion Racing	Lola B10/60 Coupe - Toyota	LM P1	Jean-Christophe Boullion	1:42.996	14	15	8.387	171.6
24	Pescarolo Team	Pescarolo - Judd	LM P1	Christophe Tinseau	1:43.018	12	13	8.409	171.5
25	Race Performance	Oreca 03 - Judd	LM P2	Ralph Meichtry	1:43.539	9	10	8.930	170.7
26	Signatech Nissan	Oreca 03 - Nissan	LM P2	Franck Mailleux	1:43.758	9	11	9.149	170.3
27	Peugeot Sport Total	Peugeot 908	LM P1	Sebastien Bourdais	1:44.057	8	10	9.448	169.8
28	TDS Racing	Oreca 03 - Nissan	LM P2	Pierre Thiriet	1:44.138	13	15	9.529	169.7
29	Greaves Motorsport	Zytek Z11SN - Nissan	LM P2	Karim Ojeh	1:44.454	9	10	9.845	169.2
30	RML	HPD ARX-01d	LM P2	Tommy Erdos	1:44.964	3	4	10.355	168.4
31	Level 5 Motorsports	Lola Coupe - HPD	LM P2	Scott Tucker	1:45.153	4	6	10.544	168.1
32	Pegasus Racing	FLM - Oreca - 09	FLM	Patrick Simon	1:45.196	6	6	10.587	168.0
33	Pecom Racing	Lola B11/40 - Judd	LM P2	Pierre Kaffer	1:45.294	6	8	10.685	167.8
34	Hope Racing	FLM - Oreca - 09	FLM	Luca Moro	1:45.310	6	7	10.701	167.8
35	Neil Garner Motorsport	FLM - Oreca - 09	FLM	Phil Keen	1:45.589	12	12	10.980	167.4
36	Luxury Racing	Ferrari F458 Italia	LM GTE Pro	Stephane Ortelli	1:45.690	19	20	11.081	167.2
37	AF Corse	Ferrari F458 Italia	LM GTE Pro	Jaime Melo	1:45.747	2	4	11.138	167.1
38	Genoa Racing	FLM - Oreca - 09	FLM	Elton Julian	1:45.878	3	3	11.269	166.9
39	Oak Racing	Oak Pescarolo - Judd	LM P2	Jacques Nicolet	1:45.926	11	12	11.317	166.8
40	AF Corse	Ferrari F458 Italia	LM GTE Pro	Giancarlo Fisichella	1:45.954	7	12	11.345	166.8
41	Extreme Limite AM Paris	Norma M200P - Judd	LM P2	Fabien Rosier	1:46.015	11	12	11.406	166.7
42	Level 5 Motorsports	Lola Coupe - HPD	LM P2	Joao Barbosa	1:46.066	11	12	11.457	166.6
43	Peugeot Sport Total	Peugeot 908	LM P1	Franck Montagny	1:46.125	5	6	11.516	166.5
44	Extreme Limite AM Paris	Norma M200P - Judd	LM P2	Maurice Basso	1:46.246	9	11	11.637	166.3
45	JMB Racing	FLM - Oreca - 09	FLM	Kyle Marcelli	1:46.297	5	6	11.688	166.3
46	AF Corse	Ferrari F458 Italia	LM GTE Pro	Toni Vilander	1:46.466	18	18	11.857	166.0
47	Proton Competition	Porsche 911 RSR (997)	LM GTE Am	Patrick Long	1:46.484	9	11	11.875	166.0
48	IMSA Performance Matmut	Porsche 911 RSR (997)	LM GTE Pro	Patrick Pilet	1:46.495	12	13	11.886	165.9
49	BMW Motorsport	BMW M3	LM GTE Pro	Dirk Werner	1:46.547	6	7	11.938	165.9
50	Hope Racing	FLM - Oreca - 09	FLM	Shanqi Zhang	1:46.575	7	8	11.966	165.8
51	MIK Corse	Zytek 09	LM P1	Ferdinando Ceri	1:46.608	7	9	11.999	165.8
52	BMW Motorsport	BMW M3	LM GTE Pro	Pedro Lamy	1:46.620	18	19	12.011	165.8
53	JMB Racing	FLM - Oreca - 09	FLM	Chapman Ducote	1:46.635	14	14	12.026	165.7
54	IMSA Performance Matmut	Porsche 911 RSR (997)	LM GTE Pro	Wolf Henzler	1:46.708	10	11	12.099	165.6
55	Luxury Racing	Ferrari F458 Italia	LM GTE Pro	Frederic Makowiecki	1:46.716	2	3	12.107	165.6
56	Prospeed Competition	Porsche 911 RSR (997)	LM GTE Pro	Marco Holzer	1:46.762	10	11	12.153	165.5
57	Luxury Racing	Ferrari F458 Italia	LM GTE Pro	Ralph Firman	1:46.778	5	6	12.169	165.5
58	BMW Motorsport	BMW M3	LM GTE Pro	Augusto Farfus	1:46.804	14	15	12.195	165.5
59	JMW Motorsport	Ferrari F458 Italia	LM GTE Pro	Rob Bell	1:46.923	2	3	12.314	165.3
60	RML	HPD ARX-01d	LM P2	Ben Collins	1:46.925	9	10	12.316	165.3
61	JMW Motorsport	Ferrari F458 Italia	LM GTE Pro	James Walker	1:46.986	20	22	12.377	165.2
62	RLR Msport	MG Lola EX265 - Judd	LM P2	Simon Phillips	1:47.033	9	10	12.424	165.1
63	Team Felbermayr - Proton	Porsche 911 RSR (997)	LM GTE Pro	Marc Lieb	1:47.050	18	19	12.441	165.1
64	CRS Racing	Ferrari F430	LM GTE Am	Adam Christodoulou	1:47.098	12	14	12.489	165.0
65	BMW Motorsport	BMW M3	LM GTE Pro	Jorg Muller	1:47.245	4	11	12.636	164.8
66	Team Felbermayr - Proton	Porsche 911 RSR (997)	LM GTE Pro	Richard Lietz	1:47.493	6	6	12.884	164.4
67	Larbre Competition	Corvette C6-ZR1	LM GTE Am	Julien Canal	1:47.592	10	11	12.983	164.3
68	Luxury Racing	Ferrari F458 Italia	LM GTE Pro	Anthony Beltoise	1:47.609	13	16	13.000	164.2



**ILMC**  
**6 HOURS OF IMOLA**  
**Free Practice 3**

**Classification by Driver Fastest Lap**

Nr	Team	Car	Class	Driver	Time	Lap	Total	Gap	Kph	
69	89 Hankook Team Farmbacher	Ferrari F458 Italia	LM GTE Pro	Allan Simonsen	1:47.976	7	9	13.367	0.367	163.7
70	67 IMSA Performance Matmut	Porsche 911 RSR (997)	LM GTE Am	Nicolas Armindo	1:47.984	2	9	13.375	0.008	163.7
71	89 Hankook Team Farmbacher	Ferrari F458 Italia	LM GTE Pro	Dominik Farnbacher	1:48.049	15	17	13.440	0.065	163.6
72	43 RLR Msport	MG Lola EX265 - Judd	LM P2	Barry Gates	1:48.079	11	12	13.470	0.030	163.5
73	79 Jota	Aston Martin Vantage	LM GTE Pro	Sam Hancock	1:48.440	8	8	13.831	0.361	163.0
74	61 AF Corse	Ferrari F430	LM GTE Am	Marco Cioci	1:48.568	5	7	13.959	0.128	162.8
75	82 CRS Racing	Ferrari F430	LM GTE Am	Phil Quaipe	1:48.572	8	9	13.963	0.004	162.8
76	51 AF Corse	Ferrari F458 Italia	LM GTE Pro	Gianmaria Bruni	1:48.717	10	11	14.108	0.145	162.6
77	75 Prospeed Competition	Porsche 911 RSR (997)	LM GTE Pro	Marc Goossens	1:48.921	13	14	14.312	0.204	162.2
78	67 IMSA Performance Matmut	Porsche 911 RSR (997)	LM GTE Am	Raymond Narac	1:49.431	11	13	14.822	0.510	161.5
79	50 Larbre Competition	Corvette C6-ZR1	LM GTE Am	Patrick Bornhauser	1:49.523	10	11	14.914	0.092	161.4
80	35 Oak Racing	Oak Pescarolo - Judd	LM P2	Patrice Lafargue	1:49.645	6	8	15.036	0.122	161.2
81	36 RML	HPD ARX -01d	LM P2	Mike Newton	1:49.715	6	7	15.106	0.070	161.1
82	88 Team Felbermayr-Proton	Porsche 911 RSR (997)	LM GTE Am	Christian Ried	1:49.720	4	12	15.111	0.005	161.1
83	57 Krohn Racing	Ferrari F430	LM GTE Am	Tracy Krohn	1:49.851	9	10	15.242	0.131	160.9
84	95 Pegasus Racing	FLM - Oreca - 09	FLM	Julien Schell	1:49.980	6	7	15.371	0.129	160.7
85	93 Genoa Racing	FLM - Oreca - 09	FLM	Jens Petersen	1:50.121	8	11	15.512	0.141	160.5
86	65 Lotus Jetalliance	Lotus Evora	LM GTE Pro	Jonathan Hirschi	1:50.477	9	9	15.868	0.356	160.0
87	62 CRS Racing	Ferrari F430	LM GTE Am	Roger Wills	1:50.617	6	7	16.008	0.140	159.8
88	63 Proton Competition	Porsche 911 RSR (997)	LM GTE Am	Gianluca Roda	1:51.113	8	12	16.504	0.496	159.0
89	49 Oak Racing	Oak Pescarolo - Judd	LM P2	Alexandre Premat	1:51.205	6	9	16.596	0.092	158.9
90	61 AF Corse	Ferrari F430	LM GTE Am	Piergiuseppe Perazzini	1:51.317	17	18	16.708	0.112	158.8
91	93 Genoa Racing	FLM - Oreca - 09	FLM	Christian Zuegl	1:51.513	8	9	16.904	0.196	158.5
92	57 Krohn Racing	Ferrari F430	LM GTE Am	Niclas Jansson	1:52.008	11	13	17.399	0.495	157.8
93	65 Lotus Jetalliance	Lotus Evora	LM GTE Pro	James Rossiter	1:52.009	6	7	17.400	0.001	157.8
94	88 Team Felbermayr-Proton	Porsche 911 RSR (997)	LM GTE Am	Horst Felbermayr Jr.	1:52.062	11	13	17.453	0.053	157.7
95	41 Greaves Motorsport	Zytek Z11SN - Nissan	LM P2	Olivier Lombard	1:52.478	5	6	17.869	0.416	157.1
96	62 CRS Racing	Ferrari F430	LM GTE Am	Pierre Ehret	1:52.769	3	4	18.160	0.291	156.7
97	64 Lotus Jetalliance	Lotus Evora	LM GTE Pro	Lukas Lichtner-Hoyer	1:54.248	4	9	19.639	1.479	154.7
98	79 Jota	Aston Martin Vantage	LM GTE Pro	Simon Dolan	1:54.275	7	10	19.666	0.027	154.6
99	64 Lotus Jetalliance	Lotus Evora	LM GTE Pro	Oskar Slingerland	1:54.667	7	8	20.058	0.392	154.1
100	43 RLR Msport	MG Lola EX265 - Judd	LM P2	Rob Garofall	1:55.421	3	4	20.812	0.754	153.1
101	91 Hope Racing	FLM - Oreca - 09	FLM	Tor Graves	1:56.752	9	10	22.143	1.331	151.4
102	92 Neil Garner Motorsport	FLM - Oreca - 09	FLM	John Hartshorne	1:57.741	6	10	23.132	0.989	150.1
103	62 CRS Racing	Ferrari F430	LM GTE Am	Shaun Lynn	1:58.684	11	12	24.075	0.943	148.9
104	65 Lotus Jetalliance	Lotus Evora	LM GTE Pro	Johnny Mowlem	1:59.251	5	6	24.642	0.567	148.2
105	42 Strakka Racing	HPD ARX -01d	LM P2	Jonny Kane	1:59.678	3	7	25.069	0.427	147.7
106	35 Oak Racing	Oak Pescarolo - Judd	LM P2	Frederic Da Rocha	2:02.592	5	7	27.983	2.914	144.2
107	64 Lotus Jetalliance	Lotus Evora	LM GTE Pro	Martin Rich	2:10.660	3	5	36.051	8.068	135.3
108	42 Strakka Racing	HPD ARX -01d	LM P2	Nick Leventis			1			
109	26 Signatech Nissan	Oreca 03 - Nissan	LM P2	Lucas Ordóñez						
110	46 TDS Racing	Oreca 03 - Nissan	LM P2	Jody Firth						
111	42 Strakka Racing	HPD ARX -01d	LM P2	Danny Watts						
112	13 Rebellion Racing	Lola B10/60 Coupe - Toyota	LM P1	Andrea Belicchi						
113	12 Rebellion Racing	Lola B10/60 Coupe - Toyota	LM P1	Nicolas Prost						
114	23 MIK Corse	Zytek 09	LM P1	Giacomo Piccini						
115	16 Pescarolo Team	Pescarolo - Judd	LM P1	Emmanuel Collard						
116	95 Pegasus Racing	FLM - Oreca - 09	FLM	Mirco Schultis						
117	92 Neil Garner Motorsport	FLM - Oreca - 09	FLM	Steve Keating						
118	57 Krohn Racing	Ferrari F430	LM GTE Am	Michele Rugolo						
119	99 JMB Racing	FLM - Oreca - 09	FLM	Nicolas Marroc						
120	58 Luxury Racing	Ferrari F458 Italia	LM GTE Pro	François Jakubowski						
121	50 Larbre Competition	Corvette C6-ZR1	LM GTE Am	Gabriele Gardel						
122	82 CRS Racing	Ferrari F430	LM GTE Am	Klaas Hummel						
123	61 AF Corse	Ferrari F430	LM GTE Am	Stephane Lemeret						

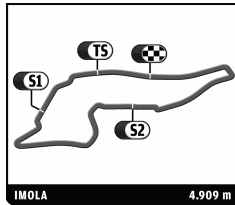
Published at .....

Track Status:

**WET**

Race Director:

Timekeeper:

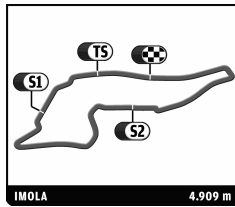


**ILMC**  
**6 HOURS OF IMOLA**  
 After Free Practice 3

Classification by Driver Fastest Lap

Nr	Team	Car	Class	Driver	Time	Laps	Kph	Session
<b>FLM</b>								
95	Pegasus Racing	FLM - Oreca - 09	FLM	Patrick Simon	1:45.196	21	168.0	Free Practice 3
91	Hope Racing	FLM - Oreca - 09	FLM	Luca Moro	1:45.310	18	167.8	Free Practice 3
93	Genoa Racing	FLM - Oreca - 09	FLM	Jens Petersen	1:45.451	17	167.6	Free Practice 1
92	Neil Garner Motorsport	FLM - Oreca - 09	FLM	Phil Keen	1:45.589	29	167.4	Free Practice 3
93	Genoa Racing	FLM - Oreca - 09	FLM	Elton Julian	1:45.878	11	166.9	Free Practice 3
99	JMB Racing	FLM - Oreca - 09	FLM	Kyle Marcelli	1:46.297	16	166.3	Free Practice 3
91	Hope Racing	FLM - Oreca - 09	FLM	Shanqi Zhang	1:46.575	21	165.8	Free Practice 3
99	JMB Racing	FLM - Oreca - 09	FLM	Chapman Ducote	1:46.635	27	165.7	Free Practice 3
99	JMB Racing	FLM - Oreca - 09	FLM	Nicolas Marroc	1:47.745	9	164.0	Free Practice 1
95	Pegasus Racing	FLM - Oreca - 09	FLM	Julien Schell	1:47.953	17	163.7	Free Practice 1
95	Pegasus Racing	FLM - Oreca - 09	FLM	Mirco Schultis	1:48.872	16	162.3	Free Practice 1
91	Hope Racing	FLM - Oreca - 09	FLM	Tor Graves	1:49.088	18	162.0	Free Practice 1
93	Genoa Racing	FLM - Oreca - 09	FLM	Christian Zugel	1:49.981	23	160.7	Free Practice 1
92	Neil Garner Motorsport	FLM - Oreca - 09	FLM	John Hartshorne	1:56.202	28	152.1	Free Practice 1
92	Neil Garner Motorsport	FLM - Oreca - 09	FLM	Steve Keating	2:10.501	15	135.4	Free Practice 2
<b>LM GTE Am</b>								
63	Proton Competition	Porsche 911 RSR (997)	LM GTE Am	Patrick Long	1:46.484	18	166.0	Free Practice 3
82	CRS Racing	Ferrari F430	LM GTE Am	Adam Christodoulou	1:47.098	27	165.0	Free Practice 3
50	Larbre Competition	Corvette C6-ZR1	LM GTE Am	Julien Canal	1:47.592	29	164.3	Free Practice 3
57	Krohn Racing	Ferrari F430	LM GTE Am	Michele Rugolo	1:47.871	31	163.8	Free Practice 1
67	IMSA Performance Matmut	Porsche 911 RSR (997)	LM GTE Am	Nicolas Armindo	1:47.984	34	163.7	Free Practice 3
61	AF Corse	Ferrari F430	LM GTE Am	Marco Cioci	1:48.263	21	163.2	Free Practice 1
82	CRS Racing	Ferrari F430	LM GTE Am	Phil Quaife	1:48.572	24	162.8	Free Practice 3
67	IMSA Performance Matmut	Porsche 911 RSR (997)	LM GTE Am	Raymond Narac	1:49.431	29	161.5	Free Practice 3
50	Larbre Competition	Corvette C6-ZR1	LM GTE Am	Patrick Bornhauser	1:49.523	15	161.4	Free Practice 3
88	Team Felbermayr-Proton	Porsche 911 RSR (997)	LM GTE Am	Christian Ried	1:49.720	18	161.1	Free Practice 3
61	AF Corse	Ferrari F430	LM GTE Am	Stephane Lemeret	1:49.833	12	160.9	Free Practice 1
57	Krohn Racing	Ferrari F430	LM GTE Am	Tracy Krohn	1:49.851	17	160.9	Free Practice 3
63	Proton Competition	Porsche 911 RSR (997)	LM GTE Am	Gianluca Roda	1:50.125	23	160.5	Free Practice 1
50	Larbre Competition	Corvette C6-ZR1	LM GTE Am	Gabriele Gardel	1:50.246	7	160.3	Free Practice 1
62	CRS Racing	Ferrari F430	LM GTE Am	Roger Wills	1:50.617	23	159.8	Free Practice 3
88	Team Felbermayr-Proton	Porsche 911 RSR (997)	LM GTE Am	Horst Felbermayr Jr.	1:51.306	28	158.8	Free Practice 1
61	AF Corse	Ferrari F430	LM GTE Am	Piergiuseppe Perazzini	1:51.317	18	158.8	Free Practice 3
57	Krohn Racing	Ferrari F430	LM GTE Am	Niclas Jonsson	1:52.008	17	157.8	Free Practice 3
82	CRS Racing	Ferrari F430	LM GTE Am	Klaas Hummel	1:52.726	20	156.8	Free Practice 1
62	CRS Racing	Ferrari F430	LM GTE Am	Pierre Ehret	1:52.769	13	156.7	Free Practice 3
62	CRS Racing	Ferrari F430	LM GTE Am	Shaun Lynn	1:57.576	27	150.3	Free Practice 1
<b>LM GTE Pro</b>								
59	Luxury Racing	Ferrari F458 Italia	LM GTE Pro	Stephane Ortelli	1:45.690	31	167.2	Free Practice 3
71	AF Corse	Ferrari F458 Italia	LM GTE Pro	Jaime Melo	1:45.747	19	167.1	Free Practice 3
51	AF Corse	Ferrari F458 Italia	LM GTE Pro	Giancarlo Fisichella	1:45.954	41	166.8	Free Practice 3
71	AF Corse	Ferrari F458 Italia	LM GTE Pro	Toni Vilander	1:46.466	29	166.0	Free Practice 3
76	IMSA Performance Matmut	Porsche 911 RSR (997)	LM GTE Pro	Patrick Pilet	1:46.495	31	165.9	Free Practice 3
56	BMW Motorsport	BMW M3	LM GTE Pro	Dirk Werner	1:46.547	31	165.9	Free Practice 3
56	BMW Motorsport	BMW M3	LM GTE Pro	Pedro Lamy	1:46.620	33	165.8	Free Practice 3
76	IMSA Performance Matmut	Porsche 911 RSR (997)	LM GTE Pro	Wolf Henzler	1:46.708	29	165.6	Free Practice 3
59	Luxury Racing	Ferrari F458 Italia	LM GTE Pro	Frederic Makowiecki	1:46.716	18	165.6	Free Practice 3
75	Prospeed Competition	Porsche 911 RSR (997)	LM GTE Pro	Marco Holzer	1:46.762	36	165.5	Free Practice 3
58	Luxury Racing	Ferrari F458 Italia	LM GTE Pro	Ralph Firman	1:46.778	11	165.5	Free Practice 3
55	BMW Motorsport	BMW M3	LM GTE Pro	Augusto Farfus	1:46.804	32	165.5	Free Practice 3
66	JMW Motorsport	Ferrari F458 Italia	LM GTE Pro	Rob Bell	1:46.923	22	165.3	Free Practice 3
66	JMW Motorsport	Ferrari F458 Italia	LM GTE Pro	James Walker	1:46.986	31	165.2	Free Practice 3
77	Team Felbermayr - Proton	Porsche 911 RSR (997)	LM GTE Pro	Marc Lieb	1:47.050	31	165.1	Free Practice 3
77	Team Felbermayr - Proton	Porsche 911 RSR (997)	LM GTE Pro	Richard Lietz	1:47.109	23	165.0	Free Practice 1
55	BMW Motorsport	BMW M3	LM GTE Pro	Jorg Muller	1:47.245	25	164.8	Free Practice 3
58	Luxury Racing	Ferrari F458 Italia	LM GTE Pro	Anthony Beltoise	1:47.609	23	164.2	Free Practice 3





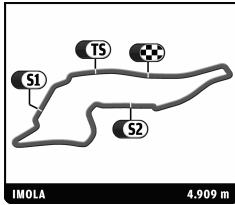
## ILMC

### 6 HOURS OF IMOLA

After Free Practice 3

### Classification by Driver Fastest Lap

Nr	Team	Car	Class	Driver	Time	Laps	Kph	Session
89	Hankook Team Farmbacher	Ferrari F458 Italia	LM GTE Pro	Dominik Farnbacher	1:47.766	38	164.0	Free Practice 1
79	Jota	Aston Martin Vantage	LM GTE Pro	Sam Hancock	1:47.800	25	163.9	Free Practice 1
89	Hankook Team Farmbacher	Ferrari F458 Italia	LM GTE Pro	Allan Simonsen	1:47.976	27	163.7	Free Practice 3
51	AF Corse	Ferrari F458 Italia	LM GTE Pro	Gianmaria Bruni	1:48.717	11	162.6	Free Practice 3
75	Prospeed Competition	Porsche 911 RSR (997)	LM GTE Pro	Marc Goossens	1:48.921	31	162.2	Free Practice 3
79	Jota	Aston Martin Vantage	LM GTE Pro	Simon Dolan	1:50.204	25	160.4	Free Practice 1
65	Lotus Jetalliance	Lotus Evora	LM GTE Pro	Jonathan Hirschi	1:50.477	9	160.0	Free Practice 3
65	Lotus Jetalliance	Lotus Evora	LM GTE Pro	James Rossiter	1:52.009	7	157.8	Free Practice 3
64	Lotus Jetalliance	Lotus Evora	LM GTE Pro	Lukas Lichtner-Hoyer	1:54.248	17	154.7	Free Practice 3
64	Lotus Jetalliance	Lotus Evora	LM GTE Pro	Oskar Slingerland	1:54.667	14	154.1	Free Practice 3
65	Lotus Jetalliance	Lotus Evora	LM GTE Pro	Johnny Mowlem	1:59.251	6	148.2	Free Practice 3
58	Luxury Racing	Ferrari F458 Italia	LM GTE Pro	François Jakubowski	2:08.687	7	137.3	Free Practice 2
64	Lotus Jetalliance	Lotus Evora	LM GTE Pro	Martin Rich	2:10.660	5	135.3	Free Practice 3
<b>LM P1</b>								
7	Peugeot Sport Total	Peugeot 908	LM P1	Sebastien Bourdais	1:34.227	37	187.6	Free Practice 1
1	Audi Sport Team Joest	Audi R18 TDI	LM P1	Marcel Fassler	1:34.609	29	186.8	Free Practice 3
7	Peugeot Sport Total	Peugeot 908	LM P1	Anthony Davidson	1:34.635	40	186.7	Free Practice 3
1	Audi Sport Team Joest	Audi R18 TDI	LM P1	Timo Bernhard	1:34.723	32	186.6	Free Practice 1
8	Peugeot Sport Total	Peugeot 908	LM P1	Stephane Sarrazin	1:34.753	40	186.5	Free Practice 3
8	Peugeot Sport Total	Peugeot 908	LM P1	Franck Montagny	1:35.102	29	185.8	Free Practice 1
2	Audi Sport Team Joest	Audi R18 TDI	LM P1	Allan McNish	1:36.143	22	183.8	Free Practice 1
2	Audi Sport Team Joest	Audi R18 TDI	LM P1	Tom Kristensen	1:36.921	40	182.3	Free Practice 1
15	Oak Racing	Oak Pescarolo - Judd	LM P1	Guillaume Moreau	1:37.311	47	181.6	Free Practice 3
12	Rebellion Racing	Lola B10/60 Coupe - Toyota	LM P1	Neel Jani	1:37.628	28	181.0	Free Practice 3
15	Oak Racing	Oak Pescarolo - Judd	LM P1	Pierre Ragues	1:37.846	33	180.6	Free Practice 3
16	Pescarolo Team	Pescarolo - Judd	LM P1	Emmanuel Collard	1:37.870	21	180.6	Free Practice 1
12	Rebellion Racing	Lola B10/60 Coupe - Toyota	LM P1	Nicolas Prost	1:38.188	24	180.0	Free Practice 1
23	MIK Corse	Zytek 09	LM P1	Giacomo Piccini	1:38.269	17	179.8	Free Practice 1
13	Rebellion Racing	Lola B10/60 Coupe - Toyota	LM P1	Andrea Belicchi	1:38.958	19	178.6	Free Practice 1
16	Pescarolo Team	Pescarolo - Judd	LM P1	Julien Jousse	1:39.052	11	178.4	Free Practice 3
16	Pescarolo Team	Pescarolo - Judd	LM P1	Christophe Tinseau	1:42.074	17	173.1	Free Practice 1
23	MIK Corse	Zytek 09	LM P1	Maximo Cortes	1:42.846	10	171.8	Free Practice 3
13	Rebellion Racing	Lola B10/60 Coupe - Toyota	LM P1	Jean-Christophe Boullion	1:42.996	17	171.6	Free Practice 3
23	MIK Corse	Zytek 09	LM P1	Ferdinando Geri	1:46.608	9	165.8	Free Practice 3
<b>LM P2</b>								
45	Boutsen Energy Racing	Oreca 03 - Nissan	LM P2	Dominik Kraihamer	1:38.152	28	180.1	Free Practice 3
46	TDS Racing	Oreca 03 - Nissan	LM P2	Mathias Beche	1:39.368	20	177.8	Free Practice 3
41	Greaves Motorsport	Zytek Z11SN - Nissan	LM P2	Tom Kimber-Smith	1:39.522	26	177.6	Free Practice 3
26	Signatech Nissan	Oreca 03 - Nissan	LM P2	Soheil Ayari	1:39.612	21	177.4	Free Practice 3
39	Pecom Racing	Lola B11/40 - Judd	LM P2	Matias Russo	1:39.654	14	177.3	Free Practice 3
33	Level 5 Motorsports	Lola Coupe - HPD	LM P2	Christophe Bouchut	1:40.417	14	176.0	Free Practice 3
45	Boutsen Energy Racing	Oreca 03 - Nissan	LM P2	Nicolas De Crem	1:40.433	27	176.0	Free Practice 3
46	TDS Racing	Oreca 03 - Nissan	LM P2	Jody Firth	1:40.501	21	175.8	Free Practice 1
39	Pecom Racing	Lola B11/40 - Judd	LM P2	Pierre Kaffer	1:40.569	19	175.7	Free Practice 1
49	Oak Racing	Oak Pescarolo - Judd	LM P2	Alexandre Premat	1:41.360	24	174.4	Free Practice 1
42	Strakka Racing	HPD ARX -01d	LM P2	Danny Watts	1:41.683	15	173.8	Free Practice 1
40	Race Performance	Oreca 03 - Judd	LM P2	Michel Frey	1:41.721	5	173.7	Free Practice 3
35	Oak Racing	Oak Pescarolo - Judd	LM P2	Andrea Barlesi	1:41.743	25	173.7	Free Practice 3
26	Signatech Nissan	Oreca 03 - Nissan	LM P2	Lucas Ordoñez	1:41.892	12	173.4	Free Practice 1
26	Signatech Nissan	Oreca 03 - Nissan	LM P2	Franck Mailleux	1:42.076	25	173.1	Free Practice 1
40	Race Performance	Oreca 03 - Judd	LM P2	Ralph Meichtry	1:42.323	29	172.7	Free Practice 1
40	Race Performance	Oreca 03 - Judd	LM P2	Marc Rostan	1:42.566	14	172.3	Free Practice 3
46	TDS Racing	Oreca 03 - Nissan	LM P2	Pierre Thiriet	1:42.676	39	172.1	Free Practice 1
41	Greaves Motorsport	Zytek Z11SN - Nissan	LM P2	Olivier Lombard	1:42.770	12	172.0	Free Practice 1
39	Pecom Racing	Lola B11/40 - Judd	LM P2	Luis Perez-Companc	1:42.790	17	171.9	Free Practice 3
43	RLR Msport	MG Lola EX265 - Judd	LM P2	Rob Garofall	1:42.804	18	171.9	Free Practice 1
33	Level 5 Motorsports	Lola Coupe - HPD	LM P2	Scott Tucker	1:43.433	18	170.9	Free Practice 1
44	Extreme Limite AM Paris	Norma M200P - Judd	LM P2	Fabien Rosier	1:43.547	44	170.7	Free Practice 1
49	Oak Racing	Oak Pescarolo - Judd	LM P2	Jacques Nicolet	1:43.870	28	170.1	Free Practice 1
36	RML	HPD ARX -01d	LM P2	Tommy Erdos	1:43.993	22	169.9	Free Practice 1
41	Greaves Motorsport	Zytek Z11SN - Nissan	LM P2	Karim Ojeh	1:44.104	18	169.8	Free Practice 1



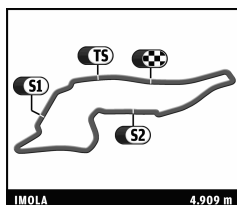
**ILMC**  
**6 HOURS OF IMOLA**  
 After Free Practice 3

Classification by Driver Fastest Lap

Nr	Team	Car	Class	Driver	Time	Laps	Kph	Session
43	RLR Msport	MG Lola EX265 - Judd	LM P2	Barry Gates	1:45.415	22	167.6	Free Practice 1
33	Level 5 Motorsports	Lola Coupe - HPD	LM P2	Joao Barbosa	1:46.066	13	166.6	Free Practice 3
44	Extreme Limite AM Paris	Norma M200P - Judd	LM P2	Maurice Basso	1:46.246	17	166.3	Free Practice 3
36	RML	HPD ARX -01d	LM P2	Ben Collins	1:46.925	19	165.3	Free Practice 3
43	RLR Msport	MG Lola EX265 - Judd	LM P2	Simon Phillips	1:47.033	22	165.1	Free Practice 3
35	Oak Racing	Oak Pescarolo - Judd	LM P2	Frederic Da Rocha	1:47.354	13	164.6	Free Practice 1
42	Strakka Racing	HPD ARX -01d	LM P2	Nick Leventis	1:47.904	8	163.8	Free Practice 1
36	RML	HPD ARX -01d	LM P2	Mike Newton	1:49.135	13	161.9	Free Practice 1
35	Oak Racing	Oak Pescarolo - Judd	LM P2	Patrice Lafargue	1:49.184	20	161.9	Free Practice 1
42	Strakka Racing	HPD ARX -01d	LM P2	Jonny Kane	1:59.678	7	147.7	Free Practice 3

Published at: .....

<b>Race Director:</b>	<b>Timekeeper:</b>
-----------------------	--------------------



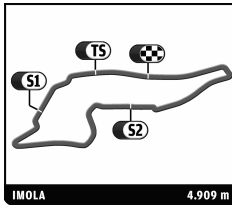
# ILMC

## 6 HOURS OF IMOLA

### Free Practice 3

### Best Sector Times

SECTOR 1			SECTOR 2			SECTOR 3			Pos	Team	Ideal Lap	Best Lap
Pos	Driver	Time	Driver	Time	Driver	Time	Pos	Team				
1	7 A.Davidson	19.591	1 M.Fassler	39.379	8 S.Sarrazin	34.939	1	1 Audi Sport Team Joest	1'34.195	1:34.609	(1)	
2	1 M.Fassler	19.787	7 A.Davidson	39.403	1 M.Fassler	35.029	2	7 Peugeot Sport Total	1'34.332	1:34.635	(2)	
3	8 S.Sarrazin	19.906	8 S.Sarrazin	39.781	7 A.Davidson	35.338	3	8 Peugeot Sport Total	1'34.626	1:34.753	(3)	
4	2 A.McNish	20.222	15 P.Ragues	40.238	12 N.Jani	35.967	4	2 Audi Sport Team Joest	1'36.943	1:37.109	(4)	
5	12 N.Jani	20.504	45 D.Kraihamer	40.647	2 A.McNish	35.982	5	15 Oak Racing	1'37.027	1:37.311	(5)	
6	15 G.Moreau	20.553	2 A.McNish	40.739	15 G.Moreau	36.236	6	12 Rebellion Racing	1'37.431	1:37.628	(6)	
7	45 D.Kraihamer	20.754	26 S.Ayari	40.760	45 D.Kraihamer	36.582	7	45 Boutsen Energy Racing	1'37.983	1:38.152	(7)	
8	16 J.Jousse	20.897	46 M.Beche	40.828	39 M.Russo	36.823	8	16 Pescarolo Team	1'38.691	1:39.052	(8)	
9	26 S.Ayari	20.999	16 J.Jousse	40.946	16 J.Jousse	36.848	9	26 Signatech Nissan	1'38.937	1:39.612	(11)	
10	46 M.Beche	21.008	12 N.Jani	40.960	41 T.Kimber-Smith	36.955	10	46 TDS Racing	1'38.978	1:39.368	(9)	
11	40 M.Frey	21.099	41 T.Kimber-Smith	41.097	46 M.Beche	37.142	11	39 Pecom Racing	1'39.253	1:39.654	(12)	
12	39 M.Russo	21.105	39 M.Russo	41.325	26 S.Ayari	37.178	12	41 Greaves Motorsport	1'39.349	1:39.522	(10)	
13	23 M.Cortes	21.223	33 C.Bouchut	41.797	40 M.Frey	37.249	13	40 Race Performance	1'40.279	1:41.721	(14)	
14	33 C.Bouchut	21.239	40 M.Frey	41.931	23 M.Cortes	37.312	14	33 Level 5 Motorsports	1'40.417	1:40.417	(13)	
15	41 T.Kimber-Smith	21.297	49 A.Premat	42.509	33 C.Bouchut	37.381	15	35 Oak Racing	1'41.743	1:41.743	(15)	
16	35 A.Barlesi	21.490	13 J.Boullion	42.633	35 A.Barlesi	37.511	16	13 Rebellion Racing	1'41.990	1:42.996	(17)	
17	49 A.Premat	21.584	35 A.Barlesi	42.742	13 J.Boullion	37.621	17	49 Oak Racing	1'42.238	1:45.926	(25)	
18	13 J.Boullion	21.736	44 F.Rosier	43.688	49 J.Nicolet	38.145	18	23 MIK Corse	1'42.333	1:42.846	(16)	
19	36 T.Erdos	21.897	36 T.Erdos	43.736	91 L.Moro	38.508	19	99 JMB Racing	1'44.307	1:46.297	(28)	
20	99 C.Ducote	21.912	99 C.Ducote	43.736	99 K.Marcelli	38.659	20	36 RML	1'44.416	1:44.964	(18)	
21	92 P.Keen	21.979	23 M.Cortes	43.798	95 P.Simon	38.703	21	44 Extreme Limite AM Paris	1'44.623	1:46.015	(27)	
22	95 P.Simon	22.074	92 P.Keen	44.136	59 S.Ortelli	38.781	22	95 Pegasus Racing	1'44.942	1:45.196	(19)	
23	63 P.Long	22.130	55 J.Muller	44.156	36 B.Collins	38.783	23	92 Neil Garner Motorsport	1'44.985	1:45.589	(21)	
24	44 F.Rosier	22.134	95 P.Simon	44.165	44 M.Basso	38.801	24	91 Hope Racing	1'45.010	1:45.310	(20)	
25	91 S.Zhang	22.150	51 G.Fisichella	44.238	76 P.Pilet	38.867	25	59 Luxury Racing	1'45.410	1:45.690	(22)	
26	93 E.Julian	22.189	59 S.Ortelli	44.318	92 P.Keen	38.870	26	55 BMW Motorsport	1'45.544	1:46.804	(34)	
27	59 F.Makowiecki	22.311	71 J.Melo	44.318	71 J.Melo	38.881	27	51 AF Corse	1'45.664	1:45.954	(26)	
28	51 G.Fisichella	22.385	91 L.Moro	44.352	55 A.Farfus	38.940	28	71 AF Corse	1'45.675	1:45.747	(23)	
29	76 W.Henzler	22.421	93 E.Julian	44.614	56 P.Lamy	38.975	29	93 Genoa Racing	1'45.878	1:45.878	(24)	
30	55 J.Muller	22.448	56 D.Werner	44.652	66 J.Walker	38.996	30	76 IMSA Performance Matmut	1'46.060	1:46.495	(30)	
31	67 N.Armino	22.456	75 M.Holzer	44.710	63 P.Long	39.032	31	63 Proton Competition	1'46.084	1:46.484	(29)	
32	71 T.Vilander	22.476	58 R.Firman	44.719	77 M.Lieb	39.039	32	56 BMW Motorsport	1'46.221	1:46.547	(31)	
33	58 R.Firman	22.483	76 P.Pilet	44.772	51 G.Fisichella	39.041	33	58 Luxury Racing	1'46.303	1:46.778	(33)	
34	50 J.Canal	22.487	89 D.Farnbacher	44.802	93 E.Julian	39.075	34	75 Prospeed Competition	1'46.634	1:46.762	(32)	
35	77 R.Lietz	22.515	63 P.Long	44.922	58 A.Beltoise	39.101	35	66 JMW Motorsport	1'46.677	1:46.923	(35)	
36	43 S.Phillips	22.537	43 S.Phillips	44.957	82 A.Christodoulou	39.175	36	77 Team Felbermayr - Proton	1'46.847	1:47.050	(37)	
37	56 P.Lamy	22.594	66 R.Bell	45.067	75 M.Holzer	39.188	37	43 RLR Msport	1'46.892	1:47.033	(36)	
38	66 J.Walker	22.614	82 A.Christodoulou	45.236	43 S.Phillips	39.398	38	82 CRS Racing	1'47.098	1:47.098	(38)	
39	82 A.Christodoulou	22.687	61 M.Cioci	45.255	67 N.Armino	39.399	39	89 Hankook Team Farnbacher	1'47.120	1:47.976	(40)	
40	75 M.Holzer	22.736	77 M.Lieb	45.293	89 A.Simonsen	39.554	40	67 IMSA Performance Matmut	1'47.425	1:47.984	(41)	
41	89 D.Farnbacher	22.764	79 S.Hancock	45.369	50 J.Canal	39.603	41	50 Larbre Competition	1'47.592	1:47.592	(39)	
42	61 M.Cioci	22.904	50 J.Canal	45.502	79 S.Hancock	39.607	42	79 Jota	1'47.933	1:48.440	(42)	
43	79 S.Hancock	22.957	42 J.Kane	45.558	61 M.Cioci	39.826	43	61 AF Corse	1'47.985	1:48.568	(43)	
44	88 C.Ried	23.002	67 N.Armino	45.570	57 T.Krohn	40.031	44	88 Team Felbermayr-Proton	1'49.287	1:49.720	(44)	
45	65 J.Hirschi	23.101	88 C.Ried	46.164	88 C.Ried	40.121	45	57 Krohn Racing	1'49.403	1:49.851	(45)	
46	57 T.Krohn	23.153	57 T.Krohn	46.219	62 R.Wills	40.276	46	42 Strakka Racing	1'49.535	1:50.678	(49)	
47	42 J.Kane	23.270	65 J.Hirschi	46.533	65 J.Hirschi	40.675	47	65 Lotus Jetaliance	1'50.309	1:50.477	(46)	
48	62 R.Wills	23.322	62 R.Wills	47.019	42 J.Kane	40.707	48	62 CRS Racing	1'50.617	1:50.617	(47)	
49	64 L.Lichtner-Hoyer	23.532	64 O.Slingerland	48.370	64 L.Lichtner-Hoyer	41.340	49	64 Lotus Jetaliance	1'53.242	1:54.248	(48)	



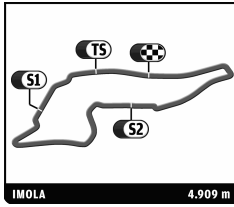
## ILMC

### 6 HOURS OF IMOLA

After Free Practice 3

Event maximum speed

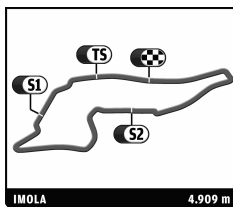
Team	Car	Class	Driver	Top Speed	Lap	Session
7 Peugeot Sport Total	Peugeot 908	LM P1	Sebastien Bourdais	300.0	7	Free Practice 1
8 Peugeot Sport Total	Peugeot 908	LM P1	Franck Montagny	300.0	6	Free Practice 1
1 Audi Sport Team Joest	Audi R18 TDI	LM P1	Timo Bernhard	291.1	9	Free Practice 3
2 Audi Sport Team Joest	Audi R18 TDI	LM P1	Tom Kristensen	290.3	23	Free Practice 1
16 Pescarolo Team	Pescarolo - Judd	LM P1	Emmanuel Collard	288.0	15	Free Practice 1
12 Rebellion Racing	Lola B10/60 Coupe - Toyota	LM P1	Nicolas Prost	284.2	21	Free Practice 1
13 Rebellion Racing	Lola B10/60 Coupe - Toyota	LM P1	Jean-Christophe Boullion	276.9	10	Free Practice 3
15 Oak Racing	Oak Pescarolo - Judd	LM P1	Guillaume Moreau	276.9	16	Free Practice 1
23 MIK Corse	Zytek 09	LM P1	Giacomo Piccini	274.8	4	Free Practice 1
49 Oak Racing	Oak Pescarolo - Judd	LM P2	Alexandre Premat	274.1	22	Free Practice 1
35 Oak Racing	Oak Pescarolo - Judd	LM P2	Andrea Barlesi	270.7	21	Free Practice 3
40 Race Performance	Oreca 03 - Judd	LM P2	Michel Frey	269.3	19	Free Practice 3
41 Greaves Motorsport	Zytek Z11SN - Nissan	LM P2	Tom Kimber-Smith	268.0	7	Free Practice 1
26 Signatech Nissan	Oreca 03 - Nissan	LM P2	Lucas Ordoñez	267.3	20	Free Practice 1
46 TDS Racing	Oreca 03 - Nissan	LM P2	Jody Firth	267.3	21	Free Practice 1
45 Boutsen Energy Racing	Oreca 03 - Nissan	LM P2	Dominik Kraihamer	266.0	21	Free Practice 1
91 Hope Racing	FLM - Oreca - 09	FLM	Shanqi Zhang	265.4	10	Free Practice 1
42 Strakka Racing	HPD ARX -01d	LM P2	Danny Watts	264.7	6	Free Practice 1
44 Extreme Limite AM Paris	Norma M200P - Judd	LM P2	Fabien Rosier	264.7	16	Free Practice 1
92 Neil Garner Motorsport	FLM - Oreca - 09	FLM	Phil Keen	264.1	8	Free Practice 1
33 Level 5 Motorsports	Lola Coupe - HPD	LM P2	Christophe Bouchut	262.8	24	Free Practice 3
36 RML	HPD ARX -01d	LM P2	Tommy Erdos	262.1	9	Free Practice 1
67 IMSA Performance Matmut	Porsche 911 RSR (997)	LM GTE Am	Nicolas Armindo	262.1	20	Free Practice 3
93 Genoa Racing	FLM - Oreca - 09	FLM	Jens Petersen	261.5	16	Free Practice 1
95 Pegasus Racing	FLM - Oreca - 09	FLM	Julien Schell	261.5	10	Free Practice 1
99 JMB Racing	FLM - Oreca - 09	FLM	Nicolas Marroc	261.5	7	Free Practice 1
39 Pecom Racing	Lola B11/40 - Judd	LM P2	Matias Russo	260.2	24	Free Practice 3
82 CRS Racing	Ferrari F430	LM GTE Am	Adam Christodoulou	259.6	24	Free Practice 3
50 Larbre Competition	Corvette C6-ZR1	LM GTE Am	Julien Canal	259.0	21	Free Practice 3
63 Proton Competition	Porsche 911 RSR (997)	LM GTE Am	Patrick Long	259.0	22	Free Practice 3
43 RLR Msport	MG Lola EX265 - Judd	LM P2	Barry Gates	258.4	6	Free Practice 1
55 BMW Motorsport	BMW M3	LM GTE Pro	Jorg Muller	258.4	20	Free Practice 1
57 Krohn Racing	Ferrari F430	LM GTE Am	Michele Rugolo	258.4	21	Free Practice 1
77 Team Felbermayr - Proton	Porsche 911 RSR (997)	LM GTE Pro	Richard Lietz	258.4	16	Free Practice 1
56 BMW Motorsport	BMW M3	LM GTE Pro	Pedro Lamy	257.8	31	Free Practice 1
59 Luxury Racing	Ferrari F458 Italia	LM GTE Pro	Frederic Makowiecki	257.8	21	Free Practice 1
75 Prospeed Competition	Porsche 911 RSR (997)	LM GTE Pro	Marco Holzer	257.8	15	Free Practice 1
76 IMSA Performance Matmut	Porsche 911 RSR (997)	LM GTE Pro	Patrick Pilet	257.8	12	Free Practice 1
66 JMW Motorsport	Ferrari F458 Italia	LM GTE Pro	Rob Bell	256.5	11	Free Practice 1
88 Team Felbermayr-Proton	Porsche 911 RSR (997)	LM GTE Am	Christian Ried	256.5	16	Free Practice 3
51 AF Corse	Ferrari F458 Italia	LM GTE Pro	Giancarlo Fisichella	255.9	18	Free Practice 1
58 Luxury Racing	Ferrari F458 Italia	LM GTE Pro	Anthony Beltoise	255.9	16	Free Practice 3
62 CRS Racing	Ferrari F430	LM GTE Am	Pierre Ehret	255.9	9	Free Practice 1
79 Jota	Aston Martin Vantage	LM GTE Pro	Simon Dolan	255.3	25	Free Practice 1
61 AF Corse	Ferrari F430	LM GTE Am	Stephane Lemeret	254.7	21	Free Practice 1
71 AF Corse	Ferrari F458 Italia	LM GTE Pro	Jaime Melo	254.7	5	Free Practice 1
64 Lotus Jetalliance	Lotus Evora	LM GTE Pro	Martin Rich	253.5	23	Free Practice 3
65 Lotus Jetalliance	Lotus Evora	LM GTE Pro	Jonathan Hirschi	252.3	17	Free Practice 3
89 Hankook Team Farmbacher	Ferrari F458 Italia	LM GTE Pro	Dominik Farnbacher	252.3	15	Free Practice 3



**ILMC**  
**6 HOURS OF IMOLA**  
 Free Practice 3

Fastest Lap Sequence

Practice Time	Team	Car	Class	Driver	Time	Kph	Lap
4:12.576	41 Greaves Motorsport	Zytek Z11SN - Nissan	LM P2	Olivier Lombard	<b>1:58.997</b>	148.5	2
4:27.999	15 Oak Racing	Oak Pescarolo - Judd	LM P1	Pierre Ragues	<b>1:56.041</b>	152.3	2
4:29.700	2 Audi Sport Team Joest	Audi R18 TDI	LM P1	Tom Kristensen	<b>1:55.075</b>	153.6	2
5:04.207	39 Pecom Racing	Lola B11/40 - Judd	LM P2	Pierre Kaffer	<b>1:53.048</b>	156.3	2
6:29.510	1 Audi Sport Team Joest	Audi R18 TDI	LM P1	Timo Bernhard	<b>1:51.095</b>	159.1	3
10:52.549	12 Rebellion Racing	Lola B10/60 Coupe - Toyota	LM P1	Neel Jani	<b>1:50.065</b>	160.6	5
11:45.732	8 Peugeot Sport Total	Peugeot 908	LM P1	Franck Montagny	<b>1:47.042</b>	165.1	4
13:31.857	8 Peugeot Sport Total	Peugeot 908	LM P1	Franck Montagny	<b>1:46.125</b>	166.5	5
16:02.128	39 Pecom Racing	Lola B11/40 - Judd	LM P2	Pierre Kaffer	<b>1:45.294</b>	167.8	6
16:15.544	12 Rebellion Racing	Lola B10/60 Coupe - Toyota	LM P1	Neel Jani	<b>1:43.232</b>	171.2	8
19:19.131	1 Audi Sport Team Joest	Audi R18 TDI	LM P1	Timo Bernhard	<b>1:40.992</b>	175.0	8
23:53.063	2 Audi Sport Team Joest	Audi R18 TDI	LM P1	Tom Kristensen	<b>1:39.929</b>	176.8	12
26:02.681	1 Audi Sport Team Joest	Audi R18 TDI	LM P1	Timo Bernhard	<b>1:37.783</b>	180.7	12
27:46.600	8 Peugeot Sport Total	Peugeot 908	LM P1	Stephane Sarrazin	<b>1:37.260</b>	181.7	5
32:42.756	8 Peugeot Sport Total	Peugeot 908	LM P1	Stephane Sarrazin	<b>1:36.609</b>	182.9	8
42:29.797	1 Audi Sport Team Joest	Audi R18 TDI	LM P1	Marcel Fassler	<b>1:35.957</b>	184.2	4
43:56.223	8 Peugeot Sport Total	Peugeot 908	LM P1	Stephane Sarrazin	<b>1:34.753</b>	186.5	14
45:43.907	1 Audi Sport Team Joest	Audi R18 TDI	LM P1	Marcel Fassler	<b>1:34.609</b>	186.8	6



# ILMC

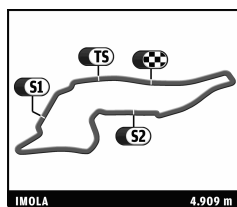
## 6 HOURS OF IMOLA

### Free Practice 3

### Sector Analysis

■ Personal Best   
 ■ Session Best   
 ■ Crossing the finish line in pit lane

Lap	D	Time	Sector 1	Sector 2	Sector 3	T. Spd	Elapsed	Lap	D	Time	Sector 1	Sector 2	Sector 3	T. Spd	Elapsed	
<b>1</b>		<b>Audi Sport Team Joest</b>						Audi R18 TDI	3	1	1:54.046	25.822	49.192	39.032	218.2	7:58.027
		1.Timo Bernhard						LM P1	4	1	1:52.841	27.218	47.501	38.122	200.7	9:50.868
		2.Marcel Fässler							5	1	1:52.729	23.389	50.238	39.102	258.4	11:43.597
	1	2:42.224	1:09.185	51.474	41.565	170.9	2:42.224	6	1	1:47.167	26.259	44.232	36.676	238.4	13:30.764	
	2	1:56.191	27.286	48.948	39.957	232.8	4:38.415	7	1	1:47.716	22.909	46.845	37.962	268.0	15:18.480	
	3	1:51.095	23.834	47.604	39.657	244.9	6:29.510	8	1	1:44.057	21.670	45.713	36.674	277.6	17:02.537	
	4	2:10.578 <b>B</b>	23.924	47.662	58.992	222.7	8:40.088	9	1	1:48.755	23.914	44.678	40.163	237.4	18:51.292	
	5	3:09.872	1:44.689	46.786	38.397	187.2	11:49.960	10	1	2:51.118 <b>B</b>	22.482	43.482	1:45.154	238.4	21:42.410	
	6	3:00.782 <b>B</b>	30.755	1:10.716	1:19.311	233.3	14:50.742	11	2	2:06.663	41.442	45.546	39.675	183.1	23:49.073	
	7	2:47.397	1:22.435	47.123	37.839	193.2	17:38.139	12	2	1:41.215	21.187	42.758	37.270	274.8	25:30.288	
	8	1:40.992	21.621	42.747	36.624	274.8	19:19.131	13	2	1:43.336	23.129	43.303	36.904	288.8	27:13.624	
	9	1:42.432	21.367	43.844	37.221	291.1	21:01.563	14	2	4:00.319 <b>B</b>	20.726	47.103	2:52.490	294.3	31:13.943	
	10	1:42.553	21.549	43.074	37.930	289.5	22:44.116	15	2	1:59.550	37.985	42.321	39.244	203.8	33:13.493	
	11	1:40.782	20.881	43.722	36.179	288.8	24:24.898	16	2	1:39.528	20.749	42.269	36.510	289.5	34:53.021	
	12	1:37.783	20.633	41.199	35.951	289.5	26:02.681	17	2	1:40.700	22.686	41.597	36.417	282.0	36:33.721	
	13	1:37.953	20.566	41.468	35.919	288.0	27:40.634	18	2	1:37.673	20.674	41.192	35.807	295.1	38:11.394	
	14	1:59.715 <b>B</b>	20.538	44.464	54.713	287.2	29:40.349	19	2	2:36.173 <b>B</b>	22.585	40.668	1:32.920	238.9	40:47.567	
	15	2:75.027	6:31.917	45.921	38.189	197.1	37:36.376	20	2	1:53.710	36.529	41.341	35.840	208.5	42:41.277	
	16	1:40.569	21.318	42.938	36.313	268.7	39:16.945	21	2	1:39.131	21.300	40.260	37.571	285.0	44:20.408	
	17	1:36.895	20.528	40.852	35.515	258.4	40:53.840	22	2	1:38.101	20.309	42.116	35.676	295.1	45:58.509	
	18	1:35.957	20.010	40.624	35.323	285.7	42:29.797	23	2	1:36.672	21.577	39.541	35.554	295.1	47:35.181	
	19	1:39.501	20.828	41.951	36.722	287.2	44:09.298	24	2	1:36.353	19.840	41.175	<b>35.338</b>	292.7	49:11.534	
	20	<b>1:34.609</b>	20.185	39.395	<b>35.029</b>	287.2	45:43.907	25	2	1:36.053	19.782	39.565	36.706	296.7	50:47.587	
	21	1:53.454 <b>B</b>	19.951	40.439	53.064	289.5	47:37.361	26	2	<b>1:34.635</b>	19.662	<b>39.403</b>	35.570	298.3	52:22.222	
	22	2:32.319	1:16.161	40.891	35.267	208.1	50:09.680	27	2	1:34.666	19.591	39.628	35.447	300.0	53:56.888	
	23	1:35.581	20.647	39.551	35.383	291.1	51:45.261									
	24	1:34.801	20.338	<b>39.379</b>	35.084	291.1	53:20.062									
	25	1:57.408 <b>B</b>	<b>19.787</b>	40.051	57.570	288.8	55:17.470									
<b>8</b>		<b>Peugeot Sport Total</b>						Peugeot 908	1	1	5:50.306 <b>B</b>	2:47.908	52.692	2:09.706	156.7	5:50.306
		1.Franck Montagny						LM P1	2	1	2:16.541	42.655	52.854	41.032	146.9	8:06.847
		2.Stephane Sarrazin							3	1	1:51.843	23.931	48.125	39.787	245.5	9:58.690
	1	2:34.625	53.925	56.987	43.713	158.1	2:34.625	4	1	1:47.042	22.530	45.095	39.417	267.3	11:45.732	
	2	1:55.075	25.654	48.577	40.844	213.0	4:29.700	5	1	1:46.125	24.724	44.265	37.136	254.1	13:31.857	
	3	1:53.719	24.571	48.223	40.925	204.5	6:23.419	6	1	5:28.995 <b>B</b>	22.247	47.548	4:19.200	266.7	19:00.852	
	4	1:52.722	23.858	48.856	40.008	228.8	8:16.141	7	2	2:04.486	39.153	46.150	39.183	190.5	21:05.338	
	5	1:54.746	24.706	49.948	40.092	247.7	10:10.887	8	2	1:42.557	22.548	42.905	37.104	240.0	22:47.895	
	6	1:50.439	22.914	46.954	40.571	253.5	12:01.326	9	2	1:43.261	23.183	43.830	36.248	232.8	24:31.156	
	7	2:13.260 <b>B</b>	23.107	50.722	59.431	252.9	14:14.586	10	2	1:38.184	20.725	41.283	36.176	268.0	26:09.340	
	8	2:46.742	1:19.158	48.187	39.397	173.1	17:01.328	11	2	1:37.260	20.725	40.964	35.571	294.3	27:46.600	
	9	1:46.524	21.957	45.140	39.427	272.0	18:47.852	12	2	1:39.912	20.970	40.797	38.145	295.9	29:26.512	
	10	1:42.693	21.628	43.589	37.476	276.9	20:30.545	13	2	1:39.635	20.500	42.209	36.926	293.5	31:06.147	
	11	1:42.589	22.108	43.358	37.123	267.3	22:13.134	14	2	1:36.609	20.498	40.129	35.982	295.9	32:42.756	
	12	1:39.929	20.997	41.547	37.385	278.4	23:53.063	15	2	1:40.256	21.557	40.635	38.064	284.2	34:23.012	
	13	1:40.810	21.945	42.001	36.864	276.9	25:33.873	16	2	1:43.518	24.480	43.406	35.632	257.8	36:06.530	
	14	1:40.169	20.946	42.316	36.907	287.2	27:14.042	17	2	2:39.699 <b>B</b>	21.881	41.390	1:36.428	245.5	38:46.229	
	15	2:04.347 <b>B</b>	20.793	46.267	57.287	283.5	29:18.389	18	2	1:57.191	38.239	42.693	36.259	191.8	40:43.420	
	16	2:37.892	1:19.327	42.181	36.384	208.5	31:56.281	19	2	1:38.050	20.425	41.550	36.075	288.0	42:21.470	
	17	<b>1:37.109</b>	<b>20.222</b>	40.860	36.027	287.2	33:33.390	20	2	<b>1:34.753</b>	20.033	<b>39.781</b>	34.939	294.3	43:56.223	
	18	1:41.905	22.791	42.487	36.627	262.1	35:15.295	21	2	1:39.281	21.999	41.979	35.303	294.3	45:35.504	
	19	1:55.812 <b>B</b>	20.987	<b>40.739</b>	54.086	290.3	37:11.107	22	2	7:31.125 <b>B</b>	<b>19.906</b>	40.712	6:30.507	292.7	53:06.629	
	20	17:08.467	...	43.678	<b>35.982</b>	207.3	54:19.574	23	2	4:03.055 <b>B</b>	35.965	39.924	2:47.166	204.2	57:09.684	
	21	2:20.496 <b>B</b>	20.653	52.639	1:07.204	288.0	56:40.070									
<b>12</b>		<b>Rebellion Racing</b>						Lola B10/60 Coupe - Toyota	1	1	3:13.966	1:35.305	53.517	45.144	129.3	3:13.966
		1.Neel Jani						LM P1	2	1	1:55.278	26.255	49.102	39.921	220.9	5:09.244
		2.Nicolas Prost							3	1	1:56.026	26.880	49.429	39.717	216.4	7:05.270
	1	3:49.069 <b>B</b>	44.086	52.333	2:12.650	125.0	3:49.069									
	2	2:14.912	41.772	51.977	41.163	165.9	6:03.981									



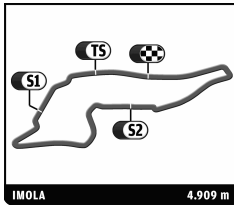
ILMC  
6 HOURS OF IMOLA

Free Practice 3

Sector Analysis

Personal Best Session Best B Crossing the finish line in pit lane

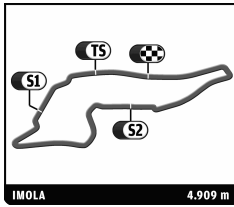
Lap	D	Time	Sector 1	Sector 2	Sector 3	T. Spd	Elapsed	Lap	D	Time	Sector 1	Sector 2	Sector 3	T. Spd	Elapsed
4	1	1:57.214	25.613	51.193	40.408	201.1	9:02.484	18	1	1:37.846	21.120	<b>40.238</b>	36.488	272.7	35:41.599
5	1	1:50.065	23.476	47.260	39.329	235.3	10:52.549	19	1	3:39.374 <b>B</b>	20.922	42.254	2:36.198	273.4	39:20.973
6	1	1:51.815	23.203	48.550	40.062	244.3	12:44.364	20	2	2:01.156	38.560	44.350	38.246	177.9	41:22.129
7	1	1:47.948	23.662	46.274	38.012	239.5	14:32.312	21	2	1:38.381	21.114	40.986	36.281	272.0	43:00.510
8	1	1:43.232	22.042	44.064	37.126	265.4	16:15.544	22	2	1:38.121	20.614	41.271	<b>36.236</b>	272.0	44:38.631
9	1	1:44.456	23.071	44.330	37.055	238.9	18:00.000	23	2	1:37.937	20.627	41.027	36.283	273.4	46:16.568
10	1	8:20.059 <b>B</b>	22.889	45.768	7:11.402	250.6	26:20.059	24	2	1:40.076	21.056	42.114	36.906	273.4	47:56.644
11	1	2:00.538	38.647	44.493	37.398	186.5	28:20.597	25	2	1:40.097	20.592	41.165	38.340	273.4	49:36.741
12	1	1:41.868	21.430	42.053	38.385	280.5	30:02.465	26	2	<b>1:37.311</b>	<b>20.553</b>	40.428	36.330	273.4	51:14.052
13	1	1:39.112	21.067	41.604	36.441	280.5	31:41.577	27	2	1:41.091	21.848	42.223	37.020	276.9	52:55.143
14	1	1:43.456	21.404	44.051	38.001	282.0	33:25.033	<b>16</b> <b>Pescarolo Team</b> <span style="float:right">Pescarolo - Judd</span>							
15	1	9:11.112 <b>B</b>	22.462	42.694	8:05.956	280.5	42:36.145	1.Emmanuel Collard <span style="float:right">3.Julien Jousse</span>							
16	1	1:59.695	37.458	43.505	38.732	197.8	44:35.840	2.Christophe Tinseau <span style="float:right">LM P1</span>							
17	1	1:38.923	20.920	41.766	36.237	283.5	46:14.763	1	2	3:32.259	1:42.826	1:03.603	45.830	136.2	3:32.259
18	1	1:41.214	21.805	42.703	36.706	279.1	47:55.977	2	2	2:05.293	27.956	55.063	42.274	181.8	5:37.552
19	1	1:38.261	20.663	41.378	36.220	282.7	49:34.238	3	2	1:58.525	26.922	51.687	39.916	197.4	7:36.077
20	1	1:38.797	<b>20.504</b>	41.099	37.194	283.5	51:13.035	4	2	1:57.862	26.066	51.802	39.994	205.7	9:33.939
21	1	1:41.315	22.735	41.948	36.632	272.0	52:54.350	5	2	1:56.025	25.786	49.750	40.489	203.8	11:29.964
22	1	<b>1:37.628</b>	20.701	<b>40.960</b>	<b>35.967</b>	282.0	54:31.978	6	2	1:52.271	25.230	48.101	38.940	215.6	13:22.235
<b>13</b> <b>Rebellion Racing</b> <span style="float:right">Lola B10/60 Coupe - Toyota</span>								1.Andrea Belicchi <span style="float:right">LM P1</span>							
2.Jean-Christophe Boullion								2							
1	2	2:52.916	1:07.665	1:00.157	45.094	146.9	2:52.916	7	2	1:50.643	24.243	47.641	38.759	214.7	15:12.878
2	2	2:02.754	27.998	52.620	42.136	203.8	4:55.670	8	2	1:49.166	23.775	47.077	38.314	235.8	17:02.044
3	2	1:56.517	26.129	49.523	40.865	201.9	6:52.187	9	2	1:49.847	24.098	44.784	40.965	232.3	18:51.891
4	2	1:54.569	24.772	49.823	39.974	212.6	8:46.756	10	2	1:48.037	23.695	46.680	37.662	229.3	20:39.928
5	2	1:53.687	23.824	48.561	41.302	244.9	10:40.443	11	2	1:45.646	22.278	43.903	39.465	257.1	22:25.574
6	2	14:08.294 <b>B</b>	26.509	52.676	...	206.1	24:48.737	12	2	1:43.018	22.202	43.754	37.062	255.9	24:08.592
7	2	2:14.271	43.521	51.540	39.210	148.1	27:03.008	13	2	6:17.608 <b>B</b>	23.099	43.620	5:10.889	227.4	30:26.200
8	2	1:47.434	23.617	45.989	37.828	226.9	28:50.442	14	3	2:04.349	39.286	45.181	39.882	198.2	32:30.549
9	2	1:47.564	21.954	47.298	38.312	274.8	30:38.006	15	3	1:43.891	22.006	43.948	37.937	257.8	34:14.440
10	2	1:43.145	<b>21.736</b>	43.185	38.224	276.9	32:21.151	16	3	1:41.716	21.533	42.832	37.351	280.5	35:56.156
11	2	12:30.248 <b>B</b>	22.019	42.966	...	274.1	44:51.399	17	3	6:22.328 <b>B</b>	20.975	41.406	5:19.947	277.6	42:18.484
12	2	2:09.391	40.601	48.589	40.201	158.6	47:00.790	18	3	2:02.115	37.774	44.734	39.607	197.8	44:20.599
13	2	1:44.541	23.299	43.621	<b>37.621</b>	237.9	48:45.331	19	3	1:42.948	21.991	43.078	37.879	276.9	46:03.547
14	2	<b>1:42.996</b>	21.838	<b>42.633</b>	38.525	276.2	50:28.327	20	3	1:45.026	21.844	45.237	37.945	282.0	47:48.573
15	2	3:05.827 <b>B</b>	22.442	44.561	1:58.824	252.9	53:34.154	21	3	1:40.443	21.371	41.656	37.416	268.7	49:29.016
<b>15</b> <b>Oak Racing</b> <span style="float:right">Oak Pescarolo - Judd</span>								<b>23</b> <b>MIK Corse</b> <span style="float:right">Zytek 09</span>							
1.Pierre Ragues <span style="float:right">LM P1</span>								1.Maximo Cortes <span style="float:right">3.Giacomo Piccini</span>							
2.Guillaume Moreau								2.Ferdinando Geri							
1	1	2:31.958	51.480	56.344	44.134	150.8	2:31.958	1	1	10:30.535	8:49.513	57.249	43.773	161.4	10:30.535
2	1	1:56.041	25.254	48.558	42.229	204.9	4:27.999	2	1	1:57.700	26.779	50.152	40.769	161.7	12:28.235
3	1	1:54.489	24.566	49.330	40.593	217.7	6:22.488	3	1	1:52.557	24.185	48.199	40.173	205.3	14:20.792
4	1	1:54.252	24.553	49.536	40.163	222.7	8:16.740	4	1	1:48.051	23.792	45.729	38.530	236.8	16:08.843
5	1	1:54.725	24.484	49.925	40.316	237.4	10:11.465	5	1	1:44.534	22.615	44.108	37.811	268.0	17:53.377
6	1	1:51.192	23.811	46.782	40.599	239.5	12:02.657	6	1	1:50.597	23.255	47.803	39.539	246.0	19:43.974
7	1	1:53.539	23.491	49.196	40.852	240.0	13:56.196	7	1	<b>1:42.846</b>	21.736	<b>43.798</b>	<b>37.312</b>	273.4	21:26.820
8	1	1:52.977	23.715	47.974	41.288	233.3	15:49.173	8	1	1:45.040	21.437	45.979	37.624	274.1	23:11.860
9	1	3:56.167 <b>B</b>	24.497	48.810	2:42.860	215.6	19:45.340	9	1	1:44.069	<b>21.223</b>	43.905	38.941	272.0	24:55.929
10	1	2:07.267	39.622	47.478	40.167	180.3	21:52.607	10	1	6:41.491 <b>B</b>	21.331	46.459	5:33.701	274.8	31:37.420
11	1	1:46.854	23.795	44.567	38.492	218.6	23:39.461	11	2	2:19.431	49.489	48.967	40.975	143.4	33:56.851
12	1	1:47.319	24.870	44.404	38.045	197.1	25:26.780	12	2	7:40.727 <b>B</b>	1:20.822	1:04.659	5:15.246	268.0	41:37.578
13	1	1:44.501	21.916	44.959	37.626	259.0	27:11.281	13	2	2:16.320	43.870	51.502	40.948	109.8	43:53.898
14	1	1:47.594	21.629	47.653	38.312	274.1	28:58.875	14	2	1:53.318	24.367	48.039	40.912	248.8	45:47.216
15	1	1:42.828	21.252	43.944	37.632	274.8	30:41.703	15	2	1:50.113	22.941	46.655	40.517	270.7	47:37.329
16	1	1:40.741	22.644	41.315	36.782	268.0	32:22.444	16	2	1:48.593	23.677	45.957	38.959	231.3	49:25.922
17	1	1:41.309	21.799	42.214	37.296	274.8	34:03.753	17	2	1:46.608	22.514	45.097	38.997	270.0	51:12.530



**ILMC**  
**6 HOURS OF IMOLA**  
 Free Practice 3  
 Sector Analysis

							Personal Best			Session Best			B Crossing the finish line in pit lane		
Lap	D	Time	Sector 1	Sector 2	Sector 3	T. Spd	Elapsed	Lap	D	Time	Sector 1	Sector 2	Sector 3	T. Spd	Elapsed
<b>26</b> Signatech Nissan 1. Franck Maillieux 2. Lucas Ordoñez							Oreca 03 - Nissan LM P2								
3. Soheil Ayari															
1	1	4:29.273	B	1:45.702	59.471	1:44.100	136.7	4:29.273							
2	1	2:16.362		40.585	52.913	42.864	180.6	6:45.635							
3	1	1:55.256		25.870	48.768	40.618	196.7	8:40.891							
4	1	8:10.616	B	24.503	51.940	6:54.173	199.6	16:51.507							
5	1	2:08.344		40.480	47.907	39.957	180.9	18:59.851							
6	1	1:51.494		24.709	47.244	39.541	212.6	20:51.345							
7	1	1:50.293		23.254	48.247	38.792	225.9	22:41.638							
8	1	1:48.161		22.303	47.522	38.336	261.5	24:29.799							
9	1	1:43.758		21.808	43.955	37.995	263.4	26:13.557							
10	1	1:44.171		21.767	44.712	37.692	263.4	27:57.728							
11	1	3:52.779	B	21.972	43.870	2:46.937	260.9	31:50.507							
12	3	2:04.174		38.923	45.539	39.712	182.7	33:54.681							
13	3	1:43.941		21.920	42.416	39.605	260.9	35:38.622							
14	3	1:40.766		21.519	41.945	37.302	260.2	37:19.388							
15	3	1:40.333		21.766	41.389	37.178	262.1	38:59.721							
16	3	1:40.920		21.031	41.869	38.020	260.9	40:40.641							
17	3	1:43.188		21.216	43.512	38.460	261.5	42:23.829							
18	3	4:55.571	B	21.335	44.088	3:50.148	262.8	47:19.400							
19	3	2:01.396		40.106	43.023	38.267	172.2	49:20.796							
20	3	1:40.945		21.109	42.204	37.632	262.8	51:01.741							
21	3	1:40.777		21.146	42.349	37.282	261.5	52:42.518							
22	3	1:39.612		20.999	40.760	37.853	262.8	54:22.130							
<b>33</b> Level 5 Motorsports 1. Scott Tucker 2. Christophe Bouchut							Lola Coupe - HPD LM P2								
3. Joao Barbosa															
1	3	5:53.492		4:06.668	1:01.838	44.986	121.8	5:53.492							
2	3	2:03.020		27.491	53.323	42.206	196.7	7:56.512							
3	3	2:07.913		30.890	55.063	41.960	175.6	10:04.425							
4	3	5:52.442	B	26.125	49.564	4:36.753	209.3	15:56.867							
5	3	2:23.385		49.913	52.481	40.991	129.8	18:20.252							
6	3	1:49.591		23.669	45.987	39.935	254.1	20:09.843							
7	3	1:47.795		23.541	45.489	38.765	255.3	21:57.638							
8	3	1:50.682		23.744	47.375	39.563	219.5	23:48.320							
9	3	1:46.806		23.112	44.197	39.497	238.4	25:35.126							
10	3	1:50.884		23.769	48.597	38.518	240.5	27:26.010							
11	3	1:46.066		23.147	45.119	37.800	225.5	29:12.076							
12	3	3:53.995	B	23.306	46.758	2:43.931	259.6	33:06.071							
13	1	2:13.094		43.424	49.369	40.301	156.1	35:19.165							
14	1	1:48.252		23.031	44.986	40.235	251.7	37:07.417							
15	1	1:45.472		22.824	43.935	38.713	237.9	38:52.889							
16	1	1:45.153		22.473	44.220	38.460	257.1	40:38.042							
17	1	1:45.816		22.359	44.487	38.970	256.5	42:23.858							
18	1	3:21.776	B	22.670	46.316	2:12.790	241.1	45:45.634							
19	2	2:04.351		39.018	46.760	38.573	168.2	47:49.985							
20	2	1:41.630		21.543	42.680	37.407	260.9	49:31.615							
21	2	1:41.188		21.517	42.054	37.617	258.4	51:12.803							
22	2	1:43.275		23.217	42.588	37.470	260.2	52:56.078							
23	2	1:40.417		21.239	41.797	37.381	260.2	54:36.495							
<b>36</b> RML 1. Tommy Erdos 2. Mike Newton							3. Ben Collins			HPD ARX -01d LM P2					
1	3	3:20.040		1:39.882	56.464	43.694	120.5	3:20.040							
2	3	2:05.424		28.127	54.617	42.680	194.2	5:25.464							
3	3	2:00.767		27.602	51.458	41.707	172.2	7:26.231							
4	3	4:21.798	B	27.906	52.848	3:01.044	193.9	11:48.029							
5	3	2:13.184		42.112	50.651	40.421	166.4	14:01.213							
6	3	1:50.340		23.973	46.843	39.524	230.8	15:51.553							
7	3	1:53.870		23.538	50.602	39.730	220.9	17:45.423							
8	3	1:52.098		24.792	47.265	40.041	210.5	19:37.521							
9	3	1:46.925		22.949	45.193	38.783	247.7	21:24.446							
10	3	4:22.531	B	22.311	47.859	3:12.361	259.0	25:46.977							
11	2	2:24.069		44.300	56.566	43.203	141.7	28:11.046							
12	2	1:54.340		24.313	48.416	41.611	224.5	30:05.386							
13	2	1:51.054		23.219	47.219	40.616	255.3	31:56.440							
14	2	1:50.720		23.296	47.221	40.203	248.8	33:47.160							
15	2	1:52.305		23.113	47.596	41.596	252.9	35:39.465							
16	2	1:49.715		22.947	46.556	40.212	259.6	37:29.180							
17	2	5:55.124	B	23.556	47.325	4:44.243	256.5	43:24.304							
18	1	2:05.915		39.308	45.097	41.510	159.5	45:30.219							
19	1	1:47.153		22.295	44.698	40.160	260.9	47:17.372							
20	1	1:44.964		22.132	43.736	39.096	259.6	49:02.336							
21	1	4:10.569	B	21.897	43.912	3:04.760	260.9	53:12.905							
<b>39</b> Pecom Racing 1. Luis Perez-Compagn 2. Matias Russo							3. Pierre Kaffer			Lola B11/40 - Judd LM P2					
1	3	3:11.159		1:31.219	55.324	44.616	138.3	3:11.159							
2	3	1:53.048		24.819	47.486	40.743	231.3	5:04.207							
3	3	5:10.956	B	24.119	50.144	3:56.693	240.0	10:15.163							
4	3	2:12.344		41.288	50.515	40.541	158.6	12:27.507							
5	3	1:49.327		23.893	45.622	39.812	246.0	14:16.834							
6	3	1:45.294		22.856	43.899	38.539	254.1	16:02.128							
7	3	1:47.405		22.161	43.213	42.031	255.9	17:49.533							





# ILMC

## 6 HOURS OF IMOLA

### Free Practice 3

### Sector Analysis

■ Personal Best   
 ■ Session Best   
 ■ Crossing the finish line in pit lane

Lap	D	Time	Sector 1	Sector 2	Sector 3	T. Spd	Elapsed	Lap	D	Time	Sector 1	Sector 2	Sector 3	T. Spd	Elapsed
8	3	5:31.374 <b>B</b>	22.751	45.852	4:22.771	256.5	23:20.907	14	1	1:47.420	22.538	44.945	39.937	260.2	33:06.404
9	1	2:10.104	42.529	47.495	40.080	175.6	25:31.011	15	1	1:44.454	22.700	43.855	37.899	230.8	34:50.858
10	1	1:49.259	24.137	45.961	39.161	255.9	27:20.270	16	1	2:04.851 <b>B</b>	23.089	44.168	57.594	235.8	36:55.709
11	1	1:47.904	23.201	44.937	39.766	247.1	29:08.174	17	3	3:09.551	1:44.817	44.210	40.524	192.5	40:05.260
12	1	1:48.943	23.849	46.630	38.464	183.7	30:57.117	18	3	1:43.485	21.905	43.273	38.307	264.7	41:48.745
13	1	1:46.201	23.751	44.111	38.339	255.3	32:43.318	19	3	1:43.575	21.996	43.840	37.739	264.7	43:32.320
14	1	1:47.771	22.544	44.578	40.649	258.4	34:31.089	20	3	1:42.644	22.058	43.063	37.523	267.3	45:14.964
15	1	1:47.498	22.124	45.250	40.124	257.1	36:18.587	21	3	1:41.186	21.438	42.458	37.290	264.1	46:56.150
16	1	1:43.706	22.112	44.022	37.572	254.1	38:02.293	22	3	1:40.207	21.452	41.800	36.955	264.7	48:36.357
17	1	1:42.790	21.846	42.558	38.386	255.9	39:45.083	23	3	1:41.485	21.635	42.781	37.069	264.7	50:17.842
18	1	1:45.358	21.876	42.849	40.633	256.5	41:30.441	24	3	1:39.522	21.326	41.152	37.044	264.1	51:57.364
19	1	5:19.794 <b>B</b>	22.245	43.597	4:13.952	257.1	46:50.235	25	3	1:56.808 <b>B</b>	21.297	41.097	54.414	264.7	53:54.172
20	2	2:02.562	40.790	43.929	37.843	161.4	48:52.797								
21	2	1:40.414	21.423	41.461	37.530	257.1	50:33.211								
22	2	1:41.424	21.105	42.678	37.641	259.6	52:14.635								
23	2	1:39.654	21.506	41.325	36.823	258.4	53:54.289								

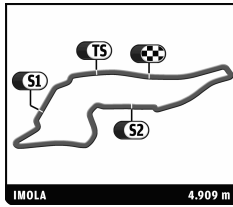
Lap	D	Time	Sector 1	Sector 2	Sector 3	T. Spd	Elapsed	Lap	D	Time	Sector 1	Sector 2	Sector 3	T. Spd	Elapsed
1	3	3:30.934	1:44.136	59.871	46.927	134.7	3:30.934	14	3	3:30.934	1:44.136	59.871	46.927	134.7	3:30.934
2	3	2:02.776	27.388	51.728	43.660	182.1	5:33.710	15	3	2:02.776	27.388	51.728	43.660	182.1	5:33.710
3	3	1:59.678	27.101	49.951	42.626	193.2	7:33.388	16	3	1:59.678	27.101	49.951	42.626	193.2	7:33.388
4	3	12:03.075 <b>B</b>	25.569	53.353	...	226.9	19:36.463	17	3	12:03.075 <b>B</b>	25.569	53.353	...	226.9	19:36.463
5	3	2:09.226	40.359	48.160	40.707	168.7	21:45.689	18	3	2:09.226	40.359	48.160	40.707	168.7	21:45.689
6	3	6:08.951 <b>B</b>	23.270	45.558	5:00.123	241.1	27:54.640	19	3	6:08.951 <b>B</b>	23.270	45.558	5:00.123	241.1	27:54.640
7	3	6:09.051 <b>B</b>	39.050	46.227	4:43.774	175.0	34:03.691	20	3	6:09.051 <b>B</b>	39.050	46.227	4:43.774	175.0	34:03.691
8	1	2:17.180	41.659	51.888	43.633	163.4	36:20.871	21	3	2:17.180	41.659	51.888	43.633	163.4	36:20.871

Lap	D	Time	Sector 1	Sector 2	Sector 3	T. Spd	Elapsed	Lap	D	Time	Sector 1	Sector 2	Sector 3	T. Spd	Elapsed
1	2	3:14.926	1:36.327	53.120	45.479	127.1	3:14.926	14	3	3:14.926	1:36.327	53.120	45.479	127.1	3:14.926
2	2	1:57.313	26.017	50.064	41.232	224.5	5:12.239	15	3	1:57.313	26.017	50.064	41.232	224.5	5:12.239
3	2	1:55.421	25.248	49.852	40.321	231.8	7:07.660	16	3	1:55.421	25.248	49.852	40.321	231.8	7:07.660
4	2	4:19.032 <b>B</b>	25.651	51.373	3:02.008	201.1	11:26.692	17	3	4:19.032 <b>B</b>	25.651	51.373	3:02.008	201.1	11:26.692
5	1	2:23.199	43.827	56.162	43.210	157.4	13:49.891	18	3	2:23.199	43.827	56.162	43.210	157.4	13:49.891
6	1	1:59.146	25.099	52.288	41.759	243.2	15:49.037	19	3	1:59.146	25.099	52.288	41.759	243.2	15:49.037
7	1	1:58.172	25.384	51.707	41.081	208.1	17:47.209	20	3	1:58.172	25.384	51.707	41.081	208.1	17:47.209
8	1	1:54.223	24.198	49.467	40.558	247.7	19:41.432	21	3	1:54.223	24.198	49.467	40.558	247.7	19:41.432
9	1	1:52.418	24.131	48.112	40.175	249.4	21:33.850	22	3	1:52.418	24.131	48.112	40.175	249.4	21:33.850
10	1	1:53.651	23.638	47.486	42.527	252.9	23:27.501	23	3	1:53.651	23.638	47.486	42.527	252.9	23:27.501
11	1	1:52.853	24.431	47.519	40.903	223.6	25:20.354	24	3	1:52.853	24.431	47.519	40.903	223.6	25:20.354
12	1	1:48.925	23.246	45.714	39.965	250.6	27:09.279	25	3	1:48.925	23.246	45.714	39.965	250.6	27:09.279
13	1	1:54.014	23.037	49.786	41.191	255.9	29:03.293	26	3	1:54.014	23.037	49.786	41.191	255.9	29:03.293
14	1	1:49.927	23.938	46.313	39.676	235.8	30:53.220	27	3	1:49.927	23.938	46.313	39.676	235.8	30:53.220
15	1	1:48.079	22.783	45.839	39.457	255.9	32:41.299	28	3	1:48.079	22.783	45.839	39.457	255.9	32:41.299
16	1	3:13.146 <b>B</b>	23.216	45.392	2:04.538	252.3	35:54.445	29	3	3:13.146 <b>B</b>	23.216	45.392	2:04.538	252.3	35:54.445
17	3	2:11.585	41.080	49.971	40.534	165.9	38:06.030	30	3	2:11.585	41.080	49.971	40.534	165.9	38:06.030
18	3	1:48.170	22.964	45.309	39.897	252.9	39:54.200	31	3	1:48.170	22.964	45.309	39.897	252.9	39:54.200
19	3	1:48.625	22.864	45.919	39.842	251.7	41:42.825	32	3	1:48.625	22.864	45.919	39.842	251.7	41:42.825
20	3	1:48.927	22.926	45.780	40.221	252.9	43:31.752	33	3	1:48.927	22.926	45.780	40.221	252.9	43:31.752
21	3	1:51.187	23.246	47.756	40.185	254.1	45:22.939	34	3	1:51.187	23.246	47.756	40.185	254.1	45:22.939
22	3	1:48.603	22.945	45.699	39.959	249.4	47:11.542	35	3	1:48.603	22.945	45.699	39.959	249.4	47:11.542
23	3	1:47.849	22.757	45.694	39.398	254.1	48:59.391	36	3	1:47.849	22.757	45.694	39.398	254.1	48:59.391
24	3	1:49.105	22.561	45.958	40.586	253.5	50:48.496	37	3	1:49.105	22.561	45.958	40.586	253.5	50:48.496
25	3	1:47.033	22.537	44.957	39.539	252.9	52:35.529	38	3	1:47.033	22.537	44.957	39.539	252.9	52:35.529
26	3	1:47.788	22.627	45.473	39.688	252.3	54:23.317	39	3	1:47.788	22.627	45.473	39.688	252.3	54:23.317

Lap	D	Time	Sector 1	Sector 2	Sector 3	T. Spd	Elapsed	Lap	D	Time	Sector 1	Sector 2	Sector 3	T. Spd	Elapsed
1	1	3:43.553	1:59.174	56.837	47.542	111.1	3:43.553	14	1	3:43.553	1:59.174	56.837	47.542	111.1	3:43.553



# ILMC

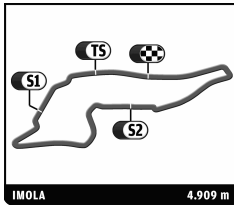
## 6 HOURS OF IMOLA

### Free Practice 3

### Sector Analysis

■ Personal Best   
 ■ Session Best   
 ■ Crossing the finish line in pit lane

Lap	D	Time	Sector 1	Sector 2	Sector 3	T. Spd	Elapsed	Lap	D	Time	Sector 1	Sector 2	Sector 3	T. Spd	Elapsed
<b>45</b> <b>Boutsen Energy Racing</b> <span style="float: right;">Oreca 03 - Nissan LM P2</span> 1. Dominik Kraihamer 2. Nicolas De Crem															
1	2	6:50.342	B	1:51.065	56.156	4:03.121	148.4	6:50.342							
2	2	2:21.556		43.512	54.769	43.275	161.7	9:11.898							
3	2	1:54.419		24.614	48.186	41.619	227.4	11:06.317							
4	2	1:48.535		23.957	45.622	38.956	246.0	12:54.852							
5	2	1:52.528		23.139	48.428	40.961	258.4	14:47.380							
6	2	1:45.996		22.702	44.792	38.502	262.1	16:33.376							
7	2	1:43.440		22.147	43.333	37.960	263.4	18:16.816							
8	2	1:42.526		21.907	43.207	37.412	263.4	19:59.342							
9	2	4:54.260	B	21.493	44.184	3:48.583	265.4	24:53.602							
10	2	2:00.983		38.018	43.305	39.660	184.9	26:54.585							
11	2	1:42.700		21.557	42.550	38.593	262.8	28:37.285							
12	2	1:41.208		21.500	42.768	36.940	265.4	30:18.493							
13	2	1:40.433		21.172	41.989	37.272	266.0	31:58.926							
14	2	1:41.132		21.318	43.000	36.814	265.4	33:40.058							
15	2	3:42.336	B	23.284	43.745	2:35.307	237.4	37:22.394							
16	1	2:07.886		43.975	45.724	38.187	123.7	39:30.280							
17	1	1:43.181		22.261	43.104	37.816	264.1	41:13.461							
18	1	1:39.316		20.997	40.997	37.322	263.4	42:52.777							
19	1	1:38.152		20.923	40.647	36.582	264.7	44:30.929							
20	1	1:39.039		20.754	41.365	36.920	264.7	46:09.968							
21	1	1:41.823		20.881	43.465	37.477	265.4	47:51.791							
22	1	6:50.972	B	21.157	42.041	5:47.774	265.4	54:42.763							
<b>46</b> <b>TDS Racing</b> <span style="float: right;">Oreca 03 - Nissan LM P2</span> 1. Mathias Beche 2. Pierre Thiriet 3. Jody Firth															
1	2	2:28.683		50.114	55.972	42.597	143.6	2:28.683							
2	2	3:57.266	B	25.418	48.362	2:43.486	237.4	6:25.949							
3	2	2:18.928		43.825	53.267	41.836	160.7	8:44.877							
4	2	1:55.105		24.403	49.421	41.281	251.7	10:39.982							
5	2	1:59.745		26.712	52.563	40.470	197.8	12:39.727							
6	2	1:52.324		23.468	47.285	41.571	262.8	14:32.051							
7	2	1:48.427		23.800	45.375	39.252	248.3	16:20.478							
<b>49</b> <b>Oak Racing</b> <span style="float: right;">Corvette C6-ZR1 LM P2</span> 1. Jacques Nicolet 2. Alexandre Premat 3. Judd Pescarolo															
1	2	3:42.344		2:00.570	54.679	47.095	158.6	3:42.344							
2	2	2:01.729		27.046	52.745	41.938	208.5	5:44.073							
3	2	1:56.459		25.029	49.780	41.650	233.8	7:40.532							
4	2	1:56.927		23.849	53.107	39.971	251.7	9:37.459							
5	2	1:53.502		23.485	49.058	40.959	251.7	11:30.961							
6	2	1:51.205		24.191	47.272	39.742	245.5	13:22.166							
7	2	4:05.076	B	24.882	51.343	2:48.851	220.0	17:27.242							
8	1	2:18.295		43.348	53.541	41.406	166.7	19:45.537							
9	1	1:51.664		23.236	47.946	40.482	255.9	21:37.201							
10	1	1:52.587		23.836	47.075	41.676	255.3	23:29.788							
11	1	5:18.718	B	24.510	48.334	4:05.874	233.8	28:48.506							
12	1	2:15.080		42.848	49.956	42.276	158.6	31:03.586							
13	1	1:48.408		23.434	45.956	39.018	251.2	32:51.994							
14	1	1:48.784		22.868	46.205	39.711	249.4	34:40.778							
15	1	1:46.699		23.085	45.469	38.145	262.1	36:27.477							
16	1	1:48.011		22.728	46.438	38.845	260.2	38:15.488							
17	1	1:48.215		21.993	46.066	40.156	265.4	40:03.703							
18	1	1:45.926		22.508	44.179	39.239	258.4	41:49.629							
19	1	9:05.010	B	23.175	46.029	7:55.806	265.4	50:54.639							
20	2	2:03.884		38.252	44.742	40.890	190.5	52:58.523							
21	2	1:41.244		21.584	42.509	37.151	269.3	54:39.767							
<b>50</b> <b>Larbre Competition</b> <span style="float: right;">Corvette C6-ZR1 LM GTE Am</span> 1. Patrick Bornhauser 2. Julien Canal 3. Gabriele Gardel															
1	2	9:44.583		7:54.816	1:03.051	46.716	132.8	9:44.583							
2	2	2:03.186		27.414	52.732	43.040	200.0	11:47.769							
3	2	2:02.612		27.231	52.202	43.179	214.3	13:50.381							
4	2	1:57.591		25.230	50.898	41.463	223.6	15:47.972							
5	2	2:03.247		25.865	52.318	45.064	233.3	17:51.219							
6	2	2:19.273	B	25.760	50.340	1:03.173	208.5	20:10.492							
7	1	4:37.268		2:52.921	56.828	47.519	132.5	24:47.760							
8	1	1:59.563		25.948	50.226	43.389	217.3	26:47.323							
9	1	1:52.784		23.683	47.762	41.339	248.3	28:40.107							
10	1	1:51.381		23.742	47.099	40.540	228.8	30:31.488							
11	1	1:51.586		23.567	47.325	40.694	246.6	32:23.074							
12	1	1:51.151		23.693	46.906	40.552	248.8	34:14.225							
13	1	1:51.084		23.534	47.050	40.500	248.3	36:05.309							



## ILMC 6 HOURS OF IMOLA Free Practice 3 Sector Analysis

■ Personal Best   
 ■ Session Best   
 ■ Crossing the finish line in pit lane

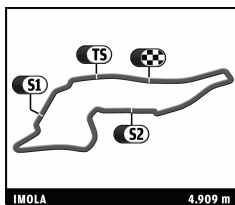
Lap	D	Time	Sector 1	Sector 2	Sector 3	T. Spd	Elapsed	Lap	D	Time	Sector 1	Sector 2	Sector 3	T. Spd	Elapsed
14	1	1:50.934	23.438	46.946	40.550	241.6	37:56.243	20	2	1:47.493	22.476	45.687	39.330	257.8	40:28.567
15	1	1:50.425	23.170	46.721	40.534	252.9	39:46.668	21	2	3:28.496 <span style="color: blue;">B</span>	23.668	46.233	2:18.595	255.9	43:57.063
16	1	1:49.523	23.193	46.426	39.904	250.6	41:36.191	22	2	2:01.307	37.043	44.896	39.368	180.3	45:58.370
17	1	2:11.007 <span style="color: blue;">B</span>	23.903	48.569	58.535	244.9	43:47.198	23	2	1:49.154	23.528	46.429	39.197	253.5	47:47.524
18	2	3:27.022	1:56.623	49.602	40.797	150.8	47:14.220	24	2	3:39.502 <span style="color: blue;">B</span>	22.490	45.181	2:31.831	256.5	51:27.026
19	2	2:10.263 <span style="color: blue;">B</span>	23.358	47.502	59.403	254.7	49:24.483	25	2	2:03.681	37.731	46.565	39.385	180.0	53:30.707
20	2	2:59.013	1:30.311	48.385	40.317	166.7	52:23.496	26	2	2:13.365 <span style="color: blue;">B</span>	22.448	44.156	1:06.761	256.5	55:44.072
21	2	1:47.592	22.487	45.502	39.603	259.0	54:11.088								
22	2	2:24.325 <span style="color: blue;">B</span>	22.879	46.487	1:14.959	259.0	56:35.413								

51		AF Corse		Ferrari F458 Italia			
		1. Giancarlo Fisichella		LM GTE Pro			
		2. Gianmaria Bruni					
1	2	9:16.860	7:29.671	1:00.038	47.151	153.2	9:16.860
2	2	1:59.851	26.195	50.990	42.666	212.6	11:16.711
3	2	1:54.845	25.481	48.391	40.973	210.1	13:11.556
4	2	1:55.153	24.605	48.637	41.911	227.8	15:06.709
5	2	1:55.106	26.317	47.333	41.456	219.5	17:01.815
6	2	1:55.736	25.428	47.752	42.556	219.5	18:57.551
7	2	1:57.243	27.031	49.087	41.125	219.5	20:54.794
8	2	1:51.706	23.569	45.897	42.240	235.8	22:46.500
9	2	2:03.149	24.498	56.428	42.223	248.3	24:49.649
10	2	1:48.717	23.852	44.992	39.873	247.1	26:38.366
11	2	3:36.144 <span style="color: blue;">B</span>	23.741	45.637	2:26.766	240.5	30:14.510
12	1	2:07.114	39.494	47.640	39.980	177.0	32:21.624
13	1	1:50.120	22.827	46.803	40.490	252.9	34:11.744
14	1	1:47.531	22.786	45.059	39.686	251.2	35:59.275
15	1	1:46.400	22.532	44.668	39.200	251.7	37:45.675
16	1	1:48.085	22.525	45.284	40.276	251.7	39:33.760
17	1	1:48.826	22.385	46.781	39.660	252.9	41:22.586
18	1	1:45.954	22.463	44.450	39.041	254.1	43:08.540
19	1	1:48.559	22.575	45.542	40.442	252.3	44:57.099
20	1	1:47.241	22.385	45.188	39.668	254.1	46:44.340
21	1	3:22.018 <span style="color: blue;">B</span>	22.717	44.574	2:14.727	251.2	50:06.358
22	1	2:12.505	42.134	49.010	41.361	173.9	52:18.863
23	1	1:47.039	22.648	44.238	40.153	251.7	54:05.902

55		BMW Motorsport		BMW M3			
		1. Augusto Farfus		LM GTE Pro			
		2. Jorg Muller					
1	1	2:15.192	36.476	54.311	44.405	158.6	2:15.192
2	1	1:59.194	26.401	50.974	41.819	207.3	4:14.386
3	1	1:58.393	25.760	50.240	42.393	234.8	6:12.779
4	1	1:59.009	27.165	50.339	41.505	205.7	8:11.788
5	1	1:54.618	24.849	49.350	40.419	225.5	10:06.406
6	1	1:53.605	24.345	48.313	40.947	229.8	12:00.011
7	1	1:54.613	23.995	50.489	40.129	247.7	13:54.624
8	1	2:48.673 <span style="color: blue;">B</span>	23.648	49.535	1:35.490	250.0	16:43.297
9	1	2:08.843	39.518	47.697	41.628	177.6	18:52.140
10	1	1:53.737	23.905	48.996	40.836	235.8	20:45.877
11	1	1:48.216	23.302	45.462	39.452	237.4	22:34.093
12	1	1:48.688	24.379	45.150	39.159	189.8	24:22.781
13	1	1:46.884	22.594	45.180	39.110	256.5	26:09.665
14	1	1:46.804	22.512	45.352	38.940	257.1	27:56.469
15	1	3:08.431 <span style="color: blue;">B</span>	22.550	46.172	1:59.709	255.9	31:04.900
16	2	2:09.202	38.394	48.489	42.319	180.0	33:14.102
17	2	1:51.877	25.154	46.895	39.828	225.0	35:05.979
18	2	1:47.850	22.746	45.553	39.551	257.1	36:53.829
19	2	1:47.245	22.464	45.067	39.714	258.4	38:41.074

56		BMW Motorsport		BMW M3			
		1. Dirk Werner		LM GTE Pro			
		2. Pedro Lamy					
1	2	2:32.694	41.904	1:01.592	49.198	146.7	2:32.694
2	2	2:11.475	29.384	57.076	45.015	188.5	4:44.169
3	2	2:06.038	27.120	55.189	43.729	202.6	6:50.207
4	2	2:02.754	26.348	53.839	42.567	211.8	8:52.961
5	2	1:58.280	25.554	51.152	41.574	227.4	10:51.241
6	2	1:57.903	24.684	49.999	43.220	244.9	12:49.144
7	2	1:59.937	26.035	50.448	43.454	210.1	14:49.081
8	2	1:53.533	23.829	48.728	40.976	253.5	16:42.614
9	2	1:52.503	23.542	48.190	40.771	254.1	18:35.117
10	2	3:03.241 <span style="color: blue;">B</span>	23.932	50.677	1:48.632	234.8	21:38.358
11	2	2:16.084	42.209	52.355	41.520	176.5	23:54.442
12	2	1:53.803	23.455	49.638	40.710	255.3	25:48.245
13	2	1:52.721	25.020	47.561	40.140	244.3	27:40.966
14	2	1:50.784	22.905	46.522	41.357	256.5	29:31.750
15	2	3:27.517 <span style="color: blue;">B</span>	23.134	46.759	2:17.624	255.9	32:59.267
16	2	2:14.232	40.948	49.475	43.809	152.1	35:13.499
17	2	1:47.818	23.146	45.542	39.130	254.7	37:01.317
18	2	1:46.620	22.594	45.051	38.975	255.3	38:47.937
19	2	2:52.289 <span style="color: blue;">B</span>	23.863	47.563	1:40.863	255.3	41:40.226
20	1	2:11.636	41.721	49.426	40.489	132.8	43:51.862
21	1	1:49.276	23.327	46.469	39.480	255.3	45:41.138
22	1	2:39.533 <span style="color: blue;">B</span>	22.744	45.345	1:31.444	255.3	48:20.671
23	1	2:06.738	39.216	47.397	40.125	175.3	50:27.409
24	1	1:46.890	22.607	44.980	39.303	253.5	52:14.299
25	1	1:46.547	22.630	44.652	39.265	256.5	54:00.846
26	1	2:20.220 <span style="color: blue;">B</span>	22.742	46.957	1:10.521	256.5	56:21.066

57		Krohn Racing		Ferrari F430			
		1. Tracy Krohn		LM GTE Am			
		2. Niclas Jonsson		3. Michele Rugolo			
1	2	4:16.948 <span style="color: blue;">B</span>	2:02.114	1:04.947	1:09.887	128.1	4:16.948
2	2	4:13.151	2:28.502	59.507	45.142	146.1	8:30.099
3	2	2:08.986	27.320	56.286	45.380	184.0	10:39.085
4	2	2:03.717	27.163	53.020	43.534	183.7	12:42.802
5	2	1:58.594	25.630	51.182	41.782	210.9	14:41.396
6	2	1:56.884	24.881	50.409	41.594	228.3	16:38.280
7	2	2:14.043 <span style="color: blue;">B</span>	24.829	49.949	59.265	227.8	18:52.323
8	2	4:09.081	2:31.570	53.666	43.845	151.3	23:01.404
9	2	1:57.054	25.156	49.799	42.099	214.3	24:58.458
10	2	1:56.536	24.830	49.602	42.104	211.8	26:54.994
11	2	1:52.008	23.990	47.690	40.328	221.3	28:47.002
12	2	1:54.976	23.888	50.647	40.441	242.7	30:41.978
13	2	2:13.631 <span style="color: blue;">B</span>	24.392	47.943	1:01.296	236.3	32:55.609
14	1	5:51.448	4:16.739	52.628	42.081	154.9	38:47.057
15	1	1:56.049	24.895	50.241	40.913	249.4	40:43.106
16	1	1:56.378	23.360	48.281	44.737	255.3	42:39.484
17	1	1:51.495	23.567	47.756	40.172	252.3	44:30.979
18	1	1:52.032	23.597	48.078	40.357	254.7	46:23.011



# ILMC

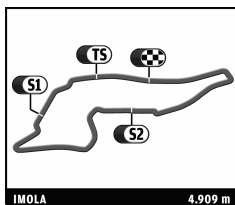
## 6 HOURS OF IMOLA

### Free Practice 3

### Sector Analysis

■ Personal Best   
 ■ Session Best   
 ■ Crossing the finish line in pit lane

Lap	D	Time	Sector 1	Sector 2	Sector 3	T. Spd	Elapsed	Lap	D	Time	Sector 1	Sector 2	Sector 3	T. Spd	Elapsed
<b>58</b> <b>Luxury Racing</b> <span style="float: right;">Ferrari F458 Italia</span> 1. Anthony Beltoise <span style="float: right;">LM GTE Pro</span> 2. François Jakubowski <span style="float: right;">3. Ralph Firman</span>															
1	1	3:15.040	1:23.023	1:03.015	49.002	148.1	3:15.040								
2	1	2:17.417	30.950	1:00.729	45.738	196.0	5:32.457								
3	1	2:11.115	28.856	56.424	45.835	190.8	7:43.572								
4	1	2:03.956	26.289	53.567	44.100	220.4	9:47.528								
5	1	2:01.217	25.863	52.224	43.130	216.0	11:48.745								
6	1	6:25.617 <b>B</b>	28.145	52.248	5:05.224	210.1	18:14.362								
7	1	2:14.756	41.559	49.440	43.757	165.4	20:29.118								
8	1	1:52.662	23.865	48.437	40.360	237.9	22:21.780								
9	1	1:50.852	23.310	47.518	40.024	251.7	24:12.632								
10	1	1:52.522	24.752	47.734	40.036	240.0	26:05.154								
11	1	1:50.796	24.457	46.786	39.553	252.3	27:55.950								
12	1	1:48.170	22.800	46.269	<b>39.101</b>	252.3	29:44.120								
13	1	1:47.609	22.740	45.655	39.214	249.4	31:31.729								
14	1	1:49.650	22.877	47.262	39.511	254.1	33:21.379								
15	1	1:48.049	22.679	45.750	39.620	251.7	35:09.428								
16	1	3:46.344 <b>B</b>	22.701	46.524	2:37.119	255.9	38:55.772								
17	3	2:26.613	48.827	55.040	42.746	130.6	41:22.385								
18	3	1:54.047	25.507	47.374	41.166	229.3	43:16.432								
19	3	1:48.314	23.336	45.260	39.718	252.3	45:04.746								
20	3	1:47.654	22.643	45.384	39.627	254.7	46:52.400								
21	3	<b>1:46.778</b>	<b>22.483</b>	<b>44.719</b>	39.576	253.5	48:39.178								
22	3	4:43.849 <b>B</b>	22.485	48.001	3:33.363	254.1	53:23.027								
<b>59</b> <b>Luxury Racing</b> <span style="float: right;">Ferrari F458 Italia</span> 1. Stephane Ortelli <span style="float: right;">LM GTE Pro</span> 2. Frederic Makowiecki															
1	1	3:29.319	1:36.899	1:04.319	48.101	116.0	3:29.319								
2	1	2:09.140	28.955	55.442	44.743	181.2	5:38.459								
3	1	2:01.831	27.008	52.395	42.428	217.3	7:40.290								
4	1	2:00.432	25.746	52.098	42.588	207.3	9:40.722								
5	1	1:54.520	24.928	48.717	40.875	235.8	11:35.242								
6	1	1:53.488	24.044	48.846	40.598	249.4	13:28.730								
7	1	1:54.205	24.628	48.549	41.028	229.3	15:22.935								
8	1	4:11.260 <b>B</b>	23.470	48.206	2:59.584	251.7	19:34.195								
9	1	2:07.134	39.658	47.264	40.212	177.6	21:41.329								
10	1	1:48.712	22.868	45.390	40.454	251.7	23:30.041								
11	1	1:56.707	29.721	46.791	40.195	254.1	25:26.748								
12	1	1:47.815	23.102	45.461	39.252	244.3	27:14.563								
13	1	3:45.438 <b>B</b>	22.750	45.428	2:37.260	253.5	31:00.001								
14	1	2:09.737	40.437	48.945	40.355	175.3	33:09.738								
15	1	1:49.420	22.827	46.349	40.244	252.3	34:59.158								
16	1	1:47.517	22.759	45.402	39.356	251.2	36:46.675								
17	1	1:49.565	25.004	45.507	39.054	248.8	38:36.240								
18	1	1:46.535	23.120	44.634	<b>38.781</b>	252.3	40:22.775								
19	1	<b>1:45.690</b>	22.554	<b>44.318</b>	38.818	252.3	42:08.465								
20	1	3:20.403 <b>B</b>	22.427	44.995	2:12.981	252.9	45:28.868								
21	2	2:01.199	37.665	44.472	39.062	181.2	47:30.067								
22	2	1:46.716	22.374	44.548	39.794	251.7	49:16.783								
23	2	1:46.895	22.924	44.455	39.516	251.7	51:03.678								
<b>61</b> <b>AF Corse</b> <span style="float: right;">Ferrari F430</span> 1. Piergiuseppe Perazzini <span style="float: right;">LM GTE Am</span> 2. Marco Cioci <span style="float: right;">3. Stephane Lemeret</span>															
1	1	3:43.224	1:42.347	1:08.625	52.252	117.3	3:43.224								
2	1	2:27.235	33.675	1:04.828	48.732	170.9	6:10.459								
3	1	2:16.188	29.533	59.978	46.677	194.2	8:26.647								
4	1	2:12.124	28.697	57.848	45.579	189.1	10:38.771								
5	1	2:09.413	27.560	57.458	44.395	198.9	12:48.184								
6	1	2:03.612	26.293	54.086	43.233	214.3	14:51.796								
7	1	1:58.390	24.955	51.149	42.286	231.3	16:50.186								
8	1	1:58.644	24.436	51.340	42.868	246.0	18:48.830								
9	1	1:59.396	25.025	51.034	43.337	251.7	20:48.226								
10	1	1:57.140	24.972	49.685	42.483	232.8	22:45.366								
11	1	1:57.762	24.378	50.228	43.156	241.1	24:43.128								
12	1	1:56.658	24.534	49.586	42.538	234.3	26:39.786								
13	1	1:53.350	24.296	48.112	40.942	240.5	28:33.136								
14	1	1:53.221	23.986	48.477	40.758	248.8	30:26.357								
15	1	1:53.103	23.839	47.871	41.393	248.8	32:19.460								
16	1	1:53.120	23.901	47.761	41.458	247.1	34:12.580								
17	1	1:51.317	23.708	47.113	40.496	250.6	36:03.897								
18	1	3:29.013 <b>B</b>	23.582	47.761	2:17.670	251.7	39:32.910								
19	2	2:16.813	41.023	53.278	42.512	172.0	41:49.723								
20	2	1:50.544	23.747	46.971	<b>39.826</b>	251.2	43:40.267								
21	2	3:04.797 <b>B</b>	24.123	46.574	1:54.100	235.3	46:45.064								
22	2	2:10.287	40.619	47.912	41.756	173.6	48:55.351								
23	2	<b>1:48.568</b>	23.287	45.300	39.981	252.3	50:43.919								
24	2	1:59.304	<b>22.904</b>	<b>45.255</b>	51.145	251.7	52:43.223								
25	2	2:05.526	30.044	52.774	42.708	167.4	54:48.749								
<b>62</b> <b>CRS Racing</b> <span style="float: right;">Ferrari F430</span> 1. Pierre Ehret <span style="float: right;">LM GTE Am</span> 2. Shaun Lynn <span style="float: right;">3. Roger Wills</span>															
1	2	2:41.812	45.134	1:07.510	49.168	125.3	2:41.812								
2	2	2:12.927	29.984	56.908	46.035	205.7	4:54.739								
3	2	2:09.464	27.494	56.229	45.741	206.5	7:04.203								
4	2	2:07.459	26.411	56.492	44.556	219.1	9:11.662								
5	2	2:05.414	26.299	54.535	44.580	205.7	11:17.076								
6	2	4:06.613 <b>B</b>	26.479	54.785	2:45.349	191.5	15:23.689								
7	2	2:27.341	44.818	57.253	45.270	142.5	17:51.030								
8	2	2:02.083	25.799	53.557	42.727	213.9	19:53.113								
9	2	1:58.979	25.406	51.270	42.303	222.7	21:52.092								
10	2	1:59.485	25.594	51.134	42.757	215.1	23:51.577								
11	2	1:58.684	25.778	50.894	42.012	232.8	25:50.261								
12	2	4:22.030 <b>B</b>	25.807	51.876	3:04.347	233.8	30:12.291								
13	3	2:16.066	41.025	52.579	42.462	163.6	32:28.357								
14	3	1:53.727	23.811	48.810	41.106	254.1	34:22.084								
15	3	1:56.724	25.398	49.995	41.331	209.3	36:18.808								
16	3	1:52.360	24.233	47.343	40.784	201.9	38:11.168								
17	3	1:51.768	24.106	47.233	40.429	229.3	40:02.936								
18	3	<b>1:50.617</b>	<b>23.322</b>	<b>47.019</b>	<b>40.276</b>	248.8	41:53.553								
19	3	3:44.922 <b>B</b>	23.400	47.373	2:34.149	240.0	45:38.475								
20	1	2:17.818	42.674	53.523	41.621	165.6	47:56.293								
21	1	1:52.975	23.734	48.918	40.323	250.0	49:49.268								
22	1	1:52.769	24.071	48.303	40.395	231.3	51:42.037								
23	1	1:53.851	23.625	49.390	40.836	238.9	53:35.888								
<b>63</b> <b>Proton Competition</b> <span style="float: right;">Porsche 911 RSR (997)</span> 1. Patrick Long <span style="float: right;">LM GTE Am</span> 2. Gianluca Roda															

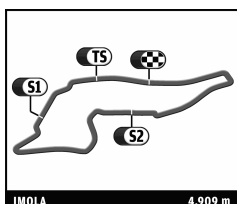


## ILMC 6 HOURS OF IMOLA Free Practice 3

### Sector Analysis

Personal Best   Session Best   B Crossing the finish line in pit lane

Lap	D	Time	Sector 1	Sector 2	Sector 3	T. Spd	Elapsed	Lap	D	Time	Sector 1	Sector 2	Sector 3	T. Spd	Elapsed								
1	2	5:42.047	3:55.770	1:01.063	45.214	147.9	5:42.047	7	1	2:24.369	44.736	55.685	43.948	158.6	19:48.879								
2	2	2:04.837	27.238	53.998	43.601	201.5	7:46.884	8	1	1:56.931	25.395	49.714	41.822	227.4	21:45.810								
3	2	1:59.982	26.325	50.760	42.897	206.9	9:46.866	9	1	1:53.438	24.186	47.959	41.293	243.8	23:39.248								
4	2	1:57.477	25.440	50.131	41.906	231.3	11:44.343	10	1	1:59.862	25.744	50.309	43.809	193.5	25:39.110								
5	2	1:56.330	26.179	48.734	41.417	236.8	13:40.673	11	1	1:52.988	23.386	47.124	42.478	250.0	27:32.098								
6	2	1:52.482	23.986	47.642	40.854	245.5	15:33.155	12	1	1:52.009	23.580	47.709	40.720	250.6	29:24.107								
7	2	1:51.765	23.709	47.636	40.420	252.9	17:24.920	13	1	4:36.662 B	23.248	47.715	3:25.699	251.7	34:00.769								
8	2	1:51.113	23.412	46.829	40.872	254.1	19:16.033	14	3	2:17.576	43.408	51.341	42.827	161.9	36:18.345								
9	2	1:51.552	24.237	47.458	39.857	250.0	21:07.585	15	3	1:52.943	24.117	47.333	41.493	217.7	38:11.288								
10	2	1:51.231	23.159	47.002	41.070	253.5	22:58.816	16	3	1:54.569	24.530	47.465	42.574	219.1	40:05.857								
11	2	1:51.223	23.025	47.122	41.076	256.5	24:50.039	17	3	1:50.960	23.391	46.783	40.786	252.3	41:56.817								
12	2	4:39.790 B	24.616	48.752	3:26.422	239.5	29:29.829	18	3	3:56.442 B	24.806	49.369	2:42.267	250.0	45:53.259								
13	1	2:09.512	39.210	49.514	40.788	154.3	31:39.341	19	3	2:19.408	46.418	51.249	41.741	148.8	48:12.667								
14	1	1:50.109	23.081	46.897	40.131	246.0	33:29.450	20	3	1:54.835	26.347	47.526	40.962	249.4	50:07.502								
15	1	1:52.632	23.250	47.508	41.874	256.5	35:22.082	21	3	1:50.547	23.339	46.533	40.675	250.6	51:58.049								
16	1	1:48.038	22.786	45.424	39.828	256.5	37:10.120	22	3	1:50.477	23.101	46.557	40.819	251.7	53:48.526								
17	1	1:47.306	22.615	45.473	39.218	256.5	38:57.426	<div style="border: 1px solid black; padding: 5px;"> <b>66</b> <b>JMW Motorsport</b> <span style="float: right;">Ferrari F458 Italia</span>            1. Rob Bell <span style="float: right;">LM GTE Pro</span>            2. James Walker         </div>							1	2	3:11.441	1:18.424	1:04.483	48.534	131.4	3:11.441	
18	1	5:08.051 B	22.535	47.355	3:58.161	257.1	44:05.477								2	2	2:37.295 B	30.076	1:00.357	1:06.862	191.2	5:48.736	
19	1	2:07.769	39.870	47.629	40.270	179.4	46:13.246								3	2	3:39.908	2:00.825	55.685	43.398	163.4	9:28.644	
20	1	1:54.783	23.400	48.072	43.311	252.3	48:08.029								4	2	2:02.223	26.279	53.491	42.453	220.0	11:30.867	
21	1	1:46.484	22.530	44.922	39.032	257.1	49:54.513								5	2	1:57.323	25.726	50.199	41.398	211.4	13:28.190	
22	1	1:47.682	22.130	45.218	40.334	259.0	51:42.195								6	2	1:59.058	25.102	51.961	41.995	221.3	15:27.248	
23	1	1:52.575	23.841	48.262	40.472	235.8	53:34.770								7	2	1:54.675	24.614	48.605	41.456	225.9	17:21.923	
<div style="border: 1px solid black; padding: 5px;"> <b>64</b> <b>Lotus Jetalliance</b> <span style="float: right;">Lotus Evropa</span>            1. Oskar Slingerland <span style="float: right;">LM GTE Pro</span>            2. Martin Rich         </div>															8	2	2:10.421 B	24.231	48.061	58.129	229.8	19:32.344	
															9	2	4:06.593	2:31.689	52.462	42.442	164.9	23:38.937	
															10	2	1:55.701	25.528	48.682	41.491	207.7	25:34.638	
								11	2	1:54.178	23.941	48.898	41.339	232.8	27:28.816								
								12	2	1:54.177	23.820	49.613	40.744	235.8	29:22.993								
								13	2	1:52.083	23.651	46.887	41.545	244.9	31:15.076								
								14	2	1:51.115	24.048	46.585	40.482	235.3	33:06.191								
								15	2	2:11.538 B	24.165	48.454	58.919	216.0	35:17.729								
								16	2	3:06.067	1:37.332	47.873	40.862	169.0	38:23.796								
								17	2	1:49.116	22.896	46.253	39.967	252.9	40:12.912								
<div style="border: 1px solid black; padding: 5px;"> <b>67</b> <b>IMSA Performance Matmut</b> <span style="float: right;">Porsche 911 RSR (997)</span>            1. Nicolas Armino <span style="float: right;">LM GTE Am</span>            2. Raymond Narac         </div>								18	2	1:47.820	22.994	45.364	39.462	251.7	42:00.732								
								19	2	1:48.932	22.825	46.623	39.484	252.9	43:49.664								
								20	2	1:46.986	22.858	45.132	38.996	252.9	45:36.650								
								21	2	1:47.163	22.614	45.356	39.193	253.5	47:23.813								
								22	2	2:08.395 B	23.011	46.106	59.278	251.7	49:32.208								
								23	1	2:47.357	1:18.181	47.814	41.362	180.3	52:19.565								
								24	1	1:46.923	22.678	45.067	39.178	256.5	54:06.488								
								25	1	2:20.256 B	23.360	49.662	1:07.234	252.9	56:26.744								
								<div style="border: 1px solid black; padding: 5px;"> <b>65</b> <b>Lotus Jetalliance</b> <span style="float: right;">Lotus Evropa</span>            1. James Rossiter <span style="float: right;">LM GTE Pro</span>            2. Johnny Mowlem         </div>								1	2	4:01.787 B	47.275	1:03.722	2:10.790	121.3	4:01.787
																2	2	2:26.142	45.406	54.910	45.826	164.4	6:27.929
3	2	2:05.277	27.971	53.472	43.834	183.1	8:33.206																
4	2	2:03.440	26.236	53.704	43.500	207.7	10:36.646																
5	2	1:59.251	25.661	51.041	42.549	217.3	12:35.897																
6	2	4:48.613 B	25.673	52.798	3:30.142	231.3	17:24.510																
<div style="border: 1px solid black; padding: 5px;"> <b>66</b> <b>JMW Motorsport</b> <span style="float: right;">Ferrari F458 Italia</span>            1. Rob Bell <span style="float: right;">LM GTE Pro</span>            2. James Walker         </div>																1	2	3:02.070 B	50.672	1:04.223	1:07.175	150.0	3:02.070
																2	2	2:49.829	1:07.739	57.187	44.903	165.1	5:51.899
								3	2	2:04.297	28.168	52.779	43.350	180.9	7:56.196								
								4	2	2:04.560	29.606	51.938	43.016	176.5	10:00.756								
								5	2	2:17.474 B	26.727	50.353	1:00.394	197.8	12:18.230								
								6	2	4:37.556	3:05.115	51.262	41.179	169.8	16:55.786								
								7	2	1:54.069	24.283	47.928	41.858	233.3	18:49.855								
								8	2	1:53.284	24.185	48.246	40.853	243.8	20:43.139								
9	2	1:50.718	23.125	46.844	40.749	256.5	22:33.857																
10	2	1:53.751	26.534	46.870	40.347	168.0	24:27.608																



# ILMC

## 6 HOURS OF IMOLA

### Free Practice 3

### Sector Analysis

Lap	D	Time	Sector 1	Sector 2	Sector 3	T. Spd	Elapsed	Lap	D	Time	Sector 1	Sector 2	Sector 3	T. Spd	Elapsed
11	2	1:49.431	22.943	46.689	39.799	257.8	26:17.039	18	2	2:55.396 <b>B</b>					41:56.469
12	2	2:09.040 <b>B</b>	22.868	47.269	58.903	257.1	28:26.079	19	2	2:27.119	58.422	47.231	41.466	159.3	44:23.588
13	1	4:23.223	2:55.968	46.810	40.445	158.1	32:49.302	20	2	1:47.882	22.901	45.297	39.684	255.9	46:11.470
14	1	1:47.984	22.761	45.824	39.399	254.7	34:37.286	21	2	1:48.065	22.736	45.197	40.132	254.7	47:59.535
15	1	2:14.247 <b>B</b>	26.179	47.449	1:00.619	256.5	36:51.533	22	2	1:48.010	22.892	45.579	39.539	256.5	49:47.545
16	1	3:59.659 <b>B</b>	2:08.923	48.788	1:01.948	169.0	40:51.192	23	2	1:46.851	22.858	44.710	39.283	254.7	51:34.396
17	1	2:45.259	1:17.452	48.117	39.690	161.7	43:36.451	24	2	1:46.762	22.755	44.819	39.188	254.1	53:21.158
18	1	1:49.966	23.411	46.834	39.721	246.0	45:26.417	25	2	2:23.564 <b>B</b>	23.645	48.209	1:11.710	237.4	55:44.722
19	1	1:48.648	22.565	46.436	39.647	261.5	47:15.065	<b>76 IMSA Performance Matmut</b> Porsche 911 RSR (997) 1. Patrick Pilet LM GTE Pro 2. Wolf Henzler							
20	1	1:48.676	22.456	45.570	40.650	262.1	49:03.741	1	2	2:59.070	1:19.057	55.430	44.583	150.0	2:59.070
21	1	2:07.862 <b>B</b>	22.730	47.275	57.857	261.5	51:11.603	2	2	2:05.236	29.157	53.375	42.704	176.2	5:04.306
22	2	4:29.652 <b>B</b>	2:27.167	48.919	1:13.566	182.7	55:41.255	3	2	2:01.366	27.961	51.351	42.054	183.7	7:05.672

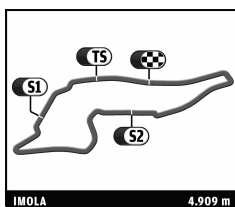
<b>71 AF Corse</b> Ferrari F458 Italia		1. Jaime Melo LM GTE Pro		2. Toni Vilander			
1	2	6:54.911	5:09.148	1:00.646	45.117	116.5	6:54.911
2	2	2:02.314	26.817	52.700	42.797	206.5	8:57.225
3	2	1:57.157	25.412	50.289	41.456	227.4	10:54.382
4	2	1:55.075	24.780	48.829	41.466	232.8	12:49.457
5	2	2:00.690	26.109	50.339	44.242	210.5	14:50.147
6	2	1:53.325	24.293	48.398	40.634	241.6	16:43.472
7	2	1:53.017	23.894	47.772	41.351	244.9	18:36.489
8	2	1:51.371	23.667	47.450	40.254	238.9	20:27.860
9	2	1:50.516	23.658	46.940	39.918	248.3	22:18.376
10	2	1:49.678	23.681	46.171	39.826	247.1	24:08.054
11	2	4:35.220 <b>B</b>	23.349	46.328	3:25.543	249.4	28:43.274
12	2	2:07.256	40.037	47.104	40.115	175.9	30:50.530
13	2	1:48.023	22.988	45.375	39.660	251.7	32:38.553
14	2	1:47.973	22.904	45.789	39.280	251.7	34:26.526
15	2	3:26.071 <b>B</b>	24.653	48.095	2:13.323	253.5	37:52.597
16	1	2:09.003	40.342	47.668	40.993	178.2	40:01.600
17	1	1:45.747	22.548	44.318	38.881	251.7	41:47.347
18	1	1:47.705	22.538	44.673	40.494	252.3	43:35.052
19	1	3:43.681 <b>B</b>	22.568	45.901	2:35.212	252.9	47:18.733
20	2	2:10.882	40.883	48.060	41.939	170.1	49:29.615
21	2	1:47.680	22.900	45.240	39.540	251.2	51:17.295
22	2	1:46.466	22.754	44.575	39.137	251.7	53:03.761

<b>75 Prospeed Competition</b> Porsche 911 RSR (997)		1. Marc Goossens LM GTE Pro		2. Marco Holzer			
1	1	2:56.964	1:06.475	1:03.927	46.562	140.4	2:56.964
2	1	2:09.880	29.851	55.798	44.231	194.6	5:06.844
3	1	2:04.714	28.631	52.891	43.192	180.0	7:11.558
4	1	2:03.013	26.767	52.101	44.145	216.0	9:14.571
5	1	1:56.434	25.680	49.340	41.414	217.7	11:11.005
6	1	2:17.603 <b>B</b>	25.426	50.066	1:02.111	209.7	13:28.608
7	1	3:39.524	2:05.759	51.928	41.837	172.5	17:08.132
8	1	1:54.751	25.880	47.912	40.959	207.3	19:02.883
9	1	1:52.934	23.924	48.506	40.504	248.3	20:55.817
10	1	1:52.910	23.573	47.418	41.919	239.5	22:48.727
11	1	2:04.756	23.405	54.061	47.290	251.2	24:53.483
12	1	1:52.211	23.295	47.903	41.013	254.7	26:45.694
13	1	1:48.921	23.103	45.788	40.030	255.9	28:34.615
14	1	2:08.267 <b>B</b>	23.103	46.564	58.600	255.9	30:42.882
15	2	4:20.476	2:42.497	56.444	41.535	177.0	35:03.358
16	2	1:48.808	23.111	45.928	39.769	254.1	36:52.166
17	2	2:08.907 <b>B</b>	22.768	45.505	1:00.634	254.1	39:01.073

<b>77 Team Felbermayr - Proton</b> Porsche 911 RSR (997)		1. Marc Lieb LM GTE Pro		2. Richard Lietz			
1	1	2:54.424	1:09.744	59.406	45.274	151.0	2:54.424
2	1	2:03.458	28.445	52.896	42.117	182.7	4:57.882
3	1	2:02.511	27.047	52.329	43.135	186.9	7:00.393
4	1	1:59.791	27.043	50.844	41.904	203.0	9:00.184
5	1	1:55.075	24.979	49.435	40.661	220.0	10:55.259
6	1	1:54.339	24.177	48.748	41.414	229.8	12:49.598
7	1	3:47.792 <b>B</b>	26.417	50.070	2:31.305	200.4	16:37.390
8	1	2:07.623	38.549	48.726	40.348	176.8	18:45.013
9	1	1:50.234	23.524	46.788	39.922	229.3	20:35.247
10	1	1:48.716	22.901	46.333	39.482	253.5	22:23.963
11	1	1:48.778	22.658	46.360	39.760	257.8	24:12.741
12	1	1:47.946	22.833	45.709	39.404	241.6	26:00.687
13	1	1:48.992	22.710	45.638	40.644	256.5	27:49.679
14	1	1:47.752	22.738	45.397	39.617	256.5	29:37.431
15	1	1:47.913	22.606	45.918	39.389	257.8	31:25.344
16	1	1:48.302	22.680	45.459	40.163	257.1	33:13.646
17	1	1:47.375	22.845	45.293	39.237	244.9	35:01.021
18	1	1:47.050	22.525	45.486	39.039	257.8	36:48.071
19	1	3:24.684 <b>B</b>	24.251	46.243	2:14.190	258.4	40:12.755



# ILMC

## 6 HOURS OF IMOLA

### Free Practice 3

### Sector Analysis

■ Personal Best    
 ■ Session Best    
 ■ Crossing the finish line in pit lane

Lap	D	Time	Sector 1	Sector 2	Sector 3	T. Spd	Elapsed	Lap	D	Time	Sector 1	Sector 2	Sector 3	T. Spd	Elapsed
20	2	2:15.240	39.431	49.115	46.694	179.1	42:27.995	1	2	4:46.044	2:55.366	1:03.410	47.268	127.2	4:46.044
21	2	1:49.364	22.915	45.427	41.022	254.7	44:17.359	2	2	2:12.720	29.422	58.356	44.942	181.2	6:58.764
22	2	1:48.512	22.983	45.321	40.208	255.9	46:05.871	3	2	2:08.324	27.911	55.720	44.693	182.4	9:07.088
23	2	3:29.373 B	22.595	46.711	2:20.067	257.1	49:35.244	4	2	2:03.735	27.063	53.676	42.996	201.9	11:10.823
24	2	2:11.128	39.876	49.359	41.893	165.9	51:46.372	5	2	1:59.377	26.331	50.907	42.139	203.4	13:10.200
25	2	1:47.493	22.515	45.544	39.434	257.8	53:33.865	6	2	1:57.405	25.321	50.315	41.769	225.0	15:07.605

79	<b>Jota</b>		Aston Martin Vantage	
	1. Simon Dolan		LM GTE Pro	
	2. Sam Hancock			

1	1	9:02.840	7:21.818	55.757	45.265	150.8	9:02.840
2	1	2:05.490	28.345	53.021	44.124	203.8	11:08.330
3	1	2:00.341	26.340	51.536	42.465	224.1	13:08.671
4	1	1:57.702	25.651	50.122	41.929	241.1	15:06.373
5	1	1:54.875	25.330	48.260	41.285	223.1	17:01.248
6	1	1:54.297	24.914	48.543	40.840	236.8	18:55.545
7	1	1:54.275	24.153	48.872	41.250	241.1	20:49.820
8	1	1:56.359	23.879	49.974	42.506	251.2	22:46.179
9	1	1:57.082	23.820	50.164	43.098	250.6	24:43.261
10	1	3:47.625 B	24.500	48.335	2:34.790	232.8	28:30.886
11	2	2:10.597	39.818	49.065	41.714	178.8	30:41.483
12	2	1:52.615	24.472	47.147	40.996	251.2	32:34.098
13	2	1:49.566	23.584	45.699	40.283	251.2	34:23.664
14	2	1:58.190	26.919	47.771	43.500	239.5	36:21.854
15	2	1:49.411	23.344	45.542	40.525	251.2	38:11.265
16	2	11:43.216 B	22.957	45.369	...	253.5	49:54.481
17	2	2:06.827	38.547	47.307	40.973	181.5	52:01.308
18	2	1:48.440	23.268	45.565	39.607	250.6	53:49.748

82	<b>CRS Racing</b>		Ferrari F430	
	1. Klaas Hummel		LM GTE Am	
	2. Adam Christodoulou			

1	2	7:21.775	5:37.829	58.533	45.413	126.3	7:21.775
2	2	2:08.466	28.694	55.926	43.846	181.2	9:30.241
3	2	2:02.747	27.157	52.153	43.437	189.5	11:32.988
4	2	1:57.740	25.697	50.445	41.598	218.6	13:30.728
5	2	1:57.869	24.837	49.922	43.110	239.5	15:28.597
6	2	1:54.340	24.811	48.340	41.189	229.3	17:22.937
7	2	1:53.873	24.334	47.598	41.941	239.5	19:16.810
8	2	3:42.932 B	23.901	48.739	2:30.292	251.7	22:59.742
9	3	2:13.711	40.423	50.852	42.436	166.4	25:13.453
10	3	1:50.945	23.188	47.549	40.208	251.7	27:04.398
11	3	1:50.315	23.355	47.107	39.853	255.3	28:54.713
12	3	1:49.422	22.750	46.777	39.895	256.5	30:44.135
13	3	1:50.724	23.339	47.221	40.164	258.4	32:34.859
14	3	1:51.249	22.947	47.429	40.873	255.9	34:26.108
15	3	2:00.701	24.813	52.176	43.712	257.8	36:26.809
16	3	1:48.572	23.002	46.066	39.504	257.8	38:15.381
17	3	4:31.140 B	22.831	46.386	3:21.923	254.7	42:46.521
18	2	2:16.304	42.353	52.888	41.063	168.7	45:02.825
19	2	1:50.356	23.161	46.467	40.728	256.5	46:53.181
20	2	1:47.931	22.802	45.596	39.533	257.1	48:41.112
21	2	1:47.098	22.687	45.236	39.175	259.0	50:28.210
22	2	1:59.949	23.111	55.294	41.544	253.5	52:28.159
23	2	1:47.405	22.697	45.402	39.306	258.4	54:15.564

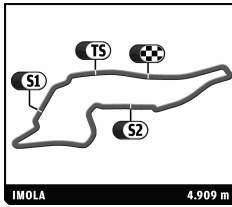
88	<b>Team Felbermayr-Proton</b>		Porsche 911 RSR (997)	
	1. Christian Ried		LM GTE Am	
	2. Horst Felbermayr Jr.			

7	2	2:00.242	26.834	50.938	42.470	209.7	17:07.847
8	2	1:57.085	25.757	49.710	41.618	209.7	19:04.932
9	2	1:59.066	24.744	51.965	42.357	209.3	21:03.998
10	2	1:55.480	24.143	49.362	41.975	232.3	22:59.478
11	2	1:52.062	23.716	47.601	40.745	236.3	24:51.540
12	2	1:54.982	24.058	49.176	41.748	248.3	26:46.522
13	2	5:10.478 B	23.187	47.265	4:00.026	254.1	31:57.000
14	1	2:11.414	39.975	49.396	42.043	175.6	34:08.414
15	1	1:52.027	23.975	46.647	41.405	235.8	36:00.441
16	1	1:49.751	23.002	46.357	40.392	256.5	37:50.192
17	1	1:49.720	23.375	46.164	40.181	250.0	39:39.912
18	1	1:51.818	23.401	46.593	41.824	246.0	41:31.730
19	1	1:53.710	23.434	47.846	42.430	255.9	43:25.440
20	1	1:52.866	24.569	47.673	40.624	219.5	45:18.306
21	1	1:50.482	23.317	46.401	40.764	245.5	47:08.788
22	1	1:49.877	23.427	46.329	40.121	242.7	48:58.665
23	1	1:52.955	23.080	48.884	40.991	255.9	50:51.620
24	1	1:50.623	23.439	46.570	40.614	251.7	52:42.243
25	1	1:52.041	23.418	47.709	40.914	237.9	54:34.284

89	<b>Hankook Team Farnbacher</b>		Ferrari F458 Italia	
	1. Dominik Farnbacher		LM GTE Pro	
	2. Allan Simonsen			

1	1	2:38.492	52.082	1:00.396	46.014	149.0	2:38.492
2	1	2:21.790	43.499	55.169	43.122	194.6	5:00.282
3	1	2:04.006	27.667	53.592	42.747	191.2	7:04.288
4	1	2:02.539	26.839	53.024	42.676	212.2	9:06.827
5	1	1:59.682	26.114	51.209	42.359	222.2	11:06.509
6	1	1:54.606	25.118	48.444	41.044	237.9	13:01.115
7	1	1:53.390	24.697	46.914	41.779	224.1	14:54.505
8	1	1:50.829	23.991	46.869	39.969	242.2	16:45.334
9	1	1:49.886	23.477	46.349	40.060	251.7	18:35.220
10	1	3:25.497 B	24.216	47.017	2:14.264	235.8	22:00.717
11	1	2:18.818	44.171	52.934	41.713	164.4	24:19.535
12	1	1:52.175	24.103	46.824	41.248	237.9	26:11.710
13	1	1:50.829	23.369	47.513	39.947	250.0	28:02.539
14	1	1:48.067	23.069	45.073	39.925	251.2	29:50.606
15	1	1:48.049	22.764	44.802	40.483	252.3	31:38.655
16	1	1:48.965	22.917	45.361	40.687	251.7	33:27.620
17	1	3:46.602 B	22.907	46.002	2:37.693	252.3	37:14.222
18	2	2:11.376	41.192	49.412	40.772	171.4	39:25.598
19	2	1:50.135	23.098	46.677	40.360	249.4	41:15.733
20	2	1:49.790	23.533	46.503	39.754	251.7	43:05.523
21	2	1:50.158	23.522	46.321	40.315	250.6	44:55.681
22	2	1:48.251	23.052	45.645	39.554	250.6	46:43.932
23	2	1:48.726	23.181	45.910	39.635	249.4	48:32.658
24	2	1:47.976	22.935	45.421	39.620	250.6	50:20.634
25	2	1:49.597	23.771	46.098	39.728	242.2	52:10.231
26	2	1:48.267	22.978	45.686	39.603	251.2	53:58.498

91	<b>Hope Racing</b>		FLM - Oreca - 09	
	1. Luca Moro		FLM	
	2. Shanqi Zhang			



# ILMC

## 6 HOURS OF IMOLA

### Free Practice 3

### Sector Analysis

■ Personal Best    
 ■ Session Best    
 ■ Crossing the finish line in pit lane

Lap	D	Time	Sector 1	Sector 2	Sector 3	T. Spd	Elapsed	Lap	D	Time	Sector 1	Sector 2	Sector 3	T. Spd	Elapsed
1	3	3:46.281	1:32.972	1:18.553	54.756	118.4	3:46.281	5	3	3:54.074 <b>B</b>	25.410	53.505	2:35.159	237.9	12:57.091
2	3	2:26.077	31.622	1:06.114	48.341	181.2	6:12.358	6	3	2:24.146	46.873	54.107	43.166	172.5	15:21.237
3	3	2:14.400	28.673	59.914	45.813	204.9	8:26.758	7	3	1:53.641	24.189	48.763	40.689	255.9	17:14.878
4	3	2:17.270	28.884	1:00.181	48.205	194.2	10:44.028	8	3	1:50.121	23.346	46.539	40.236	257.1	19:04.999
5	3	2:04.269	26.235	54.028	44.006	217.7	12:48.297	9	3	1:51.054	23.441	47.289	40.324	258.4	20:56.053
6	3	2:08.709	27.611	56.048	45.050	193.9	14:57.006	10	3	1:50.677	23.797	46.238	40.642	234.8	22:46.730
7	3	1:57.130	25.019	50.017	42.094	224.5	16:54.136	11	3	4:12.280 <b>B</b>	24.069	49.665	2:58.546	224.5	26:59.010
8	3	1:57.352	23.841	48.520	44.991	255.3	18:51.488	12	2	2:31.141	48.651	56.365	46.125	141.2	29:30.151
9	3	1:56.752	23.822	50.881	42.049	240.5	20:48.240	13	2	2:00.025	24.836	50.734	44.455	252.9	31:30.176
10	3	2:19.776 <b>B</b>	23.720	49.434	1:06.622	259.6	23:08.016	14	2	1:58.305	24.072	50.444	43.789	254.1	33:28.481
11	2	4:24.609	2:47.729	53.237	43.643	130.3	27:32.625	15	2	1:56.342	23.948	50.116	42.278	249.4	35:24.823
12	2	1:54.033	24.123	48.961	40.949	240.0	29:26.658	16	2	1:54.054	23.747	48.279	42.028	254.1	37:18.877
13	2	1:49.645	23.182	46.501	39.962	261.5	31:16.303	17	2	1:53.500	24.182	47.951	41.367	251.2	39:12.377
14	2	1:49.932	24.071	45.872	39.989	257.1	33:06.235	18	2	1:52.113	23.422	47.219	41.472	251.2	41:04.490
15	2	1:47.591	22.558	45.529	39.504	260.9	34:53.826	19	2	1:51.513	22.940	47.118	41.455	255.9	42:56.003
16	2	1:47.494	22.797	45.275	39.422	262.8	36:41.320	20	2	5:55.593 <b>B</b>	23.158	48.070	4:44.365	256.5	48:51.596
17	2	1:46.575	22.196	45.189	39.190	261.5	38:27.895	21	1	2:06.237	39.680	46.605	39.952	185.2	50:57.833
18	2	2:07.668 <b>B</b>	22.150	44.802	1:00.716	263.4	40:35.563	22	1	1:46.805	22.469	44.930	39.406	255.3	52:44.638
19	1	3:37.427	2:06.265	50.162	41.000	170.9	44:12.990	23	1	1:45.878	22.189	44.614	39.075	257.1	54:30.516
20	1	1:48.318	22.762	46.147	39.409	260.9	46:01.308								
21	1	1:48.482	23.343	45.758	39.381	260.2	47:49.790								
22	1	1:48.161	22.652	45.703	39.806	264.7	49:37.951								
23	1	1:45.744	22.291	44.583	38.870	265.4	51:23.695								
24	1	1:45.310	22.450	44.352	38.508	263.4	53:09.005								
25	1	2:17.915 <b>B</b>	22.528	44.795	1:10.592	263.4	55:26.920								

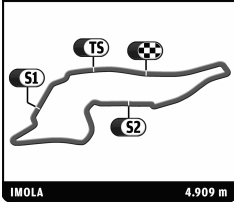
92		Neil Garner Motorsport		FLM - Oreca - 09			
		1. John Hartshorne	3. Phil Keen	FLM			
		2. Steve Keating					
1	3	4:53.807 <b>B</b>	1:16.187	53.948	2:43.672	155.2	4:53.807
2	3	2:17.985	42.858	52.015	43.112	175.6	7:11.792
3	3	3:51.834 <b>B</b>	25.033	53.202	2:33.599	234.8	11:03.626
4	3	2:15.536	40.902	52.490	42.144	175.3	13:19.162
5	3	1:55.786	25.054	49.218	41.514	206.5	15:14.948
6	3	1:53.087	24.286	47.745	41.056	254.1	17:08.035
7	3	1:49.866	23.674	46.155	40.037	250.6	18:57.901
8	3	1:53.303	26.147	47.315	39.841	237.9	20:51.204
9	3	4:05.622 <b>B</b>	24.299	48.310	2:53.013	225.9	24:56.826
10	1	2:27.733	44.531	57.724	45.478	133.7	27:24.559
11	1	2:08.053	27.485	55.608	44.960	191.5	29:32.612
12	1	2:00.837	26.304	51.702	42.831	198.9	31:33.449
13	1	1:58.056	24.639	50.994	42.423	228.3	33:31.505
14	1	1:58.726	25.100	51.821	41.805	223.1	35:30.231
15	1	1:57.741	24.254	51.281	42.206	231.8	37:27.972
16	1	2:00.212	24.328	52.802	43.082	243.2	39:28.184
17	1	1:57.962	24.482	51.266	42.214	242.7	41:26.146
18	1	1:58.833	24.839	51.657	42.337	237.9	43:24.979
19	1	3:58.544 <b>B</b>	24.763	56.919	2:36.862	229.8	47:23.523
20	3	2:03.179	38.221	45.485	39.473	189.1	49:26.702
21	3	1:46.875	22.308	44.984	39.583	260.2	51:13.577
22	3	1:45.589	22.583	44.136	38.870	264.1	52:59.166

93		Genoa Racing		FLM - Oreca - 09			
		1. Elton Julian	3. Jens Petersen	FLM			
		2. Christian Zuegl					
1	3	2:42.150	57.607	55.647	48.896	175.0	2:42.150
2	3	2:13.399	27.595	1:00.657	45.147	226.4	4:55.549
3	3	2:05.521	26.914	54.552	44.055	189.1	7:01.070
4	3	2:01.947	26.884	52.243	42.820	213.9	9:03.017

95		Pegasus Racing		FLM - Oreca - 09			
		1. Mirco Schultis	3. Julien Schell	FLM			
		2. Patrick Simon					
1	3	6:48.828	5:01.174	1:01.713	45.941	128.0	6:48.828
2	3	19:49.780 <b>B</b>	27.675	6:43.188	...	192.2	26:38.608
3	3	2:23.925	45.096	55.791	43.038	133.7	29:02.533
4	3	1:56.237	24.851	49.619	41.767	233.3	30:58.770
5	3	1:51.845	24.074	47.665	40.106	233.8	32:50.615
6	3	1:49.980	23.371	46.665	39.944	246.6	34:40.595
7	3	7:00.895 <b>B</b>	24.420	48.246	5:48.229	228.3	41:41.490
8	2	2:12.976	41.918	50.522	40.536	171.4	43:54.466
9	2	1:50.103	23.992	46.538	39.573	258.4	45:44.569
10	2	1:47.651	22.658	45.699	39.294	260.2	47:32.220
11	2	1:46.784	22.617	45.091	39.076	260.9	49:19.004
12	2	1:45.544	22.428	44.413	38.703	260.2	51:04.548
13	2	1:45.196	22.074	44.165	38.957	260.9	52:49.744

99		JMB Racing		FLM - Oreca - 09			
		1. Chapman Ducote	3. Nicolas Marroc	FLM			
		2. Kyle Marcelli					
1	1	4:28.993	2:36.864	1:02.843	49.286	132.7	4:28.993
2	1	4:33.884 <b>B</b>	31.440	58.426	3:04.018	166.4	9:02.877
3	1	2:44.196	50.541	1:05.314	48.341	129.5	11:47.073
4	1	5:53.892 <b>B</b>	34.357	1:10.878	4:08.657	193.9	17:40.965
5	1	2:36.319	46.725	1:01.915	47.679	144.6	20:17.284
6	1	2:16.414	27.391	1:00.357	48.666	192.2	22:33.698
7	1	2:13.578	28.549	57.164	47.865	175.9	24:47.276
8	1	2:10.506	29.392	55.862	45.252	208.1	26:57.782
9	1	2:09.817	27.309	56.764	45.744	182.7	29:07.599
10	1	3:50.676 <b>B</b>	27.085	55.257	2:28.334	179.1	32:58.275
11	2	2:09.728	40.952	48.757	40.019	161.0	35:08.003
12	2	1:47.858	23.037	45.483	39.338	228.8	36:55.861
13	2	1:46.626	22.387	45.243	38.996	259.6	38:42.487
14	2	1:46.330	22.032	44.928	39.370	260.2	40:28.817
15	2	1:46.297	23.104	44.534	38.659	251.2	42:15.114
16	2	3:27.819 <b>B</b>	22.783	44.716	2:20.320	257.1	45:42.933
17	1	2:19.092	41.052	57.683	40.357	182.7	48:02.025
18	1	1:47.342	22.478	44.734	40.130	259.6	49:49.367
19	1	1:48.178	24.204	45.204	38.770	231.3	51:37.545



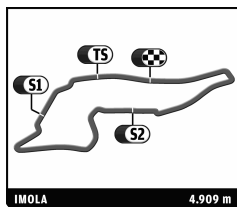


**ILMC**  
**6 HOURS OF IMOLA**  
 Free Practice 3

Sector Analysis

■ Personal Best   ■ Session Best   B Crossing the finish line in pit lane

Lap	D	Time	Sector 1	Sector 2	Sector 3	T. Spd	Elapsed	Lap	D	Time	Sector 1	Sector 2	Sector 3	T. Spd	Elapsed
20	1	1:46.635	22.651	44.243	39.741	260.2	53:24.180								



Computerised results and timing service

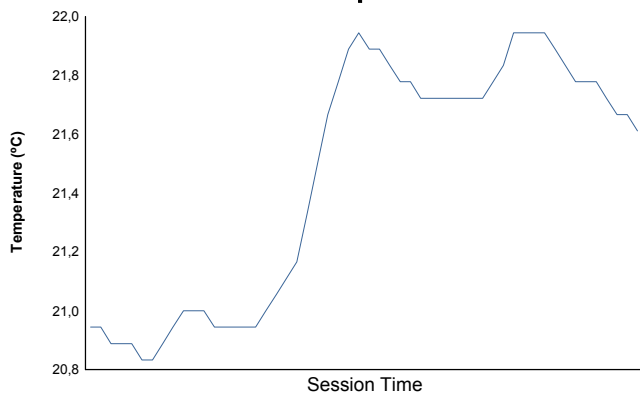
## 6 HOURS OF IMOLA

ILMC

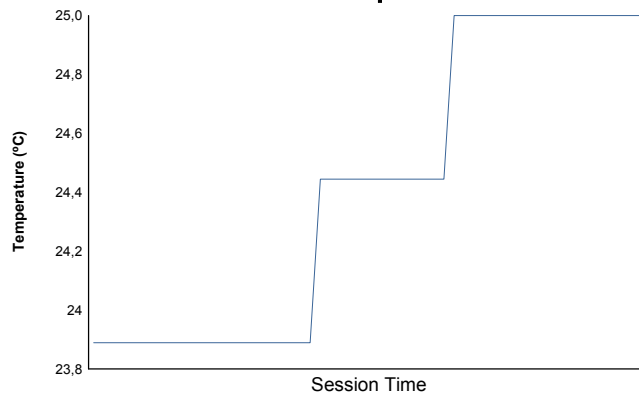
Free Practice 3

### Weather Report

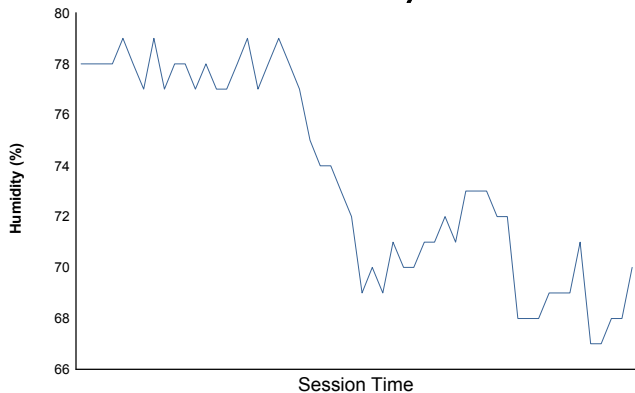
#### Air Temperature



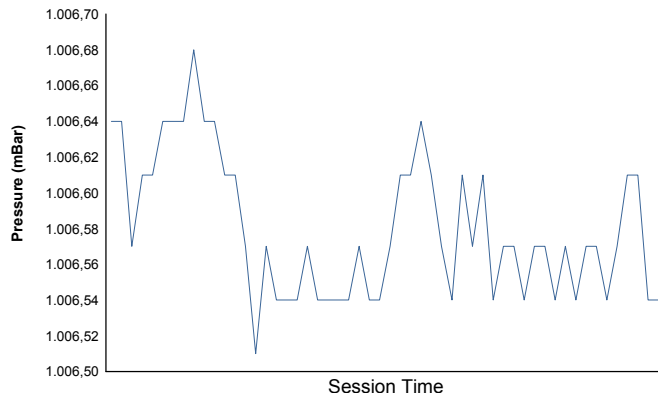
#### Track Temperature



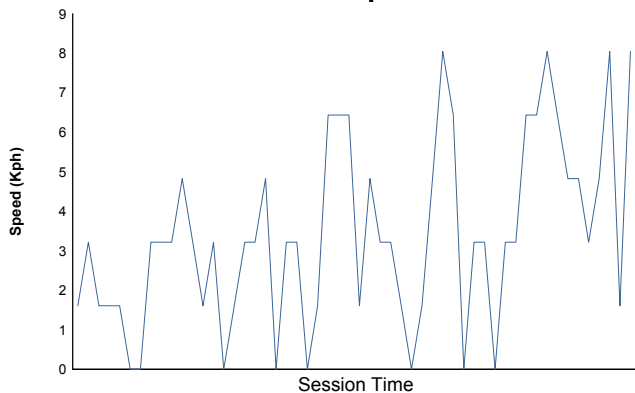
#### Humidity



#### Pressure

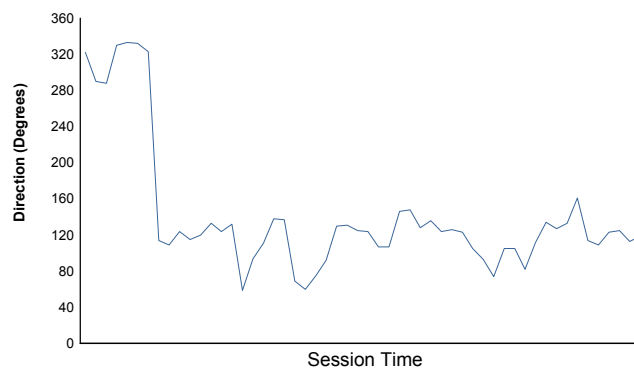


#### Wind Speed



#### Wind direction

North = 0°/360° Est = 90° South = 180° West = 270°



Track Status:

**WET**