

ILMC

6 HOURS OF IMOLA

Free Practice 1

Classification

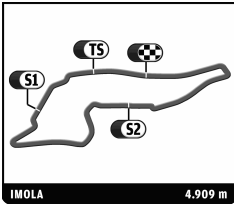
Nr.	Team	Drivers	Car	Cl	Ty	Time	Lap	Total	Gap	Kph		
1	7	Peugeot Sport Total	S. Bourdais / A. Davidson	Peugeot 908	LM P1	M	1:34.227	14	29	-	-	187.6
2	1	Audi Sport Team Joest	T. Bernhard / M. Fassler	Audi R18 TDI	LM P1	M	1:34.723	17	36	+0.496	+0.496	186.6
3	8	Peugeot Sport Total	F. Montagny / S. Sarrazin	Peugeot 908	LM P1	M	1:35.102	12	29	+0.875	+0.379	185.8
4	2	Audi Sport Team Joest	T. Kristensen / A. McNish	Audi R18 TDI	LM P1	M	1:36.143	15	32	+1.916	+1.041	183.8
5	16	Pescarolo Team	E. Collard / C. Tinsseau / J. Jousse	Pescarolo - Judd	LM P1	M	1:37.870	13	25	+3.643	+1.727	180.6
6	15	Oak Racing	P. Ragues / G. Moreau	Oak Pescarolo - Judd	LM P1	D	1:37.898	19	30	+3.671	+0.028	180.5
7	12	Rebellion Racing	N. Jani / N. Prost	Lola B10/60 Coupe - Toyota	LM P1	M	1:38.188	20	24	+3.961	+0.290	180.0
8	23	MIK Corse	M. Cortes / F. Geri / G. Piccini	Zytek 09	LM P1	M	1:38.269	16	17	+4.042	+0.081	179.8
9	13	Rebellion Racing	A. Belicchi / J. Boullion	Lola B10/60 Coupe - Toyota	LM P1	M	1:38.958	9	21	+4.731	+0.689	178.6
10	45	Boutsen Energy Racing	D. Kraihamer / N. De Crem	Oreca 03 - Nissan	LM P2	D	1:39.795	20	27	+5.568	+0.837	177.1
11	46	TDS Racing	M. Beche / P. Thiriet / J. Firth	Oreca 03 - Nissan	LM P2	M	1:40.501	21	29	+6.274	+0.706	175.8
12	39	Pecom Racing	L. Perez-Companc / M. Russo / P. Kaffer	Lola B11/40 - Judd	LM P2	M	1:40.569	10	23	+6.342	+0.068	175.7
13	41	Greaves Motorsport	K. Ojeh / O. Lombard / T. Kimber-Smith	Zytek Z11SN - Nissan	LM P2	D	1:41.345	16	31	+7.118	+0.776	174.4
14	49	Oak Racing	J. Nicolet / A. Premat	Oak Pescarolo - Judd	LM P2	D	1:41.360	20	30	+7.133	+0.015	174.4
15	42	Sirakka Racing	N. Leventis / D. Watts / J. Kane	HPD ARX -01d	LM P2	M	1:41.683	5	22	+7.456	+0.323	173.8
16	26	Signatech Nissan	F. Mailloux / L. Ordoñez / S. Ayari	Oreca 03 - Nissan	LM P2	D	1:41.892	24	26	+7.665	+0.209	173.4
17	33	Level 5 Motorsports	S. Tucker / C. Bouchut / J. Barbosa	Lola Coupe - HPD	LM P2	M	1:42.073	20	22	+7.846	+0.181	173.1
18	40	Race Performance	M. Frey / R. Meichtry / M. Rostan	Oreca 03 - Judd	LM P2	D	1:42.323	5	14	+8.096	+0.250	172.7
19	43	RLR Msport	B. Gates / R. Garofalo / S. Phillips	MG Lola EX265 - Judd	LM P2	D	1:42.804	14	24	+8.577	+0.481	171.9
20	44	Extreme Limite AM Paris	F. Rosier / M. Basso	Norma M200P - Judd	LM P2	D	1:43.547	12	23	+9.320	+0.743	170.7
21	36	RML	T. Erdos / M. Newton / B. Collins	HPD ARX -01d	LM P2	M	1:43.993	8	17	+9.766	+0.446	169.9
22	35	Oak Racing	A. Barlesi / F. Da Rocha / P. Lafargue	Oak Pescarolo - Judd	LM P2	D	1:44.399	21	29	+10.172	+0.406	169.3
23	93	Genoa Racing	E. Julian / C. Zugel / J. Petersen	FLM - Oreca - 09	FLM	M	1:45.451	17	28	+11.224	+1.052	167.6
24	92	Neil Garner Motorsport	J. Hartshorne / S. Keating / P. Keen	FLM - Oreca - 09	FLM	M	1:45.767	6	28	+11.540	+0.316	167.1
25	51	AF Corse	G. Fisichella / G. Bruni	Ferrari F458 Italia	LM GTE Pro	M	1:46.028	13	29	+11.801	+0.261	166.7
26	71	AF Corse	J. Melo / T. Vilander	Ferrari F458 Italia	LM GTE Pro	M	1:46.489	14	26	+12.262	+0.461	166.0
27	56	BMW Motorsport	D. Werner / P. Lamy	BMW M3	LM GTE Pro	D	1:46.881	15	31	+12.654	+0.392	165.3
28	55	BMW Motorsport	A. Farfus / J. Muller	BMW M3	LM GTE Pro	D	1:46.945	15	27	+12.718	+0.064	165.2
29	95	Pegasus Racing	M. Schultis / P. Simon / J. Schell	FLM - Oreca - 09	FLM	M	1:47.105	15	28	+12.878	+0.160	165.0
30	77	Team Felbermayr - Proton	M. Lieb / R. Lietz	Porsche 911 RSR (997)	LM GTE Pro	M	1:47.109	16	29	+12.882	+0.004	165.0
31	75	Prospeed Competition	M. Goossens / M. Holzer	Porsche 911 RSR (997)	LM GTE Pro	M	1:47.199	15	33	+12.972	+0.090	164.9
32	59	Luxury Racing	S. Ortelli / F. Makowiecki	Ferrari F458 Italia	LM GTE Pro	M	1:47.257	10	26	+13.030	+0.058	164.8
33	99	JMB Racing	C. Ducote / K. Marcelli / N. Marroc	FLM - Oreca - 09	FLM	M	1:47.342	21	32	+13.115	+0.085	164.6
34	89	Hankook Team Farmbacher	D. Farmbacher / A. Simonsen	Ferrari F458 Italia	LM GTE Pro	H	1:47.766	25	26	+13.539	+0.424	164.0
35	79	Jota	S. Dolan / S. Hancock	Aston Martin Vantage	LM GTE Pro	D	1:47.800	9	26	+13.573	+0.034	163.9
36	57	Krohn Racing	T. Krohn / N. Jonsson / M. Rugolo	Ferrari F430	LM GTE Am	D	1:47.871	11	29	+13.644	+0.071	163.8
37	66	JMW Motorsport	R. Bell / J. Walker	Ferrari F458 Italia	LM GTE Pro	D	1:47.941	13	14	+13.714	+0.070	163.7
38	76	IMSA Performance Matmut	P. Pilet / W. Henzler	Porsche 911 RSR (997)	LM GTE Pro	M	1:47.964	12	28	+13.737	+0.023	163.7
39	91	Hope Racing	L. Moro / S. Zhang / T. Graves	FLM - Oreca - 09	FLM	M	1:47.970	23	32	+13.743	+0.006	163.7
40	61	AF Corse	P. Perazzini / M. Cioci / S. Lemeret	Ferrari F430	LM GTE Am	M	1:48.263	13	26	+14.036	+0.293	163.2
41	67	IMSA Performance Matmut	N. Armino / R. Narac	Porsche 911 RSR (997)	LM GTE Am	M	1:48.484	18	32	+14.257	+0.221	162.9
42	58	Luxury Racing	A. Beltoise / F. Jakubowski / R. Firman	Ferrari F458 Italia	LM GTE Pro	M	1:48.857	5	5	+14.630	+0.373	162.3
43	82	CRS Racing	K. Hummel / A. Christodoulou / P. Quaife	Ferrari F430	LM GTE Am	M	1:48.939	29	34	+14.712	+0.082	162.2
44	50	Larbre Competition	P. Bornhauser / J. Canal / G. Gardel	Corvette C6-ZR1	LM GTE Am	M	1:49.342	12	29	+15.115	+0.403	161.6
45	63	Proton Competition	P. Long / G. Roda	Porsche 911 RSR (997)	LM GTE Am	M	1:50.125	10	18	+15.898	+0.783	160.5
46	88	Team Felbermayr-Proton	C. Ried / H. Felbermayr Jr.	Porsche 911 RSR (997)	LM GTE Am	M	1:51.306	21	21	+17.079	+1.181	158.8
47	62	CRS Racing	P. Ehret / S. Lynn / R. Wills	Ferrari F430	LM GTE Am	M	1:52.886	7	22	+18.659	+1.580	156.6
48	64	Lotus Jetalliance	O. Slingerland / M. Rich / L. Lichtner-Hoyer	Lotus Evora	LM GTE Pro	M					1	
49	65	Lotus Jetalliance	J. Rossiter / J. Mowlam / J. Hirschi	Lotus Evora	LM GTE Pro	M						

Fastest Lap Lap 14 Sebastian Bourdais **1:34.227** 187.6 Kph

Published at:

Track Status: **DRY**

Race Director:	Timekeeper:
-----------------------	--------------------



ILMC

6 HOURS OF IMOLA

Free Practice 1

Classification by Class

Nr.	Team	Drivers	Car	Ty	Time	Lap	Total	Gap	Kph
LM P1									
1	7 Peugeot Sport Total	S. Bourdais / A. Davidson	Peugeot 908	M	1:34.227	14	29		187.6
2	1 Audi Sport Team Joest	T. Bernhard / M. Fassler	Audi R18 TDI	M	1:34.723	17	36	+0.496	+0.496 186.6
3	8 Peugeot Sport Total	F. Montagny / S. Sarrazin	Peugeot 908	M	1:35.102	12	29	+0.875	+0.379 185.8
4	2 Audi Sport Team Joest	T. Kristensen / A. McNish	Audi R18 TDI	M	1:36.143	15	32	+1.916	+1.041 183.8
5	16 Pescarolo Team	E. Collard / C. Tinseau / J. Jousse	Pescarolo - Judd	M	1:37.870	13	25	+3.643	+1.727 180.6
6	15 Oak Racing	P. Ragues / G. Moreau	Oak Pescarolo - Judd	D	1:37.898	19	30	+3.671	+0.028 180.5
7	12 Rebellion Racing	N. Jani / N. Prost	Lola B10/60 Coupe - Toyota	M	1:38.188	20	24	+3.961	+0.290 180.0
8	23 MIK Corse	M. Cortes / F. Geri / G. Piccini	Zytek 09	M	1:38.269	16	17	+4.042	+0.081 179.8
9	13 Rebellion Racing	A. Belicchi / J. Boullion	Lola B10/60 Coupe - Toyota	M	1:38.958	9	21	+4.731	+0.689 178.6
LM P2									
1	45 Boutsen Energy Racing	D. Kraihamer / N. De Crem	Oreca 03 - Nissan	D	1:39.795	20	27		177.1
2	46 TDS Racing	M. Beche / P. Thiriet / J. Firth	Oreca 03 - Nissan	M	1:40.501	21	29	+0.706	+0.706 175.8
3	39 Pecom Racing	L. Perez-Compagnon / M. Russo / P. Kaffer	Lola B11/40 - Judd	M	1:40.569	10	23	+0.774	+0.068 175.7
4	41 Greaves Motorsport	K. Ojeh / O. Lombard / T. Kimber-Smith	Zytek Z11SN - Nissan	D	1:41.345	16	31	+1.550	+0.776 174.4
5	49 Oak Racing	J. Nicolet / A. Premat	Oak Pescarolo - Judd	D	1:41.360	20	30	+1.565	+0.015 174.4
6	42 Strakka Racing	N. Leventis / D. Watts / J. Kane	HPD ARX -01d	M	1:41.683	5	22	+1.888	+0.323 173.8
7	26 Signatech Nissan	F. Maillieux / L. Ordoñez / S. Ayari	Oreca 03 - Nissan	D	1:41.892	24	26	+2.097	+0.209 173.4
8	33 Level 5 Motorsports	S. Tucker / C. Bouchut / J. Barbosa	Lola Coupe - HPD	M	1:42.073	20	22	+2.278	+0.181 173.1
9	40 Race Performance	M. Frey / R. Meichtry / M. Rostan	Oreca 03 - Judd	D	1:42.323	5	14	+2.528	+0.250 172.7
10	43 RLR Msport	B. Gates / R. Garofall / S. Phillips	MG Lola EX265 - Judd	D	1:42.804	14	24	+3.009	+0.481 171.9
11	44 Extreme Limite AM Paris	F. Rosier / M. Basso	Norma M200P - Judd	D	1:43.547	12	23	+3.752	+0.743 170.7
12	36 RML	T. Erdos / M. Newton / B. Collins	HPD ARX -01d	M	1:43.993	8	17	+4.198	+0.446 169.9
13	35 Oak Racing	A. Barlesi / F. Da Rocha / P. Lafargue	Oak Pescarolo - Judd	D	1:44.399	21	29	+4.604	+0.406 169.3
LM GTE Pro									
1	51 AF Corse	G. Fisichella / G. Bruni	Ferrari F458 Italia	M	1:46.028	13	29		166.7
2	71 AF Corse	J. Melo / T. Vilander	Ferrari F458 Italia	M	1:46.489	14	26	+0.461	+0.461 166.0
3	56 BMW Motorsport	D. Werner / P. Lamy	BMW M3	D	1:46.881	15	31	+0.853	+0.392 165.3
4	55 BMW Motorsport	A. Farfus / J. Muller	BMW M3	D	1:46.945	15	27	+0.917	+0.064 165.2
5	77 Team Felbermayr - Proton	M. Lieb / R. Lietz	Porsche 911 RSR (997)	M	1:47.109	16	29	+1.081	+0.164 165.0
6	75 Prospeed Competition	M. Goossens / M. Holzer	Porsche 911 RSR (997)	M	1:47.199	15	33	+1.171	+0.090 164.9
7	59 Luxury Racing	S. Ortelli / F. Makowiecki	Ferrari F458 Italia	M	1:47.257	10	26	+1.229	+0.058 164.8
8	89 Hankook Team Farmbacher	D. Farmbacher / A. Simonsen	Ferrari F458 Italia	H	1:47.766	25	26	+1.738	+0.509 164.0
9	79 Jota	S. Dolan / S. Hancock	Aston Martin Vantage	D	1:47.800	9	26	+1.772	+0.034 163.9
10	66 JMW Motorsport	R. Bell / J. Walker	Ferrari F458 Italia	D	1:47.941	13	14	+1.913	+0.141 163.7
11	76 IMSA Performance Matmut	P. Pilat / W. Henzler	Porsche 911 RSR (997)	M	1:47.964	12	28	+1.936	+0.023 163.7
12	58 Luxury Racing	A. Beltoise / F. Jakubowski / R. Firman	Ferrari F458 Italia	M	1:48.857	5	5	+2.829	+0.893 162.3
13	64 Lotus Jetalliance	O. Slingerland / M. Rich / L. Lichtner-Hoyer	Lotus Evora	M			1		
14	65 Lotus Jetalliance	J. Rossiter / J. Mowlem / J. Hirschi	Lotus Evora	M					
LM GTE Am									
1	57 Krohn Racing	T. Krohn / N. Jonsson / M. Rugolo	Ferrari F430	D	1:47.871	11	29		163.8
2	61 AF Corse	P. Perazzini / M. Cioci / S. Lemeret	Ferrari F430	M	1:48.263	13	26	+0.392	+0.392 163.2
3	67 IMSA Performance Matmut	N. Armindo / R. Narac	Porsche 911 RSR (997)	M	1:48.484	18	32	+0.613	+0.221 162.9
4	82 CRS Racing	K. Hummel / A. Christodoulou / P. Quaife	Ferrari F430	M	1:48.939	29	34	+1.068	+0.455 162.2
5	50 Larbre Competition	P. Bornhauser / J. Canal / G. Gardel	Corvette C6-ZR1	M	1:49.342	12	29	+1.471	+0.403 161.6
6	63 Proton Competition	P. Long / G. Roda	Porsche 911 RSR (997)	M	1:50.125	10	18	+2.254	+0.783 160.5
7	88 Team Felbermayr-Proton	C. Ried / H. Felbermayr Jr.	Porsche 911 RSR (997)	M	1:51.306	21	21	+3.435	+1.181 158.8
8	62 CRS Racing	P. Ehret / S. Lynn / R. Wills	Ferrari F430	M	1:52.886	7	22	+5.015	+1.580 156.6
FLM									
1	93 Genoa Racing	E. Julian / C. Zugel / J. Petersen	FLM - Oreca - 09	M	1:45.451	17	28		167.6
2	92 Neil Garner Motorsport	J. Hartshorne / S. Keating / P. Keen	FLM - Oreca - 09	M	1:45.767	6	28	+0.316	+0.316 167.1
3	95 Pegasus Racing	M. Schuffis / P. Simon / J. Schell	FLM - Oreca - 09	M	1:47.105	15	28	+1.654	+1.338 165.0
4	99 JMB Racing	C. Ducote / K. Marcelli / N. Marroc	FLM - Oreca - 09	M	1:47.342	21	32	+1.891	+0.237 164.6
5	91 Hope Racing	L. Moro / S. Zhang / T. Graves	FLM - Oreca - 09	M	1:47.970	23	32	+2.519	+0.628 163.7

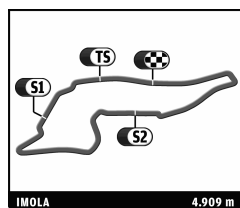
Published at:

Track Status:

DRY

Stewards:

Timekeeper:



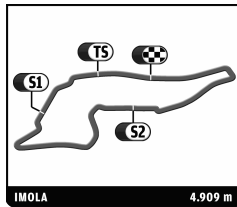
ILMC

6 HOURS OF IMOLA

Free Practice 1

Classification by Driver Fastest Lap

Nr	Team	Car	Class	Driver	Time	Lap	Total	Gap	Kph
1	7 Peugeot Sport Total	Peugeot 908	LM P1	Sebastien Bourdais	1:34.227	14	18		187.6
2	1 Audi Sport Team Joest	Audi R18 TDI	LM P1	Timo Bernhard	1:34.723	17	18	0.496	186.6
3	1 Audi Sport Team Joest	Audi R18 TDI	LM P1	Marcel Fassler	1:34.818	14	18	0.591	186.4
4	8 Peugeot Sport Total	Peugeot 908	LM P1	Franck Montagny	1:35.102	12	19	0.875	185.8
5	8 Peugeot Sport Total	Peugeot 908	LM P1	Stephane Sarrazin	1:36.018	5	10	1.791	184.1
6	2 Audi Sport Team Joest	Audi R18 TDI	LM P1	Allan McNish	1:36.143	15	16	1.916	183.8
7	2 Audi Sport Team Joest	Audi R18 TDI	LM P1	Tom Kristensen	1:36.921	7	16	2.694	182.3
8	16 Pescarolo Team	Pescarolo - Judd	LM P1	Emmanuel Collard	1:37.870	13	21	3.643	180.6
9	15 Oak Racing	Oak Pescarolo - Judd	LM P1	Guillaume Moreau	1:37.898	18	21	3.671	180.5
10	12 Rebellion Racing	Lola B10/60 Coupe - Toyota	LM P1	Nicolas Prost	1:38.188	20	24	3.961	180.0
11	23 MIK Corse	Zytek 09	LM P1	Giacomo Piccini	1:38.269	16	17	4.042	179.8
12	7 Peugeot Sport Total	Peugeot 908	LM P1	Anthony Davidson	1:38.312	8	11	4.085	179.8
13	13 Rebellion Racing	Lola B10/60 Coupe - Toyota	LM P1	Andrea Belicchi	1:38.958	9	19	4.731	178.6
14	45 Boutsen Energy Racing	Oreca 03 - Nissan	LM P2	Dominik Kraihamer	1:39.795	20	21	5.568	177.1
15	46 TDS Racing	Oreca 03 - Nissan	LM P2	Jody Firth	1:40.501	8	13	6.274	175.8
16	39 Pecom Racing	Lola B11/40 - Judd	LM P2	Pierre Kaffer	1:40.569	10	11	6.342	175.7
17	41 Greaves Motorsport	Zytek Z11SN - Nissan	LM P2	Tom Kimber-Smith	1:41.345	16	17	7.118	174.4
18	49 Oak Racing	Oak Pescarolo - Judd	LM P2	Alexandre Premat	1:41.360	11	14	7.133	174.4
19	15 Oak Racing	Oak Pescarolo - Judd	LM P1	Pierre Ragues	1:41.638	6	9	7.411	173.9
20	42 Strakka Racing	HPD ARX -01d	LM P2	Danny Watts	1:41.683	5	15	7.456	173.8
21	26 Signatech Nissan	Oreca 03 - Nissan	LM P2	Lucas Ordoñez	1:41.892	10	12	7.665	173.4
22	33 Level 5 Motorsports	Lola Coupe - HPD	LM P2	Christophe Bouchut	1:42.073	8	9	7.846	173.1
23	16 Pescarolo Team	Pescarolo - Judd	LM P1	Christophe Tinseau	1:42.074	3	4	7.847	173.1
24	26 Signatech Nissan	Oreca 03 - Nissan	LM P2	Franck Mailleux	1:42.076	11	14	7.849	173.1
25	40 Race Performance	Oreca 03 - Judd	LM P2	Michel Frey	1:42.323	5	7	8.096	172.7
26	46 TDS Racing	Oreca 03 - Nissan	LM P2	Mathias Beche	1:42.592	3	3	8.365	172.3
27	46 TDS Racing	Oreca 03 - Nissan	LM P2	Pierre Thiriet	1:42.676	12	13	8.449	172.1
28	41 Greaves Motorsport	Zytek Z11SN - Nissan	LM P2	Olivier Lombard	1:42.770	5	6	8.543	172.0
29	43 RLR Msport	MG Lola EX265 - Judd	LM P2	Rob Garofall	1:42.804	8	14	8.577	171.9
30	33 Level 5 Motorsports	Lola Coupe - HPD	LM P2	Scott Tucker	1:43.433	8	12	9.206	170.9
31	39 Pecom Racing	Lola B11/40 - Judd	LM P2	Matias Russo	1:43.530	5	6	9.303	170.7
32	44 Extreme Limite AM Paris	Norma M200P - Judd	LM P2	Fabien Rosier	1:43.547	12	17	9.320	170.7
33	39 Pecom Racing	Lola B11/40 - Judd	LM P2	Luis Perez-Companc	1:43.689	4	6	9.462	170.4
34	49 Oak Racing	Oak Pescarolo - Judd	LM P2	Jacques Nicolet	1:43.870	7	16	9.643	170.1
35	36 RML	HPD ARX -01d	LM P2	Tommy Erdos	1:43.993	8	11	9.766	169.9
36	41 Greaves Motorsport	Zytek Z11SN - Nissan	LM P2	Karim Ojeh	1:44.104	7	8	9.877	169.8
37	40 Race Performance	Oreca 03 - Judd	LM P2	Marc Rostan	1:44.170	5	7	9.943	169.6
38	45 Boutsen Energy Racing	Oreca 03 - Nissan	LM P2	Nicolas De Crem	1:44.362	4	6	10.135	169.3
39	35 Oak Racing	Oak Pescarolo - Judd	LM P2	Andrea Barlesi	1:44.399	9	11	10.172	169.3
40	13 Rebellion Racing	Lola B10/60 Coupe - Toyota	LM P1	Jean-Christophe Boullion	1:44.869	2	2	10.642	168.5
41	43 RLR Msport	MG Lola EX265 - Judd	LM P2	Barry Gates	1:45.415	5	10	11.188	167.6
42	93 Genoa Racing	FLM - Oreca - 09	FLM	Jens Petersen	1:45.451	5	6	11.224	167.6
43	92 Neil Garner Motorsport	FLM - Oreca - 09	FLM	Phil Keen	1:45.767	6	10	11.540	167.1
44	51 AF Corse	Ferrari F458 Italia	LM GTE Pro	Giancarlo Fisichella	1:46.028	13	29	11.801	166.7
45	71 AF Corse	Ferrari F458 Italia	LM GTE Pro	Jaime Melo	1:46.489	14	15	12.262	166.0
46	56 BMW Motorsport	BMW M3	LM GTE Pro	Dirk Werner	1:46.881	15	17	12.654	165.3
47	55 BMW Motorsport	BMW M3	LM GTE Pro	Augusto Farfus	1:46.945	15	17	12.718	165.2
48	95 Pegasus Racing	FLM - Oreca - 09	FLM	Patrick Simon	1:47.105	5	9	12.878	165.0
49	77 Team Felbermayr - Proton	Porsche 911 RSR (997)	LM GTE Pro	Richard Lietz	1:47.109	16	17	12.882	165.0
50	75 Prospeed Competition	Porsche 911 RSR (997)	LM GTE Pro	Marco Holzer	1:47.199	15	25	12.972	164.9
51	59 Luxury Racing	Ferrari F458 Italia	LM GTE Pro	Stephane Ortelli	1:47.257	10	11	13.030	164.8
52	99 JMB Racing	FLM - Oreca - 09	FLM	Kyle Marcelli	1:47.342	9	10	13.115	164.6
53	35 Oak Racing	Oak Pescarolo - Judd	LM P2	Frederic Da Rocha	1:47.354	6	6	13.127	164.6
54	71 AF Corse	Ferrari F458 Italia	LM GTE Pro	Toni Vilander	1:47.475	11	11	13.248	164.4
55	59 Luxury Racing	Ferrari F458 Italia	LM GTE Pro	Frederic Makowiecki	1:47.534	13	15	13.307	164.3
56	55 BMW Motorsport	BMW M3	LM GTE Pro	Jorg Muller	1:47.591	8	10	13.364	164.3
57	99 JMB Racing	FLM - Oreca - 09	FLM	Nicolas Marroc	1:47.745	6	9	13.518	164.0
58	89 Hankook Team Farmbacher	Ferrari F458 Italia	LM GTE Pro	Dominik Farmbacher	1:47.766	20	21	13.539	164.0
59	79 Jota	Aston Martin Vantage	LM GTE Pro	Sam Hancock	1:47.800	9	11	13.573	163.9
60	57 Krohn Racing	Ferrari F430	LM GTE Am	Michele Rugolo	1:47.871	11	22	13.644	163.8
61	42 Strakka Racing	HPD ARX -01d	LM P2	Nick Leventis	1:47.904	6	7	13.677	163.8
62	66 JMW Motorsport	Ferrari F458 Italia	LM GTE Pro	Rob Bell	1:47.941	13	14	13.714	163.7
63	95 Pegasus Racing	FLM - Oreca - 09	FLM	Julien Schell	1:47.953	9	10	13.726	163.7
64	76 IMSA Performance Matmut	Porsche 911 RSR (997)	LM GTE Pro	Patrick Pilet	1:47.964	3	14	13.737	163.7
65	91 Hope Racing	FLM - Oreca - 09	FLM	Luca Moro	1:47.970	10	11	13.743	163.7
66	76 IMSA Performance Matmut	Porsche 911 RSR (997)	LM GTE Pro	Wolf Henzler	1:48.251	7	14	14.024	163.3
67	61 AF Corse	Ferrari F430	LM GTE Am	Marco Cioci	1:48.263	13	14	14.036	163.2
68	67 IMSA Performance Matmut	Porsche 911 RSR (997)	LM GTE Am	Nicolas Armino	1:48.484	10	20	14.257	162.9



ILMC

6 HOURS OF IMOLA

Free Practice 1

Classification by Driver Fastest Lap

Nr	Team	Car	Class	Driver	Time	Lap	Total	Gap	Kph	
69	44 Extreme Limite AM Paris	Norma M200P - Judd	LM P2	Maurice Basso	1:48.550	4	6	14.323	0.066	162.8
70	77 Team Felbermayr - Proton	Porsche 911 RSR (997)	LM GTE Pro	Marc Lieb	1:48.598	11	12	14.371	0.048	162.7
71	93 Genoa Racing	FLM - Oreca - 09	FLM	Elton Julian	1:48.609	5	8	14.382	0.011	162.7
72	56 BMW Motorsport	BMW M3	LM GTE Pro	Pedro Lamy	1:48.622	13	14	14.395	0.013	162.7
73	58 Luxury Racing	Ferrari F458 Italia	LM GTE Pro	Ralph Firman	1:48.857	5	5	14.630	0.235	162.3
74	95 Pegasus Racing	FLM - Oreca - 09	FLM	Mirco Schultis	1:48.872	7	9	14.645	0.015	162.3
75	82 CRS Racing	Ferrari F430	LM GTE Am	Phil Quaipe	1:48.939	7	8	14.712	0.067	162.2
76	91 Hope Racing	FLM - Oreca - 09	FLM	Tor Graves	1:49.088	8	8	14.861	0.149	162.0
77	36 RML	HPD ARX -01d	LM P2	Mike Newton	1:49.135	5	6	14.908	0.047	161.9
78	35 Oak Racing	Oak Pescarolo - Judd	LM P2	Patrice Lafargue	1:49.184	11	12	14.957	0.049	161.9
79	50 Larbre Competition	Corvette C6-ZR1	LM GTE Am	Julien Canal	1:49.342	11	18	15.115	0.158	161.6
80	82 CRS Racing	Ferrari F430	LM GTE Am	Adam Christodoulou	1:49.360	5	6	15.133	0.018	161.6
81	91 Hope Racing	FLM - Oreca - 09	FLM	Shanqi Zhang	1:49.816	9	13	15.589	0.456	160.9
82	61 AF Corse	Ferrari F430	LM GTE Am	Stephane Lemeret	1:49.833	12	12	15.606	0.017	160.9
83	93 Genoa Racing	FLM - Oreca - 09	FLM	Christian Zuegel	1:49.981	11	14	15.754	0.148	160.7
84	75 Prospeed Competition	Porsche 911 RSR (997)	LM GTE Pro	Marc Goossens	1:49.994	4	8	15.767	0.013	160.7
85	63 Proton Competition	Porsche 911 RSR (997)	LM GTE Am	Gianluca Roda	1:50.125	10	11	15.898	0.131	160.5
86	79 Jota	Aston Martin Vantage	LM GTE Pro	Simon Dolan	1:50.204	7	15	15.977	0.079	160.4
87	50 Larbre Competition	Corvette C6-ZR1	LM GTE Am	Gabriele Gardel	1:50.246	5	7	16.019	0.042	160.3
88	89 Hankook Team Farmbacher	Ferrari F458 Italia	LM GTE Pro	Allan Simonsen	1:50.247	4	5	16.020	0.001	160.3
89	63 Proton Competition	Porsche 911 RSR (997)	LM GTE Am	Patrick Long	1:51.061	5	7	16.834	0.814	159.1
90	67 IMSA Performance Matmut	Porsche 911 RSR (997)	LM GTE Am	Raymond Narac	1:51.152	6	12	16.925	0.091	159.0
91	88 Team Felbermayr-Proton	Porsche 911 RSR (997)	LM GTE Am	Horst Felbermayr Jr.	1:51.306	15	15	17.079	0.154	158.8
92	88 Team Felbermayr-Proton	Porsche 911 RSR (997)	LM GTE Am	Christian Ried	1:51.824	4	6	17.597	0.518	158.0
93	57 Krohn Racing	Ferrari F430	LM GTE Am	Tracy Krohn	1:52.310	6	7	18.083	0.486	157.4
94	50 Larbre Competition	Corvette C6-ZR1	LM GTE Am	Patrick Bornhauser	1:52.702	3	4	18.475	0.392	156.8
95	82 CRS Racing	Ferrari F430	LM GTE Am	Klaas Hummel	1:52.726	11	20	18.499	0.024	156.8
96	62 CRS Racing	Ferrari F430	LM GTE Am	Pierre Ehret	1:52.886	7	9	18.659	0.160	156.6
97	99 JMB Racing	FLM - Oreca - 09	FLM	Chapman Ducote	1:54.279	2	13	20.052	1.393	154.6
98	92 Neil Garner Motorsport	FLM - Oreca - 09	FLM	John Hartshorne	1:56.202	14	18	21.975	1.923	152.1
99	62 CRS Racing	Ferrari F430	LM GTE Am	Roger Wills	1:57.132	3	3	22.905	0.930	150.9
100	62 CRS Racing	Ferrari F430	LM GTE Am	Shaun Lynn	1:57.576	6	10	23.349	0.444	150.3
101	40 Race Performance	Oreca 03 - Judd	LM P2	Ralph Meichtry						
102	36 RML	HPD ARX -01d	LM P2	Ben Collins						
103	42 Strakka Racing	HPD ARX -01d	LM P2	Jonny Kane						
104	51 AF Corse	Ferrari F458 Italia	LM GTE Pro	Gianmaria Bruni						
105	43 RLR Msport	MG Lola EX265 - Judd	LM P2	Simon Phillips						
106	33 Level 5 Motorsports	Lola Coupe - HPD	LM P2	Joao Barbosa			1			
107	16 Pescarolo Team	Pescarolo - Judd	LM P1	Julien Jousse						
108	12 Rebellion Racing	Lola B10/60 Coupe - Toyota	LM P1	Neel Jani						
109	23 MIK Corse	Zytek 09	LM P1	Maximo Cortes						
110	26 Signatech Nissan	Oreca 03 - Nissan	LM P2	Soheil Ayari						
111	23 MIK Corse	Zytek 09	LM P1	Ferdinando Geri						
112	57 Krohn Racing	Ferrari F430	LM GTE Am	Niclas Jansson						
113	65 Lotus Jetalliance	Lotus Evora	LM GTE Pro	Johnny Mowlem						
114	65 Lotus Jetalliance	Lotus Evora	LM GTE Pro	James Rossiter						
115	66 JMW Motorsport	Ferrari F458 Italia	LM GTE Pro	James Walker						
116	64 Lotus Jetalliance	Lotus Evora	LM GTE Pro	Lukas Lichtner-Hoyer						
117	92 Neil Garner Motorsport	FLM - Oreca - 09	FLM	Steve Keating						
118	65 Lotus Jetalliance	Lotus Evora	LM GTE Pro	Jonathan Hirschi						
119	58 Luxury Racing	Ferrari F458 Italia	LM GTE Pro	François Jakubowski						
120	58 Luxury Racing	Ferrari F458 Italia	LM GTE Pro	Anthony Beltoise						
121	61 AF Corse	Ferrari F430	LM GTE Am	Piergiuseppe Perazzini						
122	64 Lotus Jetalliance	Lotus Evora	LM GTE Pro	Oskar Slingerland			1			
123	64 Lotus Jetalliance	Lotus Evora	LM GTE Pro	Martin Rich						

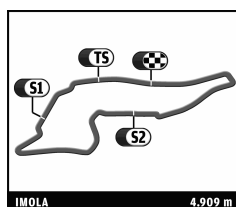
Published at

Track Status:

DRY

Race Director:

Timekeeper:



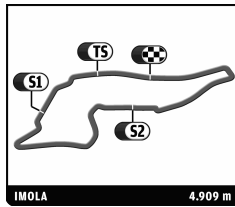
ILMC

6 HOURS OF IMOLA

After Free Practice 1

Classification by Driver Fastest Lap

Nr	Team	Car	Class	Driver	Time	Laps	Kph	Session
FLM								
93	Genoa Racing	FLM - Oreca - 09	FLM	Jens Petersen	1:45.451	6	167.6	Free Practice 1
92	Neil Garner Motorsport	FLM - Oreca - 09	FLM	Phil Keen	1:45.767	10	167.1	Free Practice 1
95	Pegasus Racing	FLM - Oreca - 09	FLM	Patrick Simon	1:47.105	9	165.0	Free Practice 1
99	JMB Racing	FLM - Oreca - 09	FLM	Kyle Marcelli	1:47.342	10	164.6	Free Practice 1
99	JMB Racing	FLM - Oreca - 09	FLM	Nicolas Marroc	1:47.745	9	164.0	Free Practice 1
95	Pegasus Racing	FLM - Oreca - 09	FLM	Julien Schell	1:47.953	10	163.7	Free Practice 1
91	Hope Racing	FLM - Oreca - 09	FLM	Luca Moro	1:47.970	11	163.7	Free Practice 1
93	Genoa Racing	FLM - Oreca - 09	FLM	Elton Julian	1:48.609	8	162.7	Free Practice 1
95	Pegasus Racing	FLM - Oreca - 09	FLM	Mirco Schultis	1:48.872	9	162.3	Free Practice 1
91	Hope Racing	FLM - Oreca - 09	FLM	Tor Graves	1:49.088	8	162.0	Free Practice 1
91	Hope Racing	FLM - Oreca - 09	FLM	Shanqi Zhang	1:49.816	13	160.9	Free Practice 1
93	Genoa Racing	FLM - Oreca - 09	FLM	Christian Zugel	1:49.981	14	160.7	Free Practice 1
99	JMB Racing	FLM - Oreca - 09	FLM	Chapman Ducote	1:54.279	13	154.6	Free Practice 1
92	Neil Garner Motorsport	FLM - Oreca - 09	FLM	John Hartshorne	1:56.202	18	152.1	Free Practice 1
92	Neil Garner Motorsport	FLM - Oreca - 09	FLM	Steve Keating		0		
LM GTE Am								
57	Krohn Racing	Ferrari F430	LM GTE Am	Michele Rugolo	1:47.871	22	163.8	Free Practice 1
61	AF Corse	Ferrari F430	LM GTE Am	Marco Cioci	1:48.263	14	163.2	Free Practice 1
67	IMSA Performance Matmut	Porsche 911 RSR (997)	LM GTE Am	Nicolas Armindo	1:48.484	20	162.9	Free Practice 1
82	CRS Racing	Ferrari F430	LM GTE Am	Phil Quaife	1:48.939	8	162.2	Free Practice 1
50	Larbre Competition	Corvette C6-ZR1	LM GTE Am	Julien Canal	1:49.342	18	161.6	Free Practice 1
82	CRS Racing	Ferrari F430	LM GTE Am	Adam Christodoulou	1:49.360	6	161.6	Free Practice 1
61	AF Corse	Ferrari F430	LM GTE Am	Stephane Lemeret	1:49.833	12	160.9	Free Practice 1
63	Proton Competition	Porsche 911 RSR (997)	LM GTE Am	Gianluca Roda	1:50.125	11	160.5	Free Practice 1
50	Larbre Competition	Corvette C6-ZR1	LM GTE Am	Gabriele Gardel	1:50.246	7	160.3	Free Practice 1
63	Proton Competition	Porsche 911 RSR (997)	LM GTE Am	Patrick Long	1:51.061	7	159.1	Free Practice 1
67	IMSA Performance Matmut	Porsche 911 RSR (997)	LM GTE Am	Raymond Narac	1:51.152	12	159.0	Free Practice 1
88	Team Felbermayr-Proton	Porsche 911 RSR (997)	LM GTE Am	Horst Felbermayr Jr.	1:51.306	15	158.8	Free Practice 1
88	Team Felbermayr-Proton	Porsche 911 RSR (997)	LM GTE Am	Christian Ried	1:51.824	6	158.0	Free Practice 1
57	Krohn Racing	Ferrari F430	LM GTE Am	Tracy Krohn	1:52.310	7	157.4	Free Practice 1
50	Larbre Competition	Corvette C6-ZR1	LM GTE Am	Patrick Bornhauser	1:52.702	4	156.8	Free Practice 1
82	CRS Racing	Ferrari F430	LM GTE Am	Klaas Hummel	1:52.726	20	156.8	Free Practice 1
62	CRS Racing	Ferrari F430	LM GTE Am	Pierre Ehret	1:52.886	9	156.6	Free Practice 1
62	CRS Racing	Ferrari F430	LM GTE Am	Roger Wills	1:57.132	3	150.9	Free Practice 1
62	CRS Racing	Ferrari F430	LM GTE Am	Shaun Lynn	1:57.576	10	150.3	Free Practice 1
57	Krohn Racing	Ferrari F430	LM GTE Am	Niclas Jonsson		0		
61	AF Corse	Ferrari F430	LM GTE Am	Piergiuseppe Perazzini		0		
LM GTE Pro								
51	AF Corse	Ferrari F458 Italia	LM GTE Pro	Giancarlo Fisichella	1:46.028	29	166.7	Free Practice 1
71	AF Corse	Ferrari F458 Italia	LM GTE Pro	Jaime Melo	1:46.489	15	166.0	Free Practice 1
56	BMW Motorsport	BMW M3	LM GTE Pro	Dirk Werner	1:46.881	17	165.3	Free Practice 1
55	BMW Motorsport	BMW M3	LM GTE Pro	Augusto Farfus	1:46.945	17	165.2	Free Practice 1
77	Team Felbermayr - Proton	Porsche 911 RSR (997)	LM GTE Pro	Richard Lietz	1:47.109	17	165.0	Free Practice 1
75	Prospeed Competition	Porsche 911 RSR (997)	LM GTE Pro	Marco Holzer	1:47.199	25	164.9	Free Practice 1
59	Luxury Racing	Ferrari F458 Italia	LM GTE Pro	Stephane Ortelli	1:47.257	11	164.8	Free Practice 1
71	AF Corse	Ferrari F458 Italia	LM GTE Pro	Toni Vilander	1:47.475	11	164.4	Free Practice 1
59	Luxury Racing	Ferrari F458 Italia	LM GTE Pro	Frederic Makowiecki	1:47.534	15	164.3	Free Practice 1
55	BMW Motorsport	BMW M3	LM GTE Pro	Jorg Muller	1:47.591	10	164.3	Free Practice 1
89	Hankook Team Farmbacher	Ferrari F458 Italia	LM GTE Pro	Dominik Farnbacher	1:47.766	21	164.0	Free Practice 1
79	Jota	Aston Martin Vantage	LM GTE Pro	Sam Hancock	1:47.800	11	163.9	Free Practice 1
66	JMW Motorsport	Ferrari F458 Italia	LM GTE Pro	Rob Bell	1:47.941	14	163.7	Free Practice 1
76	IMSA Performance Matmut	Porsche 911 RSR (997)	LM GTE Pro	Patrick Pilet	1:47.964	14	163.7	Free Practice 1
76	IMSA Performance Matmut	Porsche 911 RSR (997)	LM GTE Pro	Wolf Henzler	1:48.251	14	163.3	Free Practice 1
77	Team Felbermayr - Proton	Porsche 911 RSR (997)	LM GTE Pro	Marc Lieb	1:48.598	12	162.7	Free Practice 1
56	BMW Motorsport	BMW M3	LM GTE Pro	Pedro Lamy	1:48.622	14	162.7	Free Practice 1
58	Luxury Racing	Ferrari F458 Italia	LM GTE Pro	Ralph Firman	1:48.857	5	162.3	Free Practice 1



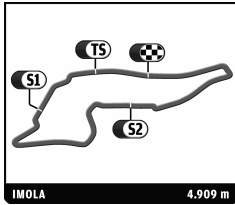
ILMC

6 HOURS OF IMOLA

After Free Practice 1

Classification by Driver Fastest Lap

Nr	Team	Car	Class	Driver	Time	Laps	Kph	Session
75	Prospeed Competition	Porsche 911 RSR (997)	LM GTE Pro	Marc Goossens	1:49.994	8	160.7	Free Practice 1
79	Jota	Aston Martin Vantage	LM GTE Pro	Simon Dolan	1:50.204	15	160.4	Free Practice 1
89	Hankook Team Farmbacher	Ferrari F458 Italia	LM GTE Pro	Allan Simonsen	1:50.247	5	160.3	Free Practice 1
51	AF Corse	Ferrari F458 Italia	LM GTE Pro	Gianmaria Bruni		0		
65	Lotus Jetalliance	Lotus Evora	LM GTE Pro	Johnny Mowlem		0		
65	Lotus Jetalliance	Lotus Evora	LM GTE Pro	James Rossiter		0		
66	JMW Motorsport	Ferrari F458 Italia	LM GTE Pro	James Walker		0		
64	Lotus Jetalliance	Lotus Evora	LM GTE Pro	Lukas Lichtner-Hoyer		0		
65	Lotus Jetalliance	Lotus Evora	LM GTE Pro	Jonathan Hirschi		0		
58	Luxury Racing	Ferrari F458 Italia	LM GTE Pro	François Jakubowski		0		
58	Luxury Racing	Ferrari F458 Italia	LM GTE Pro	Anthony Beltoise		0		
64	Lotus Jetalliance	Lotus Evora	LM GTE Pro	Oskar Slingerland		1		
64	Lotus Jetalliance	Lotus Evora	LM GTE Pro	Martin Rich		0		
LM P1								
7	Peugeot Sport Total	Peugeot 908	LM P1	Sebastien Bourdais	1:34.227	18	187.6	Free Practice 1
1	Audi Sport Team Joest	Audi R18 TDI	LM P1	Timo Bernhard	1:34.723	18	186.6	Free Practice 1
1	Audi Sport Team Joest	Audi R18 TDI	LM P1	Marcel Fassler	1:34.818	18	186.4	Free Practice 1
8	Peugeot Sport Total	Peugeot 908	LM P1	Franck Montagny	1:35.102	19	185.8	Free Practice 1
8	Peugeot Sport Total	Peugeot 908	LM P1	Stephane Sarrazin	1:36.018	10	184.1	Free Practice 1
2	Audi Sport Team Joest	Audi R18 TDI	LM P1	Allan McNish	1:36.143	16	183.8	Free Practice 1
2	Audi Sport Team Joest	Audi R18 TDI	LM P1	Tom Kristensen	1:36.921	16	182.3	Free Practice 1
16	Pescarolo Team	Pescarolo - Judd	LM P1	Emmanuel Collard	1:37.870	21	180.6	Free Practice 1
15	Oak Racing	Oak Pescarolo - Judd	LM P1	Guillaume Moreau	1:37.898	21	180.5	Free Practice 1
12	Rebellion Racing	Lola B10/60 Coupe - Toyota	LM P1	Nicolas Prost	1:38.188	24	180.0	Free Practice 1
23	MIK Corse	Zytek 09	LM P1	Giacomo Piccini	1:38.269	17	179.8	Free Practice 1
7	Peugeot Sport Total	Peugeot 908	LM P1	Anthony Davidson	1:38.312	11	179.8	Free Practice 1
13	Rebellion Racing	Lola B10/60 Coupe - Toyota	LM P1	Andrea Belicchi	1:38.958	19	178.6	Free Practice 1
15	Oak Racing	Oak Pescarolo - Judd	LM P1	Pierre Ragues	1:41.638	9	173.9	Free Practice 1
16	Pescarolo Team	Pescarolo - Judd	LM P1	Christophe Tinseau	1:42.074	4	173.1	Free Practice 1
13	Rebellion Racing	Lola B10/60 Coupe - Toyota	LM P1	Jean-Christophe Boullion	1:44.869	2	168.5	Free Practice 1
16	Pescarolo Team	Pescarolo - Judd	LM P1	Julien Jousse		0		
12	Rebellion Racing	Lola B10/60 Coupe - Toyota	LM P1	Neel Jani		0		
23	MIK Corse	Zytek 09	LM P1	Maximo Cortes		0		
23	MIK Corse	Zytek 09	LM P1	Ferdinando Geri		0		
LM P2								
45	Boutsen Energy Racing	Oreca 03 - Nissan	LM P2	Dominik Kraihamer	1:39.795	21	177.1	Free Practice 1
46	TDS Racing	Oreca 03 - Nissan	LM P2	Jody Firth	1:40.501	13	175.8	Free Practice 1
39	Pecom Racing	Lola B11/40 - Judd	LM P2	Pierre Kaffer	1:40.569	11	175.7	Free Practice 1
41	Greaves Motorsport	Zytek Z11SN - Nissan	LM P2	Tom Kimber-Smith	1:41.345	17	174.4	Free Practice 1
49	Oak Racing	Oak Pescarolo - Judd	LM P2	Alexandre Premat	1:41.360	14	174.4	Free Practice 1
42	Sirakka Racing	HPD ARX -01d	LM P2	Danny Watts	1:41.683	15	173.8	Free Practice 1
26	Signatech Nissan	Oreca 03 - Nissan	LM P2	Lucas Ordoñez	1:41.892	12	173.4	Free Practice 1
33	Level 5 Motorsports	Lola Coupe - HPD	LM P2	Christophe Bouchut	1:42.073	9	173.1	Free Practice 1
26	Signatech Nissan	Oreca 03 - Nissan	LM P2	Franck Mailleux	1:42.076	14	173.1	Free Practice 1
40	Race Performance	Oreca 03 - Judd	LM P2	Michel Frey	1:42.323	7	172.7	Free Practice 1
46	TDS Racing	Oreca 03 - Nissan	LM P2	Mathias Beche	1:42.592	3	172.3	Free Practice 1
46	TDS Racing	Oreca 03 - Nissan	LM P2	Pierre Thiriet	1:42.676	13	172.1	Free Practice 1
41	Greaves Motorsport	Zytek Z11SN - Nissan	LM P2	Olivier Lombard	1:42.770	6	172.0	Free Practice 1
43	RLR Msport	MG Lola EX265 - Judd	LM P2	Rob Garofall	1:42.804	14	171.9	Free Practice 1
33	Level 5 Motorsports	Lola Coupe - HPD	LM P2	Scott Tucker	1:43.433	12	170.9	Free Practice 1
39	Pecom Racing	Lola B11/40 - Judd	LM P2	Matias Russo	1:43.530	6	170.7	Free Practice 1
44	Extreme Limite AM Paris	Norma M200P - Judd	LM P2	Fabien Rosier	1:43.547	17	170.7	Free Practice 1
39	Pecom Racing	Lola B11/40 - Judd	LM P2	Luis Perez-Companc	1:43.689	6	170.4	Free Practice 1
49	Oak Racing	Oak Pescarolo - Judd	LM P2	Jacques Nicolet	1:43.870	16	170.1	Free Practice 1
36	RML	HPD ARX -01d	LM P2	Tommy Erdos	1:43.993	11	169.9	Free Practice 1
41	Greaves Motorsport	Zytek Z11SN - Nissan	LM P2	Karim Ojeh	1:44.104	8	169.8	Free Practice 1
40	Race Performance	Oreca 03 - Judd	LM P2	Marc Rostan	1:44.170	7	169.6	Free Practice 1
45	Boutsen Energy Racing	Oreca 03 - Nissan	LM P2	Nicolas De Crem	1:44.362	6	169.3	Free Practice 1
35	Oak Racing	Oak Pescarolo - Judd	LM P2	Andrea Barlesi	1:44.399	11	169.3	Free Practice 1
43	RLR Msport	MG Lola EX265 - Judd	LM P2	Barry Gates	1:45.415	10	167.6	Free Practice 1
35	Oak Racing	Oak Pescarolo - Judd	LM P2	Frederic Da Rocha	1:47.354	6	164.6	Free Practice 1



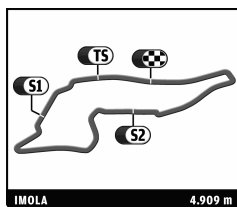
ILMC
6 HOURS OF IMOLA
 After Free Practice 1

Classification by Driver Fastest Lap

Nr	Team	Car	Class	Driver	Time	Laps	Kph	Session
42	Strakka Racing	HPD ARX -01d	LM P2	Nick Leventis	1:47.904	7	163.8	Free Practice 1
44	Extreme Limite AM Paris	Norma M200P - Judd	LM P2	Maurice Basso	1:48.550	6	162.8	Free Practice 1
36	RML	HPD ARX -01d	LM P2	Mike Newton	1:49.135	6	161.9	Free Practice 1
35	Oak Racing	Oak Pescarolo - Judd	LM P2	Patrice Lafargue	1:49.184	12	161.9	Free Practice 1
40	Race Performance	Oreca 03 - Judd	LM P2	Ralph Meichtry		0		
36	RML	HPD ARX -01d	LM P2	Ben Collins		0		
42	Strakka Racing	HPD ARX -01d	LM P2	Jonny Kane		0		
43	RLR Msport	MG Lola EX265 - Judd	LM P2	Simon Phillips		0		
33	Level 5 Motorsports	Lola Coupe - HPD	LM P2	Joao Barbosa		1		
26	Signatech Nissan	Oreca 03 - Nissan	LM P2	Soheil Ayari		0		

Published at:

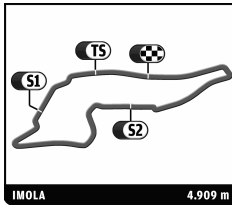
Race Director:	Timekeeper:
-----------------------	--------------------



ILMC
6 HOURS OF IMOLA
 Free Practice 1

Best Sector Times

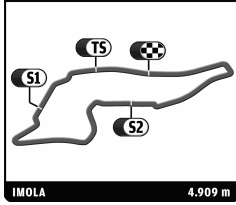
SECTOR 1			SECTOR 2			SECTOR 3			Pos	Team	Ideal Lap	Best Lap
Pos	Driver	Time	Driver	Time	Driver	Time	Pos	Team				
1	7 S.Bourdais	19.664	1 M.Fassler	39.100	8 F.Montagny	35.128	1	7 Peugeot Sport Total	1'33.998	1:34.227	(1)	
2	8 F.Montagny	19.835	7 S.Bourdais	39.197	7 S.Bourdais	35.137	2	1 Audi Sport Team Joest	1'34.180	1:34.723	(2)	
3	1 M.Fassler	19.900	8 S.Sarrazin	39.659	1 T.Bernhard	35.180	3	8 Peugeot Sport Total	1'34.622	1:35.102	(3)	
4	2 A.McNish	20.185	2 A.McNish	40.003	2 T.Kristensen	35.908	4	2 Audi Sport Team Joest	1'36.096	1:36.143	(4)	
5	12 N.Prost	20.506	15 G.Moreau	40.458	12 N.Prost	36.000	5	15 Oak Racing	1'37.500	1:37.898	(6)	
6	15 G.Moreau	20.664	23 G.Piccini	40.756	16 E.Collard	36.058	6	16 Pescarolo Team	1'37.627	1:37.870	(5)	
7	16 E.Collard	20.747	16 E.Collard	40.822	23 G.Piccini	36.164	7	12 Rebellion Racing	1'37.734	1:38.188	(7)	
8	13 A.Belicchi	20.787	12 N.Prost	41.228	15 G.Moreau	36.378	8	23 MIK Corse	1'37.783	1:38.269	(8)	
9	23 G.Piccini	20.863	39 P.Kaffer	41.262	13 A.Belicchi	36.543	9	13 Rebellion Racing	1'38.671	1:38.958	(9)	
10	45 D.Kraihamer	20.952	46 J.Firth	41.316	39 P.Kaffer	37.259	10	46 TDS Racing	1'39.723	1:40.501	(11)	
11	46 J.Firth	21.113	13 A.Belicchi	41.341	46 J.Firth	37.294	11	45 Boutsen Energy Racing	1'39.795	1:39.795	(10)	
12	49 A.Premat	21.134	45 D.Kraihamer	41.403	45 D.Kraihamer	37.440	12	39 Pecom Racing	1'39.996	1:40.569	(12)	
13	40 M.Frey	21.313	41 T.Kimber-Smith	41.761	49 A.Premat	37.536	13	49 Oak Racing	1'41.010	1:41.360	(14)	
14	26 L.Ordoñez	21.408	42 D.Watts	41.869	33 C.Bouchut	37.699	14	41 Greaves Motorsport	1'41.269	1:41.345	(13)	
15	39 P.Kaffer	21.475	49 A.Premat	42.340	41 T.Kimber-Smith	37.762	15	42 Strakka Racing	1'41.393	1:41.683	(15)	
16	42 D.Watts	21.522	26 L.Ordoñez	42.342	26 L.Ordoñez	37.788	16	26 Signatech Nissan	1'41.538	1:41.892	(16)	
17	35 A.Barlesi	21.583	33 C.Bouchut	42.597	43 R.Garofall	37.837	17	40 Race Performance	1'41.986	1:42.323	(18)	
18	33 C.Bouchut	21.708	43 R.Garofall	42.618	40 M.Rostan	37.885	18	33 Level 5 Motorsports	1'42.004	1:42.073	(17)	
19	41 T.Kimber-Smith	21.746	40 M.Frey	42.788	42 D.Watts	38.002	19	43 RLR Msport	1'42.391	1:42.804	(19)	
20	44 F.Rosier	21.880	44 F.Rosier	42.979	44 F.Rosier	38.540	20	44 Extreme Limite AM Paris	1'43.399	1:43.547	(20)	
21	43 R.Garofall	21.936	36 T.Erdos	43.509	36 T.Erdos	38.541	21	36 RML	1'43.993	1:43.993	(21)	
22	36 T.Erdos	21.943	35 A.Barlesi	43.832	35 A.Barlesi	38.812	22	35 Oak Racing	1'44.227	1:44.399	(22)	
23	92 P.Keen	22.243	93 J.Petersen	44.115	93 J.Petersen	38.970	23	92 Neil Garner Motorsport	1'45.409	1:45.767	(24)	
24	99 N.Marroc	22.352	92 P.Keen	44.159	92 P.Keen	39.007	24	93 Genoa Racing	1'45.451	1:45.451	(23)	
25	93 J.Petersen	22.366	51 G.Fisichella	44.271	71 J.Melo	39.219	25	51 AF Corse	1'45.977	1:46.028	(25)	
26	55 A.Farfus	22.421	55 A.Farfus	44.534	99 K.Marcelli	39.267	26	55 BMW Motorsport	1'46.329	1:46.945	(28)	
27	51 G.Fisichella	22.422	71 J.Melo	44.637	51 G.Fisichella	39.284	27	71 AF Corse	1'46.366	1:46.489	(26)	
28	95 M.Schultis	22.481	56 D.Werner	44.754	77 R.Lietz	39.371	28	99 JMB Racing	1'46.452	1:47.342	(33)	
29	71 J.Melo	22.510	77 R.Lietz	44.758	55 A.Farfus	39.374	29	56 BMW Motorsport	1'46.769	1:46.881	(27)	
30	67 N.Armino	22.575	59 S.Ortelli	44.776	59 F.Makowiecki	39.375	30	77 Team Felbermayr - Proton	1'46.815	1:47.109	(30)	
31	91 L.Moro	22.576	99 N.Marroc	44.833	95 P.Simon	39.376	31	95 Pegasus Racing	1'46.821	1:47.105	(29)	
32	56 D.Werner	22.593	75 M.Holzer	44.917	56 D.Werner	39.422	32	59 Luxury Racing	1'46.847	1:47.257	(32)	
33	75 M.Holzer	22.615	95 P.Simon	44.964	75 M.Holzer	39.482	33	75 Prospeed Competition	1'47.014	1:47.199	(31)	
34	76 W.Henzler	22.618	89 D.Farnbacher	45.204	61 M.Cioci	39.563	34	57 Krohn Racing	1'47.510	1:47.871	(36)	
35	57 M.Rugolo	22.620	79 S.Hancock	45.245	67 N.Armino	39.580	35	79 Jota	1'47.599	1:47.800	(35)	
36	79 S.Hancock	22.627	76 P.Pilet	45.266	57 M.Rugolo	39.582	36	76 IMSA Performance Matmut	1'47.666	1:47.964	(38)	
37	77 R.Lietz	22.686	57 M.Rugolo	45.308	82 P.Quaife	39.594	37	89 Hankook Team Farnbacher	1'47.680	1:47.766	(34)	
38	59 F.Makowiecki	22.696	66 R.Bell	45.406	66 R.Bell	39.607	38	91 Hope Racing	1'47.761	1:47.970	(39)	
39	66 R.Bell	22.752	91 L.Moro	45.479	89 D.Farnbacher	39.669	39	66 JMW Motorsport	1'47.765	1:47.941	(37)	
40	89 D.Farnbacher	22.807	58 R.Firman	45.511	91 T.Graves	39.706	40	67 IMSA Performance Matmut	1'48.030	1:48.484	(41)	
41	82 A.Christodoulou	22.996	61 M.Cioci	45.628	79 S.Hancock	39.727	41	61 AF Corse	1'48.238	1:48.263	(40)	
42	50 J.Canal	23.009	67 N.Armino	45.875	76 P.Pilet	39.782	42	82 CRS Racing	1'48.661	1:48.939	(43)	
43	61 M.Cioci	23.047	82 A.Christodoulou	46.071	50 J.Canal	39.791	43	58 Luxury Racing	1'48.857	1:48.857	(42)	
44	63 G.Roda	23.159	63 G.Roda	46.364	58 R.Firman	40.100	44	50 Larbre Competition	1'49.281	1:49.342	(44)	
45	88 H.Felbermayr Jr.	23.190	50 J.Canal	46.481	63 G.Roda	40.325	45	63 Proton Competition	1'49.848	1:50.125	(45)	
46	58 R.Firman	23.246	88 H.Felbermayr Jr.	46.726	88 H.Felbermayr Jr.	40.816	46	88 Team Felbermayr-Proton	1'50.732	1:51.306	(46)	
47	62 P.Ehret	23.626	62 P.Ehret	48.221	62 P.Ehret	41.039	47	62 CRS Racing	1'52.886	1:52.886	(47)	



ILMC
6 HOURS OF IMOLA
 After Free Practice 1

Event maximum speed

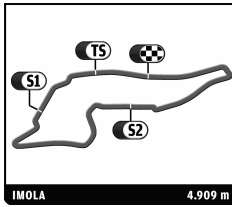
Team	Car	Class	Driver	Top Speed	Lap	Session
7 Peugeot Sport Total	Peugeot 908	LM P1	Sebastien Bourdais	300.0	7	Free Practice 1
8 Peugeot Sport Total	Peugeot 908	LM P1	Franck Montagny	300.0	6	Free Practice 1
2 Audi Sport Team Joest	Audi R18 TDI	LM P1	Tom Kristensen	290.3	23	Free Practice 1
1 Audi Sport Team Joest	Audi R18 TDI	LM P1	Marcel Fassler	289.5	25	Free Practice 1
16 Pescarolo Team	Pescarolo - Judd	LM P1	Emmanuel Collard	288.0	15	Free Practice 1
12 Rebellion Racing	Lola B10/60 Coupe - Toyota	LM P1	Nicolas Prost	284.2	21	Free Practice 1
15 Oak Racing	Oak Pescarolo - Judd	LM P1	Guillaume Moreau	276.9	16	Free Practice 1
13 Rebellion Racing	Lola B10/60 Coupe - Toyota	LM P1	Andrea Belicchi	275.5	10	Free Practice 1
23 MIK Corse	Zytek 09	LM P1	Giacomo Piccini	274.8	4	Free Practice 1
49 Oak Racing	Oak Pescarolo - Judd	LM P2	Alexandre Premat	274.1	22	Free Practice 1
35 Oak Racing	Oak Pescarolo - Judd	LM P2	Andrea Barlesi	268.0	18	Free Practice 1
40 Race Performance	Oreca 03 - Judd	LM P2	Michel Frey	268.0	4	Free Practice 1
41 Greaves Motorsport	Zytek Z11SN - Nissan	LM P2	Tom Kimber-Smith	268.0	7	Free Practice 1
26 Signatech Nissan	Oreca 03 - Nissan	LM P2	Lucas Ordoñez	267.3	20	Free Practice 1
46 TDS Racing	Oreca 03 - Nissan	LM P2	Jody Firth	267.3	21	Free Practice 1
45 Boutsen Energy Racing	Oreca 03 - Nissan	LM P2	Dominik Kraihamer	266.0	21	Free Practice 1
91 Hope Racing	FLM - Oreca - 09	FLM	Shanqi Zhang	265.4	10	Free Practice 1
42 Strakka Racing	HPD ARX -01d	LM P2	Danny Watts	264.7	6	Free Practice 1
44 Extreme Limite AM Paris	Norma M200P - Judd	LM P2	Fabien Rosier	264.7	16	Free Practice 1
92 Neil Garner Motorsport	FLM - Oreca - 09	FLM	Phil Keen	264.1	8	Free Practice 1
36 RML	HPD ARX -01d	LM P2	Tommy Erdos	262.1	9	Free Practice 1
93 Genoa Racing	FLM - Oreca - 09	FLM	Jens Petersen	261.5	16	Free Practice 1
95 Pegasus Racing	FLM - Oreca - 09	FLM	Julien Schell	261.5	10	Free Practice 1
99 JMB Racing	FLM - Oreca - 09	FLM	Nicolas Marroc	261.5	7	Free Practice 1
33 Level 5 Motorsports	Lola Coupe - HPD	LM P2	Christophe Bouchut	260.2	16	Free Practice 1
67 IMSA Performance Matmut	Porsche 911 RSR (997)	LM GTE Am	Nicolas Armindo	260.2	18	Free Practice 1
39 Pecom Racing	Lola B11/40 - Judd	LM P2	Matias Russo	259.6	24	Free Practice 1
43 RLR Msport	MG Lola EX265 - Judd	LM P2	Barry Gates	258.4	6	Free Practice 1
55 BMW Motorsport	BMW M3	LM GTE Pro	Jorg Muller	258.4	20	Free Practice 1
57 Krohn Racing	Ferrari F430	LM GTE Am	Michele Rugolo	258.4	21	Free Practice 1
77 Team Felbermayr - Proton	Porsche 911 RSR (997)	LM GTE Pro	Richard Lietz	258.4	16	Free Practice 1
56 BMW Motorsport	BMW M3	LM GTE Pro	Pedro Lamy	257.8	31	Free Practice 1
59 Luxury Racing	Ferrari F458 Italia	LM GTE Pro	Frederic Makowiecki	257.8	21	Free Practice 1
75 Prospeed Competition	Porsche 911 RSR (997)	LM GTE Pro	Marco Holzer	257.8	15	Free Practice 1
76 IMSA Performance Matmut	Porsche 911 RSR (997)	LM GTE Pro	Patrick Pilet	257.8	12	Free Practice 1
63 Proton Competition	Porsche 911 RSR (997)	LM GTE Am	Gianluca Roda	257.1	5	Free Practice 1
50 Larbre Competition	Corvette C6-ZR1	LM GTE Am	Gabriele Gardel	256.5	28	Free Practice 1
66 JMW Motorsport	Ferrari F458 Italia	LM GTE Pro	Rob Bell	256.5	11	Free Practice 1
82 CRS Racing	Ferrari F430	LM GTE Am	Phil Quaife	256.5	29	Free Practice 1
51 AF Corse	Ferrari F458 Italia	LM GTE Pro	Giancarlo Fisichella	255.9	18	Free Practice 1
62 CRS Racing	Ferrari F430	LM GTE Am	Pierre Ehret	255.9	9	Free Practice 1
79 Jota	Aston Martin Vantage	LM GTE Pro	Simon Dolan	255.3	25	Free Practice 1
88 Team Felbermayr-Proton	Porsche 911 RSR (997)	LM GTE Am	Horst Felbermayr Jr.	255.3	17	Free Practice 1
61 AF Corse	Ferrari F430	LM GTE Am	Stephane Lemeret	254.7	21	Free Practice 1
71 AF Corse	Ferrari F458 Italia	LM GTE Pro	Jaime Melo	254.7	5	Free Practice 1
58 Luxury Racing	Ferrari F458 Italia	LM GTE Pro	Ralph Firman	252.9	6	Free Practice 1
89 Hankook Team Farnbacher	Ferrari F458 Italia	LM GTE Pro	Dominik Farnbacher	251.7	12	Free Practice 1
64 Lotus Jetalliance	Lotus Evora	LM GTE Pro	Oskar Slingerland	163.9	2	Free Practice 1
65 Lotus Jetalliance	Lotus Evora	LM GTE Pro	James Rossiter	145.2	1	Free Practice 1



ILMC
6 HOURS OF IMOLA
 Free Practice 1

Fastest Lap Sequence

Practice Time	Team	Car	Class	Driver	Time	Kph	Lap
3:53.431	1 Audi Sport Team Joest	Audi R18 TDI	LM P1	Timo Bernhard	1:45.476	167.5	2
3:53.915	2 Audi Sport Team Joest	Audi R18 TDI	LM P1	Allan McNish	1:42.858	171.8	2
11:51.025	7 Peugeot Sport Total	Peugeot 908	LM P1	Sebastien Bourdais	1:39.844	177.0	3
12:44.180	8 Peugeot Sport Total	Peugeot 908	LM P1	Franck Montagny	1:39.384	177.8	3
13:29.403	7 Peugeot Sport Total	Peugeot 908	LM P1	Sebastien Bourdais	1:38.378	179.6	4
13:48.878	1 Audi Sport Team Joest	Audi R18 TDI	LM P1	Timo Bernhard	1:37.681	180.9	6
14:20.580	8 Peugeot Sport Total	Peugeot 908	LM P1	Franck Montagny	1:36.400	183.3	4
15:56.359	8 Peugeot Sport Total	Peugeot 908	LM P1	Franck Montagny	1:35.779	184.5	5
20:02.835	7 Peugeot Sport Total	Peugeot 908	LM P1	Sebastien Bourdais	1:35.676	184.7	8
32:20.356	8 Peugeot Sport Total	Peugeot 908	LM P1	Franck Montagny	1:35.268	185.5	11
33:55.458	8 Peugeot Sport Total	Peugeot 908	LM P1	Franck Montagny	1:35.102	185.8	12
35:10.009	7 Peugeot Sport Total	Peugeot 908	LM P1	Sebastien Bourdais	1:34.800	186.4	11
38:08.236	1 Audi Sport Team Joest	Audi R18 TDI	LM P1	Timo Bernhard	1:34.723	186.6	17
40:05.040	7 Peugeot Sport Total	Peugeot 908	LM P1	Sebastien Bourdais	1:34.227	187.6	14



ILMC

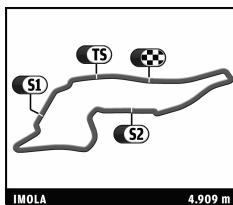
6 HOURS OF IMOLA

Free Practice 1

Sector Analysis

■ Personal Best
 ■ Session Best
 ■ Crossing the finish line in pit lane

Lap	D	Time	Sector 1	Sector 2	Sector 3	T. Spd	Elapsed	Lap	D	Time	Sector 1	Sector 2	Sector 3	T. Spd	Elapsed
1 Audi Sport Team Joest Audi R18 TDI 1. Timo Bernhard LM P1 2. Marcel Fassler								16 2 1:56.629 B 24.171 40.151 52.307 287.2 44:00.747 17 1 5:07.408 3:44.166 45.229 38.013 198.9 49:08.155 18 1 2:05.446 B 22.746 45.960 56.740 235.8 51:13.601 19 1 4:46.614 3:24.369 43.418 38.827 207.3 56:00.215 20 1 1:40.541 21.443 41.396 37.702 279.1 57:40.756 21 1 1:38.596 20.852 41.279 36.465 282.7 59:19.352 22 1 1:37.659 20.433 40.913 36.313 288.8 1:00:57.011 23 1 1:36.921 20.497 40.516 35.908 290.3 1:02:33.932 24 1 2:35.509 B 21.466 42.511 1:31.532 283.5 1:05:09.441 25 1 9:02.181 7:40.675 44.139 37.367 206.5 1:14:11.622 26 1 1:43.105 23.460 42.597 37.048 212.6 1:15:54.727 27 1 1:39.692 20.715 41.568 37.409 284.2 1:17:34.419 28 1 1:40.841 21.375 42.105 37.361 268.7 1:19:15.260 29 1 1:39.560 20.853 42.350 36.357 287.2 1:20:54.820 30 1 1:41.188 22.068 41.744 37.376 278.4 1:22:36.008 31 1 1:41.085 22.457 42.428 36.200 282.7 1:24:17.093 32 1 2:17.854 B 22.790 49.347 1:05.717 223.6 1:26:34.947							
7 Peugeot Sport Total Peugeot 908 1. Sebastien Bourdais LM P1 2. Anthony Davidson								1 1 8:06.750 B 36.814 50.277 6:39.659 143.0 8:06.750 2 1 2:04.431 41.024 45.053 38.354 192.2 10:11.181 3 1 1:39.844 20.569 42.433 36.842 295.9 11:51.025 4 1 1:38.378 21.678 40.599 36.101 257.1 13:29.403 5 1 1:38.693 20.390 42.623 35.680 279.8 15:08.096 6 1 1:38.056 19.973 41.327 36.756 294.3 16:46.152 7 1 1:41.007 19.742 43.450 37.815 300.0 18:27.159 8 1 1:35.676 19.853 40.405 35.418 299.2 20:02.835 9 1 11:24.194 B 21.502 41.954 ... 299.2 31:27.029 10 1 2:08.180 38.220 42.340 47.620 208.5 33:35.209 11 1 1:34.800 20.143 39.483 35.174 294.3 35:10.009 12 1 1:39.241 21.464 41.802 35.975 285.0 36:49.250 13 1 1:41.563 19.950 42.261 39.352 295.9 38:30.813 14 1 1:34.227 19.893 39.197 35.137 293.5 40:05.040 15 1 5:13.964 B 19.664 39.756 4:14.544 297.5 45:19.004 16 1 1:56.519 35.192 42.768 38.559 209.7 47:15.523 17 1 1:37.230 19.895 41.458 35.877 295.9 48:52.753 18 1 5:54.901 B 20.414 39.310 4:55.177 296.7 54:47.654 19 2 2:15.330 54.618 43.490 37.222 200.7 57:02.984 20 2 1:39.787 21.466 41.487 36.834 241.1 58:42.771 21 2 1:39.466 20.481 42.753 36.232 294.3 1:00:22.237 22 2 1:40.502 21.869 40.424 38.209 264.1 1:02:02.739 23 2 1:40.497 21.392 43.058 36.047 286.5 1:03:43.236 24 2 6:37.718 B 24.115 47.966 5:25.637 248.8 1:10:20.954 25 2 3:24.035 1:59.172 47.349 37.514 140.8 1:13:44.989 26 2 1:38.312 20.665 41.063 36.584 292.7 1:15:23.301 27 2 1:39.923 22.048 40.949 36.926 297.5 1:17:03.224 28 2 5:05.478 B 20.223 41.104 4:04.151 296.7 1:22:08.702 29 2 1:53.720 36.784 40.894 36.042 210.1 1:24:02.422							
2 Audi Sport Team Joest Audi R18 TDI 1. Tom Kristensen LM P1 2. Allan McNish								1 2 2:11.057 43.987 47.556 39.514 181.8 2:11.057 2 2 1:42.858 22.352 43.218 37.288 255.9 3:53.915 3 2 2:21.073 B 23.085 45.634 1:12.354 214.7 6:14.988 4 2 10:07.353 8:47.439 43.054 36.860 164.1 16:22.341 5 2 1:39.415 20.921 42.187 36.307 282.0 18:01.756 6 2 1:40.208 22.895 40.755 36.558 286.5 19:41.964 7 2 1:38.927 20.499 41.016 37.412 286.5 21:20.891 8 2 1:41.132 20.354 42.949 37.829 287.2 23:02.023 9 2 1:38.312 21.403 40.342 36.567 287.2 24:40.335 10 2 1:36.560 20.291 40.003 36.266 288.0 26:16.895 11 2 1:54.913 B 20.253 41.856 52.804 287.2 28:11.808 12 2 9:00.671 7:42.786 41.549 36.336 163.1 37:12.479 13 2 1:37.369 20.213 40.927 36.229 285.7 38:49.848 14 2 1:38.127 20.185 40.910 37.032 287.2 40:27.975 15 2 1:36.143 20.220 40.011 35.912 285.7 42:04.118							
8 Peugeot Sport Total Peugeot 908 1. Franck Montagny LM P1 2. Stephane Sarrazin								1 1 8:48.148 B 31.489 47.478 7:29.181 178.2 8:48.148 2 1 2:16.648 53.111 44.574 38.963 184.9 11:04.796 3 1 1:39.384 21.014 42.540 35.830 267.3 12:44.180 4 1 1:36.400 20.448 40.539 35.413 274.1 14:20.580 5 1 1:35.779 20.123 40.215 35.441 289.5 15:56.359							



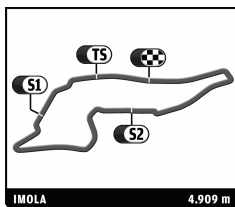
ILMC

6 HOURS OF IMOLA

Free Practice 1

Sector Analysis

Personal Best							Session Best							B Crossing the finish line in pit lane						
Lap	D	Time	Sector 1	Sector 2	Sector 3	T. Spd	Elapsed	Lap	D	Time	Sector 1	Sector 2	Sector 3	T. Spd	Elapsed					
12 Rebellion Racing 1.Neel Jani 2.Nicolas Prost Lola B10/60 Coupe - Toyota LM P1																				
6	1	1:42.383	19.923	46.612	35.848	300.0	17:38.742	4	1	1:42.893	21.767	43.532	37.594	272.0	15:30.783					
7	1	1:35.834	19.922	40.511	35.401	297.5	19:14.576	5	1	10:16.359 B	22.534	42.306	9:11.519	271.4	25:47.142					
8	1	8:00.076 B	22.509	42.386	6:55.181	293.5	27:14.652	6	1	1:57.794	37.477	42.667	37.650	196.7	27:44.936					
9	1	1:54.082	36.395	42.138	35.549	206.5	29:08.734	7	1	1:41.252	21.358	42.902	36.992	270.7	29:26.188					
10	1	1:36.354	20.124	40.834	35.396	295.1	30:45.088	8	1	1:41.945	21.245	43.783	36.917		31:08.133					
11	1	1:35.268	19.923	40.217	35.128	295.9	32:20.356	9	1	1:38.958	21.012	41.403	36.543	272.0	32:47.091					
12	1	1:35.102	19.835	39.876	35.391	295.9	33:55.458	10	1	1:39.765	21.130	41.546	37.089	275.5	34:26.856					
13	1	7:44.157 B	20.345	40.934	6:42.878	297.5	41:39.615	11	1	7:35.050 B	21.167	41.538	6:32.345	274.8	42:01.906					
14	1	1:55.185	37.596	42.006	35.583	207.7	43:34.800	12	1	1:55.473	36.607	42.062	36.804	196.0	43:57.379					
15	1	1:36.334	20.054	40.702	35.578	293.5	45:11.134	13	1	1:38.998	21.017	41.341	36.640	272.7	45:36.377					
16	1	1:36.012	19.940	40.746	35.326	295.1	46:47.146	14	1	1:39.207	21.015	41.488	36.704	274.1	47:15.584					
17	1	1:36.152	20.061	39.838	36.253	295.9	48:23.298	15	1	1:39.500	20.874	41.598	37.028	275.5	48:55.084					
18	1	1:39.100	20.197	42.265	36.638	295.1	50:02.398	16	1	21:09.225 B	22.212	41.380	...	275.5	1:10:04.309					
19	1	4:23.175 B	20.619	53.278	3:09.278	291.1	54:25.573	17	1	3:36.435	2:13.107	45.833	37.495	181.2	1:13:40.744					
20	2	2:20.301	58.990	43.813	37.498	192.9	56:45.874	18	1	1:39.709	21.031	41.588	37.090	273.4	1:15:20.453					
21	2	1:40.819	21.440	41.282	38.097	251.7	58:26.693	19	1	4:43.854 B	20.787	43.503	3:39.564	275.5	1:20:04.307					
22	2	1:39.461	22.091	40.663	36.707	228.3	1:00:06.154	20	2	2:07.921	40.536	47.236	40.149	154.9	1:22:12.228					
23	2	1:42.304	22.086	43.608	36.610	284.2	1:01:48.458	21	2	1:44.869	22.658	44.165	38.046	248.8	1:23:57.097					
24	2	1:36.018	20.423	39.946	35.649	295.9	1:03:24.476													
25	2	9:44.694 B	20.138	52.174	8:32.382	295.9	1:13:09.170													
26	2	1:58.242	36.933	45.266	36.043	207.3	1:15:07.412													
27	2	1:39.412	21.019	40.720	37.673	276.2	1:16:46.824													
28	2	1:36.179	20.258	39.818	36.103	295.1	1:18:23.003													
29	2	8:23.677 B	21.004	39.659	7:23.014	295.1	1:26:46.680													
13 Rebellion Racing 1.Andrea Belicchi 2.Jean-Christophe Boullion Lola B10/60 Coupe - Toyota LM P1																				
1	1	9:59.447 B	2:06.283	48.845	7:04.319	174.2	9:59.447	1	1	7:26.529 B	55.776	44.187	5:46.566	200.0	7:26.529					
2	1	2:03.347	41.061	44.307	37.979	163.6	12:02.794	2	1	2:08.977	47.469	42.743	38.765	201.1	9:35.506					
3	1	1:45.096	21.693	43.136	40.267	272.7	13:47.890	3	1	1:44.303	22.896	42.614	38.793	197.1	11:19.809					
15 Oak Racing 1.Pierre Ragues 2.Guillaume Moreau Oak Pescarolo - Judd LM P1																				
1	1	7:07.854 B	37.418	48.455	5:41.981	163.9	7:07.854	1	1	7:07.854 B	37.418	48.455	5:41.981	163.9	7:07.854					
2	2	2:17.372	54.297	44.761	38.314	191.8	9:25.226	2	2	2:17.372	54.297	44.761	38.314	191.8	9:25.226					
3	2	1:45.843	23.615	44.376	37.852	219.1	11:11.069	3	2	1:45.843	23.615	44.376	37.852	219.1	11:11.069					
4	2	1:47.202	21.780	44.688	40.734	248.8	12:58.271	4	2	1:47.202	21.780	44.688	40.734	248.8	12:58.271					
5	2	1:42.476	21.742	43.506	37.228	257.1	14:40.747	5	2	1:42.476	21.742	43.506	37.228	257.1	14:40.747					
6	2	1:42.563	22.087	43.076	37.400	270.0	16:23.310	6	2	1:42.563	22.087	43.076	37.400	270.0	16:23.310					
7	2	1:41.519	21.364	43.091	37.064	272.7	18:04.829	7	2	1:41.519	21.364	43.091	37.064	272.7	18:04.829					
8	2	1:40.326	21.336	42.053	36.937	272.7	19:45.155	8	2	1:40.326	21.336	42.053	36.937	272.7	19:45.155					
9	2	1:39.931	21.838	41.270	36.823	275.5	21:25.086	9	2	1:39.931	21.838	41.270	36.823	275.5	21:25.086					
10	2	16:05.587 B	21.023	42.314	...	274.1	37:30.673	10	2	16:05.587 B	21.023	42.314	...	274.1	37:30.673					
11	2	2:03.142	39.720	45.427	37.995	192.5	39:33.815	11	2	2:03.142	39.720	45.427	37.995	192.5	39:33.815					
12	2	1:40.810	22.269	41.668	36.873	272.7	41:14.625	12	2	1:40.810	22.269	41.668	36.873	272.7	41:14.625					
13	2	1:38.514	21.166	40.852	36.496	273.4	42:53.139	13	2	1:38.514	21.166	40.852	36.496	273.4	42:53.139					
14	2	1:38.884	21.159	40.543	37.182	274.8	44:32.023	14	2	1:38.884	21.159	40.543	37.182	274.8	44:32.023					
15	2	1:37.906	20.851	40.617	36.438	274.8	46:09.929	15	2	1:37.906	20.851	40.617	36.438	274.8	46:09.929					
16	2	1:57.042	20.664	51.267	45.111	276.9	48:06.971	16	2	1:57.042	20.664	51.267	45.111	276.9	48:06.971					
17	2	7:17.034 B	20.949	41.994	6:14.091	275.5	55:24.005	17	2	7:17.034 B	20.949	41.994	6:14.091	275.5	55:24.005					
18	2	2:01.919	37.774	45.287	38.858	195.7	57:25.924	18	2	2:01.919	37.774	45.287	38.858	195.7	57:25.924					
19	2	1:37.898	21.062	40.458	36.378	272.0	59:03.822	19	2	1:37.898	21.062	40.458	36.378	272.0	59:03.822					
20	2	1:41.159	20.807	42.989	37.363	274.8	1:00:44.981	20	2	1:41.159	20.807	42.989	37.363	274.8	1:00:44.981					
21	2	1:43.851	20.805	44.114	38.932	276.9	1:02:28.832	21	2	1:43.851	20.805	44.114	38.932	276.9	1:02:28.832					
22	2	6:10.697 B	20.839	42.135	5:07.723	275.5	1:08:39.529	22	2	6:10.697 B	20.839	42.135	5:07.723	275.5	1:08:39.529					
23	1	3:21.656	1:50.735	50.405	40.516	151.3	1:12:01.185	23	1	3:21.656	1:50.735	50.405	40.516	151.3	1:12:01.185					
24	1	1:51.637	24.728	48.075	38.834	176.5	1:13:52.822	24	1	1:51.637	24.728	48.075	38.834	176.5	1:13:52.822					
25	1	1:45.555	23.096	44.096	38.363	228.3	1:15:38.377	25	1	1:45.555	23.096	44.096	38.363	228.3	1:15:38.377					
26	1	1:41.791	21.558	42.269	37.964	266.0	1:17:20.168	26	1	1:41.791	21.558	42.269	37.964	266.0	1:17:20.168					
27	1	1:41.638	21.542	42.003	38.093	273.4	1:19:01.806	27	1	1:41.638	21.542	42.003	38.093	273.4	1:19:01.806					
28	1	1:42.831	21.865	43.316	37.650	256.5	1:20:44.637	28	1	1:42.831	21.865	43.316	37.650	256.5	1:20:44.637					
29	1	1:43.717	21.340	44.438	37.939	275.5	1:22:28.354	29	1	1:43.717	21.340	44.438	37.939	275.5	1:22:28.354					
30	1	1:42.387	21.640	43.445	37.302	266.0	1:24:10.741	30	1	1:42.387	21.640	43.445	37.302	266.0	1:24:10.741					
16 Pescarolo Team 1.Emmanuel Collard 2.Christophe Tinseau 3.Julien Jousse Pescarolo - Judd LM P1																				
1	1	7:26.529 B	55.776	44.187	5:46.566	200.0	7:26.529	1	1	7:26.529 B	55.776	44.187	5:46.566	200.0	7:26.529					
2	1	2:08.977	47.469	42.743	38.765	201.1	9:35.506	2	1	2:08.977	47.469	42.743	38.765	201.1	9:35.506					
3	1	1:44.303	22.896	42.614	38.793	197.1	11:19.809	3	1	1:44.303	22.896	42.614	38.793	197.1	11:19.809					



ILMC

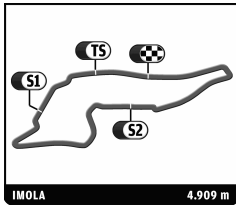
6 HOURS OF IMOLA

Free Practice 1

Sector Analysis

■ Personal Best
 ■ Session Best
 ■ Crossing the finish line in pit lane

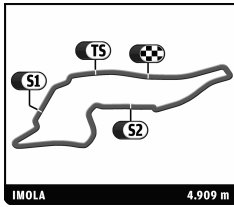
Lap	D	Time	Sector 1	Sector 2	Sector 3	T. Spd	Elapsed	Lap	D	Time	Sector 1	Sector 2	Sector 3	T. Spd	Elapsed
23 MIK Corse Zytek 09 1. Maximo Cortes 3. Giacomo Piccini LM P1 2. Ferdinando Geri															
1	3	12:35.244 B	8:48.820	49.068	2:57.356	167.7	12:35.244								
2	3	2:02.618	38.939	44.903	38.776	186.5	14:37.862								
3	3	1:42.106	22.012	42.805	37.289	264.7	16:19.968								
4	3	1:40.427	21.587	42.067	36.773	274.8	18:00.395								
5	3	1:40.468	22.295	41.327	36.846	273.4	19:40.863								
6	3	5:23.002 B	21.194	41.052	4:20.756	273.4	25:03.865								
7	3	2:03.579	37.183	42.527	43.869	198.9	27:07.444								
8	3	1:39.737	21.201	41.844	36.692	274.1	28:47.181								
9	3	1:39.536	21.402	41.485	36.649	274.8	30:26.717								
10	3	31:59.046 B	22.896	42.844	...	274.1	1:02:25.763								
11	3	4:38.635 B	39.859	43.660	3:15.116	178.8	1:07:04.398								
12	3	3:39.690	2:18.993	42.403	38.294	185.2	1:10:44.088								
13	3	1:38.593	21.177	40.756	36.660	273.4	1:12:22.681								
14	3	1:39.489	21.159	41.988	36.342	272.0	1:14:02.170								
15	3	2:00.927	21.117	56.457	43.353	274.8	1:16:03.097								
16	3	1:38.269	20.863	41.242	36.164	273.4	1:17:41.366								
17	3	6:55.061 B	20.864	41.073	5:53.124	272.7	1:24:36.427								
33 Level 5 Motorsports Lola Coupe - HPD 1. Scott Tucker 3. Joao Barbosa LM P2 2. Christophe Bouchut															
1	1	27:21.908 B	9:35.887	1:02.723	...	108.8	27:21.908								
2	1	2:07.982	39.471	47.765	40.746	179.1	29:29.890								
3	1	1:47.367	23.017	45.169	39.181	233.8	31:17.257								
4	1	1:46.970	22.675	45.329	38.966	255.3	33:04.227								
5	1	1:45.013	22.388	43.947	38.678	257.1	34:49.240								
6	1	1:43.952	22.198	43.270	38.484	256.5	36:33.192								
7	1	1:44.292	22.387	43.626	38.279	254.1	38:17.484								
8	1	1:43.433	21.877	43.297	38.259	255.9	40:00.917								
9	1	1:44.749	22.050	44.419	38.280	256.5	41:45.666								
10	1	1:44.820	22.236	43.663	38.921	255.3	43:30.486								
11	1	1:44.373	22.340	43.808	38.225	254.1	45:14.859								
12	1	9:26.305 B	22.813	44.261	8:19.231	255.9	54:41.164								
13	2	2:24.008	54.252	48.253	41.503	172.5	57:05.172								
14	2	1:45.435	22.900	44.459	38.076	231.3	58:50.607								
15	2	1:43.437	22.135	43.603	37.699	259.0	1:00:34.044								
16	2	1:42.667	21.766	42.977	37.924	260.2	1:02:16.711								
17	2	8:24.622 B	21.861	42.835	7:19.926	258.4	1:10:41.333								
18	2	3:08.749	1:44.060	46.222	38.467	162.7	1:13:50.082								
19	2	1:45.015	22.530	44.494	37.991	255.9	1:15:35.097								
20	2	1:42.073	21.708	42.597	37.768	257.8	1:17:17.170								
21	2	4:12.267 B	21.889	43.727	3:06.651	257.8	1:21:29.437								
22	3	2:07.446	38.788	47.964	40.694	186.5	1:23:36.883								
35 Oak Racing Oak Pescarolo - Judd 1. Andrea Barlesi 3. Patrice Lafargue LM P2 2. Frederic Da Rocha															
1	3	7:06.217 B	1:47.870	58.474	4:19.873	137.2	7:06.217								
2	3	2:32.661	56.492	52.471	43.698	148.8	9:38.878								
3	3	1:56.908	25.704	49.395	41.809	204.2	11:35.786								
4	3	1:54.155	23.821	48.188	42.146	231.8	13:29.941								
5	3	1:51.755	23.692	47.524	40.539	231.8	15:21.696								
6	3	5:36.369 B	23.164	48.439	4:24.766	259.0	20:58.065								
7	3	2:12.573	41.854	49.560	41.159	138.5	23:10.638								
8	3	1:52.620	23.913	48.168	40.539	242.2	25:03.258								
9	3	1:53.061	23.502	48.221	41.338	262.8	26:56.319								
10	3	1:49.549	22.718	46.823	40.008	262.8	28:45.868								
11	3	1:49.184	22.866	46.534	39.784	259.6	30:35.052								
12	3	8:39.065 B	22.635	47.571	7:28.859	262.1	39:14.117								
13	1	2:15.357	43.692	49.015	42.650	156.5	41:29.474								
14	1	1:49.462	23.735	45.990	39.737	263.4	43:18.936								
15	1	1:48.028	23.161	45.382	39.485	263.4	45:06.964								
26 Signatech Nissan Oreca 03 - Nissan 1. Franck Mailleux 3. Soheil Ayari LM P2 2. Lucas Ordoñez															
1	1	4:09.994	2:35.939	51.406	42.649	167.2	4:09.994								
2	1	5:11.811 B	27.844	53.317	3:50.650	208.1	9:21.805								
3	1	2:06.208	40.679	45.620	39.909	189.1	11:28.013								
4	1	1:45.319	22.283	44.223	38.813	235.3	13:13.332								
5	1	1:45.754	21.966	44.990	38.798	264.7	14:59.086								
6	1	1:44.145	21.630	43.458	39.057	264.1	16:43.231								
7	1	1:44.317	21.879	44.063	38.375	263.4	18:27.548								
8	1	13:48.822 B	21.908	43.688	...	262.1	32:16.370								
9	1	2:07.199	38.083	44.397	44.719	188.5	34:23.569								
10	1	1:42.807	21.962	42.808	38.037	262.1	36:06.376								
11	1	1:42.076	21.612	42.443	38.021	262.8	37:48.452								
12	1	1:44.398	22.089	44.158	38.151	262.8	39:32.850								



ILMC 6 HOURS OF IMOLA Free Practice 1

Sector Analysis

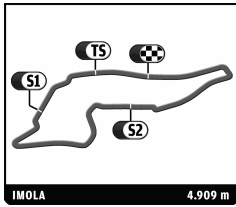
Lap	D	Time	Sector 1	Sector 2	Sector 3	T. Spd	Elapsed	Lap	D	Time	Sector 1	Sector 2	Sector 3	T. Spd	Elapsed
16	1	1:45.952	22.642	44.120	39.190	266.7	46:52.916	21	2	1:44.149	22.094	42.883	39.172	257.1	1:20:57.403
17	1	1:44.956	21.846	44.042	39.068	264.7	48:37.872	22	2	1:43.530	21.843	43.003	38.684	257.8	1:22:40.933
18	1	5:40.241 B	21.590	44.860	4:33.791	268.0	54:18.113	23	2	1:45.004	21.712	45.168	38.124	257.1	1:24:25.937
19	1	2:21.237	56.244	45.907	39.086	160.2	56:39.350	40 Race Performance							
20	1	1:46.388	22.660	44.542	39.186	266.7	58:25.738	1.Michel Frey 3.Marc Rostan 2.Ralph Meichtry							
21	1	1:44.399	21.755	43.832	38.812	264.7	1:00:10.137	Oreca 03 - Judd LM P2							
22	1	1:49.432	21.583	45.390	42.459	268.0	1:01:59.569	1	1	15:28.899 B	...	1:04.652	4:19.025	122.9	15:28.899
23	1	6:34.589 B	22.228	46.292	5:26.069	261.5	1:08:34.158	2	1	2:14.749	41.750	52.907	40.092	176.5	17:43.648
24	2	5:35.890	3:36.841	1:07.357	51.692	130.8	1:14:10.048	3	1	1:43.306	21.696	43.210	38.400	267.3	19:26.954
25	2	1:58.562	30.700	47.276	40.586	152.1	1:16:08.610	4	1	1:43.956	21.313	43.967	38.676	268.0	21:10.910
26	2	1:49.280	22.798	46.690	39.792	263.4	1:17:57.890	5	1	1:42.323	21.554	42.788	37.981	266.0	22:53.233
27	2	1:50.516	23.042	47.438	40.036	264.1	1:19:48.406	6	1	1:42.916	21.673	43.232	38.011	267.3	24:36.149
28	2	1:48.261	22.925	46.074	39.262	265.4	1:21:36.667	7	1	37:04.623 B	21.563	42.829	...	268.0	1:01:40.772
29	2	1:47.354	22.527	45.788	39.039	266.0	1:23:24.021	8	3	4:49.558 B	46.972	47.730	3:14.856	108.3	1:06:30.330
36 RML								HPD ARX -01d LM P2							
1.Tommy Erdos 3.Ben Collins								2.Mike Newton							
1	1	8:16.955 B	2:27.921	56.078	4:52.956	149.0	8:16.955	9	3	4:33.063	2:59.254	53.884	39.925	133.8	1:11:03.393
2	1	2:19.235	48.798	48.717	41.720	177.9	10:36.190	10	3	6:37.346 B	1:47.706	52.866	3:56.774	264.7	1:17:40.739
3	1	1:48.134	22.862	45.748	39.524	257.1	12:24.324	11	3	2:05.910	39.197	48.000	38.713	175.6	1:19:46.649
4	1	1:46.301	22.451	44.832	39.018	261.5	14:10.625	12	3	1:44.170	22.285	44.000	37.885	258.4	1:21:30.819
5	1	1:45.264	22.075	43.991	39.198	261.5	15:55.889	13	3	1:44.664	21.765	44.356	38.543	262.8	1:23:15.483
6	1	19:18.865 B	22.333	46.111	...	260.9	35:14.754	14	3	1:43.686	22.072	43.775	37.839	265.4	1:24:59.169
7	1	2:06.198	40.346	46.572	39.280	152.5	37:20.952	41 Greaves Motorsport							
8	1	1:43.993	21.943	43.509	38.541	260.2	39:04.945	1.Karim Ojeh 3.Tom Kimber-Smith 2.Olivier Lombard							
9	1	1:45.884	22.086	44.314	39.484	262.1	40:50.829	1	3	2:27.698 B	35.880	50.056	1:01.762	151.5	2:27.698
10	1	1:49.044	23.825	46.537	38.682	261.5	42:39.873	2	3	6:54.066	5:23.881	47.712	42.473	184.6	9:21.764
11	1	28:00.008 B	22.994	44.504	...	217.3	1:10:39.881	3	3	1:50.740	23.767	46.933	40.400	251.2	11:12.504
12	2	3:20.678	1:46.468	51.435	42.775	149.4	1:14:00.559	4	3	1:47.357	22.447	45.133	39.777	262.1	12:59.861
13	2	1:56.261	25.398	48.869	41.994	202.6	1:15:56.820	5	3	1:46.547	22.607	44.792	39.148	259.6	14:46.408
14	2	1:52.385	23.466	48.443	40.476	244.9	1:17:49.205	6	3	1:44.202	22.294	43.429	38.479	267.3	16:30.610
15	2	1:49.596	23.172	45.807	40.617	252.3	1:19:38.801	7	3	1:44.277	22.101	43.514	38.662	268.0	18:14.887
16	2	1:49.135	23.063	45.907	40.165	255.9	1:21:27.936	8	3	1:45.802	21.746	43.596	40.460	264.1	20:00.689
17	2	1:49.630	22.886	46.088	40.656	257.1	1:23:17.566	9	3	1:42.824	22.052	42.518	38.254	264.7	21:43.513
39 Pecom Racing								Lola B11/40 - Judd LM P2							
1.Luis Perez-Companc 3.Pierre Kaffer								2.Matias Russo							
1	3	11:56.891 B	2:20.190	49.492	8:47.209	158.8	11:56.891	10	3	2:03.620 B	22.237	43.954	57.429	264.7	23:47.133
2	3	2:02.443	39.534	44.494	38.415	187.5	13:59.334	11	3	12:23.632	...	45.720	39.236	184.0	36:10.765
3	3	1:43.187	22.048	42.350	38.789	256.5	15:42.521	12	3	1:43.685	22.216	43.024	38.445	255.9	37:54.450
4	3	1:42.267	21.733	42.642	37.892	258.4	17:24.788	13	3	1:43.572	21.915	43.684	37.973	260.2	39:38.022
5	3	1:42.063	21.573	42.753	37.737	256.5	19:06.851	14	3	1:43.505	22.512	42.805	38.188	262.8	41:21.527
6	3	1:40.663	21.475	41.505	37.683	255.9	20:47.514	15	3	1:41.592	21.944	41.860	37.788	260.2	43:03.119
7	3	9:48.065 B	22.245	45.906	8:39.914	257.1	30:35.579	16	3	1:41.345	21.822	41.761	37.762	260.9	44:44.464
8	3	2:01.345	38.038	44.188	39.119	179.7	32:36.924	17	3	2:00.176 B	21.947	42.492	55.737	262.1	46:44.640
9	3	1:41.719	21.652	42.030	38.037	256.5	34:18.643	18	2	9:30.835	8:04.261	46.595	39.979	170.3	56:15.475
10	3	1:40.569	21.797	41.513	37.259	257.1	35:59.212	19	2	1:47.260	22.907	44.150	40.203	255.9	58:02.735
11	3	12:52.528 B	21.526	41.262	...	255.3	48:51.740	20	2	1:46.878	23.192	44.144	39.542	260.9	59:49.613
12	1	6:24.967 B	44.783	56.265	4:43.919	172.2	55:16.707	21	2	1:45.305	22.016	44.519	38.770	266.0	1:01:34.918
13	1	2:10.855	44.394	45.636	40.825	183.1	57:27.562	22	2	1:42.770	22.151	42.471	38.148	262.1	1:03:17.688
14	1	1:45.027	22.495	43.766	38.766	255.3	59:12.589	23	2	2:30.224 B	22.371	56.218	1:11.635	262.8	1:05:47.912
15	1	1:43.689	22.030	42.981	38.678	257.8	1:00:56.278	24	1	7:24.280	5:58.005	46.382	39.893	149.8	1:13:12.192
16	1	1:48.242	22.293	47.058	38.891	254.1	1:02:44.520	25	1	1:48.998	22.976	46.739	39.283	258.4	1:15:01.190
17	1	10:48.836 B	23.638	44.411	9:40.787	254.7	1:13:33.356	26	1	1:45.295	22.386	44.126	38.783	259.6	1:16:46.485
18	2	2:08.817	43.088	46.354	39.375	143.0	1:15:42.173	27	1	1:44.701	22.542	43.652	38.507	259.6	1:18:31.186
19	2	1:47.116	22.836	44.594	39.686	247.1	1:17:29.289	28	1	1:44.937	22.482	43.523	38.932	260.9	1:20:16.123
20	2	1:43.965	22.032	43.674	38.259	257.1	1:19:13.254	29	1	1:46.419	22.640	45.298	38.481	262.1	1:22:02.542
								30 1 1:44.104 22.628 43.223 38.253 259.6 1:23:46.646							
								31 1 2:13.079 B 22.173 45.446 1:05.460 260.9 1:25:59.725							



ILMC 6 HOURS OF IMOLA Free Practice 1

Sector Analysis

Personal Best								Session Best		B Crossing the finish line in pit lane					
Lap	D	Time	Sector 1	Sector 2	Sector 3	T. Spd	Elapsed	Lap	D	Time	Sector 1	Sector 2	Sector 3	T. Spd	Elapsed
42	Strakka Racing 1.Nick Leventis 2.Danny Watts		3.Jonny Kane			HPD ARX -01d LM P2									
1	2	8:44.537 B	1:01.058	47.434	6:56.045	170.6	8:44.537	3	1	2:21.329	47.573	51.312	42.444	144.4	20:00.633
2	2	2:19.579	52.760	46.183	40.636	177.3	11:04.116	4	1	1:50.848	23.391	46.572	40.885	248.3	21:51.481
3	2	10:18.055 B	22.722	51.220	9:04.113	246.6	21:22.171	5	1	1:48.964	22.807	46.058	40.099	255.3	23:40.445
4	2	2:00.688	38.074	43.910	38.704	184.3	23:22.859	6	1	1:48.139	22.543	45.812	39.784	262.1	25:28.584
5	2	1:41.683	21.533	42.148	38.002	262.1	25:04.542	7	1	2:07.926 B	22.436	44.741	1:00.749	264.1	27:36.510
6	2	6:17.489 B	23.108	47.617	5:06.764	264.7	31:22.031	8	1	11:06.177 B					38:42.687
7	2	2:02.781	38.325	43.137	41.319	177.0	33:24.812	9	1	2:29.792	1:02.042	47.784	39.966	158.6	41:12.479
8	2	1:42.982	21.575	42.890	38.517	260.9	35:07.794	10	1	1:46.161	22.706	44.114	39.341	261.5	42:58.640
9	2	1:43.840	22.205	43.056	38.579	260.9	36:51.634	11	1	1:44.961	22.251	43.672	39.038	260.9	44:43.601
10	2	1:42.961	21.522	42.181	39.258	258.4	38:34.595	12	1	1:43.547	22.028	42.979	38.540	260.9	46:27.148
11	2	1:42.113	21.739	42.351	38.023	260.2	40:16.708	13	1	10:25.491 B	21.880	44.211	9:19.400	263.4	56:52.639
12	2	19:07.006 B	21.625	46.439	...	260.9	59:23.714	14	1	2:03.940	40.107	44.876	38.957	164.1	58:56.579
13	2	2:02.059	38.312	44.291	39.456	181.8	1:01:25.773	15	1	1:44.168	21.942	43.194	39.032	262.8	1:00:40.747
14	2	1:42.739	21.662	41.869	39.208	260.2	1:03:08.512	16	1	1:48.008	22.071	46.453	39.484	264.7	1:02:28.755
15	2	5:58.543 B	21.667	52.798	4:44.078	259.6	1:09:07.055	17	1	10:20.018 B	22.592	43.399	9:14.027	248.8	1:12:48.773
16	1	4:12.981	2:42.159	49.388	41.434	164.6	1:13:20.036	18	2	2:31.405	55.108	52.618	43.679	123.6	1:15:20.178
17	1	1:52.856	24.846	47.545	40.465	202.2	1:15:12.892	19	2	1:52.799	24.534	46.823	41.442	225.0	1:17:12.977
18	1	1:50.820	22.920	47.565	40.335	260.9	1:17:03.712	20	2	1:51.006	24.018	45.748	41.240	206.9	1:19:03.983
19	1	1:47.951	22.831	45.695	39.425	259.6	1:18:51.663	21	2	1:48.550	23.331	45.454	39.765	238.4	1:20:52.533
20	1	1:48.726	22.859	45.945	39.922	260.2	1:20:40.389	22	2	1:57.268	25.735	51.307	40.226	201.1	1:22:49.801
21	1	1:47.904	22.485	45.630	39.789	261.5	1:22:28.293	23	2	1:49.646	23.423	46.550	39.673	242.2	1:24:39.447
22	1	1:48.113	22.964	45.230	39.919	259.0	1:24:16.406								
43	RLR Msport 1.Barry Gates 2.Rob Garofall		3.Simon Phillips			MG Lola EX265 - Judd LM P2									
1	1	3:17.440	1:47.250	50.404	39.786	161.9	3:17.440	5	1	6:45.829 B	21.961	44.288	5:39.580	262.1	20:25.389
2	1	4:14.660 B	23.338	45.949	3:05.373	254.7	7:32.100	6	1	2:09.778	43.648	47.410	38.720	143.8	22:35.167
3	1	2:10.930	45.733	46.598	38.599	185.2	9:43.030	7	1	1:41.448	21.726	42.051	37.671	259.0	24:16.615
4	1	1:48.183	22.597	45.984	39.602	255.9	11:31.213	8	1	1:41.137	21.392	41.933	37.812	262.1	25:57.752
5	1	1:45.415	22.759	44.025	38.631	255.3	13:16.628	9	1	1:42.630	21.532	42.659	38.439	262.8	27:40.382
6	1	3:35.402 B	22.339	44.787	2:28.276	258.4	16:52.030	10	1	1:42.756	21.683	43.517	37.556	262.1	29:23.138
7	2	2:01.870	37.740	44.935	39.195	188.2	18:53.900	11	1	6:28.752 B	21.470	47.010	5:20.272	263.4	35:51.890
8	2	1:46.415	22.339	44.124	39.952	257.1	20:40.315	12	1	2:03.130	39.283	44.344	39.503	154.7	37:55.020
9	2	1:43.995	22.197	43.366	38.432	255.3	22:24.310	13	1	1:43.718	21.696	43.609	38.413	263.4	39:38.738
10	2	1:44.073	22.053	43.428	38.592	256.5	24:08.383	14	1	1:45.362	22.041	44.433	38.888	263.4	41:24.100
11	2	1:43.917	22.157	43.582	38.178	256.5	25:52.300	15	1	6:08.218 B	21.440	41.686	5:05.092	260.9	47:32.318
12	2	6:43.620 B	21.936	43.041	5:38.643	255.9	32:35.920	16	1	1:59.427	38.848	42.359	38.220	168.0	49:31.745
13	2	1:59.610	37.448	43.713	38.449	192.2	34:35.530	17	1	6:01.183 B	21.422	43.345	4:56.416	260.2	55:32.928
14	2	1:42.804	22.056	42.911	37.837	256.5	36:18.334	18	1	2:00.547	38.438	43.732	38.377	176.5	57:33.475
15	2	1:43.551	22.044	42.618	38.889	256.5	38:01.885	19	1	1:43.845	21.235	44.765	37.845	261.5	59:17.320
16	2	1:44.361	22.694	42.903	38.764	248.8	39:46.246	20	1	1:39.795	20.952	41.403	37.440	262.1	1:00:57.115
17	2	5:25.638 B	22.234	43.127	4:20.277	257.1	45:11.884	21	1	7:22.506 B	21.794	45.230	6:15.482	266.0	1:08:19.621
18	2	1:58.071	36.884	42.739	38.448	192.2	47:09.955	22	2	6:48.661 B	1:23.568	49.850	4:35.243	160.7	1:15:08.282
19	2	1:45.087	22.878	44.112	38.097	255.9	48:55.042	23	2	2:04.863	37.878	46.836	40.149	186.9	1:17:13.145
20	2	5:25.109 B	22.469	42.918	4:19.722	255.9	54:20.151	24	2	1:45.555	22.287	44.894	38.374	253.5	1:18:58.700
21	1	2:19.527	55.550	44.911	39.066	183.1	56:39.678	25	2	1:44.362	21.721	43.950	38.691	262.8	1:20:43.062
22	1	1:48.239	23.352	44.474	40.413	256.5	58:27.917	26	2	1:46.664	22.299	45.202	39.163	264.1	1:22:29.726
23	1	12:26.335 B	24.906	44.028	...	254.1	1:10:54.252	27	2	1:45.220	22.797	43.976	38.447	264.1	1:24:14.946
24	1	3:17.136	1:37.678	57.051	42.407	104.0	1:14:11.388								
44	Extreme Limite AM Paris 1.Fabien Rosier 2.Maurice Basso					Norma M200P - Judd LM P2									
1	1	10:30.730 B					10:30.730								
2	1	7:08.574 B	48.839	57.556	5:22.179	136.4	17:39.304								
45	Boutsen Energy Racing 1.Dominik Kraihamer 2.Nicolas De Crem					Oreca 03 - Nissan LM P2									
1	1	7:57.217 B	3:39.882	53.504	3:23.831	137.2	7:57.217	5	1	6:45.829 B	21.961	44.288	5:39.580	262.1	20:25.389
2	1	2:09.380	41.860	47.361	40.159	163.6	10:06.597	6	1	2:09.778	43.648	47.410	38.720	143.8	22:35.167
3	1	1:47.349	22.898	44.588	39.863	238.4	11:53.946	7	1	1:41.448	21.726	42.051	37.671	259.0	24:16.615
4	1	1:45.614	22.905	44.172	38.537	242.7	13:39.560	8	1	1:41.137	21.392	41.933	37.812	262.1	25:57.752
5	1	6:45.829 B	21.961	44.288	5:39.580	262.1	20:25.389	9	1	1:42.630	21.532	42.659	38.439	262.8	27:40.382
6	1	2:09.778	43.648	47.410	38.720	143.8	22:35.167	10	1	1:42.756	21.683	43.517	37.556	262.1	29:23.138
7	1	1:41.448	21.726	42.051	37.671	259.0	24:16.615	11	1	6:28.752 B	21.470	47.010	5:20.272	263.4	35:51.890
8	1	1:41.137	21.392	41.933	37.812	262.1	25:57.752	12	1	2:03.130	39.283	44.344	39.503	154.7	37:55.020
9	1	1:42.630	21.532	42.659	38.439	262.8	27:40.382	13	1	1:43.718	21.696	43.609	38.413	263.4	39:38.738
10	1	1:42.756	21.683	43.517	37.556	262.1	29:23.138	14	1	1:45.362	22.041	44.433	38.888	263.4	41:24.100
11	1	6:28.752 B	21.470	47.010	5:20.272	263.4	35:51.890	15	1	6:08.218 B	21.440	41.686	5:05.092	260.9	47:32.318
12	1	2:03.130	39.283	44.344	39.503	154.7	37:55.020	16	1	1:59.427	38.848	42.359	38.220	168.0	49:31.745
13	1	1:43.718	21.696	43.609	38.413	263.4	39:38.738	17	1	6:01.183 B	21.422	43.345	4:56.416	260.2	55:32.928
14	1	1:45.362	22.041	44.433	38.888	263.4	41:24.100	18	1	2:00.547	38.438	43.732	38.377	176.5	57:33.475
15	1	6:08.218 B	21.440	41.686	5:05.092	260.9	47:32.318	19	1	1:43.845	21.235	44.765	37.845	261.5	59:17.320
16	1	1:59.427	38.848	42.359	38.220	168.0	49:31.745	20	1	1:39.795	20.952	41.403	37.440	262.1	1:00:57.115
17	1	6:01.183 B	21.422	43.345	4:56.416	260.2	55:32.928	21	1	7:22.506 B	21.794	45.230	6:15.482	266.0	1:08:19.621
18	1	2:00.547	38.438	43.732	38.377	176.5	57:33.475	22	2	6:48.661 B	1:23.568	49.850	4:35.243	160.7	1:15:08.282
19	1	1:43.845	21.235	44.765	37.845	261.5									



ILMC 6 HOURS OF IMOLA Free Practice 1 Sector Analysis

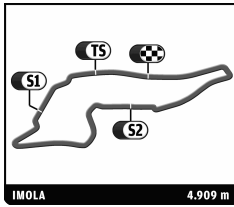
■ Personal Best
 ■ Session Best
 ■ Crossing the finish line in pit lane

Lap	D	Time	Sector 1	Sector 2	Sector 3	T. Spd	Elapsed	Lap	D	Time	Sector 1	Sector 2	Sector 3	T. Spd	Elapsed
4	2	1:45.705	22.368	44.737	38.600	262.8	11:56.917	29	1	1:44.211	21.985	44.085	38.141	268.7	1:22:51.096
5	2	1:48.514	22.073	46.806	39.635	263.4	13:45.431	30	1	1:44.504	22.504	44.214	37.786	270.0	1:24:35.600
6	2	4:01.329 B	22.031	43.887	2:55.411	262.8	17:46.760	<div style="border: 1px solid black; padding: 5px;"> 50 Larbre Competition 1. Patrick Bornhauser 2. Julien Canal 3. Gabriele Gardel Corvette C6-ZR1 LM GTE Am </div>							
7	2	2:05.549	39.455	46.818	39.276	190.1	19:52.309								
8	2	1:44.415	21.837	44.029	38.549	262.8	21:36.724								
9	2	1:43.535	21.841	43.346	38.348	261.5	23:20.259								
10	2	1:43.990	21.640	43.313	39.037	263.4	25:04.249								
11	2	1:47.658	23.175	46.589	37.894	262.1	26:51.907								
12	2	1:42.676	21.383	43.073	38.220	264.1	28:34.583								
13	2	5:09.198 B	21.712	43.080	4:04.406	264.1	33:43.781								
14	3	2:02.399	37.623	44.842	39.934	190.8	35:46.180								
15	3	1:44.535	22.250	43.800	38.485	261.5	37:30.715								
16	3	1:44.003	21.599	43.876	38.528	263.4	39:14.718								
17	3	1:42.712	21.643	42.653	38.416	264.1	40:57.430								
18	3	1:42.481	21.385	42.861	38.235	264.1	42:39.911								
19	3	3:19.647 B	22.516	43.144	2:13.987	263.4	45:59.558								
20	3	1:59.958	37.335	43.711	38.912	190.1	47:59.516								
21	3	1:40.501	21.891	41.316	37.294	267.3	49:40.017								
22	3	4:30.669 B	21.254	45.125	3:24.290	266.7	54:10.686								
23	3	2:13.193	51.379	43.775	38.039	187.5	56:23.879								
24	3	1:40.627	21.113	42.026	37.488	264.1	58:04.506								
25	3	1:44.313	21.532	44.214	38.567	267.3	59:48.819								
26	3	18:14.442 B	21.687	48.096	...	266.0	1:18:03.261								
27	1	2:09.476	43.560	46.653	39.263	159.5	1:20:12.737								
28	1	1:43.854	22.818	43.023	38.013	259.6	1:21:56.591								
29	1	1:42.592	21.505	43.348	37.739	263.4	1:23:39.183								

Lap	D	Time	Sector 1	Sector 2	Sector 3	T. Spd	Elapsed
1	1	8:14.963 B	1:37.264	52.855	5:44.844	163.1	8:14.963
2	1	2:18.255	45.590	51.527	41.138	187.5	10:33.218
3	1	1:48.339	23.297	45.822	39.220	238.9	12:21.557
4	1	1:47.202	22.995	45.569	38.638	247.7	14:08.759
5	1	1:45.369	22.167	44.206	38.996	266.7	15:54.128
6	1	1:50.508	22.399	47.568	40.541	267.3	17:44.636
7	1	1:43.870	22.244	43.717	37.909	268.0	19:28.506
8	1	1:45.714	22.945	44.579	38.190	266.7	21:14.220
9	1	6:52.455 B	24.129	45.901	5:42.425	236.8	28:06.675
10	2	2:14.751	41.781	51.298	41.672	177.3	30:21.426
11	2	1:47.606	23.152	45.368	39.086	248.8	32:09.032
12	2	1:44.369	22.209	43.962	38.198	266.0	33:53.401
13	2	1:43.793	21.929	43.490	38.374	267.3	35:37.194
14	2	1:46.640	23.111	44.837	38.692	258.4	37:23.834
15	2	1:42.061	21.563	42.679	37.819	265.4	39:05.895
16	2	8:42.579 B	21.388	44.511	7:36.680	268.7	47:48.474
17	2	2:04.639	38.806	46.290	39.543	183.7	49:53.113
18	2	5:03.034 B	24.497	47.230	3:51.307	238.4	54:56.147
19	2	2:21.817	59.665	44.055	38.097	105.4	57:17.964
20	2	1:41.360	21.405	42.419	37.536	268.7	58:59.324
21	2	1:41.381	21.196	42.340	37.845	270.7	1:00:40.705
22	2	1:41.932	21.134	42.807	37.991	274.1	1:02:22.637
23	2	7:50.664 B	22.967	45.392	6:42.305	254.7	1:10:13.301
24	1	3:45.938	2:07.384	55.046	43.508	150.8	1:13:59.239
25	1	1:53.380	25.732	48.364	39.284	234.8	1:15:52.619
26	1	1:44.723	22.135	44.628	37.960	268.7	1:17:37.342
27	1	1:45.516	22.243	43.711	39.562	268.7	1:19:22.858
28	1	1:44.027	22.380	43.426	38.221	261.5	1:21:06.885

Lap	D	Time	Sector 1	Sector 2	Sector 3	T. Spd	Elapsed
1	3	4:29.146 B	2:08.513	1:04.847	1:15.786	113.6	4:29.146
2	2	6:37.947	4:47.726	1:01.164	49.057	141.5	11:07.093
3	2	1:59.293	25.951	50.608	42.734	207.3	13:06.386
4	2	1:55.938	24.695	50.122	41.121	224.5	15:02.324
5	2	1:52.873	23.640	48.983	40.250	248.3	16:55.197
6	2	1:50.046	23.009	46.846	40.191	252.9	18:45.243
7	2	2:15.104 B	23.270	46.780	1:05.054	255.3	21:00.347
8	2	7:06.419	5:35.701	49.718	41.000	180.3	28:06.766
9	2	1:52.611	23.271	48.823	40.517	255.3	29:59.377
10	2	1:53.341	23.141	47.965	42.235	254.1	31:52.718
11	2	1:50.140	23.152	46.885	40.103	255.3	33:42.858
12	2	1:49.342	23.070	46.481	39.791	254.7	35:32.200
13	2	2:13.907 B	25.662	47.382	1:00.863	247.1	37:46.107
14	2	4:40.852	3:02.737	53.637	44.478	168.7	42:26.959
15	2	1:59.173	25.251	50.976	42.946	221.8	44:26.132
16	2	1:55.314	24.318	49.436	41.560	235.8	46:21.446
17	2	1:53.418	23.703	48.199	41.516	255.3	48:14.864
18	2	1:54.209	24.119	49.113	40.977	237.9	50:09.073
19	2	2:26.508 B	27.891	50.678	1:07.939	184.0	52:35.581
20	1	6:24.280	4:51.924	50.217	42.139	160.0	58:59.861
21	1	1:54.495	23.980	48.927	41.588	250.6	1:00:54.356
22	1	1:52.702	23.543	47.654	41.505	250.0	1:02:47.058
23	1	2:48.610 B	23.446	47.718	1:37.446	254.1	1:05:35.668
24	3	7:44.105	6:12.146	50.166	41.793	165.1	1:13:19.773
25	3	1:53.241	24.282	47.589	41.370	229.8	1:15:13.014
26	3	1:53.604	23.399	48.313	41.892	246.0	1:17:06.618
27	3	1:50.246	23.427	46.598	40.221	253.5	1:18:56.864
28	3	1:51.166	23.265	46.992	40.909	256.5	1:20:48.030
29	3	2:13.299 B	23.971	47.026	1:02.302	230.8	1:23:01.329

Lap	D	Time	Sector 1	Sector 2	Sector 3	T. Spd	Elapsed
1	1	8:42.924 B	1:51.689	54.619	5:56.616	160.0	8:42.924
2	1	2:19.252	49.657	47.390	42.205	173.9	11:02.176
3	1	1:49.596	23.165	46.184	40.247	249.4	12:51.772
4	1	1:48.893	23.097	45.732	40.064	250.0	14:40.665
5	1	1:49.155	23.605	45.429	40.121	244.9	16:29.820
6	1	1:47.471	22.619	45.139	39.713	252.3	18:17.291
7	1	1:46.736	22.423	44.756	39.557	252.9	20:04.027
8	1	6:26.164 B	22.788	45.446	5:17.930	254.1	26:30.191
9	1	2:04.848	38.315	45.877	40.656	178.2	28:35.039
10	1	1:47.484	22.913	44.851	39.720	252.9	30:22.523
11	1	6:14.598 B	22.483	46.340	5:05.775	254.7	36:37.121
12	1	2:05.490	39.816	46.195	39.479	177.0	38:42.611
13	1	1:46.028	22.473	44.271	39.284	254.1	40:28.639
14	1	1:53.255	25.451	47.473	40.331	255.3	42:21.894
15	1	1:46.397	22.422	44.536	39.439	253.5	44:08.291
16	1	1:49.998	23.053	46.935	40.010	251.7	45:58.289
17	1	1:46.669	22.440	44.605	39.624	253.5	47:44.958
18	1	7:48.778 B	24.447	46.681	6:37.650	255.9	55:33.736
19	1	2:09.356	41.633	47.428	40.295	175.3	57:43.092
20	1	1:48.149	23.296	45.005	39.848	249.4	59:31.241



ILMC

6 HOURS OF IMOLA

Free Practice 1

Sector Analysis

■ Personal Best
 ■ Session Best
 ■ B Crossing the finish line in pit lane

Lap	D	Time	Sector 1	Sector 2	Sector 3	T. Spd	Elapsed
21	1	1:47.216	22.594	44.871	39.751	251.2	1:01:18.457
22	1	8:14.144 B	24.236	46.004	7:03.904	251.2	1:09:32.601
23	1	4:03.797	2:36.285	46.728	40.784	129.3	1:13:36.398
24	1	1:47.996	22.911	45.268	39.817	249.4	1:15:24.394
25	1	2:00.320	23.287	46.844	50.189	236.3	1:17:24.714
26	1	1:46.883	22.673	44.793	39.417	250.0	1:19:11.597
27	1	1:48.401	22.761	45.774	39.866	250.0	1:20:59.998
28	1	1:47.259	22.633	45.101	39.525	251.7	1:22:47.257
29	1	1:46.762	22.670	44.699	39.393	251.2	1:24:34.019

55 **BMW Motorsport** BMW M3 LM GTE Pro
 1. Augusto Farfus
 2. Jorg Muller

1	1	2:57.156	1:18.978	52.088	46.090	139.9	2:57.156
2	1	2:28.632 B	27.172	51.322	1:10.138	190.1	5:25.788
3	1	3:44.315	2:11.246	49.340	43.729	158.8	9:10.103
4	1	1:52.865	24.136	47.006	41.723	212.2	11:02.968
5	1	1:49.519	23.000	45.865	40.654	248.3	12:52.487
6	1	1:50.260	22.949	47.053	40.258	241.6	14:42.747
7	1	8:02.857 B	23.508	51.609	6:47.740	257.1	22:45.604
8	1	2:06.384	39.581	46.526	40.277	177.9	24:51.988
9	1	1:47.884	22.840	45.124	39.920	255.9	26:39.872
10	1	1:47.044	22.742	44.822	39.480	256.5	28:26.916
11	1	1:48.389	22.784	45.586	40.019	256.5	30:15.305
12	1	2:46.566 B	22.451	44.534	1:39.581	257.1	33:01.871
13	1	2:04.284	37.509	47.023	39.752	178.8	35:06.155
14	1	1:47.938	22.761	45.686	39.491	255.3	36:54.093
15	1	1:46.945	22.555	45.016	39.374	255.9	38:41.038
16	1	1:47.091	22.421	44.788	39.882	255.9	40:28.129
17	1	16:00.705 B	22.575	45.997	...	255.3	56:28.834
18	2	2:06.540	38.823	46.585	41.132	175.0	58:35.374
19	2	1:49.009	22.831	46.378	39.800	255.9	1:00:24.383
20	2	1:47.995	22.640	45.383	39.972	258.4	1:02:12.378
21	2	11:00.536 B	23.570	46.545	9:50.421	257.1	1:13:12.914
22	2	2:10.105	38.611	46.950	44.544	179.1	1:15:23.019
23	2	1:49.194	23.680	46.018	39.496	251.2	1:17:12.213
24	2	1:48.369	22.872	45.693	39.804	258.4	1:19:00.582
25	2	1:47.591	22.531	44.949	40.111	258.4	1:20:48.173
26	2	1:47.847	22.565	45.229	40.053	257.8	1:22:36.020
27	2	1:48.495	23.042	45.940	39.513	258.4	1:24:24.515

56 **BMW Motorsport** BMW M3 LM GTE Pro
 1. Dirk Werner
 2. Pedro Lamy

1	1	4:07.342	2:24.922	57.021	45.399	155.6	4:07.342
2	1	2:28.939 B	29.687	53.496	1:05.756	183.1	6:36.281
3	1	2:45.562	1:12.495	50.110	42.957	172.2	9:21.843
4	1	1:57.090	25.165	50.308	41.617	195.3	11:18.933
5	1	1:52.546	24.096	47.540	40.910	226.4	13:11.479
6	1	1:51.275	23.224	47.305	40.746	244.3	15:02.754
7	1	1:49.418	23.134	46.330	39.954	244.3	16:52.172
8	1	1:49.353	22.958	45.489	40.906	252.9	18:41.525
9	1	9:21.134 B	23.589	48.595	8:08.950	252.9	28:02.659
10	1	2:07.260	39.043	47.491	40.726	177.3	30:09.919
11	1	1:48.360	23.118	45.446	39.796	252.3	31:58.279
12	1	1:47.306	22.844	44.896	39.566	255.9	33:45.585
13	1	1:47.315	22.603	45.290	39.422	257.1	35:32.900
14	1	1:51.266	25.919	45.489	39.858	248.8	37:24.166
15	1	1:46.881	22.593	44.754	39.534	255.3	39:11.047

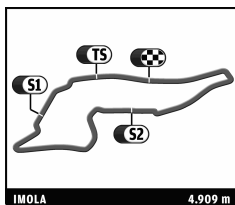
16	1	1:49.568	22.634	45.042	41.892	254.1	41:00.615
17	1	4:46.063 B	22.696	45.012	3:38.355	254.7	45:46.678
18	2	2:16.312	40.885	52.215	43.212	175.3	48:02.990
19	2	1:54.272	24.945	48.399	40.928	217.7	49:57.262
20	2	3:24.986 B	24.293	53.600	2:07.093	254.7	53:22.248
21	2	2:55.579	1:27.733	47.315	40.531	172.5	56:17.827
22	2	1:48.984	22.899	45.884	40.201	254.7	58:06.811
23	2	1:53.478	23.188	47.876	42.414	254.1	1:00:00.289
24	2	1:52.606	22.996	48.338	41.272	256.5	1:01:52.895
25	2	1:47.756	22.640	45.262	39.854	255.3	1:03:40.651
26	2	5:41.639 B	23.125	46.930	4:31.584	255.3	1:09:22.290
27	2	4:04.992	2:37.012	47.328	40.652	169.5	1:13:27.282
28	2	1:53.843	23.553	47.328	42.962	251.2	1:15:21.125
29	2	2:06.458	25.754	55.551	45.153	242.2	1:17:27.583
30	2	1:48.622	23.214	45.605	39.803	252.9	1:19:16.205
31	2	4:46.265 B	22.867	45.493	3:37.905	257.8	1:24:02.470

57 **Krohn Racing** Ferrari F430 LM GTE Am
 1. Tracy Krohn
 2. Niclas Jonsson
 3. Michele Rugolo

1	3	3:33.434 B	1:25.966	59.421	1:08.047	166.7	3:33.434
2	3	9:20.591	7:44.909	50.901	44.781	171.7	12:54.025
3	3	2:02.159	24.387	53.770	44.002	225.0	14:56.184
4	3	1:51.294	23.230	46.600	41.464	253.5	16:47.478
5	3	2:08.240 B	23.076	46.275	58.889	254.7	18:55.718
6	3	6:11.018	4:40.604	47.883	42.531	180.0	25:06.736
7	3	1:55.222	22.971	46.498	45.753	257.8	27:01.958
8	3	1:48.521	22.951	45.735	39.835	254.7	28:50.479
9	3	1:47.923	22.946	45.395	39.582	255.9	30:38.402
10	3	1:51.935	22.696	45.618	43.621	256.5	32:30.337
11	3	1:47.871	22.782	45.458	39.631	253.5	34:18.208
12	3	2:08.171 B	23.645	46.517	58.009	238.4	36:26.379
13	3	8:22.549	6:51.455	47.223	43.871	181.5	44:48.928
14	3	1:48.299	22.762	45.864	39.673	254.7	46:37.227
15	3	1:48.103	22.620	45.439	40.044	256.5	48:25.330
16	3	2:08.982 B	23.825	46.703	58.454	257.1	50:34.312
17	3	5:46.503	4:18.152	47.095	41.256	178.8	56:20.815
18	3	1:50.114	23.354	46.712	40.048	256.5	58:10.929
19	3	1:50.597	22.880	45.418	42.299	257.1	1:00:01.526
20	3	1:51.892	22.915	47.730	41.247	257.1	1:01:53.418
21	3	1:47.874	22.827	45.308	39.739	258.4	1:03:41.292
22	3	2:18.514 B	25.221	47.485	1:05.808	243.2	1:05:59.806
23	1	8:11.587	6:33.646	54.371	43.570	141.7	1:14:11.393
24	1	1:57.579	25.911	49.578	42.090	206.9	1:16:08.972
25	1	1:54.394	24.171	49.071	41.152	216.0	1:18:03.366
26	1	1:54.354	23.364	47.790	43.200	254.1	1:19:57.720
27	1	1:53.767	23.780	48.455	41.532	253.5	1:21:51.487
28	1	1:52.310	23.457	48.093	40.760	253.5	1:23:43.797
29	1	2:20.615 B	24.140	48.007	1:08.468	254.1	1:26:04.412

58 **Luxury Racing** Ferrari F458 Italia LM GTE Pro
 1. Anthony Beltoise
 2. François Jakubowski
 3. Ralph Firman

1	3	11:31.856 B	7:37.428	59.744	2:54.684	115.9	11:31.856
2	3	2:21.186	48.140	51.844	41.202	132.7	13:53.042
3	3	1:52.305	23.951	46.832	41.522	241.6	15:45.347
4	3	1:52.711	25.616	46.814	40.281	229.8	17:38.058
5	3	1:48.857	23.246	45.511	40.100	251.2	19:26.915



ILMC

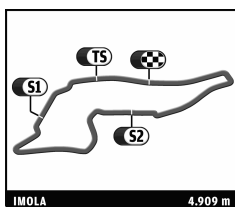
6 HOURS OF IMOLA

Free Practice 1

Sector Analysis

■ Personal Best
 ■ Session Best
 ■ Crossing the finish line in pit lane

Lap	D	Time	Sector 1	Sector 2	Sector 3	T. Spd	Elapsed	Lap	D	Time	Sector 1	Sector 2	Sector 3	T. Spd	Elapsed
59 Luxury Racing Ferrari F458 Italia LM GTE Pro 1. Stephane Ortelli 2. Frederic Makowiecki															
1	1	8:39.794 B	4:10.282	48.905	3:40.607	168.5	8:39.794	26	3	1:49.833	23.474	46.192	40.167	254.1	1:22:41.191
2	1	2:24.412	52.116	49.046	43.250	166.2	11:04.206								
3	1	1:51.837	24.286	47.373	40.178	231.8	12:56.043								
4	1	1:49.992	23.330	46.397	40.265	250.0	14:46.035								
5	1	1:48.489	23.180	45.559	39.750	244.9	16:34.524								
6	1	1:47.633	22.729	45.265	39.639	253.5	18:22.157								
7	1	5:26.814 B	23.739	47.314	4:15.761	250.0	23:48.971								
8	1	2:07.420	40.956	46.328	40.136	179.4	25:56.391								
9	1	1:48.584	22.791	45.961	39.832	252.9	27:44.975								
10	1	1:47.257	22.804	44.776	39.677	253.5	29:32.232								
11	1	7:56.029 B	23.251	46.126	6:46.652	254.7	37:28.261								
12	2	2:08.729	39.695	47.873	41.161	172.8	39:36.990								
13	2	1:50.938	23.498	47.003	40.437	245.5	41:27.928								
14	2	1:49.145	22.862	46.123	40.160	251.7	43:17.073								
15	2	1:49.202	24.077	45.509	39.616	246.6	45:06.275								
16	2	9:31.667 B	22.735	45.855	8:23.077	252.3	54:37.942								
17	2	2:18.186	52.187	46.497	39.502	177.3	56:56.128								
18	2	1:47.977	22.758	45.041	40.178	250.6	58:44.105								
19	2	1:49.349	22.784	45.287	41.278	252.9	1:00:33.454								
20	2	1:48.262	23.247	45.165	39.850	254.7	1:02:21.716								
21	2	10:21.787 B	23.494	45.630	9:12.663	257.8	1:12:43.503								
22	2	2:03.357	38.111	45.356	39.890	179.7	1:14:46.860								
23	2	1:52.612	22.897	44.964	44.751	252.3	1:16:39.472								
24	2	1:47.534	22.801	45.060	39.673	251.7	1:18:27.006								
25	2	1:47.590	22.801	45.414	39.375	254.1	1:20:14.596								
26	2	3:39.827 B	22.696	46.653	2:30.478	253.5	1:23:54.423								
62 CRS Racing Ferrari F430 LM GTE Am 1. Pierre Ehret 2. Shaun Lynn 3. Roger Wills															
1	1	9:05.550 B	2:18.979	57.367	5:49.204	143.6	9:05.550								
2	1	2:26.167	47.471	54.145	44.551	147.5	11:31.717								
3	1	2:00.878	26.497	51.891	42.490	191.2	13:32.595								
4	1	1:57.286	24.725	50.553	42.008	230.8	15:29.881								
5	1	1:56.961	25.006	50.424	41.531	244.3	17:26.842								
6	1	1:53.734	24.310	48.371	41.053	238.4	19:20.576								
7	1	1:52.886	23.626	48.221	41.039	251.2	21:13.462								
8	1	1:53.795	24.224	48.431	41.140	229.3	23:07.257								
9	1	23:30.046 B	23.984	52.152	...	255.9	46:37.303								
10	2	2:31.206	47.525	56.482	47.199	151.7	49:08.509								
11	2	2:35.399 B	27.280	56.322	1:11.797	193.2	51:43.908								
12	2	4:19.008	2:41.306	52.041	45.661	166.9	56:02.916								
13	2	2:00.274	25.904	51.308	43.062	201.5	58:03.190								
14	2	1:58.817	25.562	50.287	42.968	199.6	1:00:02.007								
15	2	1:57.576	24.667	49.809	43.100	229.3	1:01:59.583								
16	2	6:44.084 B	25.133	49.961	5:28.990	190.1	1:08:43.667								
17	2	3:23.620	1:50.100	50.578	42.942	166.4	1:12:07.287								
18	2	2:04.469	27.052	53.674	43.743	190.5	1:14:11.756								
19	2	4:04.266 B	29.510	49.993	2:44.763	163.1	1:18:16.022								
20	3	2:19.935	43.635	52.657	43.643	166.4	1:20:35.957								
21	3	1:57.761	23.906	50.564	43.291	253.5	1:22:33.718								
22	3	1:57.132	24.916	49.283	42.933	237.9	1:24:30.850								
63 Proton Competition Porsche 911 RSR (997) LM GTE Am 1. Patrick Long 2. Gianluca Roda															
1	2	18:59.297 B	...	53.927	2:55.563	152.1	18:59.297								
2	2	2:13.458	41.484	48.623	43.351	170.9	21:12.755								
3	2	1:52.875	24.022	47.018	41.835	235.8	23:05.630								
4	2	1:50.805	23.433	46.598	40.774	254.7	24:56.435								
5	2	1:50.141	23.159	46.436	40.546	257.1	26:46.576								
6	2	1:50.603	23.295	46.364	40.944	255.3	28:37.179								
7	2	8:11.501 B	23.200	47.158	7:01.143	254.7	36:48.680								
8	2	2:09.408	38.954	48.567	41.887	179.7	38:58.088								
9	2	1:50.826	23.291	47.021	40.514	253.5	40:48.914								
10	2	1:50.125	23.374	46.426	40.325	252.3	42:39.039								
11	2	5:57.645 B	23.442	47.748	4:46.455	253.5	48:36.684								
12	1	5:35.785 B	46.317	53.222	3:56.246	132.2	54:12.469								
13	1	2:24.159	54.185	48.768	41.206	172.0	56:36.628								
14	1	1:53.102	23.794	48.157	41.151	224.5	58:29.730								
15	1	1:52.118	23.777	47.608	40.733	237.4	1:00:21.848								
16	1	1:51.061	23.390	46.712	40.959	236.8	1:02:12.909								
17	1	7:32.495 B	23.426	48.186	6:20.883	238.4	1:09:45.404								
18	1	4:00.730	2:31.692	48.148	40.890	140.1	1:13:46.134								
64 Lotus Jetalliance Lotus Evora LM GTE Pro 1. Oskar Slingerland 2. Martin Rich 3. Lukas Lichtner-Hoyer															
1	1	1:24:58.609	...	53.763	43.697	157.4	1:24:58.609								
66 JMW Motorsport Ferrari F458 Italia LM GTE Pro 1. Rob Bell 2. James Walker															
1	1	4:44.477 B	2:45.075	52.005	1:07.397	162.4	4:44.477								
2	1	5:35.241 B	3:25.539	55.175	1:14.527	165.9	10:19.718								



ILMC
6 HOURS OF IMOLA
Free Practice 1

Sector Analysis

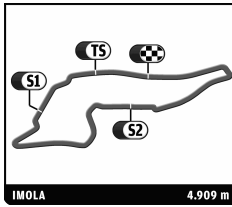
Personal Best Session Best B Crossing the finish line in pit lane

Lap	D	Time	Sector 1	Sector 2	Sector 3	T. Spd	Elapsed	Lap	D	Time	Sector 1	Sector 2	Sector 3	T. Spd	Elapsed
3	1	45:41.539	...	49.176	43.694	166.9	56:01.257	8	1	1:47.489	22.891	45.197	39.401	248.3	28:55.770
4	1	1:52.516	25.036	47.350	40.130	208.5	57:53.773	9	1	1:46.845	22.707	44.864	39.274	251.2	30:42.615
5	1	1:52.280	23.849	47.700	40.731	223.6	59:46.053	10	1	1:47.070	22.575	44.849	39.646	251.7	32:29.685
6	1	1:49.099	23.056	45.789	40.254	248.3	1:01:35.152	11	1	7:53.479 B	22.983	45.204	6:45.292	251.7	40:23.164
7	1	1:49.403	22.996	45.625	40.782	254.7	1:03:24.555	12	1	2:09.435	39.672	46.381	43.382	177.3	42:32.599
8	1	2:29.250 B	22.860	50.894	1:15.496	253.5	1:05:53.805	13	1	1:47.903	22.841	45.612	39.450	250.6	44:20.502
9	1	7:26.927	5:55.961	49.232	41.734	176.2	1:13:20.732	14	1	1:46.489	22.633	44.637	39.219	249.4	46:06.991
10	1	1:53.236	24.623	47.788	40.825	203.4	1:15:13.968	15	1	8:27.106 B	22.510	45.783	7:18.813	253.5	54:34.097
11	1	1:51.526	22.979	46.802	41.745	256.5	1:17:05.494	16	2	2:25.560	55.786	48.326	41.448	168.0	56:59.657
12	1	1:48.659	22.989	45.406	40.264	251.7	1:18:54.153	17	2	1:49.802	23.205	45.795	40.802	248.8	58:49.459
13	1	1:47.941	22.752	45.582	39.607	255.3	1:20:42.094	18	2	1:49.419	23.111	46.010	40.298	248.8	1:00:38.878
14	1	2:08.486 B	22.991	46.983	58.512	254.1	1:22:50.580	19	2	1:53.383	22.777	48.310	42.296	251.2	1:02:32.261

67		IMSA Performance Matmut					Porsche 911 RSR (997)								
		1.Nicolas Armindo					LM GTE Am								
		2.Raymond Narac													
1	2	3:01.115 B	56.887	59.311	1:04.917	142.1	3:01.115								
2	2	6:20.551	4:44.144	52.552	43.855	130.3	9:21.666								
3	2	1:58.899	26.332	49.633	42.934	181.8	11:20.565								
4	2	1:52.125	23.790	47.235	41.100	237.9	13:12.690								
5	2	1:51.194	23.945	46.656	40.593	237.9	15:03.884								
6	2	1:51.152	23.178	47.257	40.717	255.9	16:55.036								
7	2	1:52.070	23.828	47.007	41.235	219.5	18:47.106								
8	2	2:14.577 B	23.430	47.375	1:03.772	244.3	21:01.683								
9	1	3:41.255	2:10.896	48.012	42.347	143.4	24:42.938								
10	1	1:50.750	23.474	46.949	40.327	242.7	26:33.688								
11	1	1:49.490	23.163	46.454	39.873	248.8	28:23.178								
12	1	1:52.560	24.662	46.363	41.535	215.1	30:15.738								
13	1	1:48.559	22.821	46.158	39.580	254.1	32:04.297								
14	1	1:48.716	22.808	46.084	39.824	259.0	33:53.013								
15	1	2:09.352 B	23.579	47.288	58.485	259.0	36:02.365								
16	1	4:30.359	2:52.611	48.045	49.703	174.2	40:32.724								
17	1	1:49.806	23.020	46.633	40.153	257.8	42:22.530								
18	1	1:48.484	22.575	45.875	40.034	260.2	44:11.014								
19	1	1:49.028	22.729	46.124	40.175	258.4	46:00.042								
20	1	2:11.597 B	23.612	48.711	59.274	241.6	48:11.639								
21	1	8:15.610	6:47.315	46.776	41.519	169.5	56:27.249								
22	1	1:49.239	22.844	46.362	40.033	257.8	58:16.488								
23	1	1:48.689	22.808	46.073	39.808	258.4	1:00:05.177								
24	1	2:16.240 B	24.915	50.396	1:00.929	233.3	1:02:21.417								
25	1	9:01.644	7:29.674	48.431	43.539	133.5	1:11:23.061								
26	1	1:53.352	25.483	47.740	40.129	247.1	1:13:16.413								
27	1	1:49.623	23.056	46.322	40.245	254.7	1:15:06.036								
28	1	2:07.956 B	22.731	46.934	58.291	260.2	1:17:13.992								
29	2	3:31.295	2:00.977	48.893	41.425	175.6	1:20:45.287								
30	2	1:51.815	23.359	47.067	41.389	255.9	1:22:37.102								
31	2	1:52.750	23.129	48.367	41.254	257.8	1:24:29.852								
32	2	2:33.052 B	25.875	53.219	1:13.958	222.7	1:27:02.904								

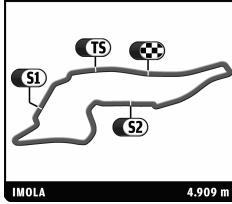
71		AF Corse					Ferrari F458 Italia								
		1.Jaime Melo					LM GTE Pro								
		2.Toni Vilander													
1	1	9:29.307 B	3:25.121	48.875	5:15.311	173.1	9:29.307								
2	1	2:08.278	39.131	48.267	40.880	178.5	11:37.585								
3	1	1:51.416	23.303	47.123	40.990	250.0	13:29.001								
4	1	1:48.199	23.079	45.365	39.755	252.3	15:17.200								
5	1	1:46.956	22.638	45.092	39.226	254.7	17:04.156								
6	1	7:56.024 B	22.883	46.399	6:46.742	252.3	25:00.180								
7	1	2:08.101	39.290	47.700	41.111	177.3	27:08.281								

75		Prospect Competition					Porsche 911 RSR (997)								
		1.Marc Goossens					LM GTE Pro								
		2.Marco Holzer													
1	2	4:27.199	2:54.701	50.644	41.854	159.1	4:27.199								
2	2	3:48.189 B	34.580	58.074	2:15.535	154.7	8:15.388								
3	2	2:28.783	1:01.050	47.136	40.597	169.5	10:44.171								
4	2	1:49.357	23.414	45.780	40.163	250.6	12:33.528								
5	2	1:50.000	22.991	47.006	40.003	254.1	14:23.528								
6	2	2:07.085 B	23.166	45.578	58.341	254.1	16:30.613								
7	2	5:00.270 B					21:30.883								
8	2	2:19.654	43.583	51.266	44.805	118.2	23:50.537								
9	2	1:48.918	23.032	45.740	40.146	254.1	25:39.455								
10	2	2:27.071 B	25.199	52.653	1:09.219	253.5	28:06.526								
11	2	4:45.617 B					32:52.143								
12	2	2:14.371	41.184	48.621	44.566	165.6	35:06.514								
13	2	1:49.524	23.565	46.161	39.798	237.4	36:56.038								
14	2	1:47.615	22.724	45.353	39.538	256.5	38:43.653								
15	2	1:47.199	22.615	44.917	39.667	257.8	40:30.852								
16	2	1:47.289	22.639	45.168	39.482	257.1	42:18.141								
17	2	2:12.943 B	24.378	49.306	59.259	224.5	44:31.084								
18	2	3:07.067 B					47:38.151								
19	2	2:25.364	59.019	45.916	40.429	176.2	50:03.515								
20	2	2:18.624 B	25.310	50.102	1:03.212	215.6	52:22.139								
21	2	3:39.727	2:09.184	46.673	43.870	176.8	56:01.866								
22	2	1:54.124	23.431	46.351	44.342	240.5	57:55.990								
23	2	1:49.355	22.691	46.664	40.000	255.3	59:45.345								
24	2	2:08.270 B	22.692	45.162	1:00.416	257.1	1:01:53.615								
25	2	4:11.455 B					1:06:05.070								
26	1	4:55.731	3:24.657	48.883	42.191	174.5	1:11:00.801								
27	1	1:50.875	23.525	46.669	40.681	252.9	1:12:51.676								
28	1	1:50.111	23.428	46.192	40.491	254.1	1:14:41.787								
29	1	1:49.994	23.162	45.974	40.858	255.3	1:16:31.781								
30	1	1:50.080	23.398	46.282	40.400	249.4	1:18:21.861								
31	1	1:50.919	24.292	46.477	40.150	254.7	1:20:12.780								
32	1	2:14.677 B	23.689	49.670	1:01.318	232.8	1:22:27.457								
33	1	3:52.215 B	2:00.694	47.070	1:04.451	178.2	1:26:19.672								



ILMC
6 HOURS OF IMOLA
Free Practice 1
Sector Analysis

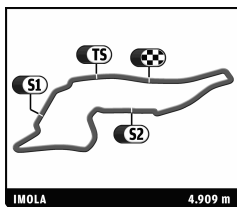
								■ Personal Best ■ Session Best ■ Crossing the finish line in pit lane									
Lap	D	Time	Sector 1	Sector 2	Sector 3	T. Spd	Elapsed	Lap	D	Time	Sector 1	Sector 2	Sector 3	T. Spd	Elapsed		
76		IMSA Performance Matmut						Porsche 911 RSR (997)									
		1. Patrick Pilet						LM GTE Pro									
		2. Wolf Henzler															
1	2	3:49.303	B	1:38.009	1:04.478	1:06.816	131.5	3:49.303	24	1	1:56.798	27.504	48.510	40.784	177.0	1:13:49.130	
2	2	5:25.332		3:54.490	49.094	41.748	158.8	9:14.635	25	1	1:51.190	23.522	47.252	40.416	218.2	1:15:40.320	
3	2	1:51.873		23.691	47.235	40.947	218.2	11:06.508	26	1	1:49.113	22.918	46.096	40.099	247.1	1:17:29.433	
4	2	1:51.721		22.961	47.716	41.044	244.9	12:58.229	27	1	1:48.750	22.849	45.905	39.996	255.3	1:19:18.183	
5	2	2:06.349	B	23.007	45.852	57.490	249.4	15:04.578	28	1	1:48.598	22.824	45.841	39.933	257.1	1:21:06.781	
6	2	4:04.038		2:37.704	46.143	40.191	177.9	19:08.616	29	1	2:38.113	B	22.807	46.487	1:28.819	257.8	1:23:44.894
7	2	1:48.251		22.618	45.622	40.011	255.3	20:56.867									
8	2	1:48.466		22.864	45.756	39.846	255.3	22:45.333									
9	2	2:05.949	B	22.837	45.740	57.372	254.1	24:51.282									
10	1	3:49.270		2:21.005	46.341	41.924	180.6	28:40.552									
11	1	1:48.631		22.913	45.465	40.253	257.1	30:29.183									
12	1	1:47.964		22.646	45.324	39.994	257.8	32:17.147									
13	1	2:07.335	B	22.907	46.622	57.806	256.5	34:24.482									
14	1	5:27.167		4:00.153	46.654	40.360	179.4	39:51.649									
15	1	1:48.726		23.043	45.595	40.088	254.7	41:40.375									
16	1	2:04.880	B	22.962	45.624	56.294	254.7	43:45.255									
17	1	12:00.023		...	47.459	40.645	175.6	55:45.278									
18	1	1:49.410		23.022	46.205	40.183	252.9	57:34.688									
19	1	1:48.071		22.678	45.266	40.127	255.9	59:22.759									
20	1	2:06.942	B	23.191	46.374	57.377	257.1	1:01:29.701									
21	1	9:10.815		7:42.060	46.204	42.551	177.6	1:10:40.516									
22	1	1:48.016		22.764	45.470	39.782	254.7	1:12:28.532									
23	1	2:06.556	B	23.818	47.065	55.673	246.6	1:14:35.088									
24	2	4:37.923		3:09.496	46.932	41.495	178.8	1:19:13.011									
25	2	1:52.015		23.168	46.359	42.488	252.9	1:21:05.026									
26	2	1:49.361		22.884	46.271	40.206	255.3	1:22:54.387									
27	2	1:53.715		24.723	48.197	40.795	237.4	1:24:48.102									
28	2	2:36.388	B	28.070	49.389	1:18.929	170.6	1:27:24.490									
77		Team Felbermayr - Proton						Porsche 911 RSR (997)									
		1. Marc Lieb						LM GTE Pro									
		2. Richard Lietz															
1	2	8:00.855	B	2:34.281	57.657	4:28.917	140.1	8:00.855									
2	2	2:18.031		42.484	52.035	43.512	146.5	10:18.886									
3	2	1:55.045		25.514	46.885	42.646	199.6	12:13.931									
4	2	1:49.745		23.576	45.823	40.346	237.9	14:03.676									
5	2	1:48.146		23.134	45.167	39.845	255.9	15:51.822									
6	2	1:51.954		22.902	48.395	40.657	256.5	17:43.776									
7	2	7:23.634	B	23.127	48.969	6:11.538	256.5	25:07.410									
8	2	2:12.192		40.630	46.213	45.349	161.0	27:19.602									
9	2	1:49.572		23.007	45.821	40.744	255.3	29:09.174									
10	2	1:47.855		22.921	45.200	39.734	255.9	30:57.029									
11	2	1:47.145		22.794	44.758	39.593	255.9	32:44.174									
12	2	7:08.042	B	22.820	48.874	5:56.348	257.8	39:52.216									
13	2	2:09.703		41.782	47.438	40.483	155.8	42:01.919									
14	2	1:49.554		24.329	45.393	39.832	251.7	43:51.473									
15	2	1:48.276		23.151	45.004	40.121	255.3	45:39.749									
16	2	1:47.109		22.686	45.052	39.371	258.4	47:26.858									
17	2	6:37.106	B	22.700	47.968	5:26.438	258.4	54:03.964									
18	1	2:24.931		56.353	47.758	40.820	177.9	56:28.895									
19	1	1:49.312		23.239	46.244	39.829	237.4	58:18.207									
20	1	1:49.133		23.044	46.010	40.079	255.9	1:00:07.340									
21	1	1:52.369		22.891	46.651	42.827	254.7	1:01:59.709									
22	1	6:37.910	B	22.983	47.116	5:27.811	250.0	1:08:37.619									
23	1	3:14.713		1:46.505	47.115	41.093	176.2	1:11:52.332									
79		Jota						Aston Martin Vantage									
		1. Simon Dolan						LM GTE Pro									
		2. Sam Hancock															
1	2	8:32.209	B	1:15.611	54.821	6:21.777	150.8	8:32.209									
2	2	2:32.162		55.416	51.378	45.368	127.4	11:04.371									
3	2	1:54.298		24.764	47.822	41.712	210.1	12:58.669									
4	2	1:51.261		23.672	46.625	40.964	239.5	14:49.930									
5	2	1:50.216		23.616	46.138	40.462	243.8	16:40.146									
6	2	1:49.509		22.993	45.788	40.728	252.3	18:29.655									
7	2	1:48.168		22.822	45.434	39.912	254.1	20:17.823									
8	2	1:48.222		23.066	45.341	39.815	252.3	22:06.045									
9	2	1:47.800		22.828	45.245	39.727	254.1	23:53.845									
10	2	11:52.240	B	22.627	45.364	...	254.7	35:46.085									
11	1	2:16.287		42.352	51.298	42.637	177.3	38:02.372									
12	1	1:53.534		24.117	48.133	41.284	230.3	39:55.906									
13	1	1:54.381		23.853	49.129	41.399	251.7	41:50.287									
14	1	1:51.273		23.574	47.147	40.552	254.7	43:41.560									
15	1	1:51.062		23.383	47.040	40.639	253.5	45:32.622									
16	1	1:50.715		23.328	46.683	40.704	248.3	47:23.337									
17	1	1:50.204		23.265	46.451	40.488	254.7	49:13.541									
18	1	7:05.783	B	23.596	56.676	5:45.511	252.9	56:19.324									
19	1	2:08.440		39.692	47.369	41.379	181.8	58:27.764									
20	1	1:52.972		25.292	46.737	40.943	254.1	1:00:20.736									
21	1	1:51.097		23.667	46.647	40.783	245.5	1:02:11.833									
22	1	7:13.931	B	23.730	48.189	6:02.012	252.3	1:09:25.764									
23	1	4:22.430		2:46.309	52.979	43.142	146.7	1:13:48.194									
24	1	1:50.622		23.366	46.835	40.421	247.1	1:15:38.816									
25	1	5:47.788	B	23.208	50.616	4:33.964	255.3	1:21:26.604									
26	2	2:10.859		39.420	48.408	43.031	179.7	1:23:37.463									
82		CRS Racing						Ferrari F430									
		1. Klaus Hummel						LM GTE Am									
		2. Adam Christodoulou															
1	1	7:22.713	B	2:54.289	59.615	3:28.809	136.7	7:22.713									
2	1	2:28.526		51.489	52.994	44.043	164.6	9:51.239									
3	1	1:59.127		25.056	51.083	42.988	230.3	11:50.366									
4	1	1:58.531		24.957	50.490	43.084	209.7	13:48.897									
5	1	1:57.595		24.554	49.731	43.310	232.8	15:46.492									
6	1	2:01.524		25.015	51.285	45.224	225.0	17:48.016									
7	1	1:55.272		24.068	49.132	42.072	250.6	19:43.288									
8	1	2:00.241		24.084	54.625	41.532	251.7	21:43.529									
9	1	1:54.304		23.971	48.787	41.546	247.1	23:37.833									
10	1	1:54.444		23.832	49.560	41.052	252.3	25:32.277									
11	1	1:52.726		23.567	48.123	41.036	254.1	27:25.003									
12	1	1:54.080		23.925	47.962	42.193	252.9	29:19.083									
13	1	1:55.389		23.804	49.550	42.035	252.9	31:14.472									
14	1	2:00.635		24.055	55.074	41.506	254.7	33:15.107									
15	1	1:52.843		23.513	47.810	41.520	251.2	35:07.950									
16	1	4:02.527	B	23.936	48.263	2:50.328	248.3	39:10.477									
17	2	2:14.147		40.512	51.404	42.231	176.8	41:24.624									
18	2	1:53.446		23.610	48.571	41.265	254.7	43:18.070									
19	2	1:52.611		23.747	47.864	41.000	248.8	45:10.681									



ILMC 6 HOURS OF IMOLA Free Practice 1

Sector Analysis

								■ Personal Best ■ Session Best ■ Crossing the finish line in pit lane							
Lap	D	Time	Sector 1	Sector 2	Sector 3	T. Spd	Elapsed	Lap	D	Time	Sector 1	Sector 2	Sector 3	T. Spd	Elapsed
20	2	1:50.622	23.384	46.728	40.510	252.9	47:01.303	16	2	1:13.136B	23.791	3:45.038	7:04.307	249.4	1:00:07.039
21	2	1:49.360	23.064	46.071	40.225	255.9	48:50.663	17	1	2:07.050	39.900	46.691	40.459	176.2	1:02:14.089
22	2	6:11.639B	22.996	46.426	5:02.217	255.9	55:02.302	18	1	2:28.235B	24.662	46.510	1:17.063	237.9	1:04:42.324
23	3	2:39.639	1:00.031	56.294	43.314	157.9	57:41.941	19	1	5:51.728	4:25.163	46.237	40.328	176.8	1:10:34.052
24	3	1:53.653	25.266	47.979	40.408	208.9	59:35.594	20	1	1:50.641	23.452	46.563	40.626	246.6	1:12:24.693
25	3	1:51.455	23.405	47.283	40.767	248.3	1:01:27.049	21	1	1:50.115	23.652	45.665	40.798	247.7	1:14:14.808
26	3	1:49.927	23.338	46.642	39.947	255.3	1:03:16.976	22	1	2:55.928B	23.990	46.043	1:45.895	230.8	1:17:10.736
27	3	2:23.764B	23.061	54.924	1:05.779	255.9	1:05:40.740	23	1	2:08.212	40.105	48.266	39.841	176.2	1:19:18.948
28	3	5:05.467	3:35.649	48.722	41.096	176.5	1:10:46.207	24	1	1:48.030	22.890	45.204	39.936	251.2	1:21:06.978
29	3	1:48.939	23.023	46.322	39.594	256.5	1:12:35.146	25	1	1:47.766	22.807	45.290	39.669	247.7	1:22:54.744
30	3	3:35.958B	23.745	47.303	2:24.910	242.7	1:16:11.104	26	1	1:51.450	25.018	46.610	39.822	232.8	1:24:46.194
31	1	2:22.787	50.901	49.735	42.151	131.7	1:18:33.891	91 Hope Racing							FLM - Oreca - 09
32	1	2:01.266	25.357	53.672	42.237	229.3	1:20:35.157	1.Luca Moro							FLM
33	1	1:53.386	23.825	48.113	41.448	252.9	1:22:28.543	2.Shanqi Zhang							FLM
34	1	1:53.658	23.918	48.462	41.278	248.3	1:24:22.201	3.Tor Graves							FLM
88 Team Felbermayr-Proton								Porsche 911 RSR (997)							
1.Christian Ried								LM GTE Am							
2.Horst Felbermayr Jr.															
1	1	17:56.315	...	56.493	46.306	137.2	17:56.315	1	2	4:06.598B	1:30.562	1:24.372	1:11.664	168.2	4:06.598
2	1	8:47.249B	29.583	51.534	7:26.132	188.8	26:43.564	2	2	6:29.555	4:50.918	55.664	42.973	180.6	10:36.153
3	1	2:10.612	39.158	50.127	41.327	180.9	28:54.176	3	2	1:55.403	24.394	49.127	41.882	241.6	12:31.556
4	1	1:51.824	23.424	47.327	41.073	248.8	30:46.000	4	2	1:54.407	23.340	50.029	41.038	259.6	14:25.963
5	1	1:52.416	23.452	47.515	41.449	251.7	32:38.416	5	2	1:52.639	22.982	48.482	41.175	262.8	16:18.602
6	1	10:49.391B	23.409	47.203	9:38.779	247.7	43:27.807	6	2	1:51.563	22.952	48.039	40.572	260.9	18:10.165
7	2	2:26.559	47.933	52.669	45.957	142.7	45:54.366	7	2	2:13.550B	23.499	48.287	1:01.764	264.7	20:23.715
8	2	2:02.530	26.696	51.182	44.652	191.2	47:56.896	8	2	4:03.851	2:36.057	47.208	40.586	158.4	24:27.566
9	2	1:58.222	26.048	49.589	42.585	200.4	49:55.118	9	2	1:49.816	22.784	46.876	40.156	262.1	26:17.382
10	2	6:26.787B	25.660	52.905	5:08.222	244.9	56:21.905	10	2	1:50.203	23.201	46.820	40.182	265.4	28:07.585
11	2	2:11.742	42.373	48.266	41.103	147.7	58:33.647	11	2	1:50.216	23.033	47.211	39.972	264.7	29:57.801
12	2	1:53.790	23.804	48.832	41.154	248.8	1:00:27.437	12	2	2:12.636B	23.984	48.035	1:00.617	220.4	32:10.437
13	2	1:52.668	23.650	47.162	41.856	254.1	1:02:20.105	13	2	2:49.517B					34:59.954
14	2	6:27.628B	23.595	49.197	5:14.836	237.4	1:08:47.733	14	1	2:12.859	44.056	48.300	40.503	177.0	37:12.813
15	2	4:22.631	2:52.127	48.908	41.596	169.5	1:13:10.364	15	1	1:48.937	22.910	46.123	39.904	264.1	39:01.750
16	2	1:53.804	23.585	49.062	41.157	253.5	1:15:04.168	16	1	1:48.876	23.269	45.877	39.730	263.4	40:50.626
17	2	1:53.162	23.345	47.835	41.982	255.3	1:16:57.330	17	1	1:54.683	24.015	50.742	39.926	263.4	42:45.309
18	2	1:51.681	23.190	46.994	41.497	254.1	1:18:49.011	18	1	1:48.681	22.893	45.561	40.227	265.4	44:33.990
19	2	1:51.379	23.321	47.006	41.052	250.0	1:20:40.390	19	1	2:07.424B	23.019	45.621	58.784	262.8	46:41.414
20	2	1:53.599	23.707	48.923	40.969	233.8	1:22:33.989	20	1	4:07.233B	2:16.042	47.255	1:03.936	187.5	50:48.647
21	2	1:51.306	23.764	46.726	40.816	236.3	1:24:25.295	21	1	4:52.507	3:24.320	46.779	41.408	186.2	55:41.154
89 Hankook Team Farmbacher								Ferrari F458 Italia							
1.Dominik Farnbacher								LM GTE Pro							
2.Allan Simonsen															
1	2	11:38.374B	7:33.293	49.879	3:15.202	138.1	11:38.374	22	1	1:50.812	23.189	47.280	40.343	260.2	57:31.966
2	1	2:10.099	40.766	47.597	41.736	177.9	13:48.473	23	1	1:47.970	22.576	45.479	39.915	262.1	59:19.936
3	1	1:49.793	23.703	46.049	40.041	229.3	15:38.266	24	1	2:10.595B	22.974	46.230	1:01.391	264.1	1:01:30.531
4	1	1:48.712	23.271	45.394	40.047	243.2	17:26.978	25	3	9:02.512	7:27.392	52.706	42.414	139.0	1:10:33.043
5	1	1:48.425	23.075	45.266	40.084	249.4	19:15.403	26	3	1:54.185	24.036	48.979	41.170	228.8	1:12:27.228
6	1	7:54.902B	23.315	45.766	6:45.821	247.7	27:10.305	27	3	1:53.906	24.714	49.408	39.784	255.3	1:14:21.134
7	1	2:07.817	39.943	47.027	40.847	175.6	29:18.122	28	3	1:49.861	22.782	47.373	39.706	262.1	1:16:10.995
8	1	3:46.496B	23.534	46.153	2:36.809	244.9	33:04.618	29	3	1:49.795	22.982	46.635	40.178	264.7	1:18:00.790
9	1	2:05.010	38.988	45.660	40.362	177.9	35:09.628	30	3	1:50.523	22.708	45.756	42.059	260.9	1:19:51.313
10	1	1:48.624	23.201	45.451	39.972	243.2	36:58.252	31	3	2:16.295	44.805	51.005	40.485	260.9	1:22:07.608
11	1	1:48.207	23.045	45.368	39.794	250.0	38:46.459	32	3	1:49.088	23.269	45.778	40.041	259.6	1:23:56.696
12	1	4:12.925B	23.093	46.064	3:03.768	251.7	42:59.384	92 Neil Garner Motorsport							FLM - Oreca - 09
13	2	2:13.046	42.887	49.088	41.071	166.9	45:12.430	1.John Hartshorne							FLM
14	2	1:51.226	23.705	47.120	40.401	216.0	47:03.656	2.Steave Keating							FLM
15	2	1:50.247	22.946	47.373	39.928	250.6	48:53.903	1	3	10:25.422	8:51.598	51.495	42.329	163.9	10:25.422
								2	3	1:55.281	25.132	49.626	40.523	189.8	12:20.703
								3	3	5:46.380B	23.290	47.563	4:35.527	237.4	18:07.083
								4	3	2:05.269	38.094	47.173	40.002	187.2	20:12.352
								5	3	1:48.194	23.219	45.445	39.530	250.0	22:00.546
								6	3	1:45.767	22.243	44.159	39.365	260.9	23:46.313
								7	3	1:47.513	23.181	44.712	39.620	261.5	25:33.826
								8	3	1:46.420	22.399	44.896	39.125	264.1	27:20.246

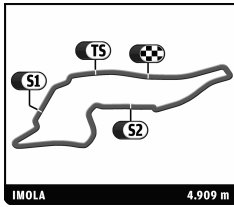


ILMC 6 HOURS OF IMOLA

Free Practice 1

Sector Analysis

Personal Best								Session Best								B Crossing the finish line in pit lane							
Lap	D	Time	Sector 1	Sector 2	Sector 3	T. Spd	Elapsed	Lap	D	Time	Sector 1	Sector 2	Sector 3	T. Spd	Elapsed	Lap	D	Time	Sector 1	Sector 2	Sector 3	T. Spd	Elapsed
9	3	1:45.772	22.507	44.258	39.007	262.1	29:06.018	4	3	1:50.423	23.385	46.675	40.363	249.4	15:13.141								
10	3	6:02.623 B	22.552	45.223	4:54.848	260.9	35:08.641	5	3	1:48.685	22.943	45.619	40.123	250.0	17:01.826								
11	1	2:32.893	51.354	55.535	46.004	135.7	37:41.534	6	3	1:48.491	22.704	45.841	39.946	259.0	18:50.317								
12	1	2:09.463	29.527	53.270	46.666	166.4	39:50.997	7	3	6:16.045 B	22.577	45.927	5:07.541	260.9	25:06.362								
13	1	2:08.469	28.112	55.482	44.875	174.2	41:59.466	8	3	2:06.461	39.357	47.378	39.726	186.9	27:12.823								
14	1	2:04.923	29.527	51.364	44.032	194.2	44:04.389	9	3	1:47.953	22.810	45.446	39.697	255.9	29:00.776								
15	1	2:05.532	26.885	53.653	44.994	189.1	46:09.921	10	3	4:21.960 B	24.438	46.994	3:10.528	261.5	33:22.736								
16	1	2:02.162	27.136	51.571	43.455	200.7	48:12.083	11	2	2:13.658	41.935	50.523	41.200	180.6	35:36.394								
17	1	2:01.912	26.334	52.231	43.347	195.7	50:13.995	12	2	1:50.859	23.694	46.455	40.710	255.3	37:27.253								
18	1	5:22.814 B	27.219	51.765	4:03.830	194.9	55:36.809	13	2	1:48.917	22.858	45.879	40.180	260.2	39:16.170								
19	1	2:23.512	47.288	53.216	43.008	157.4	58:00.321	14	2	1:47.167	22.571	45.220	39.376	261.5	41:03.337								
20	1	2:01.303	25.719	51.470	44.114	206.5	1:00:01.624	15	2	1:47.105	22.685	45.017	39.403	260.9	42:50.442								
21	1	2:02.262	27.015	51.563	43.684	198.2	1:02:03.886	16	2	9:37.908 B	24.172	46.607	8:27.129	258.4	52:28.350								
22	1	5:58.350 B	25.334	49.810	4:43.206	221.3	1:08:02.236	17	2	3:34.337	2:06.825	46.330	41.182	182.7	56:02.687								
23	1	3:10.069	1:36.999	50.983	42.087	158.8	1:11:12.305	18	2	1:49.031	23.537	46.078	39.416	250.6	57:51.718								
24	1	1:56.202	25.112	48.734	42.356	217.7	1:13:08.507	19	2	4:03.655 B	23.991	44.964	2:54.700	260.2	1:01:55.373								
25	1	1:58.385	24.730	51.014	42.641	220.4	1:15:06.892	20	1	6:40.360 B	43.943	49.384	5:07.033	146.3	1:08:35.733								
26	1	5:27.692 B	26.111	50.390	4:11.191	217.3	1:20:34.584	21	1	3:15.936	1:47.844	46.845	41.247	176.8	1:11:51.669								
27	1	2:18.424	42.876	52.042	43.506	161.9	1:22:53.008	22	1	1:56.759	26.242	49.690	40.827	216.9	1:13:48.428								
28	1	1:58.707	25.612	51.200	41.895	216.4	1:24:51.715	23	1	1:53.090	23.935	49.040	40.115	218.2	1:15:41.518								
93 Genoa Racing 1. Elton Julian 2. Christian Zügel 3. Jens Petersen								FLM - Oreca - 09 FLM															
1	1	7:53.972 B	1:09.167	51.993	5:52.812	142.9	7:53.972	1	1	2:20.385	44.597	52.935	42.853	170.3	2:20.385								
2	1	2:08.151	39.403	47.495	41.253	175.9	10:02.123	2	1	1:54.279	24.455	48.247	41.577	254.1	4:14.664								
3	1	1:51.769	23.350	47.084	41.335	253.5	11:53.892	3	1	3:57.425 B	25.545	53.784	2:38.096	234.8	8:12.089								
4	1	1:51.612	23.870	47.169	40.573	236.8	13:45.504	4	3	2:13.672	45.399	47.719	40.554	174.2	10:25.761								
5	1	1:48.609	22.667	46.234	39.708	254.7	15:34.113	5	3	1:50.921	23.700	47.280	39.941	235.3	12:16.682								
6	1	1:48.661	22.394	46.424	39.843	260.9	17:22.774	6	3	1:48.433	22.673	46.190	39.570	259.6	14:05.115								
7	1	6:16.315 B	22.650	46.172	5:07.493	258.4	23:39.089	7	3	1:50.882	22.616	45.414	42.852	261.5	15:55.997								
8	2	2:27.607	51.155	53.006	43.446	142.5	26:06.696	8	3	1:50.377	23.526	46.010	40.841	246.6	17:46.374								
9	2	1:57.268	25.948	49.829	41.491	192.5	28:03.964	9	3	1:47.745	22.352	45.795	39.598	261.5	19:34.119								
10	2	1:53.464	23.904	48.643	40.917	246.6	29:57.428	10	3	3:19.736 B	22.539	44.833	2:12.364	260.2	22:53.855								
11	2	1:54.825	23.834	48.331	42.660	252.3	31:52.253	11	3	2:09.947	41.373	48.188	40.386	133.8	25:03.802								
12	2	8:23.374 B	22.974	47.436	7:12.964	257.1	40:15.627	12	3	3:55.741 B	23.368	48.377	2:43.996	259.0	28:59.543								
13	3	2:11.843	43.751	47.405	40.687	162.7	42:27.470	13	2	2:14.104	41.080	50.432	42.592	177.0	31:13.647								
14	3	1:47.913	22.492	45.837	39.584	257.8	44:15.383	14	2	1:53.341	24.570	48.421	40.350	257.1	33:06.988								
15	3	1:47.595	22.598	45.736	39.261	255.9	46:02.978	15	2	1:49.925	23.817	46.594	39.514	210.9	34:56.913								
16	3	1:47.631	22.654	45.468	39.509	261.5	47:50.609	16	2	1:48.663	23.142	46.037	39.484	242.7	36:45.576								
17	3	1:45.451	22.366	44.115	38.970	257.1	49:36.060	17	2	1:48.997	22.736	46.385	39.876	257.8	38:34.573								
18	3	8:30.837 B	54.977	55.489	6:40.371	259.0	58:06.897	18	2	1:48.365	23.101	45.745	39.519	246.0	40:22.938								
19	2	2:27.221	47.060	54.749	45.412	141.5	1:00:34.118	19	2	5:16.074 B	23.659	46.015	4:06.400	259.0	45:39.012								
20	2	1:57.699	26.004	48.969	42.726	217.7	1:02:31.817	20	2	2:05.378	38.722	46.793	39.863	184.3	47:44.390								
21	2	5:10.049 B	28.338	47.967	3:53.744	260.2	1:07:41.866	21	2	1:47.342	22.666	45.409	39.267	259.0	49:31.732								
22	2	3:21.463	1:52.696	47.774	40.993	156.1	1:11:03.329	22	2	5:29.040 B	23.175	46.164	4:19.701	241.6	55:00.772								
23	2	1:50.951	23.956	46.330	40.665	232.8	1:12:54.280	23	1	2:48.316	59.725	1:02.322	46.269	109.0	57:49.088								
24	2	1:49.981	23.228	46.596	40.157	257.1	1:14:44.261	24	1	2:05.057	26.624	54.350	44.083	188.2	59:54.145								
25	2	1:50.758	23.129	46.907	40.722	255.3	1:16:35.019	25	1	2:02.293	25.458	54.095	42.740	206.1	1:01:56.438								
26	2	1:51.144	24.233	46.725	40.186	254.7	1:18:26.163	26	1	7:33.778 B	24.934	51.675	6:17.169	210.9	1:09:30.216								
27	2	3:39.034 B	23.116	47.917	2:28.001	254.1	1:22:05.197	27	1	4:27.075	2:46.613	57.136	43.326	143.2	1:13:57.291								
28	1	2:08.340	40.604	47.699	40.037	178.5	1:24:13.537	28	1	1:57.702	24.651	50.694	42.357	234.8	1:15:54.993								
95 Pegasus Racing 1. Mirco Schuttis 2. Patrick Simon 3. Julien Schell								FLM - Oreca - 09 FLM															
1	3	3:46.232	2:10.851	52.589	42.792	148.6	3:46.232	29	1	1:58.313	24.195	51.597	42.521	224.5	1:17:53.306								
2	3	7:26.881 B	25.269	49.027	6:12.585	217.7	11:13.113																
3	3	2:09.605	41.109	47.581	40.915	162.7	13:22.718																

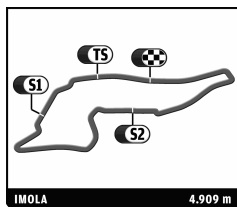


ILMC
6 HOURS OF IMOLA
 Free Practice 1

Sector Analysis

■ Personal Best ■ Session Best B Crossing the finish line in pit lane

Lap	D	Time	Sector 1	Sector 2	Sector 3	T. Spd	Elapsed	Lap	D	Time	Sector 1	Sector 2	Sector 3	T. Spd	Elapsed
30	1	1:59.019	25.116	49.313	44.590	189.1	1:19:52.325								
31	1	1:55.495	24.732	49.121	41.642	237.9	1:21:47.820								
32	1	1:54.993	24.684	48.748	41.561	214.7	1:23:42.813								



Computerised results and timing service

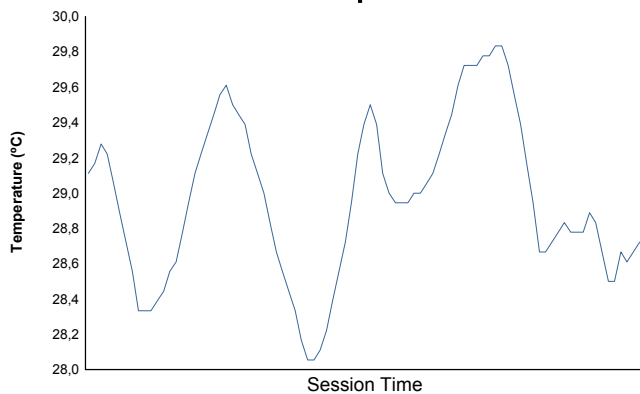
6 HOURS OF IMOLA

ILMC


Free Practice 1

Weather Report

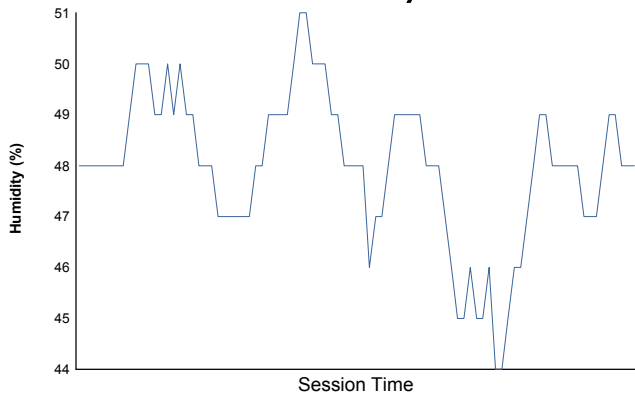
Air Temperature



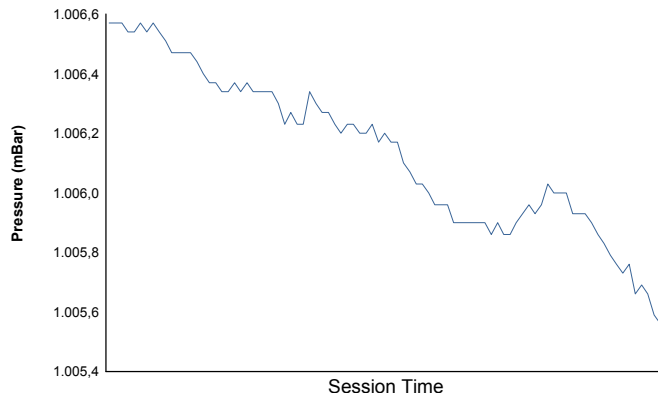
Track Temperature



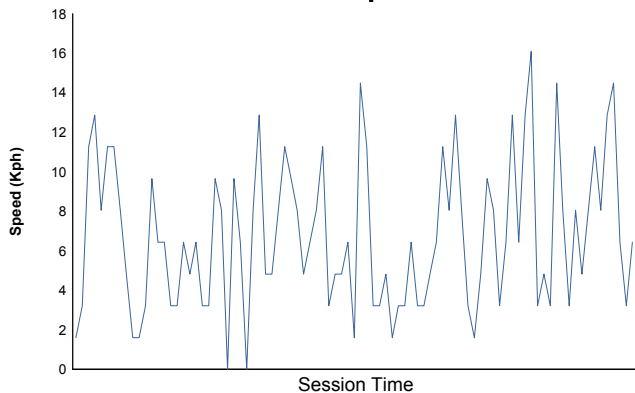
Humidity



Pressure

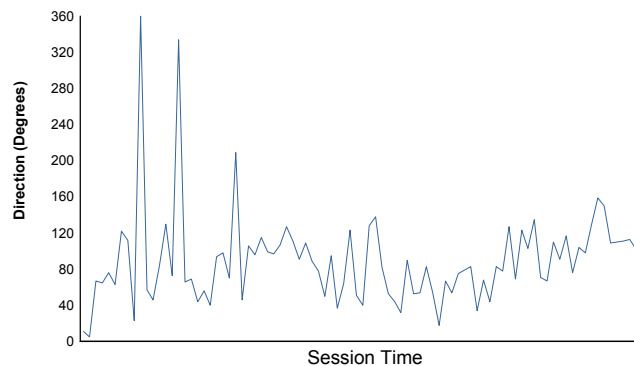


Wind Speed



Wind direction

North = 0°/360° Est = 90° South = 180° West = 270°



Track Status:

DRY