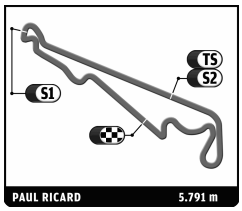

LE MANS SERIES
6 HOURS OF LE CASTELLET
Race

Sector Analysis

Personal Best | Session Best | **B** Crossing the finish line in pit lane

009 — Aston Martin Racing
Stefan Mücke, Darren Turner, Harold Primat — Aston Martin AMR-One, LM P1

Lap	D	Time	Sector 1	Sector 2	Sector 3	T. Spd	Elapsed
1	3	4:05.082 B	1:13.388	1:01.562	1:50.132	132.8	4:05.082
2	3	4:16.974	1:12.312	1:14.388	1:50.274	93.1	8:22.056
3	3	1:57.855	36.405	30.244	51.206	267.3	10:19.911
4	3	1:55.833	35.260	29.954	50.619	268.0	12:15.744
5	3	1:56.760	34.861	30.040	51.859	264.7	14:12.504
6	3	1:55.503	34.888	30.058	50.557	267.3	16:08.007
7	3	1:55.017	34.305	30.079	50.633	264.7	18:03.024
8	3	1:55.450	34.377	30.035	51.038	264.1	19:58.474
9	3	2:18.088	35.734	30.494	1:11.860	260.2	22:16.562
10	3	3:34.005	1:03.330	1:04.456	1:26.219	116.3	25:50.567
11	3	2:44.349	55.925	54.834	53.590	242.2	28:34.916
12	3	1:56.196	35.220	30.256	50.720	265.4	30:31.112
13	3	1:56.402	35.372	30.327	50.703	264.7	32:27.514
14	3	1:56.499	35.431	30.514	50.554	265.4	34:24.013
15	3	1:55.147	34.413	30.120	50.614	266.0	36:19.160
16	3	1:56.559	34.833	30.197	51.529	264.7	38:15.719
17	3	1:55.213	34.520	30.140	50.553	264.7	40:10.932
18	3	1:57.279	35.509	31.196	50.574	262.1	42:08.211
19	3	1:56.624	35.287	30.897	50.440	265.4	44:04.835
20	3	1:56.758	34.857	30.228	51.673	264.7	46:01.593
21	3	1:55.066	34.721	30.132	50.213	266.0	47:56.659
22	3	1:55.079	34.704	30.072	50.303	266.0	49:51.738
23	3	1:57.005	34.560	30.059	52.386	267.3	51:48.743
24	3	1:56.447	34.586	30.060	51.801	266.0	53:45.190
25	3	1:55.214	34.418	30.379	50.417	264.1	55:40.404
26	3	1:54.755	34.350	30.164	50.241	264.1	57:35.159
27	3	2:03.775 B	35.792	30.054	57.929	261.5	59:38.934
28	2	3:45.928	2:19.599	32.285	54.044	260.9	1:03:24.862
29	2	2:00.722	37.374	31.125	52.223	261.5	1:05:25.584
30	2	1:58.637	35.984	30.636	52.017	260.9	1:07:24.221
31	2	1:57.438	35.568	30.636	51.234	261.5	1:09:21.659
32	2	1:57.842	35.649	30.721	51.472	260.2	1:11:19.501
33	2	1:59.102	35.329	30.440	53.333	263.4	1:13:18.603
34	2	2:12.247 B	37.831	32.006	1:02.410	250.6	1:15:30.850
35	2	8:21.096	6:57.583	30.945	52.568	257.8	1:23:51.946
36	2	1:59.900	36.037	31.657	52.206	259.0	1:25:51.846
37	2	1:59.705	36.432	30.805	52.468	261.5	1:27:51.551
38	2	1:59.408	36.734	30.777	51.897	260.2	1:29:50.959
39	2	1:58.737	35.704	30.709	52.324	262.1	1:31:49.696
40	2	1:58.648	36.158	30.355	52.135	264.7	1:33:48.344
41	2	1:57.397	35.389	30.669	51.339	260.9	1:35:45.741
42	2	1:57.350	35.334	30.695	51.321	259.0	1:37:43.091
43	2	1:57.318	35.425	30.578	51.315	259.6	1:39:40.409
44	2	1:58.382	35.247	30.244	52.891	264.7	1:41:38.791
45	2	1:57.829	35.456	30.343	52.030	263.4	1:43:36.620
46	2	1:57.169	35.437	30.436	51.296	261.5	1:45:33.789
47	2	1:57.551	35.358	30.819	51.374	262.1	1:47:31.340
48	2	1:57.084	35.141	30.272	51.671	262.1	1:49:28.424
49	2	1:56.890	35.447	30.496	50.947	260.9	1:51:25.314
50	2	1:57.161	35.057	30.516	51.588	260.9	1:53:22.475
51	2	1:56.778	35.228	30.444	51.106	264.7	1:55:19.253
52	2	1:56.041	34.947	30.424	50.670	264.7	1:57:15.294
53	2	1:57.611	35.783	30.628	51.200	266.7	1:59:12.905
54	2	1:58.100	35.065	30.278	52.757	268.0	2:01:11.005
55	2	1:56.288	34.854	30.608	50.826	264.1	2:03:07.293
56	2	1:57.065	35.252	30.386	51.427	269.3	2:05:04.358
57	2	1:56.490	34.876	30.638	50.976	262.1	2:07:00.848
58	2	1:56.384	34.849	30.439	51.096	263.4	2:08:57.232
59	2	1:56.649	34.947	30.607	51.095	262.8	2:10:53.881
60	2	2:06.219 B	35.632	30.969	59.618	263.4	2:13:00.100
61	1	3:39.320	2:17.179	30.929	51.212	262.1	2:16:39.420
62	1	2:04.923 B	35.088	30.396	59.439	262.8	2:18:44.343
63	1	4:13.940	2:52.063	30.706	51.171	264.1	2:22:58.283
64	1	1:56.148	34.936	30.629	50.583	262.8	2:24:54.431
65	1	1:55.212	34.447	30.508	50.257	264.1	2:26:49.643
66	1	1:55.534	34.818	30.463	50.253	265.4	2:28:45.177
67	1	1:57.309	34.781	30.273	52.255	266.7	2:30:42.486
68	1	1:59.433	36.643	31.395	51.395	268.0	2:32:41.919
69	1	1:56.099	35.065	30.326	50.708	267.3	2:34:38.018
70	1	1:56.337	34.942	30.340	51.055	267.3	2:36:34.355
71	1	1:55.717	34.605	30.369	50.743	266.0	2:38:30.072
72	1	2:06.973 B	35.692	30.362	1:00.919	265.4	2:40:37.045
73	1	30:20.325	...	41.779	52.812	236.8	3:10:57.370
74	1	1:58.020	35.547	30.908	51.565	265.4	3:12:55.390
75	1	1:56.773	35.276	30.632	50.865	263.4	3:14:52.163
76	1	2:03.988 B	34.752	30.426	58.810	265.4	3:16:56.151
77	1	2:07:33.784	...	30.824	53.490	264.1	5:24:29.935
78	1	1:55.217	34.828	30.020	50.369	266.7	5:26:25.152
79	1	1:54.594	34.497	29.761	50.336	270.7	5:28:19.746
80	1	1:54.697	34.770	29.658	50.269	273.4	5:30:14.443
81	1	1:54.184	34.235	29.571	50.378	273.4	5:32:08.627
82	1	1:53.179	34.191	29.515	49.473	273.4	5:34:01.806
83	1	1:54.145	34.606	29.456	50.083	273.4	5:35:55.951
84	1	1:53.328	34.174	29.470	49.684	273.4	5:37:49.279
85	1	1:53.803	34.688	29.544	49.571	273.4	5:39:43.082
86	1	1:58.401	34.544	33.318	50.539	263.4	5:41:41.483
87	1	1:58.714	35.602	32.251	50.861	268.0	5:43:40.197
88	1	2:08.188	35.008	41.880	51.300	254.7	5:45:48.385
89	1	1:53.143	33.945	29.464	49.734	272.0	5:47:41.528
90	1	1:52.728	33.677	29.283	49.768	274.1	5:49:34.256
91	1	1:52.454	33.703	29.350	49.401	274.8	5:51:26.710
92	1	1:53.931	33.640	29.342	50.949	279.1	5:53:20.641
93	1	1:52.729	33.682	29.336	49.711	273.4	5:55:13.370
94	1	1:53.465	34.761	29.397	49.307	272.7	5:57:06.835
95	1	1:52.461	33.860	29.640	48.961	274.8	5:58:59.296
96	1	2:02.097 B	33.650	30.306	58.141	274.8	6:01:01.393

12 — Rebellion Racing
Neel Jani, Nicolas Prost — Lola B10/60 Coupé - Toyota, LM P1

Lap	D	Time	Sector 1	Sector 2	Sector 3	T. Spd	Elapsed
1	1	3:52.179 B	1:07.357	59.715	1:45.107	123.7	3:52.179
2	1	4:25.210	1:19.486	1:13.168	1:52.556	89.5	8:17.389
3	1	1:51.404	34.716	28.401	48.287	283.5	10:08.793
4	1	1:49.085	33.142	28.192	47.751	285.0	11:57.878
5	1	1:49.357	33.060	28.134	48.163	284.2	13:47.235
6	1	1:49.177	33.022	28.193	47.962	284.2	15:36.412
7	1	1:49.371	33.162	28.185	48.024	284.2	17:25.783
8	1	1:50.546	33.977	28.260	48.309	282.7	19:16.329
9	1	1:57.885	32.953	28.638	56.294	270.0	21:14.214
10	1	2:59.350	37.435	39.031	1:42.884	152.8	24:13.564
11	1	3:30.196	1:04.847	1:07.926	1:17.423	111.5	27:43.760
12	1	2:04.819	39.150	30.697	54.972	267.3	29:48.579
13	1	2:02.898	36.752	31.573	54.573	263.4	31:51.477

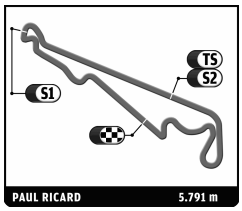

LE MANS SERIES

6 HOURS OF LE CASTELLET

Race

Sector Analysis

Personal Best | Session Best | **B** Crossing the finish line in pit lane

Lap	D	Time	Sector 1	Sector 2	Sector 3	T. Spd	Elapsed
14	1	22:57.187 B	36.409	31.415	...	265.4	54:48.664
15	2	2:13.751	53.301	28.832	51.618	285.0	57:02.415
16	2	1:50.905	34.365	28.318	48.222	285.0	58:53.320
17	2	1:50.768	33.415	28.528	48.825	285.7	1:00:44.088
18	2	1:49.353	33.115	28.239	47.999	284.2	1:02:33.441
19	2	1:49.680	33.319	28.135	48.226	286.5	1:04:23.121
20	2	1:50.234	33.090	28.248	48.896	285.7	1:06:13.355
21	2	1:50.368	33.947	28.226	48.195	285.7	1:08:03.723
22	2	1:50.817	33.470	28.285	49.062	286.5	1:09:54.540
23	2	1:50.200	33.221	28.366	48.613	288.0	1:11:44.740
24	2	1:48.826	32.739	28.118	47.969	286.5	1:13:33.566
25	2	1:49.087	33.018	28.248	47.821	286.5	1:15:22.653
26	2	1:48.651	32.896	28.104	47.651	287.2	1:17:11.304
27	2	1:49.553	33.398	28.329	47.826	285.7	1:19:00.857
28	2	1:49.379	32.704	28.094	48.581	286.5	1:20:50.236
29	2	1:51.504	34.494	28.134	48.876	287.2	1:22:41.740
30	2	1:48.455	32.709	28.084	47.662	286.5	1:24:30.195
31	2	1:48.786	32.964	28.176	47.646	285.7	1:26:18.981
32	2	1:48.284	32.526	28.129	47.629	286.5	1:28:07.265
33	2	1:47.878	32.499	27.844	47.535	288.0	1:29:55.143
34	2	1:49.433	32.668	27.906	48.859	290.3	1:31:44.576
35	2	1:48.953	32.581	27.935	48.437	289.5	1:33:33.529
36	2	1:49.051	32.812	27.990	48.249	288.8	1:35:22.580
37	2	1:49.643	33.887	27.962	47.794	285.0	1:37:12.223
38	2	1:48.879	32.664	28.018	48.197	287.2	1:39:01.102
39	2	1:49.600	33.187	28.092	48.321	286.5	1:40:50.702
40	2	2:46.549 B	32.734	28.159	1:45.656	285.7	1:43:37.251
41	2	2:07.924	49.661	28.318	49.945	288.8	1:45:45.175
42	2	1:50.580	33.816	28.151	48.613	288.0	1:47:35.755
43	2	1:49.971	32.902	27.978	49.091	286.5	1:49:25.726
44	2	1:48.975	32.727	28.051	48.197	285.7	1:51:14.701
45	2	1:49.528	32.962	28.344	48.222	285.0	1:53:04.229
46	2	1:52.104	35.479	28.454	48.171	283.5	1:54:56.333
47	2	1:50.469	33.044	28.683	48.742	283.5	1:56:46.802
48	2	1:49.188	32.959	28.236	47.993	285.7	1:58:35.990
49	2	1:49.314	32.879	28.574	47.861	285.0	2:00:25.304
50	2	1:50.366	32.929	28.100	49.337	287.2	2:02:15.670
51	2	1:49.924	32.970	28.123	48.831	286.5	2:04:05.594
52	2	1:49.756	32.986	28.418	48.352	287.2	2:05:55.350
53	2	1:48.356	32.689	28.141	47.526	285.0	2:07:43.706
54	2	1:51.115	34.327	28.412	48.376	284.2	2:09:34.821
55	2	1:50.934	34.437	28.361	48.136	284.2	2:11:25.755
56	2	1:50.393	33.149	28.042	49.202	287.2	2:13:16.148
57	2	1:49.507	32.730	28.109	48.668	288.0	2:15:05.655
58	2	1:50.121	34.289	28.056	47.776	285.7	2:16:55.776
59	2	1:50.457	33.546	28.253	48.658	285.7	2:18:46.233
60	2	1:49.445	32.695	28.032	48.718	287.2	2:20:35.678
61	2	1:50.878	34.063	28.212	48.603	287.2	2:22:26.556
62	2	1:51.565	33.682	29.144	48.739	285.7	2:24:18.121
63	2	1:51.016	34.555	28.272	48.189	284.2	2:26:09.137
64	2	1:49.105	32.794	28.020	48.291	286.5	2:27:58.242
65	2	1:50.339	33.526	29.033	47.780	285.7	2:29:48.581
66	2	1:50.609	33.882	28.118	48.609	288.0	2:31:39.190
67	2	3:22.195 B	32.694	27.985	2:21.516	287.2	2:35:01.385
68	1	2:06.891	50.395	28.222	48.274	284.2	2:37:08.276
69	1	1:48.410	32.573	27.968	47.869	286.5	2:38:56.686
70	1	1:48.273	32.584	28.225	47.464	283.5	2:40:44.959
71	1	1:50.838	32.716	28.007	50.115	286.5	2:42:35.797
72	1	1:49.725	32.912	27.981	48.832	287.2	2:44:25.522
73	1	1:48.587	32.769	28.074	47.744	286.5	2:46:14.109
74	1	1:49.946	33.465	28.217	48.264	285.7	2:48:04.055
75	1	1:51.565	34.762	28.725	48.078	285.7	2:49:55.620
76	1	1:49.067	32.964	28.089	48.014	286.5	2:51:44.687
77	1	1:50.060	32.691	28.120	49.249	287.2	2:53:34.747
78	1	1:53.607	34.871	29.577	49.159	283.5	2:55:28.354
79	1	1:48.793	33.091	28.208	47.494	283.5	2:57:17.147
80	1	1:50.146	33.194	28.227	48.725	285.0	2:59:07.293
81	1	1:48.991	32.957	28.054	47.980	285.7	3:00:56.284
82	1	1:49.712	32.658	28.135	48.919	285.7	3:02:45.996
83	1	1:49.242	33.482	28.153	47.607	285.7	3:04:35.238
84	1	1:48.822	32.605	28.018	48.199	285.7	3:06:24.060
85	1	1:50.388	32.635	28.075	49.678	286.5	3:08:14.448
86	1	1:49.688	33.111	28.259	48.318	287.2	3:10:04.136
87	1	1:49.138	32.924	28.154	48.060	288.8	3:11:53.274
88	1	1:50.767	33.612	28.001	49.154	291.1	3:13:44.041
89	1	1:49.438	33.574	28.091	47.773	285.0	3:15:33.479
90	1	1:52.191	33.633	29.058	49.500	285.7	3:17:25.670
91	1	1:49.295	32.744	27.996	48.555	288.0	3:19:14.965
92	1	1:50.619	33.492	28.018	49.109	289.5	3:21:05.584
93	1	2:44.737 B	32.479	28.205	1:44.053	286.5	3:23:50.321
94	1	3:59.129	1:29.951	58.330	1:30.848	134.5	3:27:49.450
95	1	2:44.564	59.701	54.320	50.543	235.3	3:30:34.014
96	1	1:48.144	32.773	28.056	47.315	282.0	3:32:22.158
97	1	1:47.818	32.561	27.974	47.283	285.0	3:34:09.976
98	1	1:47.886	32.484	28.039	47.363	285.7	3:35:57.862
99	1	1:49.767	32.733	27.911	49.123	287.2	3:37:47.629
100	1	1:50.059	32.762	27.969	49.328	288.0	3:39:37.688
101	1	1:50.268	33.079	28.091	49.098	286.5	3:41:27.956
102	1	1:49.250	32.699	28.051	48.500	285.7	3:43:17.206
103	1	1:49.614	32.783	28.137	48.694	284.2	3:45:06.820
104	1	1:48.735	32.826	28.249	47.660	285.0	3:46:55.555
105	1	1:50.396	33.853	28.848	47.695	285.0	3:48:45.951
106	1	1:51.292	32.923	28.870	49.499	287.2	3:50:37.243
107	1	1:48.453	32.674	28.197	47.582	284.2	3:52:25.696
108	1	1:48.693	33.079	28.090	47.524	285.7	3:54:14.389
109	1	1:49.197	33.630	28.089	47.478	285.0	3:56:03.586
110	1	1:48.888	32.699	28.124	48.065	286.5	3:57:52.474
111	1	1:50.944	33.036	28.028	49.880	287.2	3:59:43.418
112	1	1:48.039	32.543	28.022	47.474	285.0	4:01:31.457
113	1	1:49.112	33.575	28.076	47.461	285.0	4:03:20.569
114	1	1:49.212	32.793	28.535	47.884	286.5	4:05:09.781
115	1	1:53.102	36.225	28.676	48.201	285.7	4:07:02.883
116	1	1:50.983	35.595	28.091	47.297	285.0	4:08:53.866
117	1	1:54.678	32.846	28.835	52.997	289.5	4:10:48.544
118	1	1:49.425	33.274	28.077	48.074	286.5	4:12:37.969
119	1	1:48.820	32.797	28.087	47.936	285.7	4:14:26.789
120	1	1:49.482	33.489	28.049	47.944	285.0	4:16:16.271
121	1	3:31.331 B	33.548	27.930	2:29.853	289.5	4:19:47.602
122	2	2:09.140	51.540	28.399	49.201	286.5	4:21:56.742
123	2	1:48.993	33.000	28.228	47.765	284.2	4:23:45.735
124	2	1:49.523	32.594	28.118	48.811	285.0	4:25:35.258
125	2	1:49.121	32.886	28.456	47.779	283.5	4:27:24.379
126	2	1:47.976	32.566	28.089	47.321	285.0	4:29:12.355
127	2	1:50.438	32.631	28.049	49.758	285.7	4:31:02.793
128	2	1:47.983	32.608	28.174	47.201	285.0	4:32:50.776
129	2	1:48.698	32.492	28.094	48.112	287.2	4:34:39.474

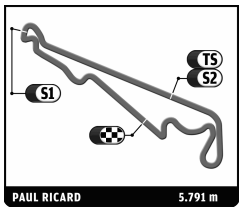

LE MANS SERIES
6 HOURS OF LE CASTELLET
Race

Sector Analysis

Personal Best | Session Best | **B** Crossing the finish line in pit lane

Lap	D	Time	Sector 1	Sector 2	Sector 3	T. Spd	Elapsed
130	2	1:50.156	32.646	29.140	48.370	285.7	4:36:29.630
131	2	1:48.424	32.753	28.239	47.432	284.2	4:38:18.054
132	2	1:48.519	32.408	28.052	48.059	287.2	4:40:06.573
133	2	1:48.911	32.995	28.075	47.841	288.0	4:41:55.484
134	2	1:49.378	33.063	27.936	48.379	290.3	4:43:44.862
135	2	1:49.332	32.972	28.919	47.441	285.0	4:45:34.194
136	2	1:49.338	33.485	28.188	47.665	285.0	4:47:23.532
137	2	1:49.438	33.567	28.352	47.519	283.5	4:49:12.970
138	2	1:49.420	32.444	28.030	48.946	285.7	4:51:02.390
139	2	1:48.796	32.692	28.072	48.032	285.7	4:52:51.186
140	2	1:48.911	32.602	28.687	47.622	285.7	4:54:40.097
141	2	1:49.826	32.457	28.992	48.377	287.2	4:56:29.923
142	2	1:49.689	32.456	27.959	49.274	288.0	4:58:19.612
143	2	1:50.232	33.344	28.134	48.754	285.0	5:00:09.844
144	2	1:47.942	32.568	28.142	47.232	284.2	5:01:57.786
145	2	1:47.465	32.444	28.009	47.012	285.0	5:03:45.251
146	2	1:49.137	32.579	28.013	48.545	287.2	5:05:34.388
147	2	1:49.671	33.203	28.043	48.425	285.7	5:07:24.059
148	2	3:04.530 B	33.380	28.208	2:02.942	285.7	5:10:28.589
149	2	2:07.323	49.997	28.608	48.718	282.7	5:12:35.912
150	2	1:49.706	33.110	28.307	48.289	283.5	5:14:25.618
151	2	1:50.669	34.049	28.350	48.270	284.2	5:16:16.287
152	2	1:50.073	32.835	28.374	48.864	283.5	5:18:06.360
153	2	1:50.488	33.568	28.278	48.642	285.0	5:19:56.848
154	2	1:50.078	33.174	28.225	48.679	284.2	5:21:46.926
155	2	1:53.047	34.073	29.957	49.017	282.7	5:23:39.973
156	2	1:50.470	33.498	28.428	48.544	282.0	5:25:30.443
157	2	1:50.957	33.556	28.550	48.851	282.7	5:27:21.400
158	2	1:51.177	33.600	28.220	49.357	286.5	5:29:12.577
159	2	1:51.430	33.622	28.211	49.597	287.2	5:31:04.007
160	2	1:51.790	33.762	28.236	49.792	285.0	5:32:55.797
161	2	1:51.923	34.210	28.493	49.220	283.5	5:34:47.720
162	2	1:53.330	34.252	28.389	50.689	284.2	5:36:41.050
163	2	1:51.986	33.854	28.496	49.636	283.5	5:38:33.036
164	2	1:51.791	33.831	28.549	49.411	281.2	5:40:24.827
165	2	1:51.840	33.804	28.413	49.623	287.2	5:42:16.667
166	2	1:52.163	34.380	28.926	48.857	282.7	5:44:08.830
167	2	2:13.257 B	33.666	28.656	1:10.935	284.2	5:46:22.087
168	2	2:06.165	49.755	28.357	48.053	284.2	5:48:28.252
169	2	1:49.840	32.814	28.124	48.902	288.0	5:50:18.092
170	2	1:50.709	32.887	28.169	49.653	286.5	5:52:08.801
171	2	1:49.364	33.226	28.160	47.978	286.5	5:53:58.165
172	2	1:50.473	33.714	28.190	48.569	285.7	5:55:48.638
173	2	1:48.796	32.820	28.038	47.938	288.0	5:57:37.434
174	2	1:52.929	33.424	28.936	50.569	287.2	5:59:30.363
175	2	1:48.273	32.726	28.004	47.543	286.5	6:01:18.636

13 **Rebellion Racing** — Lola B10/60 Coupé - Toyota
Andrea Belicchi — LM P1
Jean Christophe Boullion

Lap	D	Time	Sector 1	Sector 2	Sector 3	T. Spd	Elapsed
1	2	3:56.476 B	1:08.796	1:00.887	1:46.793	129.2	3:56.476
2	2	4:22.549	1:16.967	1:13.420	1:52.162	91.4	8:19.025
3	2	2:50.877 B	35.615	28.905	1:46.357	282.0	11:09.902
4	2	2:07.909	50.499	28.684	48.726	282.7	13:17.811
5	2	1:51.187	33.653	28.324	49.210	283.5	15:08.998
6	2	1:49.656	33.004	28.417	48.235	284.2	16:58.654
7	2	1:51.271	33.022	28.710	49.539	284.2	18:49.925
8	2	1:54.909	33.068	28.199	53.642	286.5	20:44.834
9	2	3:22.865	38.958	58.822	1:45.085	104.4	24:07.699
10	2	3:31.207	1:02.588	1:10.356	1:18.263	106.3	27:38.906
11	2	1:53.748	35.355	29.310	49.083	281.2	29:32.654
12	2	1:50.745	33.425	28.392	48.928	285.0	31:23.399
13	2	1:50.755	33.660	28.719	48.376	282.0	33:14.154
14	2	1:49.711	33.164	28.307	48.240	282.7	35:03.865
15	2	1:49.068	33.033	28.177	47.858	287.2	36:52.933
16	2	1:49.917	33.180	28.256	48.481	283.5	38:42.850
17	2	2:45.301 B	34.121	30.097	1:41.083	271.4	41:28.151
18	2	2:10.264	51.357	29.438	49.469	282.7	43:38.415
19	2	1:49.673	33.148	28.447	48.078	281.2	45:28.088
20	2	1:50.058	32.978	28.888	48.192	282.7	47:18.146
21	2	1:49.785	32.938	28.240	48.607	285.0	49:07.931
22	2	1:49.796	33.187	28.237	48.372	285.0	50:57.727
23	2	1:50.694	33.005	29.482	48.207	284.2	52:48.421
24	2	1:49.230	32.873	28.236	48.121	283.5	54:37.651
25	2	1:51.022	33.622	28.557	48.843	283.5	56:28.673
26	2	1:50.512	32.864	27.983	49.665	286.5	58:19.185
27	2	1:48.586	32.883	28.014	47.689	288.0	1:00:07.771
28	2	1:51.208	34.892	28.537	47.779	284.2	1:01:58.979
29	2	1:49.031	32.873	28.054	48.104	288.8	1:03:48.010
30	2	1:50.593	34.098	28.510	47.985	283.5	1:05:38.603
31	2	1:49.645	33.547	28.131	47.967	284.2	1:07:28.248
32	2	1:48.956	33.009	28.074	47.873	285.0	1:09:17.204
33	2	3:18.829 B	33.557	28.723	2:16.549	286.5	1:12:36.033
34	2	2:06.979	49.596	28.332	49.051	285.0	1:14:43.012
35	2	1:49.741	33.183	28.396	48.162	283.5	1:16:32.753
36	2	1:50.140	33.139	28.891	48.110	283.5	1:18:22.893
37	2	1:50.227	33.203	28.602	48.422	285.0	1:20:13.120
38	2	1:49.599	33.111	28.291	48.197	283.5	1:22:02.719
39	2	1:50.896	33.081	28.108	49.707	288.0	1:23:53.615
40	2	1:49.657	33.358	28.135	48.164	287.2	1:25:43.272
41	2	1:49.647	33.182	28.022	48.443	288.8	1:27:32.919
42	2	1:49.069	32.788	28.145	48.136	285.7	1:29:21.988
43	2	1:51.419	33.489	29.518	48.412	283.5	1:31:13.407
44	2	1:50.626	34.158	28.334	48.134	283.5	1:33:04.033
45	2	1:49.817	33.287	28.104	48.426	285.7	1:34:53.850
46	2	1:50.357	33.078	28.089	49.190	287.2	1:36:44.207
47	2	1:50.735	32.956	28.141	49.638	285.0	1:38:34.942
48	2	1:50.118	33.056	28.160	48.902	285.0	1:40:25.060
49	2	1:49.148	33.059	28.180	47.909	286.5	1:42:14.208
50	2	1:49.438	33.215	28.101	48.122	286.5	1:44:03.646
51	2	1:50.425	33.567	28.104	48.754	287.2	1:45:54.071
52	2	1:49.599	33.102	28.123	48.374	285.0	1:47:43.670
53	2	1:50.136	33.199	28.021	48.916	286.5	1:49:33.806
54	2	3:43.799 B	35.446	31.191	2:37.162	279.8	1:53:17.605
55	1	2:10.004	51.740	28.794	49.470	282.7	1:55:27.609
56	1	1:51.887	33.764	28.832	49.291	284.2	1:57:19.496
57	1	1:50.858	33.104	28.286	49.468	284.2	1:59:10.354
58	1	1:50.152	32.999	28.320	48.833	283.5	2:01:00.506
59	1	1:49.066	33.050	28.303	47.713	282.0	2:02:49.572
60	1	1:48.656	32.739	28.278	47.639	285.7	2:04:38.228
61	1	1:51.061	33.118	28.057	49.886	286.5	2:06:29.289
62	1	1:50.163	33.044	28.482	48.637	284.2	2:08:19.452
63	1	1:49.708	32.810	28.242	48.656	285.7	2:10:09.160
64	1	1:53.594	33.206	30.049	50.339	284.2	2:12:02.754
65	1	1:49.207	32.874	28.252	48.081	284.2	2:13:51.961
66	1	1:48.542	32.765	28.229	47.548	285.0	2:15:40.503

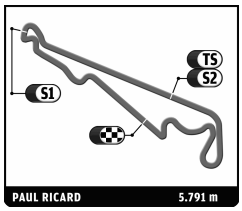

LE MANS SERIES
6 HOURS OF LE CASTELLET
Race

Sector Analysis

Personal Best | Session Best | B Crossing the finish line in pit lane

Lap	D	Time	Sector 1	Sector 2	Sector 3	T. Spd	Elapsed	Lap	D	Time	Sector 1	Sector 2	Sector 3	T. Spd	Elapsed
67	1	1:50.081	32.691	28.103	49.287	285.7	2:17:30.584	125	2	1:50.047	34.357	28.092	47.598	286.5	4:08:55.274
68	1	1:50.412	33.150	28.188	49.074	284.2	2:19:20.996	126	2	1:51.944	32.904	27.803	51.237	289.5	4:10:47.218
69	1	1:49.629	33.049	28.111	48.469	285.0	2:21:10.625	127	2	1:49.580	32.782	28.179	48.619	284.2	4:12:36.798
70	1	1:49.448	33.216	28.243	47.989	283.5	2:23:00.073	128	2	2:29.341 B	32.702	28.004	1:28.635	285.7	4:15:06.139
71	1	1:50.630	33.558	28.912	48.160	282.7	2:24:50.703	129	2	2:06.606	50.155	28.464	47.987	283.5	4:17:12.745
72	1	1:49.269	32.717	28.118	48.434	285.0	2:26:39.972	130	2	1:49.091	33.010	28.230	47.851	283.5	4:19:01.836
73	1	1:50.340	33.023	29.232	48.085	283.5	2:28:30.312	131	2	1:49.399	33.026	28.276	48.097	285.7	4:20:51.235
74	1	1:49.708	33.397	28.172	48.139	284.2	2:30:20.020	132	2	1:48.515	32.702	28.185	47.628	284.2	4:22:39.750
75	1	1:49.447	33.055	27.997	48.395	286.5	2:32:09.467	133	2	1:51.168	35.326	28.043	47.799	286.5	4:24:30.918
76	1	1:50.520	33.011	28.485	49.024	288.8	2:33:59.987	134	2	1:48.267	32.640	27.988	47.639	285.7	4:26:19.185
77	1	1:50.182	32.815	28.994	48.373	283.5	2:35:50.169	135	2	2:09.034	51.852	28.646	48.536	286.5	4:28:28.219
78	1	1:50.071	33.664	28.194	48.213	284.2	2:37:40.240	136	2	1:49.813	32.964	28.159	48.690	284.2	4:30:18.032
79	1	2:31.885 B	32.714	28.029	1:31.142	287.2	2:40:12.125	137	2	1:49.575	33.541	28.180	47.854	285.0	4:32:07.607
80	1	2:09.113	51.682	28.825	48.606	284.2	2:42:21.238	138	2	1:49.569	33.399	28.264	47.906	285.0	4:33:57.176
81	1	1:49.827	33.121	28.315	48.391	283.5	2:44:11.065	139	2	1:49.192	33.313	28.166	47.713	285.7	4:35:46.368
82	1	1:51.403	33.146	28.123	50.134	287.2	2:46:02.468	140	2	1:49.496	33.006	28.178	48.312	287.2	4:37:35.864
83	1	1:51.518	34.421	28.228	48.869	285.0	2:47:53.986	141	2	1:49.450	33.517	28.198	47.735	285.0	4:39:25.314
84	1	1:50.692	32.975	28.168	49.549	288.0	2:49:44.678	142	2	1:49.358	32.969	28.095	48.294	286.5	4:41:14.672
85	1	1:51.001	33.496	28.226	49.279	287.2	2:51:35.679	143	2	2:43.430 B	33.344	28.173	1:41.913	288.0	4:43:58.102
86	1	1:52.095	33.817	29.543	48.735	283.5	2:53:27.774	144	2	2:09.174	51.560	29.173	48.441	286.5	4:46:07.276
87	1	1:50.217	33.527	28.394	48.296	282.7	2:55:17.991	145	2	1:49.168	33.067	28.199	47.902	284.2	4:47:56.444
88	1	1:49.494	33.212	28.337	47.945	285.0	2:57:07.485	146	2	1:49.464	33.053	28.217	48.194	285.0	4:49:45.908
89	1	1:51.195	34.572	28.264	48.359	284.2	2:58:58.680	147	2	1:49.665	33.390	28.281	47.994	285.0	4:51:35.573
90	1	1:50.470	33.538	28.253	48.679	285.0	3:00:49.150	148	2	1:50.716	34.139	28.425	48.152	285.7	4:53:26.289
91	1	1:50.019	33.215	28.288	48.516	285.0	3:02:39.169	149	2	1:50.221	33.152	28.896	48.173	286.5	4:55:16.510
92	1	1:51.548	34.027	28.180	49.341	287.2	3:04:30.717	150	2	1:49.341	33.117	28.344	47.880	284.2	4:57:05.851
93	1	1:51.156	33.197	28.409	49.550	285.7	3:06:21.873	151	2	1:49.064	32.906	28.214	47.944	285.0	4:58:54.915
94	1	1:51.423	32.941	28.139	50.343	286.5	3:08:13.296	152	2	1:50.466	33.299	28.132	49.035	287.2	5:00:45.381
95	1	1:50.434	33.580	28.679	48.175	284.2	3:10:03.730	153	2	1:51.283	34.208	28.764	48.311	285.7	5:02:36.664
96	1	1:49.232	32.881	28.262	48.089	285.7	3:11:52.962	154	2	1:49.349	33.311	28.240	47.798	288.8	5:04:26.013
97	1	1:50.213	33.594	28.202	48.417	288.8	3:13:43.175	155	2	1:50.876	33.637	28.249	48.990	285.7	5:06:16.889
98	1	1:49.692	33.295	28.344	48.053	284.2	3:15:32.867	156	2	1:49.761	33.189	28.219	48.353	285.0	5:08:06.650
99	1	1:51.715	33.504	28.168	50.043	286.5	3:17:24.582	157	2	1:50.173	33.337	28.213	48.623	285.0	5:09:56.823
100	1	1:50.023	33.004	28.121	48.898	285.7	3:19:14.605	158	2	1:50.603	33.129	28.238	49.236	285.0	5:11:47.426
101	1	1:49.623	33.304	28.138	48.181	287.2	3:21:04.228	159	2	1:49.987	33.143	28.266	48.578	285.0	5:13:37.413
102	1	1:52.889	32.882	28.312	51.695	284.2	3:22:57.117	160	2	1:50.206	33.552	28.092	48.562	285.0	5:15:27.619
103	1	4:16.542 B	36.785	48.390	2:51.367	99.7	3:27:13.659	161	2	1:49.065	32.988	28.186	47.891	285.0	5:17:16.684
104	2	3:25.596	1:39.863	52.530	53.203	264.7	3:30:39.255	162	2	3:25.469 B	35.371	30.792	2:19.306	272.7	5:20:42.153
105	2	1:49.412	33.458	28.008	47.946	285.0	3:32:28.667	163	1	2:12.647	53.526	28.494	50.627	286.5	5:22:54.800
106	2	1:48.838	32.949	27.909	47.980	285.7	3:34:17.505	164	1	1:50.463	33.432	28.306	48.725	282.0	5:24:45.263
107	2	1:49.785	33.255	27.953	48.577	288.0	3:36:07.290	165	1	1:50.899	33.988	28.397	48.514	282.7	5:26:36.162
108	2	1:49.122	33.134	27.975	48.013	285.7	3:37:56.412	166	1	1:51.027	32.797	28.092	50.138	285.7	5:28:27.189
109	2	1:49.227	33.145	27.800	48.282	289.5	3:39:45.639	167	1	1:49.894	33.457	28.124	48.313	285.0	5:30:17.083
110	2	1:51.349	33.461	28.966	48.922	288.8	3:41:36.988	168	1	1:51.424	33.651	28.428	49.345	287.2	5:32:08.507
111	2	1:49.449	33.657	28.060	47.732	287.2	3:43:26.437	169	1	1:49.928	32.861	28.156	48.911	284.2	5:33:58.435
112	2	1:49.794	33.217	28.406	48.171	290.3	3:45:16.231	170	1	1:48.477	32.795	28.111	47.571	283.5	5:35:46.912
113	2	1:49.295	33.257	28.044	47.994	286.5	3:47:05.526	171	1	1:48.060	32.640	27.990	47.430	284.2	5:37:34.972
114	2	1:48.867	32.945	28.098	47.824	285.7	3:48:54.393	172	1	1:49.374	32.633	28.024	48.717	285.0	5:39:24.346
115	2	1:49.851	33.583	28.119	48.149	285.0	3:50:44.244	173	1	1:52.681	33.263	28.063	51.355	286.5	5:41:17.027
116	2	1:49.709	33.768	28.201	47.740	285.0	3:52:33.953	174	1	1:54.288	34.691	29.526	50.071	284.2	5:43:11.315
117	2	1:48.504	32.823	28.160	47.521	284.2	3:54:22.457	175	1	1:51.598	33.497	29.196	48.905	282.7	5:45:02.913
118	2	1:49.150	32.967	27.999	48.184	287.2	3:56:11.607	176	1	1:51.351	34.242	28.324	48.785	282.7	5:46:54.264
119	2	1:49.858	32.687	27.990	49.181	288.0	3:58:01.465	177	1	1:50.609	33.124	28.160	49.325	285.7	5:48:44.873
120	2	1:49.310	32.809	27.883	48.618	288.0	3:59:50.775	178	1	1:52.648	34.300	28.396	49.952	282.7	5:50:37.521
121	2	1:48.820	32.973	28.159	47.688	284.2	4:01:39.595	179	1	1:50.856	33.440	28.263	49.153	282.7	5:52:28.377
122	2	1:48.844	32.644	27.928	48.272	285.7	4:03:28.439	180	1	1:52.613	33.311	28.062	51.240	288.0	5:54:20.990
123	2	1:48.674	32.661	28.030	47.983	286.5	4:05:17.113	181	1	1:53.393	35.161	29.102	49.130	282.0	5:56:14.383
124	2	1:48.114	32.716	27.833	47.565	287.2	4:07:05.227	182	1	1:53.874	35.340	28.319	50.215	285.0	5:58:08.257

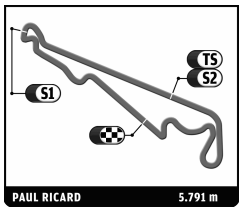

LE MANS SERIES
6 HOURS OF LE CASTELLET
Race

Sector Analysis

Personal Best | Session Best | **B** Crossing the finish line in pit lane

Lap	D	Time	Sector 1	Sector 2	Sector 3	T. Spd	Elapsed
183	1	1:51.239	33.560	28.259	49.420	284.2	5:59:59.496
184	1	1:52.475	33.820	28.215	50.440	284.2	6:01:51.971

16 **Pescarolo Team** — Pescarolo - Judd, LM P1
Emmanuel Collard, Julien Jousse, Christophe Tinseau

Lap	D	Time	Sector 1	Sector 2	Sector 3	T. Spd	Elapsed
1	2	4:47.419 **B**	1:34.502	1:05.401	2:07.516	126.3	4:47.419
2	2	3:49.091	1:00.990	1:05.374	1:42.727	112.0	8:36.510
3	2	1:58.452	36.129	29.194	53.129	298.3	10:34.962
4	2	1:52.622	34.544	29.133	48.945	294.3	12:27.584
5	2	1:53.401	35.134	28.443	49.824	295.9	14:20.985
6	2	1:49.959	33.533	28.011	48.415	293.5	16:10.944
7	2	1:49.555	33.391	27.984	48.180	293.5	18:00.499
8	2	1:50.647	33.970	27.913	48.764	293.5	19:51.146
9	2	2:22.454	33.714	28.935	1:19.805	286.5	22:13.600
10	2	3:34.387	1:04.580	1:03.854	1:25.953	118.9	25:47.987
11	2	2:42.833	56.710	55.579	50.544	250.0	28:30.820
12	2	1:51.084	33.881	28.015	49.188	292.7	30:21.904
13	2	1:50.041	33.491	28.001	48.549	295.1	32:11.945
14	2	1:50.725	33.712	27.974	49.039	294.3	34:02.670
15	2	1:52.519	34.106	28.228	50.185	295.9	35:55.189
16	2	1:50.245	34.031	27.887	48.327	295.9	37:45.434
17	2	1:52.472	34.029	29.060	49.383	296.7	39:37.906
18	2	1:51.138	34.363	27.960	48.815	292.7	41:29.044
19	2	1:49.508	33.330	27.997	48.181	291.9	43:18.552
20	2	1:50.468	33.391	27.907	49.170	295.1	45:09.020
21	2	1:50.375	33.873	28.038	48.464	292.7	46:59.395
22	2	1:50.712	33.584	27.948	49.180	292.7	48:50.107
23	2	1:52.824	34.513	29.681	48.630	291.1	50:42.931
24	2	1:50.916	33.659	27.978	49.279	294.3	52:33.847
25	2	1:52.768	34.615	27.938	50.215	292.7	54:26.615
26	2	1:51.052	33.892	27.777	49.383	295.1	56:17.667
27	2	1:50.881	33.951	28.503	48.427	291.9	58:08.548
28	2	1:58.739 **B**	33.470	27.804	57.465	293.5	1:00:07.287
29	2	2:38.841	1:22.279	27.970	48.592	294.3	1:02:46.128
30	2	1:50.234	33.579	28.208	48.447	292.7	1:04:36.362
31	2	1:52.240	34.417	28.101	49.722	293.5	1:06:28.602
32	2	1:50.288	33.763	28.035	48.490	292.7	1:08:18.890
33	2	1:49.923	33.435	27.978	48.510	292.7	1:10:08.813
34	2	1:51.784	34.104	29.171	48.509	291.1	1:12:00.597
35	2	1:51.026	33.430	27.852	49.744	293.5	1:13:51.623
36	2	1:50.955	34.336	28.140	48.479	291.9	1:15:42.578
37	2	1:50.054	33.538	28.021	48.495	292.7	1:17:32.632
38	2	1:52.650	33.869	27.874	50.907	295.1	1:19:25.282
39	2	1:50.415	33.639	27.987	48.789	293.5	1:21:15.697
40	2	1:52.825	34.768	28.750	49.307	295.1	1:23:08.522
41	2	1:50.226	33.682	28.027	48.517	292.7	1:24:58.748
42	2	1:50.271	33.661	28.159	48.451	292.7	1:26:49.019
43	2	1:50.618	33.660	27.995	48.963	293.5	1:28:39.637
44	2	1:53.050	34.536	28.114	50.400	295.9	1:30:32.687
45	2	1:50.182	33.722	27.943	48.517	293.5	1:32:22.869
46	2	1:50.042	33.578	27.871	48.593	294.3	1:34:12.911
47	2	1:49.837	33.630	27.783	48.424	294.3	1:36:02.748
48	2	1:51.181	33.749	27.868	49.564	294.3	1:37:53.929
49	2	1:51.326	33.839	27.986	49.501	295.9	1:39:45.255
50	2	1:52.353	34.693	27.958	49.702	293.5	1:41:37.608
51	2	1:52.124	34.217	28.895	49.012	292.7	1:43:29.732
52	2	2:00.928 **B**	34.046	27.817	59.065	295.9	1:45:30.660
53	3	3:11.891	1:55.095	28.104	48.692	293.5	1:48:42.551
54	3	1:51.079	34.019	28.041	49.019	293.5	1:50:33.630
55	3	1:50.262	33.581	28.113	48.568	292.7	1:52:23.892
56	3	1:49.302	33.233	27.972	48.097	294.3	1:54:13.194
57	3	1:49.879	33.058	27.854	48.967	295.1	1:56:03.073
58	3	1:50.241	33.297	27.898	49.046	295.1	1:57:53.314
59	3	1:50.184	33.765	27.920	48.499	295.1	1:59:43.498
60	3	1:49.490	33.102	28.011	48.377	294.3	2:01:32.988
61	3	1:51.171	34.108	28.961	48.102	291.1	2:03:24.159
62	3	1:49.982	33.330	28.014	48.638	295.1	2:05:14.141
63	3	1:49.761	33.206	27.978	48.577	295.1	2:07:03.902
64	3	1:49.096	33.192	27.938	47.966	294.3	2:08:52.998
65	3	1:49.115	33.185	27.979	47.951	293.5	2:10:42.113
66	3	1:50.620	33.253	29.263	48.104	293.5	2:12:32.733
67	3	1:52.156	33.066	27.982	51.108	297.5	2:14:24.889
68	3	1:50.197	33.271	27.985	48.941	294.3	2:16:15.086
69	3	1:50.938	33.406	28.920	48.612	294.3	2:18:06.024
70	3	1:48.853	33.138	27.983	47.732	293.5	2:19:54.877
71	3	1:49.344	33.271	27.897	48.176	294.3	2:21:44.221
72	3	1:51.577	34.767	28.102	48.708	295.1	2:23:35.798
73	3	1:49.318	33.293	27.957	48.068	294.3	2:25:25.116
74	3	1:49.383	33.534	27.956	47.893	294.3	2:27:14.499
75	3	1:51.675	34.572	28.940	48.163	294.3	2:29:06.174
76	3	1:49.297	33.185	27.908	48.204	294.3	2:30:55.471
77	3	1:49.403	33.203	27.907	48.293	295.9	2:32:44.874
78	3	1:49.833	33.224	27.881	48.728	295.9	2:34:34.707
79	3	1:51.039	33.895	27.959	49.185	295.9	2:36:25.746
80	3	1:59.696 **B**	34.013	27.912	57.771	295.1	2:38:25.442
81	3	2:40.652	1:23.534	28.302	48.816	292.7	2:41:06.094
82	3	1:51.439	33.891	28.827	48.721	291.1	2:42:57.533
83	3	1:49.854	33.562	28.066	48.226	293.5	2:44:47.387
84	3	1:51.739	33.785	29.429	48.525	292.7	2:46:39.126
85	3	1:49.981	33.147	28.077	48.757	293.5	2:48:29.107
86	3	1:49.154	33.129	28.016	48.009	295.1	2:50:18.261
87	3	1:50.495	33.229	28.030	49.236	295.9	2:52:08.756
88	3	1:49.640	33.551	28.022	48.067	294.3	2:53:58.396
89	3	1:51.174	34.180	28.883	48.111	291.9	2:55:49.570
90	3	1:50.322	33.274	27.916	49.132	295.9	2:57:39.892
91	3	1:50.644	33.640	27.934	49.070	297.5	2:59:30.536
92	3	1:49.317	33.291	28.030	47.996	295.1	3:01:19.853
93	3	1:50.010	34.069	27.976	47.965	295.1	3:03:09.863
94	3	1:50.122	33.302	27.988	48.832	295.1	3:04:59.985
95	3	1:50.192	33.226	28.031	48.935	295.9	3:06:50.177
96	3	1:48.869	33.044	28.004	47.821	294.3	3:08:39.046
97	3	1:50.356	33.107	28.996	48.253	293.5	3:10:29.402
98	3	1:50.085	33.405	28.078	48.602	296.7	3:12:19.487
99	3	1:50.108	33.674	28.339	48.095	296.7	3:14:09.595
100	3	1:51.541	34.134	29.336	48.071	293.5	3:16:01.136
101	3	1:50.072	33.402	27.898	48.772	296.7	3:17:51.208
102	3	1:51.706	34.326	28.085	49.295	289.5	3:19:42.914
103	3	1:49.757	33.289	27.913	48.555	298.3	3:21:32.671
104	3	2:31.899 **B**	35.334	30.144	1:26.421	247.1	3:24:04.570
105	1	6:34.332	4:47.106	54.041	53.185	264.7	3:30:38.902
106	1	1:49.072	33.196	27.845	48.031	293.5	3:32:27.974
107	1	1:49.271	33.096	27.992	48.183	293.5	3:34:17.245
108	1	1:49.693	33.101	28.001	48.591	294.3	3:36:06.938
109	1	1:48.762	33.024	27.885	47.853	293.5	3:37:55.700
110	1	1:49.342	33.104	27.753	48.485	296.7	3:39:45.042

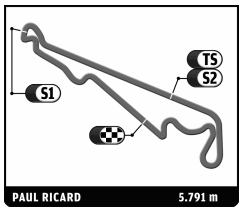

LE MANS SERIES
6 HOURS OF LE CASTELLET
Race

Sector Analysis

Personal Best | Session Best | **B** Crossing the finish line in pit lane

Lap	D	Time	Sector 1	Sector 2	Sector 3	T. Spd	Elapsed
111	1	1:51.624	33.757	28.650	49.217	294.3	3:41:36.666
112	1	1:49.327	33.602	27.848	47.877	294.3	3:43:25.993
113	1	1:49.979	33.431	28.410	48.138	294.3	3:45:15.972
114	1	1:50.368	33.046	27.882	49.440	295.1	3:47:06.340
115	1	1:51.153	33.900	29.260	47.993	292.7	3:48:57.493
116	1	1:50.157	34.038	27.951	48.168	295.9	3:50:47.650
117	1	1:49.761	33.483	27.931	48.347	295.9	3:52:37.411
118	1	1:52.581	33.057	27.966	51.558	296.7	3:54:29.992
119	1	1:48.908	32.905	27.812	48.191	295.9	3:56:18.900
120	1	1:48.996	33.294	27.944	47.758	294.3	3:58:07.896
121	1	1:51.059	33.071	27.859	50.129	295.1	3:59:58.955
122	1	1:49.696	33.185	27.796	48.715	295.9	4:01:48.651
123	1	1:48.879	33.134	27.832	47.913	295.1	4:03:37.530
124	1	1:49.327	33.616	27.884	47.827	295.9	4:05:26.857
125	1	1:48.851	33.260	27.748	47.843	295.9	4:07:15.708
126	1	1:51.110	34.298	29.133	47.679	294.3	4:09:06.818
127	1	1:48.367	32.998	27.793	47.576	295.1	4:10:55.185
128	1	1:49.926	33.026	28.656	48.244	296.7	4:12:45.111
129	1	1:48.972	33.319	27.787	47.866	295.9	4:14:34.083
130	1	1:49.534	33.302	27.929	48.303	295.9	4:16:23.617
131	1	1:49.513	32.894	27.630	48.989	298.3	4:18:13.130
132	1	1:58.242 B	33.857	27.919	56.466	295.1	4:20:11.372
133	1	2:37.894	1:21.447	28.214	48.233	293.5	4:22:49.266
134	1	1:50.940	33.373	28.112	49.455	295.1	4:24:40.206
135	1	1:50.635	33.294	28.065	49.276	295.9	4:26:30.841
136	1	1:51.098	33.629	28.958	48.511	293.5	4:28:21.939
137	1	1:49.981	33.231	28.407	48.343	294.3	4:30:11.920
138	1	1:49.408	33.252	27.915	48.241	294.3	4:32:01.328
139	1	1:50.100	33.328	27.877	48.895	295.1	4:33:51.428
140	1	1:51.688	33.180	27.999	50.509	294.3	4:35:43.116
141	1	1:51.905	34.007	27.989	49.909	295.1	4:37:35.021
142	1	1:49.496	33.340	28.025	48.131	293.5	4:39:24.517
143	1	1:49.892	33.150	28.041	48.701	294.3	4:41:14.409
144	1	1:49.530	33.334	28.104	48.092	294.3	4:43:03.939
145	1	1:49.638	33.226	27.910	48.502	295.1	4:44:53.577
146	1	1:50.774	33.286	27.869	49.619	296.7	4:46:44.351
147	1	1:49.563	33.345	27.988	48.230	294.3	4:48:33.914
148	1	1:51.059	33.091	28.064	49.904	295.1	4:50:24.973
149	1	1:50.265	33.452	27.850	48.963	295.1	4:52:15.238
150	1	1:51.297	34.672	28.042	48.583	295.1	4:54:06.535
151	1	1:49.581	33.430	28.046	48.105	294.3	4:55:56.116
152	1	1:50.777	33.265	28.084	49.428	295.1	4:57:46.893
153	1	1:49.904	33.411	27.985	48.508	294.3	4:59:36.797
154	1	1:51.027	34.491	27.975	48.561	294.3	5:01:27.824
155	1	1:50.712	34.281	28.063	48.368	294.3	5:03:18.536
156	1	1:50.512	33.256	27.953	49.303	294.3	5:05:09.048
157	1	1:50.135	33.483	27.893	48.759	295.9	5:06:59.183
158	1	1:51.541	33.367	28.486	49.688	295.1	5:08:50.724
159	1	2:01.136 B	33.482	27.838	59.816	297.5	5:10:51.860
160	1	3:12.591	1:56.948	27.923	47.720	292.7	5:14:04.451
161	1	1:50.762	33.630	27.937	49.195	293.5	5:15:55.213
162	1	1:48.669	32.861	27.921	47.887	292.7	5:17:43.882
163	1	1:49.394	32.867	27.864	48.663	292.7	5:19:33.276
164	1	1:48.650	33.104	27.832	47.714	292.7	5:21:21.926
165	1	1:49.283	33.510	27.933	47.840	292.7	5:23:11.209
166	1	1:51.085	34.008	29.179	47.898	293.5	5:25:02.294
167	1	1:52.756	34.928	29.004	48.824	292.7	5:26:55.050
168	1	1:49.202	32.912	27.973	48.317	294.3	5:28:44.252
169	1	1:49.791	33.962	27.932	47.897	293.5	5:30:34.043
170	1	1:50.294	34.053	27.906	48.335	295.1	5:32:24.337
171	1	1:49.348	33.424	27.832	48.092	294.3	5:34:13.685
172	1	1:49.777	33.133	27.897	48.747	295.9	5:36:03.462
173	1	1:50.323	34.382	27.816	48.125	293.5	5:37:53.785
174	1	1:49.436	33.456	27.660	48.320	295.1	5:39:43.221
175	1	1:49.599	33.383	28.431	47.785	293.5	5:41:32.820
176	1	1:50.128	33.225	27.857	49.046	294.3	5:43:22.948
177	1	1:51.837	33.966	28.047	49.824	294.3	5:45:14.785
178	1	1:51.968	33.134	27.858	50.976	295.1	5:47:06.753
179	1	1:49.342	33.304	27.923	48.115	293.5	5:48:56.095
180	1	1:51.516	33.197	29.048	49.271	292.7	5:50:47.611
181	1	1:49.851	33.255	28.311	48.285	292.7	5:52:37.462
182	1	1:49.552	33.174	27.937	48.441	294.3	5:54:27.014
183	1	1:50.710	33.209	27.765	49.736	294.3	5:56:17.724
184	1	1:51.235	33.575	27.910	49.750	294.3	5:58:08.959
185	1	2:00.180	34.299	29.102	56.779	291.1	6:00:09.139

20 **Quifel - ASM Team** — Zytek 09SC, LM P1
Miguel Amaral
Olivier Pla

Lap	D	Time	Sector 1	Sector 2	Sector 3	T. Spd	Elapsed
1	2	3:53.482 B	1:07.799	1:00.089	1:45.594	128.6	3:53.482
2	2	4:24.305	1:18.848	1:13.181	1:52.276	85.2	8:17.787
3	2	1:52.121	34.879	28.441	48.801	287.2	10:09.908
4	2	1:50.228	33.669	28.238	48.321	289.5	12:00.136
5	2	1:50.028	33.485	28.277	48.266	288.8	13:50.164
6	2	1:49.522	33.368	28.192	47.962	289.5	15:39.686
7	2	1:49.737	33.087	28.136	48.514	289.5	17:29.423
8	2	4:24.669 B	38.085	39.425	3:07.159	183.7	21:54.092
9	2	21:50.174 B	3:25.327	1:08.423	...	117.4	43:44.266
10	2	2:10.529	52.141	28.659	49.729	288.0	45:54.795
11	2	1:51.323	33.508	28.222	49.593	291.1	47:46.118
12	2	1:50.658	33.865	28.446	48.347	290.3	49:36.776
13	2	1:49.293	33.189	28.159	47.945	291.1	51:26.069
14	2	1:49.732	33.000	28.042	48.690	290.3	53:15.801
15	2	1:48.980	33.030	28.027	47.923	291.1	55:04.781
16	2	1:50.598	34.191	28.481	47.926	291.1	56:55.379
17	2	1:50.001	33.284	28.458	48.259	289.5	58:45.380
18	2	1:49.095	33.060	28.084	47.951	291.1	1:00:34.475
19	2	1:50.727	33.559	28.082	49.086	291.9	1:02:25.202
20	2	1:49.818	33.464	28.307	48.047	290.3	1:04:15.020
21	2	1:49.253	33.341	28.119	47.793	290.3	1:06:04.273
22	2	1:50.150	33.137	27.949	49.064	294.3	1:07:54.423
23	2	1:49.426	33.215	28.068	48.143	291.9	1:09:43.849
24	2	1:49.016	33.327	28.025	47.664	290.3	1:11:32.865
25	2	1:48.635	32.903	28.001	47.731	291.9	1:13:21.500
26	2	1:53.241	34.334	30.151	48.756	291.1	1:15:14.741
27	2	1:50.596	33.836	28.038	48.722	292.7	1:17:05.337
28	2	1:48.912	32.784	28.082	48.046	291.9	1:18:54.249
29	2	1:48.901	33.045	28.136	47.720	291.1	1:20:43.150
30	2	1:51.869	34.923	28.640	48.306	290.3	1:22:35.019
31	2	1:49.011	32.976	27.968	48.067	292.7	1:24:24.030
32	2	1:48.504	32.957	28.035	47.512	291.1	1:26:12.534
33	2	2:31.811 B	33.041	29.054	1:29.716	291.1	1:28:44.345
34	2	2:06.787	50.120	28.219	48.448	291.1	1:30:51.132
35	2	1:50.100	33.338	28.302	48.460	292.7	1:32:41.232
36	2	1:52.118	33.648	28.925	49.545	291.9	1:34:33.350
37	2	1:50.442	33.606	28.081	48.755	291.9	1:36:23.792

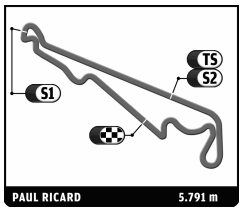

LE MANS SERIES

6 HOURS OF LE CASTELLET

Race

Sector Analysis

Personal Best | Session Best | B Crossing the finish line in pit lane

Lap	D	Time	Sector 1	Sector 2	Sector 3	T. Spd	Elapsed	Lap	D	Time	Sector 1	Sector 2	Sector 3	T. Spd	Elapsed
38	2	1:50.478	34.009	28.109	48.360	289.5	1:38:14.270	96	1	1:51.863	34.331	28.539	48.993	288.8	3:33:24.175
39	2	1:49.501	33.319	28.155	48.027	290.3	1:40:03.771	97	1	1:52.392	33.960	28.591	49.841	288.0	3:35:16.567
40	2	1:50.096	33.255	28.081	48.760	293.5	1:41:53.867	98	1	1:51.530	34.013	28.580	48.937	289.5	3:37:08.097
41	2	1:51.446	33.448	28.166	49.832	291.9	1:43:45.313	99	1	1:51.308	34.068	28.443	48.797	289.5	3:38:59.405
42	2	1:50.251	33.526	28.030	48.695	294.3	1:45:35.564	100	1	1:52.128	34.806	28.544	48.778	290.3	3:40:51.533
43	2	1:51.259	33.780	29.136	48.343	291.1	1:47:26.823	101	1	1:51.676	34.422	28.454	48.800	290.3	3:42:43.209
44	2	1:50.709	33.849	28.864	47.996	289.5	1:49:17.532	102	1	1:52.906	34.008	29.444	49.454	289.5	3:44:36.115
45	2	1:50.014	33.140	28.095	48.779	291.1	1:51:07.546	103	1	1:53.308	34.724	29.524	49.060	288.0	3:46:29.423
46	2	1:49.051	33.169	28.083	47.799	291.1	1:52:56.597	104	1	1:51.833	33.782	28.629	49.422	288.8	3:48:21.256
47	2	1:50.927	33.172	28.099	49.656	292.7	1:54:47.524	105	1	1:53.190	34.779	28.952	49.459	291.1	3:50:14.446
48	2	1:50.824	33.892	28.831	48.101	289.5	1:56:38.348	106	1	1:52.606	34.980	28.500	49.126	289.5	3:52:07.052
49	2	1:49.718	33.518	28.158	48.042	291.9	1:58:28.066	107	1	1:51.234	33.814	28.553	48.867	288.8	3:53:58.286
50	2	1:51.016	33.495	28.147	49.374	291.9	2:00:19.082	108	1	1:52.032	33.911	28.487	49.634	291.9	3:55:50.318
51	2	1:52.987	34.842	28.388	49.757	291.1	2:02:12.069	109	1	1:52.895	34.387	28.852	49.656	289.5	3:57:43.213
52	2	1:49.582	33.322	28.236	48.024	292.7	2:04:01.651	110	1	1:51.374	34.062	28.599	48.713	288.0	3:59:34.587
53	2	1:50.563	33.513	29.015	48.035	291.1	2:05:52.214	111	1	1:51.442	33.604	28.558	49.280	288.8	4:01:26.029
54	2	1:49.428	33.437	28.171	47.820	291.1	2:07:41.642	112	1	1:51.167	33.717	28.430	49.020	288.8	4:03:17.196
55	2	1:51.664	34.288	28.171	49.205	289.5	2:09:33.306	113	1	1:52.010	33.772	28.745	49.493	291.1	4:05:09.206
56	2	1:50.750	33.733	28.233	48.784	289.5	2:11:24.056	114	1	1:53.669	35.817	28.619	49.233	288.8	4:07:02.875
57	2	1:50.564	33.445	28.214	48.905	289.5	2:13:14.620	115	1	1:54.179	37.101	28.575	48.503	290.3	4:08:57.054
58	2	1:50.699	33.678	28.250	48.771	290.3	2:15:05.319	116	1	1:51.726	33.500	28.546	49.680	291.1	4:10:48.780
59	2	3:14.163 B	35.076	28.260	2:10.827	291.1	2:18:19.482	117	1	1:52.902	34.507	28.967	49.428	290.3	4:12:41.682
60	1	2:12.335	51.950	28.563	51.822	291.1	2:20:31.817	118	1	1:51.380	33.698	28.580	49.102	288.0	4:14:33.062
61	1	1:54.121	34.376	28.568	51.177	290.3	2:22:25.938	119	1	1:51.960	33.865	28.412	49.683	283.5	4:16:25.022
62	1	1:54.005	34.718	29.094	50.193	289.5	2:24:19.943	120	1	1:51.852	33.968	28.487	49.397	289.5	4:18:16.874
63	1	1:54.272	34.398	29.357	50.517	290.3	2:26:14.215	121	1	3:14.851 B	34.473	28.681	2:11.697	291.1	4:21:31.725
64	1	1:52.460	34.460	28.657	49.343	288.0	2:28:06.675	122	2	2:07.567	51.099	28.246	48.222	289.5	4:23:39.292
65	1	1:53.814	34.208	28.483	51.123	291.9	2:30:00.489	123	2	1:50.462	33.429	28.312	48.721	289.5	4:25:29.754
66	1	1:52.620	34.651	28.478	49.491	289.5	2:31:53.109	124	2	1:49.280	33.355	28.239	47.686	288.8	4:27:19.034
67	1	1:53.448	34.700	29.186	49.562	288.8	2:33:46.557	125	2	1:48.772	33.050	28.153	47.569	289.5	4:29:07.806
68	1	1:52.009	34.452	28.446	49.111	290.3	2:35:38.566	126	2	1:50.507	32.964	28.746	48.797	288.8	4:30:58.313
69	1	1:52.066	33.818	28.426	49.822	290.3	2:37:30.632	127	2	1:48.542	32.792	28.176	47.574	289.5	4:32:46.855
70	1	1:53.019	34.265	28.396	50.358	290.3	2:39:23.651	128	2	1:50.243	32.809	29.468	47.966	288.0	4:34:37.098
71	1	1:52.245	34.011	28.291	49.943	292.7	2:41:15.896	129	2	1:48.871	33.088	28.051	47.732	292.7	4:36:25.969
72	1	1:52.376	34.345	28.521	49.510	289.5	2:43:08.272	130	2	1:48.564	32.718	28.317	47.529	288.0	4:38:14.533
73	1	1:52.289	33.974	29.131	49.184	285.7	2:45:00.561	131	2	1:50.726	33.018	28.630	49.078	289.5	4:40:05.259
74	1	1:51.704	34.166	28.520	49.018	288.8	2:46:52.265	132	2	1:49.789	33.845	28.300	47.644	289.5	4:41:55.048
75	1	1:51.846	33.902	28.334	49.610	290.3	2:48:44.111	133	2	1:50.577	32.954	28.096	49.527	291.9	4:43:45.625
76	1	1:51.191	33.865	28.443	48.883	289.5	2:50:35.302	134	2	1:49.501	32.970	28.372	48.159	290.3	4:45:35.126
77	1	1:51.224	33.744	28.342	49.138	291.1	2:52:26.526	135	2	1:50.065	34.136	28.326	47.603	289.5	4:47:25.191
78	1	1:51.875	34.097	28.605	49.173	288.0	2:54:18.401	136	2	1:51.330	33.728	28.166	49.436	293.5	4:49:16.521
79	1	1:51.349	33.882	28.602	48.865	291.1	2:56:09.750	137	2	1:49.761	33.453	28.174	48.134	290.3	4:51:06.282
80	1	1:52.087	34.387	28.552	49.148	289.5	2:58:01.837	138	2	1:50.388	33.643	28.076	48.669	291.1	4:52:56.670
81	1	1:53.297	34.900	28.954	49.443	289.5	2:59:55.134	139	2	1:49.679	33.541	28.341	47.797	289.5	4:54:46.349
82	1	1:52.028	33.967	28.487	49.574	289.5	3:01:47.162	140	2	1:49.605	32.872	28.253	48.480	290.3	4:56:35.954
83	1	1:51.959	33.791	28.547	49.621	290.3	3:03:39.121	141	2	1:50.095	33.032	29.224	47.839	287.2	4:58:26.049
84	1	1:52.198	34.467	28.623	49.108	288.0	3:05:31.319	142	2	1:50.144	33.674	28.164	48.306	290.3	5:00:16.193
85	1	1:52.696	33.831	28.356	50.509	291.9	3:07:24.015	143	2	1:48.950	33.241	28.015	47.694	292.7	5:02:05.143
86	1	2:36.467 B	33.869	28.501	1:34.097	291.1	3:10:00.482	144	2	1:48.376	32.904	28.039	47.433	290.3	5:03:53.519
87	1	2:12.280	52.852	28.714	50.714	288.8	3:12:12.762	145	2	1:47.930	32.633	28.067	47.230	290.3	5:05:41.449
88	1	1:52.487	33.983	28.776	49.728	288.8	3:14:05.249	146	2	1:48.972	33.228	28.075	47.669	290.3	5:07:30.421
89	1	1:53.225	34.221	28.879	50.125	288.0	3:15:58.474	147	2	1:48.551	32.868	28.119	47.564	290.3	5:09:18.972
90	1	1:52.387	34.121	28.674	49.592	289.5	3:17:50.861	148	2	2:32.543 B	33.044	28.415	1:31.084	293.5	5:11:51.515
91	1	1:54.013	34.211	28.722	51.080	284.2	3:19:44.874	149	2	2:07.796	50.804	28.438	48.554	288.8	5:13:59.311
92	1	1:53.345	34.601	28.863	49.881	290.3	3:21:38.219	150	2	1:50.994	34.396	28.391	48.207	288.8	5:15:50.305
93	1	3:33.767 B	35.002	35.169	2:23.596	232.3	3:25:11.986	151	2	1:49.556	33.103	28.277	48.176	288.8	5:17:39.861
94	1	4:24.953	1:52.029	1:07.541	1:25.383	114.2	3:29:36.939	152	2	1:49.427	33.077	28.152	48.198	291.1	5:19:29.288
95	1	1:55.373	35.169	29.466	50.738	289.5	3:31:32.312	153	2	1:49.928	33.130	28.227	48.571	290.3	5:21:19.216

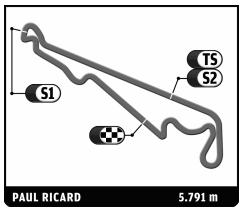

LE MANS SERIES
6 HOURS OF LE CASTELLET
Race

Sector Analysis

Personal Best | Session Best | B Crossing the finish line in pit lane

Lap	D	Time	Sector 1	Sector 2	Sector 3	T. Spd	Elapsed
154	2	1:49.639	33.155	28.313	48.171	289.5	5:23:08.855
155	2	1:51.161	34.227	28.354	48.580	290.3	5:25:00.016
156	2	1:50.484	33.797	28.337	48.350	289.5	5:26:50.500
157	2	1:51.288	33.731	29.308	48.249	288.8	5:28:41.788
158	2	1:50.415	33.485	28.231	48.699	291.1	5:30:32.203
159	2	1:50.750	34.011	28.250	48.489	292.7	5:32:22.953
160	2	1:49.963	33.336	28.206	48.421	291.9	5:34:12.916
161	2	1:49.934	33.337	28.312	48.285	290.3	5:36:02.850
162	2	1:50.500	34.045	28.282	48.173	290.3	5:37:53.350
163	2	1:50.955	33.299	28.245	49.411	285.7	5:39:44.305
164	2	1:51.634	33.689	29.397	48.548	289.5	5:41:35.939
165	2	1:52.591	34.379	28.903	49.309	289.5	5:43:28.530
166	2	1:52.101	33.733	28.261	50.107	293.5	5:45:20.631
167	2	1:50.268	33.375	28.265	48.628	294.3	5:47:10.899
168	2	1:51.723	34.172	28.836	48.715	288.8	5:49:02.622
169	2	1:50.879	33.608	28.299	48.972	289.5	5:50:53.501
170	2	1:53.564	33.902	29.677	49.985	291.1	5:52:47.065
171	2	1:50.744	33.662	28.254	48.828	290.3	5:54:37.809
172	2	1:50.837	33.513	28.261	49.063	290.3	5:56:28.646
173	2	1:51.770	34.444	28.349	48.977	291.1	5:58:20.416
174	2	1:52.769	34.132	28.320	50.317	289.5	6:00:13.185

36 RML — Tommy Erdos, Mike Newton, Ben Collins — HPD ARX -01d — LM P2

Lap	D	Time	Sector 1	Sector 2	Sector 3	T. Spd	Elapsed
1	1	4:54.348 B	1:37.076	1:05.067	2:12.205	154.9	4:54.348
2	1	3:42.363	1:00.126	1:01.029	1:41.208	126.9	8:36.711
3	1	2:01.697	37.521	30.602	53.574	266.0	10:38.408
4	1	1:57.197	35.232	30.487	51.478	260.2	12:35.605
5	1	1:55.967	34.746	30.357	50.864	259.0	14:31.572
6	1	1:56.163	35.495	30.568	50.100	261.5	16:27.735
7	1	1:56.559	34.586	30.536	51.437	262.8	18:24.294
8	1	1:57.000	35.361	30.566	51.073	260.9	20:21.294
9	1	3:37.604	41.635	1:09.206	1:46.763	113.0	23:58.898
10	1	3:31.579	1:05.351	1:05.174	1:21.054	107.8	27:30.477
11	1	1:58.778	36.008	30.728	52.042	259.6	29:29.255
12	1	1:55.599	34.915	30.308	50.376	264.1	31:24.854
13	1	1:54.961	34.273	30.478	50.210	260.9	33:19.815
14	1	1:54.818	34.387	30.335	50.096	263.4	35:14.633
15	1	1:54.866	34.580	30.442	49.844	262.1	37:09.499
16	1	1:54.637	34.507	30.494	49.636	261.5	39:04.136
17	1	1:54.919	34.602	30.557	49.760	262.1	40:59.055
18	1	1:54.631	34.512	30.355	49.764	262.8	42:53.686
19	1	1:55.105	34.526	30.309	50.270	265.4	44:48.791
20	1	1:54.248	34.350	30.358	49.540	260.9	46:43.039
21	1	1:54.901	34.625	30.499	49.777	260.9	48:37.940
22	1	1:56.675	34.562	30.257	51.856	263.4	50:34.615
23	1	1:55.727	34.954	30.351	50.422	262.8	52:30.342
24	1	1:54.632	34.199	30.876	49.557	261.5	54:24.974
25	1	1:54.614	34.166	30.202	50.246	260.9	56:19.588
26	1	1:55.713	35.136	31.007	49.570	263.4	58:15.301
27	1	3:35.518 B	34.231	30.398	2:30.889	262.1	1:01:50.819
28	1	2:11.711	51.098	30.527	50.086	261.5	1:04:02.530
29	1	1:56.418	34.399	30.503	51.516	262.1	1:05:58.948
30	1	1:55.401	34.387	30.540	50.474	262.1	1:07:54.349
31	1	1:56.315	34.832	30.378	51.105	262.1	1:09:50.664
32	1	1:55.463	35.020	30.367	50.076	261.5	1:11:46.127
33	1	1:56.030	35.745	30.440	49.845	260.9	1:13:42.157
34	1	1:54.707	34.154	30.570	49.983	261.5	1:15:36.864
35	1	1:54.628	34.332	30.470	49.826	261.5	1:17:31.492
36	1	1:55.898	34.103	30.262	51.533	264.1	1:19:27.390
37	1	1:57.221	35.656	31.536	50.029	257.8	1:21:24.611
38	1	1:55.454	34.347	31.057	50.050	262.1	1:23:20.065
39	1	1:55.485	34.473	30.441	50.571	264.7	1:25:15.550
40	1	1:54.925	34.640	30.393	49.892	262.1	1:27:10.475
41	1	1:54.236	34.102	30.336	49.798	264.1	1:29:04.711
42	1	1:54.425	34.484	30.239	49.702	262.1	1:30:59.136
43	1	1:54.895	34.497	29.905	50.493	270.7	1:32:54.031
44	1	1:55.777	35.534	30.239	50.004	261.5	1:34:49.808
45	1	1:54.184	34.271	30.201	49.712	264.1	1:36:43.992
46	1	1:54.408	34.529	30.343	49.536	262.1	1:38:38.400
47	1	1:56.328	34.307	30.175	51.846	264.1	1:40:34.728
48	1	1:56.480	35.807	30.419	50.254	267.3	1:42:31.208
49	1	1:54.599	34.418	30.581	49.600	261.5	1:44:25.807
50	1	1:53.736	34.008	30.367	49.361	262.8	1:46:19.543
51	1	1:53.794	33.974	30.356	49.464	262.1	1:48:13.337
52	1	1:53.833	33.990	30.308	49.535	262.1	1:50:07.170
53	1	2:40.727 B	34.648	30.193	1:35.886	264.1	1:52:47.897
54	1	2:11.937	51.027	30.511	50.399	262.1	1:54:59.834
55	1	1:55.423	34.613	30.494	50.316	260.9	1:56:55.257
56	1	1:55.083	34.572	30.530	49.981	262.1	1:58:50.340
57	1	1:54.741	34.358	30.440	49.943	260.9	2:00:45.081
58	1	1:55.658	34.511	30.501	50.646	260.2	2:02:40.739
59	1	1:54.791	34.846	30.379	49.566	264.1	2:04:35.530
60	1	1:54.860	34.393	30.397	50.070	264.7	2:06:30.390
61	1	1:56.847	35.312	30.317	51.218	262.8	2:08:27.237
62	1	1:55.321	34.494	30.444	50.383	262.8	2:10:22.558
63	1	1:55.386	34.493	30.546	50.347	260.2	2:12:17.944
64	1	1:55.137	34.409	30.512	50.216	262.1	2:14:13.081
65	1	1:57.844	34.826	31.908	51.110	261.5	2:16:10.925
66	1	1:56.581	34.774	30.689	51.118	261.5	2:18:07.506
67	1	1:55.797	34.755	30.199	50.843	264.7	2:20:03.303
68	1	1:57.642	35.670	31.075	50.897	259.6	2:22:00.945
69	1	1:55.640	34.523	30.763	50.354	260.2	2:23:56.585
70	1	1:55.954	34.998	30.432	50.524	262.1	2:25:52.539
71	1	1:55.877	35.344	30.370	50.163	262.1	2:27:48.416
72	1	1:56.569	34.443	30.195	51.931	266.7	2:29:44.985
73	1	1:55.067	34.414	30.440	50.213	261.5	2:31:40.052
74	1	1:54.911	34.496	30.410	50.005	262.1	2:33:34.963
75	1	1:55.354	34.333	30.176	50.845	264.7	2:35:30.317
76	1	1:56.186	34.460	30.300	51.426	265.4	2:37:26.503
77	1	1:54.466	34.396	30.031	50.039	269.3	2:39:20.969
78	1	1:54.385	34.230	30.134	50.021	264.1	2:41:15.354
79	1	1:55.667	35.498	30.169	50.000	262.8	2:43:11.021
80	1	3:29.779 B	35.105	30.232	2:24.442	263.4	2:46:40.800
81	2	2:18.770	54.287	31.234	53.249	259.6	2:48:59.570
82	2	2:01.088	36.011	31.000	54.077	258.4	2:51:00.658
83	2	2:01.882	36.085	32.483	53.314	256.5	2:53:02.540
84	2	2:01.659	36.140	31.580	53.939	257.1	2:55:04.199
85	2	2:00.694	36.277	31.406	53.011	257.1	2:57:04.893
86	2	2:03.313	37.515	32.092	53.706	257.1	2:59:08.206
87	2	2:00.991	36.310	31.935	52.746	259.0	3:01:09.197
88	2	2:00.579	36.191	31.351	53.037	258.4	3:03:09.776
89	2	2:00.378	36.227	31.353	52.798	257.1	3:05:10.154
90	2	2:00.381	35.961	31.523	52.897	257.1	3:07:10.535
91	2	1:59.942	35.598	31.373	52.971	259.0	3:09:10.477

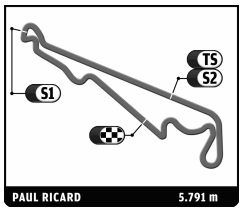

LE MANS SERIES
6 HOURS OF LE CASTELLET
Race

Sector Analysis

Personal Best | Session Best | **B** Crossing the finish line in pit lane

Lap	D	Time	Sector 1	Sector 2	Sector 3	T. Spd	Elapsed
92	2	1:59.916	35.647	31.415	52.854	259.6	3:11:10.393
93	2	2:06.174	38.095	31.687	56.392	259.0	3:13:16.567
94	2	2:00.146	36.360	31.547	52.239	257.8	3:15:16.713
95	2	1:59.181	35.844	31.010	52.327	258.4	3:17:15.894
96	2	2:01.375	36.137	31.154	54.084	259.0	3:19:17.269
97	2	2:04.821	39.640	32.060	53.121	257.8	3:21:22.090
98	2	3:13.585 **B**	36.028	31.754	2:05.803	259.0	3:24:35.675
99	2	5:01.200	2:27.665	1:07.600	1:25.935	123.3	3:29:36.875
100	2	2:03.269	37.212	30.832	55.225	262.8	3:31:40.144
101	2	2:02.990	37.408	31.428	54.154	267.3	3:33:43.134
102	2	1:59.409	36.462	30.939	52.008	262.1	3:35:42.543
103	2	1:59.203	36.292	30.654	52.257	262.1	3:37:41.746
104	2	2:00.531	36.012	30.645	53.874	264.1	3:39:42.277
105	2	2:00.481	36.148	31.811	52.522	263.4	3:41:42.758
106	2	2:02.123	36.911	30.868	54.344	262.8	3:43:44.881
107	2	1:59.591	35.972	31.085	52.534	259.6	3:45:44.472
108	2	1:59.246	35.502	30.955	52.789	259.6	3:47:43.718
109	2	1:59.349	35.691	30.958	52.700	260.2	3:49:43.067
110	2	1:59.490	35.664	31.193	52.633	260.2	3:51:42.557
111	2	2:01.838	36.019	30.938	54.881	264.7	3:53:44.395
112	2	2:00.805	35.887	31.012	53.906	263.4	3:55:45.200
113	2	1:59.639	36.023	30.988	52.628	262.1	3:57:44.839
114	2	2:00.791	36.126	31.280	53.385	259.6	3:59:45.630
115	2	2:02.663	36.909	31.178	54.576	265.4	4:01:48.293
116	2	2:00.588	36.245	31.149	53.194	258.4	4:03:48.881
117	2	1:59.583	35.822	30.997	52.764	259.6	4:05:48.464
118	2	1:59.870	36.165	31.184	52.521	259.6	4:07:48.334
119	2	2:00.430	35.809	30.942	53.679	259.6	4:09:48.764
120	2	1:59.320	35.787	30.829	52.704	260.2	4:11:48.084
121	2	1:59.566	36.103	30.975	52.488	259.6	4:13:47.650
122	2	2:00.446	36.119	32.042	52.285	259.6	4:15:48.096
123	2	1:59.831	35.458	30.898	53.475	258.4	4:17:47.927
124	2	1:58.766	35.640	31.008	52.118	259.6	4:19:46.693
125	2	1:58.352	35.364	30.851	52.137	259.0	4:21:45.045
126	2	4:00.795 **B**	35.740	30.932	2:54.123	259.6	4:25:45.840
127	3	2:17.967	53.746	31.011	53.210	260.9	4:28:03.807
128	3	1:58.147	36.122	30.635	51.390	259.6	4:30:01.954
129	3	1:57.423	35.560	30.660	51.203	259.0	4:31:59.377
130	3	1:57.783	35.750	30.872	51.161	260.2	4:33:57.160
131	3	1:57.889	35.796	30.996	51.097	260.2	4:35:55.049
132	3	1:59.867	36.980	31.882	51.005	259.0	4:37:54.916
133	3	1:57.086	35.109	30.592	51.385	264.7	4:39:52.002
134	3	1:56.842	35.283	30.569	50.990	260.9	4:41:48.844
135	3	1:56.744	35.050	30.584	51.110	260.9	4:43:45.588
136	3	1:58.434	35.729	30.766	51.939	263.4	4:45:44.022
137	3	1:56.957	35.142	30.930	50.885	263.4	4:47:40.979
138	3	1:56.532	34.906	30.570	51.056	259.6	4:49:37.511
139	3	1:56.518	35.086	30.498	50.934	260.2	4:51:34.029
140	3	1:56.637	35.185	30.492	50.960	261.5	4:53:30.666
141	3	1:56.336	34.923	30.533	50.880	259.6	4:55:27.002
142	3	1:56.134	35.015	30.424	50.695	262.1	4:57:23.136
143	3	1:56.743	35.000	30.391	51.352	260.9	4:59:19.879
144	3	1:57.024	34.965	30.831	51.228	259.0	5:01:16.903
145	3	1:56.122	34.999	30.408	50.715	260.9	5:03:13.025
146	3	1:55.862	34.774	30.411	50.677	260.2	5:05:08.887
147	3	1:55.420	34.717	30.309	50.394	263.4	5:07:04.307
148	3	1:55.884	35.177	30.261	50.446	262.1	5:09:00.191
149	3	1:55.661	34.830	30.179	50.652	264.1	5:10:55.852
150	3	1:57.857	34.764	29.804	53.289	266.0	5:12:53.709
151	3	1:58.160	35.436	30.923	51.801	260.9	5:14:51.869
152	3	1:55.897	35.730	30.056	50.111	261.5	5:16:47.766
153	3	1:58.047	34.512	30.045	53.490	264.7	5:18:45.813
154	3	5:43.043 **B**	35.152	31.995	4:35.896	263.4	5:24:28.856
155	3	2:12.607	51.204	30.516	50.887	260.9	5:26:41.463
156	3	1:55.258	34.684	30.447	50.127	260.9	5:28:36.721
157	3	1:55.436	34.619	30.390	50.427	261.5	5:30:32.157
158	3	1:59.564	36.284	30.344	52.936	264.7	5:32:31.721
159	3	1:56.770	35.855	30.956	49.959	260.9	5:34:28.491
160	3	1:54.845	34.600	30.341	49.904	262.1	5:36:23.336
161	3	1:56.291	34.789	30.754	50.748	259.6	5:38:19.627
162	3	1:56.735	34.467	30.410	51.858	264.7	5:40:16.362
163	3	1:57.191	35.394	30.228	51.569	264.1	5:42:13.553
164	3	1:54.567	34.507	30.363	49.697	260.9	5:44:08.120
165	3	1:55.199	35.092	30.292	49.815	262.8	5:46:03.319
166	3	1:54.517	34.562	30.308	49.647	262.1	5:47:57.836
167	3	1:56.630	35.744	30.417	50.469	260.9	5:49:54.466
168	3	1:54.783	34.508	30.265	50.010	263.4	5:51:49.249
169	3	1:54.980	34.626	30.129	50.225	267.3	5:53:44.229
170	3	1:54.289	34.366	30.246	49.677	263.4	5:55:38.518
171	3	1:55.058	34.539	30.183	50.336	264.1	5:57:33.576
172	3	1:56.947	34.808	29.867	52.272	270.7	5:59:30.523
173	3	1:55.248	34.973	30.223	50.052	262.1	6:01:25.771

39 **Pecom Racing** — Lola B11/40 - Judd
Luis Perez Companc, Pierre Kaffer, Matias Russo — LM P2

Lap	D	Time	Sector 1	Sector 2	Sector 3	T. Spd	Elapsed
1	2	4:03.632 **B**	1:12.588	1:01.309	1:49.735	136.4	4:03.632
2	2	4:17.563	1:12.565	1:14.306	1:50.692	92.5	8:21.195
3	2	1:57.192	36.164	30.520	50.508	260.9	10:18.387
4	2	1:54.449	34.549	30.296	49.604	260.2	12:12.836
5	2	1:53.418	34.010	30.108	49.300	260.2	14:06.254
6	2	1:52.909	33.787	30.170	48.952	259.0	15:59.163
7	2	1:52.519	33.605	30.167	48.747	257.8	17:51.682
8	2	1:54.095	33.642	30.217	50.236	256.5	19:45.777
9	2	2:25.998	33.782	30.334	1:21.882	257.8	22:11.775
10	2	3:35.223	1:04.976	1:04.083	1:26.164	124.7	25:46.998
11	2	2:42.858	56.849	55.974	50.035	238.9	28:29.856
12	2	1:53.341	33.927	30.087	49.327	259.0	30:23.197
13	2	1:53.326	33.898	30.246	49.182	257.8	32:16.523
14	2	1:53.544	34.157	30.336	49.051	257.8	34:10.067
15	2	1:53.871	33.853	30.775	49.243	258.4	36:03.938
16	2	1:55.069	34.176	31.213	49.680	263.4	37:59.007
17	2	1:53.183	33.861	30.186	49.136	259.6	39:52.190
18	2	1:53.092	33.757	30.256	49.079	257.8	41:45.282
19	2	1:56.618	35.742	30.833	50.043	260.9	43:41.900
20	2	1:53.450	33.781	30.211	49.458	258.4	45:35.350
21	2	1:53.107	33.792	30.279	49.036	255.9	47:28.457
22	2	1:53.341	33.940	30.233	49.168	257.8	49:21.798
23	2	1:54.764	34.565	30.394	49.805	262.1	51:16.562
24	2	1:53.055	33.891	30.239	48.925	257.1	53:09.617
25	2	1:54.682	35.365	30.231	49.086	257.8	55:04.299
26	2	2:06.478 **B**	35.753	30.302	1:00.423	264.1	57:10.777
27	2	2:48.987	1:28.254	30.648	50.085	256.5	59:59.764
28	2	1:53.476	34.000	30.325	49.151	258.4	1:01:53.240
29	2	1:54.566	34.408	30.666	49.492	262.1	1:03:47.806
30	2	1:57.742	35.241	31.119	51.382	257.8	1:05:45.548

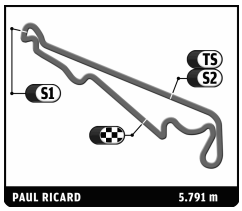

LE MANS SERIES

6 HOURS OF LE CASTELLET

Race

Sector Analysis

Personal Best | Session Best | B Crossing the finish line in pit lane

Lap	D	Time	Sector 1	Sector 2	Sector 3	T. Spd	Elapsed	Lap	D	Time	Sector 1	Sector 2	Sector 3	T. Spd	Elapsed
31	2	1:53.828	34.244	30.242	49.342	258.4	1:07:39.376	89	1	1:56.548	34.817	30.295	51.436	265.4	3:02:33.122
32	2	1:53.749	34.137	30.384	49.228	257.1	1:09:33.125	90	1	1:55.846	34.853	30.566	50.427	258.4	3:04:28.968
33	2	1:53.596	33.995	30.317	49.284	257.8	1:11:26.721	91	1	1:57.252	34.314	30.409	52.529	261.5	3:06:26.220
34	2	1:53.415	33.999	30.219	49.197	258.4	1:13:20.136	92	1	1:55.517	34.718	30.508	50.291	258.4	3:08:21.737
35	2	1:55.979	35.016	30.585	50.378	261.5	1:15:16.115	93	1	1:56.167	34.694	30.524	50.949	261.5	3:10:17.904
36	2	1:53.712	34.105	30.246	49.361	258.4	1:17:09.827	94	1	2:00.088	36.263	31.421	52.404	258.4	3:12:17.992
37	2	1:55.217	35.337	30.460	49.420	257.8	1:19:05.044	95	1	1:56.742	34.792	30.425	51.525	262.8	3:14:14.734
38	2	1:53.789	34.048	30.379	49.362	257.1	1:20:58.833	96	1	1:56.143	35.146	30.874	50.123	260.2	3:16:10.877
39	2	1:54.422	34.285	30.446	49.691	258.4	1:22:53.255	97	1	1:56.172	35.099	30.413	50.660	260.2	3:18:07.049
40	2	1:56.111	34.755	30.877	50.479	259.6	1:24:49.366	98	1	1:57.553	35.193	30.768	51.592	261.5	3:20:04.602
41	2	1:55.055	34.353	30.561	50.141	257.1	1:26:44.421	99	1	1:57.884	35.464	30.685	51.735	260.2	3:22:02.486
42	2	1:55.173	34.286	30.370	50.517	259.0	1:28:39.594	100	1	3:50.428 B	56.187	1:08.740	1:45.501	94.3	3:25:52.914
43	2	1:56.607	35.043	30.392	51.172	257.8	1:30:36.201	101	3	4:47.680	2:59.542	54.180	53.958	243.2	3:30:40.594
44	2	1:54.571	34.451	30.371	49.749	257.1	1:32:30.772	102	3	1:54.286	34.584	30.688	49.014	259.0	3:32:34.880
45	2	1:54.902	34.498	30.364	50.040	258.4	1:34:25.674	103	3	1:52.392	33.803	30.049	48.540	259.0	3:34:27.272
46	2	1:55.565	34.696	30.162	50.707	261.5	1:36:21.239	104	3	1:52.363	33.549	30.132	48.682	257.8	3:36:19.635
47	2	1:54.824	34.549	30.470	49.805	255.9	1:38:16.063	105	3	1:51.739	33.333	30.080	48.326	257.8	3:38:11.374
48	2	1:55.286	34.513	30.707	50.066	255.3	1:40:11.349	106	3	1:51.714	33.056	30.056	48.602	257.8	3:40:03.088
49	2	1:54.925	34.368	30.490	50.067	258.4	1:42:06.274	107	3	1:52.889	33.323	29.957	49.609	262.1	3:41:55.977
50	2	1:56.485	34.912	30.565	51.008	259.0	1:44:02.759	108	3	1:53.040	33.731	30.047	49.262	258.4	3:43:49.017
51	2	1:59.093	35.126	30.668	53.299	259.6	1:46:01.852	109	3	1:52.693	33.373	30.054	49.266	261.5	3:45:41.710
52	2	2:08.824 B	36.466	30.824	1:01.534	261.5	1:48:10.676	110	3	1:55.086	33.745	30.435	50.906	262.8	3:47:36.796
53	1	3:35.067	2:14.020	30.450	50.597	259.6	1:51:45.743	111	3	1:53.124	34.114	30.318	48.692	257.8	3:49:29.920
54	1	1:56.123	34.337	30.154	51.632	259.0	1:53:41.866	112	3	1:53.048	33.859	30.149	49.040	259.0	3:51:22.968
55	1	1:56.200	34.343	30.252	51.605	260.2	1:55:38.066	113	3	1:51.986	33.333	30.126	48.527	259.6	3:53:14.954
56	1	1:55.253	34.649	30.263	50.341	260.2	1:57:33.319	114	3	1:52.457	33.495	30.136	48.826	259.6	3:55:07.411
57	1	1:55.503	34.631	30.409	50.463	260.2	1:59:28.822	115	3	1:53.247	33.407	29.695	50.145	264.1	3:57:00.658
58	1	1:56.840	34.806	30.463	51.571	266.0	2:01:25.662	116	3	1:52.951	33.767	30.116	49.068	262.8	3:58:53.609
59	1	1:55.146	34.244	30.446	50.456	258.4	2:03:20.808	117	3	1:57.078	36.652	31.046	49.380	257.8	4:00:50.687
60	1	1:55.418	34.450	30.329	50.639	261.5	2:05:16.226	118	3	1:52.549	33.511	29.953	49.085	260.9	4:02:43.236
61	1	1:55.979	34.582	30.479	50.918	259.0	2:07:12.205	119	3	1:52.475	33.488	30.153	48.834	259.0	4:04:35.711
62	1	1:55.047	34.524	30.397	50.126	257.8	2:09:07.252	120	3	1:52.839	33.656	30.106	49.077	260.2	4:06:28.550
63	1	1:54.777	34.302	30.274	50.201	256.5	2:11:02.029	121	3	1:53.961	33.641	30.048	50.272	263.4	4:08:22.511
64	1	1:56.743	35.993	30.421	50.329	257.8	2:12:58.772	122	3	1:54.533	34.758	30.254	49.521	263.4	4:10:17.044
65	1	1:55.800	35.205	30.555	50.040	258.4	2:14:54.572	123	3	1:53.135	34.003	30.345	48.787	259.0	4:12:10.179
66	1	1:56.428	35.012	30.402	51.014	261.5	2:16:51.000	124	3	1:54.051	34.249	30.127	49.675	262.1	4:14:04.230
67	1	1:54.711	34.469	30.131	50.111	263.4	2:18:45.711	125	3	1:54.390	34.721	30.371	49.298	258.4	4:15:58.620
68	1	1:55.104	34.617	30.453	50.034	259.0	2:20:40.815	126	3	2:01.969 B	34.019	30.290	57.660	258.4	4:18:00.589
69	1	1:55.354	34.305	30.376	50.673	259.6	2:22:36.169	127	3	3:03.022	1:42.473	30.476	50.073	257.1	4:21:03.611
70	1	1:55.213	34.370	30.446	50.397	257.1	2:24:31.382	128	3	1:53.088	33.946	29.661	49.481	265.4	4:22:56.699
71	1	1:54.987	34.399	30.446	50.142	257.1	2:26:26.369	129	3	1:54.676	34.056	30.133	50.487	257.8	4:24:51.375
72	1	1:58.152	34.493	33.306	50.353	247.1	2:28:24.521	130	3	1:54.378	33.985	30.306	50.087	259.0	4:26:45.753
73	1	1:55.325	34.538	30.556	50.231	258.4	2:30:19.846	131	3	1:53.245	34.055	29.955	49.235	260.2	4:28:38.998
74	1	2:04.311 B	34.803	30.563	58.945	261.5	2:32:24.157	132	3	1:52.486	33.609	29.794	49.083	263.4	4:30:31.484
75	1	3:04.192	1:41.653	30.874	51.665	259.6	2:35:28.349	133	3	1:53.495	34.775	30.258	48.462	257.8	4:32:24.979
76	1	1:58.269	34.809	30.192	53.268	262.1	2:37:26.618	134	3	1:53.341	33.594	31.032	48.715	258.4	4:34:18.320
77	1	1:55.743	35.093	30.330	50.320	260.2	2:39:22.361	135	3	1:52.330	33.669	30.049	48.612	259.6	4:36:10.650
78	1	1:54.911	34.429	30.229	50.253	262.8	2:41:17.272	136	3	1:52.893	33.696	30.042	49.155	259.0	4:38:03.543
79	1	1:55.466	34.449	30.764	50.253	260.9	2:43:12.738	137	3	1:54.094	33.836	31.264	48.994	257.8	4:39:57.637
80	1	1:56.112	34.497	30.292	51.323	262.1	2:45:08.850	138	3	1:53.204	33.687	30.511	49.006	257.1	4:41:50.841
81	1	1:56.229	35.460	30.546	50.223	258.4	2:47:05.079	139	3	1:55.344	34.012	30.028	51.304	262.1	4:43:46.185
82	1	1:56.855	36.034	30.485	50.336	259.6	2:49:01.934	140	3	1:54.529	34.572	30.152	49.805	260.9	4:45:40.714
83	1	1:55.957	34.788	30.354	50.815	261.5	2:50:57.891	141	3	1:52.685	33.545	30.053	49.087	259.0	4:47:33.399
84	1	1:54.996	34.431	30.241	50.324	260.2	2:52:52.887	142	3	1:54.340	34.291	30.232	49.817	262.8	4:49:27.739
85	1	1:55.977	34.991	30.518	50.468	259.6	2:54:48.864	143	3	1:52.900	33.743	30.038	49.119	259.0	4:51:20.639
86	1	1:55.172	34.582	30.380	50.210	261.5	2:56:44.036	144	3	1:52.476	33.677	30.056	48.743	257.8	4:53:13.115
87	1	1:55.625	34.754	30.470	50.401	259.6	2:58:39.661	145	3	1:52.727	33.467	30.051	49.209	259.0	4:55:05.842
88	1	1:56.913	34.834	30.725	51.354	260.9	3:00:36.574	146	3	1:52.321	33.466	30.118	48.737	258.4	4:56:58.163

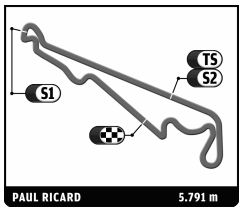

LE MANS SERIES
6 HOURS OF LE CASTELLET
Race

Sector Analysis

Personal Best | Session Best | B Crossing the finish line in pit lane

Lap	D	Time	Sector 1	Sector 2	Sector 3	T. Spd	Elapsed
147	3	1:52.758	33.861	30.067	48.830	259.0	4:58:50.921
148	3	1:57.347	34.545	30.047	52.755	260.9	5:00:48.268
149	3	1:54.530	34.590	30.066	49.874	260.2	5:02:42.798
150	3	1:55.211	33.969	30.983	50.259	257.8	5:04:38.009
151	3	1:54.614	34.021	30.655	49.938	259.0	5:06:32.623
152	3	2:02.639 B	34.195	30.081	58.363	259.0	5:08:35.262
153	2	3:40.977	2:20.117	30.512	50.348	258.4	5:12:16.239
154	2	1:53.875	34.182	30.136	49.557	260.2	5:14:10.114
155	2	1:53.101	33.650	30.086	49.365	259.6	5:16:03.215
156	2	1:53.337	34.504	30.184	48.649	257.1	5:17:56.552
157	2	1:51.984	33.411	30.059	48.514	257.8	5:19:48.536
158	2	1:52.452	33.471	30.029	48.952	259.0	5:21:40.988
159	2	1:51.785	33.255	30.020	48.510	257.1	5:23:32.773
160	2	1:52.094	33.503	29.940	48.651	260.2	5:25:24.867
161	2	1:52.268	33.451	30.047	48.770	258.4	5:27:17.135
162	2	1:53.383	33.852	31.000	48.531	261.5	5:29:10.518
163	2	1:54.543	33.599	29.927	51.017	260.9	5:31:05.061
164	2	1:52.678	33.727	30.102	48.849	260.9	5:32:57.739
165	2	1:54.675	34.197	30.231	50.247	267.3	5:34:52.414
166	2	1:52.573	33.779	30.046	48.748	259.0	5:36:44.987
167	2	1:53.092	33.897	30.421	48.774	259.0	5:38:38.079
168	2	1:52.148	33.545	30.099	48.504	258.4	5:40:30.227
169	2	1:52.874	33.592	30.009	49.273	259.0	5:42:23.101
170	2	1:52.473	33.640	29.958	48.875	261.5	5:44:15.574
171	2	1:51.859	33.610	29.704	48.545	262.8	5:46:07.433
172	2	1:51.885	33.431	30.022	48.432	260.2	5:47:59.318
173	2	1:54.823	34.496	30.189	50.138	257.1	5:49:54.141
174	2	1:52.077	33.505	30.069	48.503	259.6	5:51:46.218
175	2	1:52.693	34.331	29.903	48.459	261.5	5:53:38.911
176	2	1:55.083	34.235	30.887	49.961	260.2	5:55:33.994
177	2	1:53.949	33.714	30.591	49.644	260.9	5:57:27.943
178	2	2:01.575 B	34.440	30.089	57.046	259.0	5:59:29.518
179	2	2:23.921	1:04.443	30.128	49.350	259.6	6:01:53.439

40 **Race Performance** — Oreca 03 - Judd, LM P2

Michel Frey, Ralph Meichtry, Thor-Christian Ebbesvik

Lap	D	Time	Sector 1	Sector 2	Sector 3	T. Spd	Elapsed
1	1	4:35.042 B	1:25.957	1:07.906	2:01.179	134.5	4:35.042
2	1	3:58.344	1:01.253	1:12.604	1:44.487	99.7	8:33.386
3	1	1:57.806	36.015	30.316	51.475	269.3	10:31.192
4	1	1:55.676	35.388	29.560	50.728	272.0	12:26.868
5	1	1:57.304	35.162	29.861	52.281	272.7	14:24.172
6	1	1:53.231	34.203	29.625	49.403	270.0	16:17.403
7	1	1:52.808	33.993	29.564	49.251	269.3	18:10.211
8	1	1:53.958	34.075	29.520	50.363	269.3	20:04.169
9	1	3:49.264	52.528	1:11.290	1:45.446	95.0	23:53.433
10	1	3:34.404	1:06.583	1:05.308	1:22.513	105.1	27:27.837
11	1	1:54.445	34.940	29.720	49.785	268.0	29:22.282
12	1	1:53.109	33.977	29.638	49.494	269.3	31:15.391
13	1	1:53.579	33.666	29.512	50.401	270.7	33:08.970
14	1	1:52.716	33.764	29.566	49.386	270.0	35:01.686
15	1	1:53.601	33.854	29.564	50.183	270.0	36:55.287
16	1	1:52.656	33.889	29.529	49.238	270.7	38:47.943
17	1	1:52.652	33.703	29.325	49.624	274.1	40:40.595
18	1	1:52.115	33.757	29.403	48.955	270.0	42:32.710
19	1	1:53.078	34.453	29.560	49.065	269.3	44:25.788
20	1	1:52.892	33.646	29.451	49.795	270.7	46:18.680
21	1	1:52.288	33.597	29.458	49.233	271.4	48:10.968
22	1	2:23.116			51.820	264.1	50:34.084
23	1	1:53.867	34.175	29.485	50.207	274.1	52:27.951
24	1	1:53.733	34.957	29.568	49.208	270.0	54:21.684
25	1	1:53.982	34.045	30.043	49.894	270.0	56:15.666
26	1	2:44.883 B	33.741	29.396	1:41.746	268.7	59:00.549
27	1	2:08.339	49.303	29.630	49.406	270.7	1:01:08.888
28	1	1:55.389	35.030	29.697	50.662	271.4	1:03:04.277
29	1	1:53.258	34.030	29.706	49.522	270.7	1:04:57.535
30	1	1:52.716	34.003	29.562	49.151	269.3	1:06:50.251
31	1	1:52.772	33.564	29.406	49.802	272.0	1:08:43.023
32	1	1:53.589	34.701	29.560	49.328	270.0	1:10:36.612
33	1	1:53.534	33.878	29.169	50.487	277.6	1:12:30.146
34	1	1:52.790	33.819	29.578	49.393	271.4	1:14:22.936
35	1	1:53.276	33.649	29.320	50.307	272.0	1:16:16.212
36	1	1:52.777	33.863	29.519	49.395	270.0	1:18:08.989
37	1	1:52.741	33.913	29.503	49.325	270.7	1:20:01.730
38	1	1:53.744	34.604	29.591	49.549	270.7	1:21:55.474
39	1	1:52.879	34.330	29.307	49.242	273.4	1:23:48.353
40	1	1:52.824	33.835	29.540	49.449	270.7	1:25:41.177
41	1	1:52.908	33.762	29.496	49.650	274.1	1:27:34.085
42	1	1:52.585	34.037	29.476	49.072	271.4	1:29:26.670
43	1	1:53.229	33.698	29.503	50.028	274.1	1:31:19.899
44	1	1:54.620	34.801	29.416	50.403	273.4	1:33:14.519
45	1	1:53.090	34.058	29.705	49.327	271.4	1:35:07.609
46	1	1:53.218	33.752	29.357	50.109	272.0	1:37:00.827
47	1	1:53.348	33.885	29.940	49.523	269.3	1:38:54.175
48	1	1:54.696	34.906	30.200	49.590	270.0	1:40:48.871
49	1	1:52.780	33.935	29.513	49.332	272.0	1:42:41.651
50	1	1:55.175	33.885	29.505	51.785	272.0	1:44:36.826
51	1	3:36.980 B	35.160	30.531	2:31.289	271.4	1:48:13.806
52	2	2:18.882	54.767	30.092	54.023	271.4	1:50:32.688
53	2	1:59.063	35.672	29.886	53.505	270.0	1:52:31.751
54	2	1:57.266	34.967	29.943	52.356	269.3	1:54:29.017
55	2	1:56.616	35.269	30.186	51.161	267.3	1:56:25.633
56	2	1:55.718	34.576	29.719	51.423	270.7	1:58:21.351
57	2	1:56.532	35.846	29.791	50.895	270.0	2:00:17.883
58	2	1:57.488	36.510	30.406	50.572	270.0	2:02:15.371
59	2	1:54.206	34.913	29.676	49.617	270.7	2:04:09.577
60	2	1:53.476	34.258	29.633	49.585	269.3	2:06:03.053
61	2	1:56.218	35.529	30.218	50.471	272.7	2:07:59.271
62	2	1:53.108	34.077	29.782	49.249	270.0	2:09:52.379
63	2	1:52.621	33.988	29.330	49.303	270.0	2:11:45.000
64	2	1:53.140	33.864	29.398	49.878	271.4	2:13:38.140
65	2	1:53.863	34.351	29.369	50.143	273.4	2:15:32.003
66	2	1:55.294	34.598	29.578	51.118	270.0	2:17:27.297
67	2	1:54.184	34.467	29.390	50.327	272.0	2:19:21.481
68	2	1:53.189	34.428	29.429	49.332	270.0	2:21:14.670
69	2	1:54.819	35.056	29.559	50.204	274.8	2:23:09.489
70	2	1:54.426	34.231	30.315	49.880	268.0	2:25:03.915
71	2	1:53.449	34.132	29.818	49.499	267.3	2:26:57.364
72	2	1:53.355	33.954	29.456	49.945	271.4	2:28:50.719
73	2	1:52.986	33.957	29.644	49.385	270.0	2:30:43.705
74	2	1:57.078	35.647	30.847	50.584	267.3	2:32:40.783
75	2	1:53.589	34.004	29.590	49.995	270.0	2:34:34.372
76	2	1:55.865	35.240	30.585	50.040	269.3	2:36:30.237
77	2	1:56.304	34.414	30.391	51.499	270.0	2:38:26.541
78	2	2:46.316 B	34.662	29.841	1:41.813	268.7	2:41:12.857
79	2	2:13.188	51.108	30.596	51.484	268.0	2:43:26.045

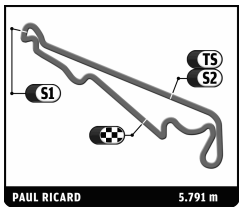

LE MANS SERIES
6 HOURS OF LE CASTELLET
Race

Sector Analysis

Personal Best | Session Best | B Crossing the finish line in pit lane

Lap	D	Time	Sector 1	Sector 2	Sector 3	T. Spd	Elapsed
80	2	1:55.269	34.629	29.960	50.680	268.0	2:45:21.314
81	2	1:57.461	36.967	30.074	50.420	268.7	2:47:18.775
82	2	1:55.678	34.898	30.075	50.705	270.7	2:49:14.453
83	2	1:56.043	34.753	30.066	51.224	273.4	2:51:10.496
84	2	1:57.071	36.047	30.416	50.608	266.7	2:53:07.567
85	2	1:55.747	34.620	29.916	51.211	268.7	2:55:03.314
86	2	1:54.966	34.706	30.023	50.237	267.3	2:56:58.280
87	2	1:55.633	34.708	29.703	51.222	272.7	2:58:53.913
88	2	1:55.044	34.751	29.843	50.450	270.0	3:00:48.957
89	2	1:56.346	34.918	30.120	51.308	274.8	3:02:45.303
90	2	1:56.698	35.075	29.524	52.099	272.7	3:04:42.001
91	2	1:54.919	34.722	29.870	50.327	267.3	3:06:36.920
92	2	1:55.358	34.918	30.178	50.262	266.7	3:08:32.278
93	2	1:54.993	34.498	29.827	50.668	272.0	3:10:27.271
94	2	1:55.256	34.737	29.805	50.714	272.7	3:12:22.527
95	2	1:55.487	34.863	29.816	50.808	268.0	3:14:18.014
96	2	1:57.263	34.884	29.511	52.868	274.8	3:16:15.277
97	2	1:56.280	35.677	30.007	50.596	267.3	3:18:11.557
98	2	15:43.457 B	36.178	1:06.177	...	181.2	3:33:55.014
99	3	2:14.589	52.179	30.197	52.213	264.7	3:36:09.603
100	3	1:53.911	34.235	29.598	50.078	268.0	3:38:03.514
101	3	1:53.258	33.811	29.485	49.962	270.0	3:39:56.772
102	3	1:52.904	33.680	29.532	49.692	268.0	3:41:49.676
103	3	1:55.310	33.954	29.457	51.899	271.4	3:43:44.986
104	3	1:53.656	33.713	29.477	50.466	270.0	3:45:38.642
105	3	1:54.375	33.945	29.591	50.839	268.0	3:47:33.017
106	3	1:54.729	33.971	29.479	51.279	270.7	3:49:27.746
107	3	1:52.822	33.902	29.530	49.390	266.7	3:51:20.568
108	3	1:52.627	33.725	29.511	49.391	268.7	3:53:13.195
109	3	1:52.418	33.480	29.437	49.501	270.0	3:55:05.613
110	3	1:53.501	33.627	29.613	50.261	268.7	3:56:59.114
111	3	1:53.116	34.672	29.360	49.084	271.4	3:58:52.230
112	3	1:53.593	34.703	29.319	49.571	270.7	4:00:45.823
113	3	1:52.742	33.971	29.391	49.380	269.3	4:02:38.565
114	3	1:52.365	33.466	29.493	49.406	267.3	4:04:30.930
115	3	1:52.965	34.381	29.422	49.162	270.0	4:06:23.895
116	3	1:52.430	33.809	29.459	49.162	269.3	4:08:16.325
117	3	1:52.869	33.869	29.541	49.459	268.7	4:10:09.194
118	3	1:55.740	33.674	29.397	52.669	271.4	4:12:04.934
119	3	1:52.790	33.803	29.539	49.448	269.3	4:13:57.724
120	3	1:55.015	35.610	29.593	49.812	268.0	4:15:52.739
121	3	1:55.229	33.715	29.415	52.099	268.7	4:17:47.968
122	3	1:52.700	33.590	29.556	49.554	267.3	4:19:40.668
123	3	2:43.549 B	33.779	29.552	1:40.218	268.0	4:22:24.217
124	3	2:11.987	51.867	29.714	50.406	268.7	4:24:36.204
125	3	1:53.450	33.843	29.565	50.042	268.0	4:26:29.654
126	3	1:54.940	34.216	31.065	49.659	264.1	4:28:24.594
127	3	1:52.811	33.681	29.438	49.692	270.7	4:30:17.405
128	3	1:52.574	33.726	29.397	49.451	271.4	4:32:09.979
129	3	1:52.097	33.391	29.448	49.258	270.7	4:34:02.076
130	3	1:54.181	35.260	29.250	49.671	272.7	4:35:56.257
131	3	1:52.494	32.634	29.983	49.877	268.0	4:37:48.751
132	3	1:53.120	33.889	29.639	49.592	268.0	4:39:41.871
133	3	1:54.376	35.042	29.427	49.907	268.0	4:41:36.247
134	3	1:53.668	34.048	29.496	50.124	270.7	4:43:29.915
135	3	1:52.876	33.603	29.671	49.602	267.3	4:45:22.791
136	3	1:54.057	33.961	29.463	50.633	271.4	4:47:16.848
137	3	1:52.805	33.767	29.788	49.250	268.0	4:49:09.653
138	3	1:53.778	33.685	29.651	50.442	266.0	4:51:03.431
139	3	1:53.199	33.765	29.454	49.980	268.0	4:52:56.630
140	3	1:54.101	34.176	30.045	49.880	270.7	4:54:50.731
141	3	1:54.124	33.647	30.487	49.990	276.2	4:56:44.855
142	3	1:53.719	34.342	29.446	49.931	268.7	4:58:38.574
143	3	1:54.371	35.186	29.617	49.568	268.0	5:00:32.945
144	3	1:53.252	33.851	29.668	49.733	270.7	5:02:26.197
145	3	1:53.711	33.839	29.414	50.458	270.0	5:04:19.908
146	3	1:53.466	34.012	30.041	49.413	268.0	5:06:13.374
147	3	1:52.254	33.593	29.463	49.198	268.0	5:08:05.628
148	3	1:54.561	34.958	29.684	49.919	266.7	5:10:00.189
149	3	2:44.687 B	33.758	29.536	1:41.393	268.0	5:12:44.876
150	3	2:10.019	49.587	29.473	50.959	272.0	5:14:54.895
151	3	1:55.216	35.025	30.230	49.961	267.3	5:16:50.111
152	3	1:55.235	34.613	29.487	51.135	270.0	5:18:45.346
153	3	1:56.019	34.470	31.386	50.163	266.0	5:20:41.365
154	3	1:53.302	33.980	29.705	49.617	267.3	5:22:34.667
155	3	1:53.683	33.803	29.648	50.232	268.7	5:24:28.350
156	3	1:53.912	34.568	29.647	49.697	268.0	5:26:22.262
157	3	1:54.371	34.322	29.598	50.451	270.0	5:28:16.633
158	3	1:54.571	35.024	29.645	49.902	268.0	5:30:11.204
159	3	1:53.991	34.771	29.445	49.775	268.7	5:32:05.195
160	3	1:54.464	33.844	29.695	50.925	268.0	5:33:59.659
161	3	1:55.436	34.151	29.624	51.661	268.0	5:35:55.095
162	3	1:53.012	33.941	29.504	49.567	269.3	5:37:48.107
163	3	1:52.843	33.976	29.408	49.459	269.3	5:39:40.950
164	3	1:54.398	34.880	29.732	49.786	268.7	5:41:35.348
165	3	1:55.714	35.600	30.220	49.894	270.7	5:43:31.062
166	3	1:54.333	34.780	29.554	49.999	270.0	5:45:25.395
167	3	1:53.125	33.952	29.442	49.731	270.7	5:47:18.520
168	3	1:53.461	34.445	29.395	49.621	272.7	5:49:11.981
169	3	2:44.028 B	34.804	30.509	1:38.715	269.3	5:51:56.009
170	3	2:09.351	49.826	29.262	50.263	275.5	5:54:05.360
171	3	1:53.558	34.172	29.510	49.876	271.4	5:55:58.918
172	3	1:53.033	34.050	29.206	49.777	276.2	5:57:51.951
173	3	1:52.993	33.946	29.293	49.754	273.4	5:59:44.944
174	3	1:57.185	34.625	29.427	53.133	276.9	6:01:42.129

41 Greaves Motorsport — Zytek Z11SN - Nissan
Karim Ojjeh, Tom Kimber-Smith, Gary Chalandon — LM P2

Lap	D	Time	Sector 1	Sector 2	Sector 3	T. Spd	Elapsed
1	3	4:02.256 B	1:11.021	1:01.821	1:49.414	136.7	4:02.256
2	3	4:17.957	1:13.291	1:14.351	1:50.315	90.5	8:20.213
3	3	1:56.123	35.677	29.268	51.178	276.9	10:16.336
4	3	1:53.247	34.771	29.066	49.410	279.1	12:09.583
5	3	1:51.971	33.896	29.047	49.028	278.4	14:01.554
6	3	1:51.595	33.865	29.018	48.712	276.9	15:53.149
7	3	1:51.590	33.598	29.154	48.838	276.2	17:44.739
8	3	1:51.655	33.662	29.171	48.822	274.8	19:36.394
9	3	2:32.854	33.975	30.642	1:28.237	246.6	22:09.248
10	3	3:35.991	1:05.966	1:03.483	1:26.542	116.8	25:45.239
11	3	2:42.496	57.125	55.511	49.860	251.7	28:27.735
12	3	1:51.941	33.800	28.972	49.169	277.6	30:19.676
13	3	1:51.677	33.981	29.023	48.673	276.9	32:11.353
14	3	1:52.425	33.779	29.021	49.625	279.1	34:03.778
15	3	1:53.611	33.991	28.934	50.686	283.5	35:57.389
16	3	1:52.419	34.162	28.979	49.278	282.0	37:49.808
17	3	1:51.927	33.732	28.662	49.533	279.8	39:41.735

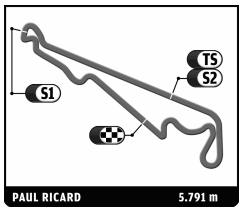

LE MANS SERIES

6 HOURS OF LE CASTELLET

Race

Sector Analysis

Personal Best | Session Best | **B** Crossing the finish line in pit lane

Lap	D	Time	Sector 1	Sector 2	Sector 3	T. Spd	Elapsed
18	3	1:51.706	34.011	28.865	48.830	279.8	41:33.441
19	3	1:51.404	33.460	28.879	49.065	278.4	43:24.845
20	3	1:51.224	33.398	29.016	48.810	276.2	45:16.069
21	3	1:51.106	33.448	28.890	48.768	277.6	47:07.175
22	3	1:51.001	33.485	28.934	48.582	279.1	48:58.176
23	3	1:52.635	33.637	28.884	50.114	280.5	50:50.811
24	3	1:50.998	33.430	28.976	48.592	277.6	52:41.809
25	3	2:00.342 B	33.706	28.906	57.730	279.8	54:42.151
26	1	3:28.384	2:09.244	29.354	49.786	275.5	58:10.535
27	1	1:53.022	33.981	29.440	49.601	274.8	1:00:03.557
28	1	1:53.563	34.152	29.401	50.010	274.8	1:01:57.120
29	1	1:54.010	34.022	29.125	50.863	277.6	1:03:51.130
30	1	1:53.962	33.791	29.553	50.618	278.4	1:05:45.092
31	1	1:53.192	33.910	29.625	49.657	274.8	1:07:38.284
32	1	1:52.762	33.843	29.314	49.605	275.5	1:09:31.046
33	1	1:54.315	33.919	29.161	51.235	275.5	1:11:25.361
34	1	1:53.350	34.257	29.262	49.831	275.5	1:13:18.711
35	1	1:55.528	35.507	30.320	49.701	274.8	1:15:14.239
36	1	2:11.173	34.742	29.282	1:07.149	276.2	1:17:25.412
37	1	1:54.596	34.920	29.354	50.322	276.9	1:19:20.008
38	1	1:54.892	33.850	29.035	52.007	280.5	1:21:14.900
39	1	1:54.159	34.463	29.403	50.293	276.2	1:23:09.059
40	1	1:53.330	34.076	29.179	50.075	276.9	1:25:02.389
41	1	1:54.578	34.049	29.120	51.409	277.6	1:26:56.967
42	1	1:54.136	34.446	30.210	49.480	276.2	1:28:51.103
43	1	1:53.739	34.912	28.926	49.901	276.2	1:30:44.842
44	1	1:54.085	34.004	29.000	51.081	277.6	1:32:38.927
45	1	1:53.130	34.600	29.084	49.446	276.9	1:34:32.057
46	1	1:53.732	34.345	28.981	50.406	276.9	1:36:25.789
47	1	1:53.979	34.211	29.763	50.005	275.5	1:38:19.768
48	1	1:52.504	33.759	28.931	49.814	280.5	1:40:12.272
49	1	1:52.698	33.978	29.090	49.630	274.8	1:42:04.970
50	1	1:53.668	34.215	29.005	50.448	277.6	1:43:58.638
51	1	2:01.700 B	34.199	29.352	58.149	276.2	1:46:00.338
52	1	2:52.320	1:32.858	29.437	50.025	273.4	1:48:52.658
53	1	1:53.632	34.378	29.284	49.970	275.5	1:50:46.290
54	1	1:54.597	35.336	29.394	49.867	274.8	1:52:40.887
55	1	1:54.073	35.128	29.272	49.673	275.5	1:54:34.960
56	1	1:53.092	34.327	29.231	49.534	275.5	1:56:28.052
57	1	1:53.983	34.315	29.280	50.388	276.2	1:58:22.035
58	1	1:55.374	35.496	29.328	50.550	275.5	2:00:17.409
59	1	1:54.540	34.566	29.265	50.709	276.9	2:02:11.949
60	1	1:53.595	34.727	29.244	49.624	276.2	2:04:05.544
61	1	1:53.841	34.333	28.963	50.545	282.0	2:05:59.385
62	1	1:56.425	35.872	29.785	50.768	275.5	2:07:55.810
63	1	1:53.395	34.345	29.227	49.823	275.5	2:09:49.205
64	1	1:54.554	34.535	29.722	50.297	274.8	2:11:43.759
65	1	1:53.692	34.330	29.537	49.825	276.2	2:13:37.451
66	1	1:54.398	34.507	29.641	50.250	275.5	2:15:31.849
67	1	1:55.147	34.202	29.172	51.773	276.2	2:17:26.996
68	1	1:53.663	34.326	29.304	50.033	274.8	2:19:20.659
69	1	1:53.755	34.832	29.053	49.870	276.2	2:21:14.414
70	1	1:56.004	35.103	29.588	51.313	275.5	2:23:10.418
71	1	1:55.257	34.761	29.225	51.271	282.0	2:25:05.675
72	1	1:53.007	34.268	29.206	49.533	275.5	2:26:58.682
73	1	1:54.045	34.300	29.375	50.370	275.5	2:28:52.727
74	1	1:52.822	34.112	29.041	49.669	276.9	2:30:45.549
75	1	1:54.406	34.784	29.544	50.078	277.6	2:32:39.955
76	1	2:02.179 B	34.179	29.069	58.931	276.2	2:34:42.134
77	2	3:33.317	2:11.703	29.975	51.639	274.8	2:38:15.451
78	2	1:56.255	34.875	29.399	51.981	276.9	2:40:11.706
79	2	1:55.439	34.674	29.176	51.589	277.6	2:42:07.145
80	2	1:55.826	35.180	29.370	51.276	278.4	2:44:02.971
81	2	1:57.587	35.800	29.936	51.851	278.4	2:46:00.558
82	2	1:56.202	35.113	29.485	51.604	275.5	2:47:56.760
83	2	1:56.445	35.659	29.395	51.391	276.9	2:49:53.205
84	2	1:54.587	34.527	29.252	50.808	276.2	2:51:47.792
85	2	1:54.693	34.590	29.249	50.854	276.2	2:53:42.485
86	2	1:57.999	35.082	29.526	53.391	277.6	2:55:40.484
87	2	1:57.021	35.965	29.699	51.357	275.5	2:57:37.505
88	2	1:57.207	35.411	29.407	52.389	279.8	2:59:34.712
89	2	1:58.257	35.316	30.400	52.541	275.5	3:01:32.969
90	2	1:56.170	34.902	29.496	51.772	274.8	3:03:29.139
91	2	1:58.215	36.645	29.904	51.666	275.5	3:05:27.354
92	2	1:56.542	35.278	29.375	51.889	275.5	3:07:23.896
93	2	1:55.534	35.204	29.434	50.896	276.9	3:09:19.430
94	2	1:55.391	34.976	29.314	51.101	276.9	3:11:14.821
95	2	1:56.206	35.137	29.319	51.750	276.9	3:13:11.027
96	2	1:54.796	34.528	29.458	50.810	276.2	3:15:05.823
97	2	1:56.008	34.972	29.327	51.709	276.9	3:17:01.831
98	2	1:55.689	35.001	29.618	51.070	276.2	3:18:57.520
99	2	1:56.054	35.029	29.384	51.641	276.2	3:20:53.574
100	2	1:58.864	35.411	29.431	54.022	276.2	3:22:52.438
101	2	3:02.891	40.904	46.795	1:35.192	104.3	3:25:55.329
102	2	3:50.200 B	1:06.554	1:08.383	1:35.263	111.2	3:29:45.529
103	2	2:59.407	1:35.735	30.514	53.158	272.0	3:32:44.936
104	2	1:58.899	36.066	29.809	53.024	276.2	3:34:43.835
105	2	1:56.296	35.281	29.664	51.351	275.5	3:36:40.131
106	2	1:56.749	35.341	29.552	51.856	277.6	3:38:36.880
107	2	1:56.421	35.006	29.509	51.906	274.1	3:40:33.301
108	2	1:56.654	35.389	29.714	51.551	274.8	3:42:29.955
109	2	1:57.766	36.359	29.609	51.798	274.1	3:44:27.721
110	2	1:56.740	35.168	29.944	51.628	275.5	3:46:24.461
111	2	1:56.281	35.016	29.555	51.710	274.8	3:48:20.742
112	2	1:55.847	35.023	29.449	51.375	277.6	3:50:16.589
113	2	1:58.010	36.048	30.669	51.293	273.4	3:52:14.599
114	2	1:57.521	35.061	29.514	52.946	276.9	3:54:12.120
115	2	1:55.433	35.014	29.371	51.048	276.9	3:56:07.553
116	2	1:56.277	34.886	29.527	51.864	275.5	3:58:03.830
117	2	1:54.891	34.746	29.387	50.758	276.2	3:59:58.721
118	2	1:56.090	35.118	29.215	51.757	278.4	4:01:54.811
119	2	1:56.815	34.772	29.356	52.687	276.9	4:03:51.626
120	2	1:55.167	34.766	29.237	51.164	277.6	4:05:46.793
121	2	1:55.915	34.849	29.416	51.650	276.2	4:07:42.708
122	2	1:55.366	34.676	29.519	51.171	274.1	4:09:38.074
123	2	1:54.728	34.668	29.286	50.774	275.5	4:11:32.802
124	2	1:55.089	34.795	29.310	50.984	275.5	4:13:27.891
125	2	1:55.775	34.699	29.289	51.787	276.9	4:15:23.666
126	2	1:55.470	35.016	29.505	50.949	275.5	4:17:19.136
127	2	1:55.811	34.891	29.500	51.420	274.8	4:19:14.947
128	2	1:55.522	35.132	29.471	50.919	274.8	4:21:10.469
129	2	2:04.362 B	34.809	29.299	1:00.254	276.2	4:23:14.831
130	3	3:26.064	2:07.566	29.340	49.158	274.1	4:26:40.895
131	3	1:51.904	33.802	29.291	48.811	275.5	4:28:32.799
132	3	1:52.534	33.825	29.917	48.792	274.1	4:30:25.333
133	3	1:52.254	33.635	29.151	49.468	276.9	4:32:17.587

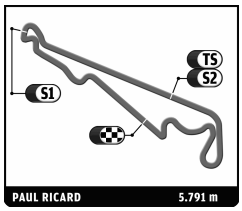

LE MANS SERIES
6 HOURS OF LE CASTELLET
Race

Sector Analysis

Personal Best | Session Best | B Crossing the finish line in pit lane

Lap	D	Time	Sector 1	Sector 2	Sector 3	T. Spd	Elapsed
134	3	1:51.969	33.559	29.409	49.001	274.8	4:34:09.556
135	3	1:52.308	33.723	29.246	49.339	276.2	4:36:01.864
136	3	1:54.016	34.063	29.234	50.719	277.6	4:37:55.880
137	3	1:52.943	34.962	29.275	48.706	274.8	4:39:48.823
138	3	1:51.945	33.670	29.184	49.091	279.1	4:41:40.768
139	3	1:53.067	34.346	29.353	49.368	275.5	4:43:33.835
140	3	1:54.486	35.175	29.641	49.670	274.1	4:45:28.321
141	3	1:53.602	33.831	29.257	50.514	275.5	4:47:21.923
142	3	1:53.929	34.027	30.072	49.830	272.0	4:49:15.852
143	3	1:51.971	33.748	29.098	49.125	278.4	4:51:07.823
144	3	1:52.297	33.923	29.163	49.211	275.5	4:53:00.120
145	3	1:52.800	33.760	29.165	49.875	276.9	4:54:52.920
146	3	1:53.102	33.799	29.053	50.250	279.1	4:56:46.022
147	3	1:53.727	33.783	29.145	50.799	276.9	4:58:39.749
148	3	1:53.797	34.580	29.247	49.970	274.1	5:00:33.546
149	3	1:53.129	34.250	28.893	49.986	278.4	5:02:26.675
150	3	1:53.718	34.051	29.109	50.558	278.4	5:04:20.393
151	3	1:53.575	34.185	29.478	49.912	268.0	5:06:13.968
152	3	1:52.522	33.827	29.093	49.602	276.2	5:08:06.490
153	3	1:54.512	34.519	29.359	50.634	269.3	5:10:01.002
154	3	1:53.200	34.046	29.162	49.992	275.5	5:11:54.202
155	3	1:53.105	34.750	29.183	49.172	276.9	5:13:47.307
156	3	1:59.966 B	33.683	28.950	57.333	277.6	5:15:47.273
157	3	2:47.124	1:28.313	29.212	49.599	276.2	5:18:34.397
158	3	1:53.068	35.047	29.058	48.963	279.8	5:20:27.465
159	3	1:53.198	33.941	30.139	49.118	274.1	5:22:20.663
160	3	1:53.491	33.683	29.240	50.568	275.5	5:24:14.154
161	3	1:52.034	33.786	29.362	48.886	274.8	5:26:06.188
162	3	1:52.175	33.801	29.313	49.061	276.2	5:27:58.363
163	3	1:51.828	33.616	29.228	48.984	275.5	5:29:50.191
164	3	1:52.538	34.001	29.273	49.264	275.5	5:31:42.729
165	3	1:52.662	33.872	29.297	49.493	276.2	5:33:35.391
166	3	1:53.863	33.985	29.069	50.809	279.1	5:35:29.254
167	3	1:52.683	34.210	29.180	49.293	276.2	5:37:21.937
168	3	1:56.080	35.276	30.167	50.637	274.8	5:39:18.017
169	3	1:53.220	34.160	29.211	49.849	277.6	5:41:11.237
170	3	1:52.871	33.938	29.332	49.601	276.2	5:43:04.108
171	3	1:53.873	34.029	29.234	50.610	276.9	5:44:57.981
172	3	1:53.037	34.174	29.332	49.531	275.5	5:46:51.018
173	3	1:53.329	33.922	29.245	50.162	278.4	5:48:44.347
174	3	1:54.065	34.112	29.383	50.570	277.6	5:50:38.412
175	3	1:52.522	34.002	29.190	49.330	276.9	5:52:30.934
176	3	1:52.863	34.027	29.253	49.583	277.6	5:54:23.797
177	3	1:55.515	34.669	30.212	50.634	276.9	5:56:19.312
178	3	1:53.748	34.409	29.273	50.066	277.6	5:58:13.060
179	3	2:00.719	35.209	29.962	55.548	274.8	6:00:13.779

42 **Strakka Racing** — HPD ARX -01d
Nick Leventis, Danny Watts, Jonny Kane — LM P2

Lap	D	Time	Sector 1	Sector 2	Sector 3	T. Spd	Elapsed
1	3	4:09.143 B	1:14.474	1:02.322	1:52.347	121.3	4:09.143
2	3	4:14.073	1:09.961	1:14.790	1:49.322	90.5	8:23.216
3	3	1:57.296	36.433	30.475	50.388	262.8	10:20.512
4	3	1:55.683	35.147	30.341	50.195	263.4	12:16.195
5	3	1:54.907	34.776	30.162	49.969	264.7	14:11.102
6	3	1:53.883	34.139	30.391	49.353	260.2	16:04.985
7	3	1:54.495	34.247	30.448	49.800	259.6	17:59.480
8	3	1:54.799	34.315	30.338	50.146	260.2	19:54.279
9	3	2:20.766	34.353	30.422	1:15.991	259.0	22:15.045
10	3	3:34.198	1:03.836	1:04.195	1:26.167	122.0	25:49.243
11	3	2:42.723	56.255	55.095	51.373	238.4	28:31.966
12	3	1:54.447	34.331	30.360	49.756	259.6	30:26.413
13	3	1:54.517	34.276	30.590	49.651	266.7	32:20.930
14	3	1:54.159	34.293	30.411	49.455	260.2	34:15.089
15	3	1:55.415	34.322	30.367	50.726	261.5	36:10.504
16	3	1:54.503	34.261	30.259	49.983	262.1	38:05.007
17	3	1:54.696	34.302	30.215	50.179	262.8	39:59.703
18	3	1:53.947	34.011	30.200	49.736	262.1	41:53.650
19	3	1:54.781	34.070	30.326	50.385	259.6	43:48.431
20	3	1:55.273	34.210	30.437	50.626	262.1	45:43.704
21	3	1:54.709	34.806	30.436	49.467	258.4	47:38.413
22	3	1:55.387	35.640	30.422	49.325	260.2	49:33.800
23	3	1:53.832	34.049	30.333	49.450	259.0	51:27.632
24	3	1:53.526	33.949	30.254	49.323	259.6	53:21.158
25	3	1:54.078	33.973	30.206	49.899	260.2	55:15.236
26	3	1:55.240	35.467	30.565	49.208	259.0	57:10.476
27	3	1:54.701	34.834	30.212	49.655	260.2	59:05.177
28	3	1:54.179	34.432	30.293	49.454	259.6	1:00:59.356
29	3	2:43.422 B	34.844	30.269	1:38.309	259.6	1:03:42.778
30	3	2:10.513	50.168	30.489	49.856	260.2	1:05:53.291
31	3	1:56.228	34.176	30.320	51.732	260.9	1:07:49.519
32	3	1:54.131	34.251	30.447	49.433	259.6	1:09:43.650
33	3	1:54.844	34.990	30.541	49.313	260.2	1:11:38.494
34	3	1:53.949	34.262	30.378	49.309	259.6	1:13:32.443
35	3	1:54.302	34.565	30.362	49.375	260.9	1:15:26.745
36	3	1:57.858	34.082	30.154	53.622	262.1	1:17:24.603
37	3	1:53.971	34.107	30.526	49.338	259.0	1:19:18.574
38	3	1:56.755	33.910	30.158	52.687	262.8	1:21:15.329
39	3	1:55.933	35.471	31.032	49.430	259.6	1:23:11.262
40	3	1:54.041	34.126	30.337	49.578	261.5	1:25:05.303
41	3	1:53.655	34.141	30.238	49.276	262.1	1:26:58.958
42	3	1:54.820	34.774	30.182	49.864	262.1	1:28:53.778
43	3	1:54.245	34.157	30.227	49.861	261.5	1:30:48.023
44	3	1:55.103	34.050	30.219	50.834	262.1	1:32:43.126
45	3	1:55.596	35.220	30.693	49.683	260.9	1:34:38.722
46	3	1:55.670	34.923	30.205	50.542	262.8	1:36:34.392
47	3	1:53.734	33.959	30.276	49.499	259.6	1:38:28.126
48	3	1:53.927	34.072	30.671	49.184	259.0	1:40:22.053
49	3	1:53.936	33.918	30.276	49.742	259.6	1:42:15.989
50	3	1:53.236	33.845	30.203	49.188	261.5	1:44:09.225
51	3	1:53.372	33.966	30.184	49.222	262.1	1:46:02.597
52	3	1:54.751	34.542	30.961	49.248	261.5	1:47:57.348
53	3	1:54.085	34.149	29.894	50.042	264.7	1:49:51.433
54	3	1:54.742	34.132	30.084	50.526	265.4	1:51:46.175
55	3	1:56.430	34.743	29.942	51.745	266.0	1:53:42.605
56	3	1:54.385	34.254	30.024	50.107	265.4	1:55:36.990
57	3	3:17.522 B	34.292	30.197	2:13.033	261.5	1:58:54.512
58	2	2:11.987	51.439	30.584	49.964	259.6	2:01:06.499
59	2	1:55.371	34.432	30.318	50.621	262.1	2:03:01.870
60	2	1:54.262	34.515	30.494	49.253	259.6	2:04:56.132
61	2	1:54.138	34.169	30.581	49.388	257.8	2:06:50.270
62	2	1:53.939	34.207	30.449	49.283	259.0	2:08:44.209
63	2	1:54.092	34.075	30.377	49.640	259.6	2:10:38.301
64	2	1:56.559	35.473	30.581	50.505	258.4	2:12:34.860
65	2	1:54.465	34.102	30.577	49.786	259.0	2:14:29.325
66	2	1:55.691	34.657	30.455	50.579	260.9	2:16:25.016

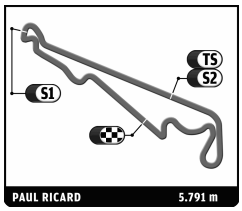

LE MANS SERIES
6 HOURS OF LE CASTELLET
Race

Sector Analysis

Personal Best | Session Best | B Crossing the finish line in pit lane

Lap	D	Time	Sector 1	Sector 2	Sector 3	T. Spd	Elapsed
67	2	1:57.843	35.757	30.644	51.442	259.6	2:18:22.859
68	2	1:57.363	35.401	30.398	51.564	263.4	2:20:20.222
69	2	1:55.319	34.330	30.342	50.647	261.5	2:22:15.541
70	2	1:55.106	35.181	30.490	49.435	258.4	2:24:10.647
71	2	1:53.641	33.941	30.284	49.416	259.6	2:26:04.288
72	2	1:53.808	33.978	30.204	49.626	262.8	2:27:58.096
73	2	1:54.989	34.354	30.866	49.769	261.5	2:29:53.085
74	2	1:55.023	34.016	30.367	50.640	260.9	2:31:48.108
75	2	1:55.040	33.968	30.226	50.846	261.5	2:33:43.148
76	2	1:53.455	33.998	30.340	49.117	259.6	2:35:36.603
77	2	1:55.059	34.060	30.119	50.880	263.4	2:37:31.662
78	2	1:55.677	35.351	30.622	49.704	259.6	2:39:27.339
79	2	1:55.056	34.545	31.099	49.412	262.1	2:41:22.395
80	2	1:54.111	34.040	30.124	49.947	260.9	2:43:16.506
81	2	1:53.697	33.976	30.187	49.534	261.5	2:45:10.203
82	2	2:00.076	35.672	31.253	53.151	262.1	2:47:10.279
83	2	1:54.834	34.318	30.169	50.347	261.5	2:49:05.113
84	2	1:53.969	33.954	30.207	49.808	261.5	2:50:59.082
85	2	2:36.970 B	33.937	30.210	1:32.823	262.8	2:53:36.052
86	2	2:10.723	50.467	30.550	49.706	259.6	2:55:46.775
87	2	1:56.663	34.190	30.400	52.073	262.1	2:57:43.438
88	2	1:54.341	34.215	30.408	49.718	259.6	2:59:37.779
89	2	1:56.585	34.915	30.034	51.636	262.8	3:01:34.364
90	2	1:56.325	36.216	30.497	49.612	259.6	3:03:30.689
91	2	1:55.333	34.777	30.559	49.997	260.9	3:05:26.022
92	2	1:56.391	34.582	31.720	50.089	268.0	3:07:22.413
93	2	1:55.156	34.132	30.498	50.526	262.8	3:09:17.569
94	2	1:54.289	34.160	30.508	49.621	259.6	3:11:11.858
95	2	1:56.637	36.227	30.874	49.536	259.0	3:13:08.495
96	2	1:54.152	33.915	30.425	49.812	259.6	3:15:02.647
97	2	1:54.108	34.328	30.402	49.378	259.6	3:16:56.755
98	2	1:54.113	34.237	30.388	49.488	260.2	3:18:50.868
99	2	1:54.310	34.245	30.376	49.689	260.2	3:20:45.178
100	2	1:58.562	34.245	30.093	54.224	265.4	3:22:43.740
101	2	3:10.857	38.620	57.013	1:35.224	108.1	3:25:54.597
102	2	3:39.416	1:06.180	1:08.850	1:24.386	122.3	3:29:34.013
103	2	1:59.397	36.949	30.610	51.838	260.9	3:31:33.410
104	2	1:55.420	34.394	30.244	50.782	261.5	3:33:28.830
105	2	1:53.949	34.112	30.394	49.443	259.0	3:35:22.779
106	2	1:53.815	34.168	30.349	49.298	259.6	3:37:16.594
107	2	1:54.746	34.694	30.249	49.803	261.5	3:39:11.340
108	2	1:53.612	34.069	30.270	49.273	259.6	3:41:04.952
109	2	1:54.206	34.027	30.275	49.904	260.2	3:42:59.158
110	2	1:53.891	34.012	30.290	49.589	259.6	3:44:53.049
111	2	1:55.740	34.850	31.294	49.596	260.9	3:46:48.789
112	2	1:53.950	33.940	30.331	49.679	260.2	3:48:42.739
113	2	2:40.319 B	34.827	30.620	1:34.872	262.1	3:51:23.058
114	2	2:13.481	50.419	30.442	52.620	261.5	3:53:36.539
115	2	1:56.623	35.791	30.701	50.131	257.1	3:55:33.162
116	2	1:54.858	34.363	30.660	49.835	258.4	3:57:28.020
117	2	1:54.720	34.298	30.541	49.881	258.4	3:59:22.740
118	2	1:54.439	34.187	30.478	49.774	259.0	4:01:17.179
119	2	1:56.645	34.218	30.422	52.005	260.2	4:03:13.824
120	2	1:55.062	34.549	30.431	50.082	261.5	4:05:08.886
121	2	1:59.320	37.687	31.886	49.747	266.7	4:07:08.206
122	2	1:54.655	34.492	30.419	49.744	260.2	4:09:02.861
123	2	1:54.827	34.339	30.417	50.071	260.9	4:10:57.688
124	2	1:54.711	34.307	30.441	49.963	260.2	4:12:52.399
125	2	1:55.575	34.566	31.222	49.787	259.0	4:14:47.974
126	2	1:55.179	34.970	30.497	49.712	259.6	4:16:43.153
127	2	1:54.478	34.256	30.439	49.783	259.6	4:18:37.631
128	2	1:55.408	34.350	30.302	50.756	262.8	4:20:33.039
129	2	1:57.617	35.368	30.037	52.212	268.0	4:22:30.656
130	2	1:55.994	35.554	30.979	49.461	259.0	4:24:26.650
131	2	1:55.160	34.396	30.982	49.782	259.6	4:26:21.810
132	2	1:54.939	34.286	30.344	50.309	260.2	4:28:16.749
133	2	1:54.676	34.351	30.405	49.920	260.2	4:30:11.425
134	2	1:54.827	34.613	30.385	49.829	259.6	4:32:06.252
135	2	1:55.311	35.095	30.416	49.800	260.9	4:34:01.563
136	2	1:55.940	35.187	30.210	50.543	264.7	4:35:57.503
137	2	1:57.899	34.778	32.088	51.033	262.1	4:37:55.402
138	2	3:15.938 B	34.975	30.302	2:10.661	270.0	4:41:11.340
139	1	2:20.354	54.294	31.251	54.809	260.2	4:43:31.694
140	1	2:01.316	36.796	30.852	53.668	264.1	4:45:33.010
141	1	2:00.340	36.827	30.968	52.545	260.9	4:47:33.350
142	1	1:59.994	36.042	30.718	53.234	261.5	4:49:33.344
143	1	2:00.533	36.313	30.895	53.325	258.4	4:51:33.877
144	1	2:01.585	36.963	31.495	53.127	259.0	4:53:35.462
145	1	1:59.790	36.124	30.980	52.686	257.8	4:55:35.252
146	1	1:59.469	36.120	31.149	52.200	257.1	4:57:34.721
147	1	2:01.098	36.955	31.149	52.994	257.8	4:59:35.819
148	1	2:00.468	36.934	31.040	52.494	259.6	5:01:36.287
149	1	1:59.680	36.051	30.981	52.648	258.4	5:03:35.967
150	1	2:00.699	35.975	31.070	53.654	259.0	5:05:36.666
151	1	1:59.296	35.857	30.915	52.524	259.0	5:07:35.962
152	1	2:01.677	35.687	32.867	53.123	255.9	5:09:37.639
153	1	1:58.639	35.731	30.911	51.997	257.8	5:11:36.278
154	1	1:59.618	36.297	30.948	52.373	258.4	5:13:35.896
155	1	2:00.007	36.087	31.101	52.819	247.7	5:15:35.903
156	1	1:58.040	35.333	30.715	51.992	260.2	5:17:33.943
157	1	1:59.463	36.288	30.720	52.455	259.0	5:19:33.406
158	1	1:58.405	35.634	30.907	51.864	258.4	5:21:31.811
159	1	1:57.673	35.232	30.825	51.616	258.4	5:23:29.484
160	1	1:57.974	35.159	30.810	52.005	258.4	5:25:27.458
161	1	1:59.322	35.613	30.793	52.916	260.2	5:27:26.780
162	1	2:00.534	37.575	30.801	52.158	259.0	5:29:27.314
163	1	1:57.277	35.120	30.705	51.452	259.0	5:31:24.591
164	1	2:36.665 B	35.378	30.637	1:30.650	260.9	5:34:01.256
165	1	2:15.204	52.299	30.658	52.247	261.5	5:36:16.460
166	1	1:59.415	35.944	30.664	52.807	263.4	5:38:15.875
167	1	1:59.167	36.000	30.699	52.468	261.5	5:40:15.042
168	1	1:59.774	35.867	30.864	53.043	258.4	5:42:14.816
169	1	1:58.138	35.678	30.853	51.607	259.6	5:44:12.954
170	1	1:58.192	35.288	30.771	52.133	258.4	5:46:11.146
171	1	1:59.130	35.972	31.101	52.057	261.5	5:48:10.276
172	1	1:57.915	35.516	30.711	51.688	259.6	5:50:08.191
173	1	1:59.793	35.488	30.618	53.687	263.4	5:52:07.984
174	1	2:01.083	36.311	30.987	53.785	250.6	5:54:09.067
175	1	2:00.910	36.514	31.740	52.656	258.4	5:56:09.977
176	1	2:00.995	35.813	30.820	54.362	259.6	5:58:10.972
177	1	2:05.342	36.357	31.112	57.873	259.0	6:00:16.314

43 RLR Msport — MG Lola EX265 - Judd
Barry Gates, Simon Philipps, Rob Garofall — LM P2

1	3	4:10.560 B	1:15.685	1:01.928	1:52.947	120.1	4:10.560

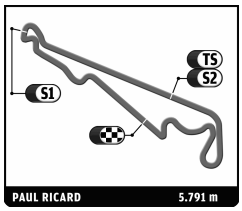

LE MANS SERIES
6 HOURS OF LE CASTELLET
Race

Sector Analysis

Personal Best | Session Best | **B** Crossing the finish line in pit lane

Lap	D	Time	Sector 1	Sector 2	Sector 3	T. Spd	Elapsed
2	3	4:13.528	1:09.741	1:14.593	1:49.194	97.6	8:24.088
3	3	2:06.296	38.341	31.645	56.310	255.9	10:30.384
4	3	2:02.054	37.070	30.958	54.026	255.3	12:32.438
5	3	2:01.300	36.255	30.770	54.275	255.3	14:33.738
6	3	2:01.182	36.226	30.749	54.207	256.5	16:34.920
7	3	1:59.875	35.752	30.827	53.296	254.1	18:34.795
8	3	2:00.686	35.655	30.876	54.155	253.5	20:35.481
9	3	3:24.724	38.925	59.281	1:46.518	112.3	24:00.205
10	3	3:31.745	1:05.050	1:06.363	1:20.332	112.9	27:31.950
11	3	2:03.145	36.778	31.430	54.937	254.1	29:35.095
12	3	2:01.408	36.368	31.186	53.854	252.3	31:36.503
13	3	2:01.564	36.759	31.403	53.402	254.1	33:38.067
14	3	1:59.777	35.767	30.850	53.160	254.1	35:37.844
15	3	2:00.191	36.222	31.260	52.709	255.3	37:38.035
16	3	1:59.156	35.284	30.825	53.047	253.5	39:37.191
17	3	2:02.329	36.322	31.607	54.400	255.9	41:39.520
18	3	1:58.863	35.522	30.801	52.540	254.7	43:38.383
19	3	1:59.708	35.623	30.899	53.186	252.3	45:38.091
20	3	1:59.905	35.781	30.874	53.250	253.5	47:37.996
21	3	1:59.913	35.766	30.996	53.151	252.9	49:37.909
22	3	1:59.759	35.765	30.901	53.093	255.3	51:37.668
23	3	1:59.492	35.674	30.829	52.989	254.1	53:37.160
24	3	2:01.256	36.365	31.041	53.850	252.9	55:38.416
25	3	2:00.543	35.823	31.212	53.508	255.3	57:38.959
26	3	1:59.577	35.983	30.858	52.736	255.3	59:38.536
27	3	2:01.236	35.953	30.909	54.374	252.9	1:01:39.772
28	3	2:08.894 **B**	35.687	30.810	1:02.397	255.3	1:03:48.666
29	3	2:53.675	1:29.581	31.134	52.960	254.1	1:06:42.341
30	3	2:00.074	36.016	31.053	53.005	254.7	1:08:42.415
31	3	2:00.366	36.133	30.827	53.406	255.9	1:10:42.781
32	3	2:00.032	35.777	30.932	53.323	254.1	1:12:42.813
33	3	1:59.656	36.048	30.930	52.678	253.5	1:14:42.469
34	3	2:00.007	36.474	30.921	52.612	254.1	1:16:42.476
35	3	1:59.067	35.705	31.032	52.330	254.7	1:18:41.543
36	3	1:59.755	35.589	30.785	53.381	255.9	1:20:41.298
37	3	2:00.138	36.387	30.988	52.763	255.3	1:22:41.436
38	3	1:58.725	35.802	30.800	52.123	253.5	1:24:40.161
39	3	1:57.759	35.159	30.764	51.836	253.5	1:26:37.920
40	3	1:57.950	35.308	30.574	52.068	255.9	1:28:35.870
41	3	2:00.863	35.385	30.622	54.856	251.7	1:30:36.733
42	3	2:00.200	37.321	30.582	52.297	255.9	1:32:36.933
43	3	2:00.020	35.630	30.633	53.757	257.8	1:34:36.953
44	3	1:59.902	35.756	30.633	53.513	255.3	1:36:36.855
45	3	1:59.437	35.468	30.851	53.118	255.3	1:38:36.292
46	3	1:59.090	35.899	30.810	52.381	253.5	1:40:35.382
47	3	1:59.928	35.858	30.847	53.223	251.7	1:42:35.310
48	3	1:59.393	35.576	30.802	53.015	257.8	1:44:34.703
49	3	2:00.983	35.949	31.069	53.965	254.1	1:46:35.686
50	3	2:03.357	36.546	31.476	55.335	249.4	1:48:39.043
51	3	2:05.825	36.505	31.507	57.813	252.3	1:50:44.868
52	3	2:02.607	37.461	31.561	53.585	252.9	1:52:47.475
53	3	2:01.433	36.015	31.143	54.275	254.1	1:54:48.908
54	3	2:10.787 **B**	36.386	31.034	1:03.367	254.7	1:56:59.695
55	1	3:42.339	2:20.394	30.771	51.174	255.3	2:00:42.034
56	1	1:58.356	35.753	31.334	51.269	254.1	2:02:40.390
57	1	1:57.165	34.731	30.920	51.514	254.7	2:04:37.555
58	1	1:56.792	35.300	30.685	50.807	254.7	2:06:34.347
59	1	1:58.908	34.976	30.728	53.204	257.1	2:08:33.255
60	1	1:57.252	34.924	30.850	51.478	252.9	2:10:30.507
61	1	1:56.347	34.809	30.521	51.017	255.9	2:12:26.854
62	1	2:00.505	35.657	31.197	53.651	256.5	2:14:27.359
63	1	1:57.421	35.048	30.708	51.665	259.0	2:16:24.780
64	1	1:58.641	35.724	30.994	51.923	253.5	2:18:23.421
65	1	1:58.520	35.319	30.659	52.542	260.9	2:20:21.941
66	1	1:57.719	35.783	30.853	51.083	252.9	2:22:19.660
67	1	1:58.054	35.656	30.521	51.877	259.6	2:24:17.714
68	1	2:00.113	35.909	31.503	52.701	254.1	2:26:17.827
69	1	1:56.896	35.092	30.718	51.086	255.9	2:28:14.723
70	1	1:56.088	34.885	30.663	50.540	255.3	2:30:10.811
71	1	1:56.542	34.847	30.797	50.898	254.7	2:32:07.353
72	1	1:56.553	34.666	30.760	51.127	255.3	2:34:03.906
73	1	2:15.390	34.887	30.399	1:10.104	259.0	2:36:19.296
74	1	1:57.726	35.756	30.901	51.069	253.5	2:38:17.022
75	1	1:56.714	34.867	30.647	51.200	255.3	2:40:13.736
76	1	1:56.187	34.678	30.542	50.967	255.3	2:42:09.923
77	1	1:57.261	34.805	30.594	51.862	255.3	2:44:07.184
78	1	1:57.767	35.188	30.940	51.639	253.5	2:46:04.951
79	1	1:57.646	35.407	30.727	51.512	259.6	2:48:02.597
80	1	2:05.963 **B**	35.741	30.767	59.455	259.6	2:50:08.560
81	1	3:02.406	1:38.393	31.221	52.792	254.1	2:53:10.966
82	1	1:57.335	34.995	31.576	50.764	252.3	2:55:08.301
83	1	1:56.673	34.683	30.923	51.067	254.7	2:57:04.974
84	1	1:57.052	35.143	30.776	51.133	256.5	2:59:02.026
85	1	1:57.785	35.033	30.929	51.823	254.1	3:00:59.811
86	1	1:57.529	35.119	31.309	51.101	254.1	3:02:57.340
87	1	1:57.868	35.116	31.023	51.729	252.9	3:04:55.208
88	1	2:00.275	34.989	30.859	54.427	254.7	3:06:55.483
89	1	1:57.089	34.837	30.985	51.267	253.5	3:08:52.572
90	1	1:56.548	34.874	30.888	50.786	255.3	3:10:49.120
91	1	1:56.421	34.747	30.926	50.748	254.7	3:12:45.541
92	1	1:56.374	34.681	30.811	50.882	254.7	3:14:41.915
93	1	1:56.497	35.011	30.764	50.722	253.5	3:16:38.412
94	1	1:58.146	35.251	30.914	51.981	256.5	3:18:36.558
95	1	1:56.968	35.216	30.780	50.972	254.7	3:20:33.526
96	1	1:59.468	35.197	30.749	53.522	254.7	3:22:32.994
97	1	3:19.590	38.928	1:02.737	1:37.925	92.8	3:25:52.584
98	1	3:39.346	1:06.088	1:08.613	1:24.645	104.5	3:29:31.930
99	1	1:59.398	37.126	31.117	51.155	251.7	3:31:31.328
100	1	1:58.538	35.801	30.640	52.097	253.5	3:33:29.866
101	1	1:56.329	34.656	30.758	50.915	254.1	3:35:26.195
102	1	1:57.043	35.008	30.691	51.344	254.1	3:37:23.238
103	1	1:57.274	35.094	30.684	51.496	255.3	3:39:20.512
104	1	1:56.095	34.757	30.422	50.916	255.3	3:41:16.607
105	1	1:55.699	34.554	30.679	50.466	254.7	3:43:12.306
106	1	1:56.546	34.637	30.565	51.344	255.3	3:45:08.852
107	1	2:06.972 **B**	34.824	30.745	1:01.403	254.7	3:47:15.824
108	2	3:35.014	2:12.489	30.802	51.723	256.5	3:50:50.838
109	2	1:57.325	35.097	30.613	51.615	256.5	3:52:48.163
110	2	1:56.432	34.984	30.731	50.717	256.5	3:54:44.595
111	2	1:59.127	35.104	31.082	52.941	257.8	3:56:43.722
112	2	1:58.698	35.106	30.902	52.690	255.3	3:58:42.420
113	2	1:55.986	34.903	30.687	50.396	255.3	4:00:38.406
114	2	1:55.735	34.969	30.611	50.155	255.3	4:02:34.141
115	2	1:55.477	35.111	30.367	49.999	257.1	4:04:29.618
116	2	1:55.871	35.117	30.548	50.206	259.0	4:06:25.489
117	2	1:56.619	34.854	30.944	50.821	266.0	4:08:22.108

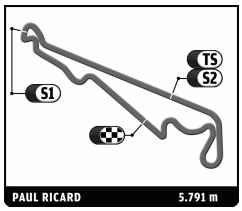

LE MANS SERIES
6 HOURS OF LE CASTELLET
Race

Sector Analysis

Personal Best | Session Best | B Crossing the finish line in pit lane

Lap	D	Time	Sector 1	Sector 2	Sector 3	T. Spd	Elapsed
118	2	1:56.288	34.666	30.677	50.945	257.1	4:10:18.396
119	2	1:56.289	35.415	30.666	50.208	257.8	4:12:14.685
120	2	1:56.985	34.626	30.577	51.782	257.8	4:14:11.670
121	2	1:57.089	35.962	30.538	50.589	257.1	4:16:08.759
122	2	1:57.443	35.112	31.406	50.925	255.3	4:18:06.202
123	2	1:55.738	34.737	30.686	50.315	255.9	4:20:01.940
124	2	1:55.961	34.854	30.522	50.585	255.9	4:21:57.901
125	2	1:54.724	34.582	29.964	50.178	268.0	4:23:52.625
126	2	1:54.940	34.558	30.463	49.919	257.1	4:25:47.565
127	2	1:56.009	34.673	30.399	50.937	257.8	4:27:43.574
128	2	1:56.128	34.715	30.700	50.713	257.8	4:29:39.702
129	2	1:56.180	34.572	30.433	51.175	259.0	4:31:35.882
130	2	1:56.900	35.377	31.049	50.474	253.5	4:33:32.782
131	2	1:55.799	34.641	30.638	50.520	256.5	4:35:28.581
132	2	1:56.398	35.193	30.795	50.410	254.1	4:37:24.979
133	2	2:04.087 B	34.861	30.742	58.484	256.5	4:39:29.066
134	2	3:06.247	1:44.627	30.837	50.783	255.9	4:42:35.313
135	2	1:56.846	34.853	30.817	51.176	255.9	4:44:32.159
136	2	1:57.470	35.195	30.826	51.449	254.7	4:46:29.629
137	2	1:56.488	35.225	30.817	50.446	255.9	4:48:26.117
138	2	1:58.626	34.974	31.127	52.525	257.8	4:50:24.743
139	2	1:55.830	34.856	30.560	50.414	257.1	4:52:20.573
140	2	1:55.939	34.958	30.591	50.390	257.1	4:54:16.512
141	2	1:58.455	36.122	31.391	50.942	255.9	4:56:14.967
142	2	1:57.331	35.299	30.564	51.468	257.8	4:58:12.298
143	2	1:56.966	35.295	30.557	51.114	257.8	5:00:09.264
144	2	1:55.676	34.805	30.611	50.260	257.1	5:02:04.940
145	2	1:55.395	34.697	30.606	50.092	256.5	5:04:00.335
146	2	1:55.171	34.292	30.670	50.209	255.3	5:05:55.506
147	2	1:55.262	34.655	30.619	49.988	255.9	5:07:50.768
148	2	1:55.737	34.466	30.504	50.767	255.9	5:09:46.505
149	2	1:55.497	34.632	30.541	50.324	257.1	5:11:42.002
150	2	1:55.222	34.455	30.586	50.181	257.1	5:13:37.224
151	2	1:56.274	35.066	30.670	50.538	255.3	5:15:33.498
152	2	1:56.729	34.698	30.441	51.590	258.4	5:17:30.227
153	2	1:54.918	34.395	30.543	49.980	256.5	5:19:25.145
154	2	1:56.091	34.431	30.503	51.157	255.3	5:21:21.236
155	2	1:56.204	35.478	30.562	50.164	257.1	5:23:17.440
156	2	1:56.341	34.798	30.620	50.923	256.5	5:25:13.781
157	2	1:55.874	34.630	30.404	50.840	257.8	5:27:09.655
158	2	2:03.387 B	34.878	30.555	57.954	258.4	5:29:13.042
159	2	2:37.780	1:17.059	30.704	50.017	256.5	5:31:50.822
160	2	1:55.785	34.536	30.645	50.604	257.8	5:33:46.607
161	2	1:56.871	35.667	31.100	50.104	256.5	5:35:43.478
162	2	1:55.071	34.554	30.635	49.882	256.5	5:37:38.549
163	2	1:55.077	34.512	30.121	50.444	260.9	5:39:33.626
164	2	1:55.587	34.672	30.539	50.376	258.4	5:41:29.213
165	2	1:56.010	34.614	30.467	50.929	260.2	5:43:25.223
166	2	1:56.413	34.619	30.217	51.577	261.5	5:45:21.636
167	2	1:55.368	34.745	30.459	50.164	258.4	5:47:17.004
168	2	1:56.011	34.873	30.561	50.577	255.9	5:49:13.015
169	2	1:56.805	35.023	30.314	51.468	264.7	5:51:09.820
170	2	1:56.434	34.647	30.581	51.206	257.1	5:53:06.254
171	2	1:55.533	34.839	30.497	50.197	258.4	5:55:01.787
172	2	1:57.008	35.342	31.173	50.493	257.1	5:56:58.795
173	2	1:56.199	34.866	30.600	50.733	259.0	5:58:54.994
174	2	1:55.725	34.788	30.522	50.415	257.8	6:00:50.719

44 **Extreme Limite AM Paris** — Norma M200P - Judd
Fabien Rosier, Jean-Marc Luco, Maurice Basso — LM P2

Lap	D	Time	Sector 1	Sector 2	Sector 3	T. Spd	Elapsed
1	3	4:06.545 B	1:13.830	1:01.639	1:51.076	130.6	4:06.545
2	3	4:16.469	1:11.728	1:14.091	1:50.650	93.2	8:23.014
3	3	2:02.962	37.962	30.744	54.256	272.7	10:25.976
4	3	1:59.277	36.224	30.185	52.868	272.0	12:25.253
5	3	1:58.705	35.437	30.008	53.260	272.0	14:23.958
6	3	1:58.611	35.864	30.181	52.566	272.7	16:22.569
7	3	1:57.444	35.530	30.069	51.845	271.4	18:20.013
8	3	1:58.518	35.358	30.009	53.151	273.4	20:18.531
9	3	3:36.688	41.964	1:08.762	1:45.962	94.5	23:55.219
10	3	3:33.493	1:05.945	1:05.224	1:22.324	106.0	27:28.712
11	3	1:59.986	36.334	30.459	53.193	272.0	29:28.698
12	3	1:59.052	36.392	30.161	52.499	275.5	31:27.750
13	3	1:58.002	35.572	30.253	52.177	272.0	33:25.752
14	3	1:57.888	35.336	30.394	52.158	272.7	35:23.640
15	3	1:57.910	35.762	29.890	52.258	274.8	37:21.550
16	3	1:57.278	35.052	30.329	51.897	272.0	39:18.828
17	3	1:57.492	35.411	30.084	51.997	272.7	41:16.320
18	3	1:57.493	35.279	30.035	52.179	272.7	43:13.813
19	3	1:58.312	35.234	30.139	52.939	271.4	45:12.125
20	3	1:59.865	35.975	30.617	53.273	274.8	47:11.990
21	3	1:58.461	35.851	30.218	52.392	272.7	49:10.451
22	3	1:57.635	35.523	30.043	52.069	272.7	51:08.086
23	3	1:57.564	35.258	30.270	52.036	272.7	53:05.650
24	3	1:56.788	35.178	30.093	51.517	273.4	55:02.438
25	3	1:59.890	36.303	31.238	52.349	272.7	57:02.328
26	3	1:58.714	36.715	30.193	51.806	273.4	59:01.042
27	3	2:14.850 B	35.280	32.454	1:07.116	183.7	1:01:15.892
28	3	2:59.085	1:36.098	30.452	52.535	272.0	1:04:14.977
29	3	1:57.648	35.923	30.027	51.698	272.0	1:06:12.625
30	3	1:57.517	35.492	30.206	51.819	272.7	1:08:10.142
31	3	1:56.686	35.240	30.027	51.419	273.4	1:10:06.828
32	3	2:13.264	35.590	30.623	1:07.051	272.7	1:12:20.092
33	3	1:58.959	36.999	30.228	51.732	273.4	1:14:19.051
34	3	1:58.030	35.361	30.178	52.491	273.4	1:16:17.081
35	3	1:58.467	36.213	30.440	51.814	272.0	1:18:15.548
36	3	1:57.322	35.078	30.170	52.074	272.0	1:20:12.870
37	3	1:58.000	35.652	30.290	52.058	273.4	1:22:10.870
38	3	1:56.990	35.370	30.117	51.503	273.4	1:24:07.860
39	3	1:57.267	35.363	30.230	51.674	274.1	1:26:05.127
40	3	1:57.333	35.187	30.453	51.693	272.7	1:28:02.460
41	3	1:57.039	35.280	29.981	51.778	272.7	1:29:59.499
42	3	1:56.579	35.017	30.067	51.495	273.4	1:31:56.078
43	3	1:56.784	35.417	30.008	51.359	276.9	1:33:52.862
44	3	1:58.524	35.385	29.966	53.173	275.5	1:35:51.386
45	3	1:58.123	36.031	30.307	51.785	272.7	1:37:49.509
46	3	1:58.441	35.417	30.131	52.893	273.4	1:39:47.950
47	3	1:58.149	35.336	30.282	52.531	273.4	1:41:46.099
48	3	1:59.111	36.157	30.236	52.718	274.8	1:43:45.210
49	3	1:58.933	35.932	30.326	52.675	277.6	1:45:44.143
50	3	1:59.429	36.344	30.496	52.589	274.1	1:47:43.572
51	3	2:00.748	36.381	30.673	53.694	274.1	1:49:44.320
52	3	2:09.393 B	36.746	30.164	1:02.483	277.6	1:51:53.713
53	2	4:25.582	3:01.544	30.393	53.645	273.4	1:56:19.295
54	2	1:58.377	35.743	30.192	52.442	273.4	1:58:17.672
55	2	2:15.283	48.401	34.341	52.541	270.7	2:00:32.955

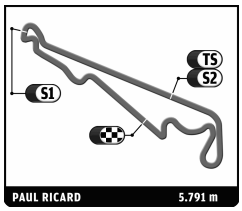

LE MANS SERIES

6 HOURS OF LE CASTELLET

Race

Sector Analysis

Personal Best | Session Best | **B** Crossing the finish line in pit lane

Lap	D	Time	Sector 1	Sector 2	Sector 3	T. Spd	Elapsed
56	2	1:58.021	35.462	30.428	52.131	271.4	2:02:30.976
57	2	1:58.723	35.983	30.301	52.439	272.7	2:04:29.699
58	2	2:01.411	35.819	30.521	55.071	273.4	2:06:31.110
59	2	1:59.495	36.529	30.463	52.503	272.7	2:08:30.605
60	2	1:57.869	35.532	30.156	52.181	273.4	2:10:28.474
61	2	1:58.022	35.698	29.959	52.365	274.1	2:12:26.496
62	2	1:58.564	35.657	30.530	52.377	272.0	2:14:25.060
63	2	1:58.636	35.658	30.152	52.826	272.7	2:16:23.696
64	2	1:58.408	35.641	30.455	52.312	272.7	2:18:22.104
65	2	1:59.024	35.359	29.825	53.840	276.9	2:20:21.128
66	2	1:57.999	35.174	30.345	52.480	273.4	2:22:19.127
67	2	1:57.933	35.705	30.023	52.205	274.1	2:24:17.060
68	2	2:00.584	36.002	30.327	54.255	272.7	2:26:17.644
69	2	1:59.832	36.912	30.463	52.457	272.7	2:28:17.476
70	2	1:57.209	35.339	29.957	51.913	273.4	2:30:14.685
71	2	1:56.522	35.031	29.709	51.782	274.8	2:32:11.207
72	2	1:57.200	35.018	30.353	51.829	273.4	2:34:08.407
73	2	1:58.497	35.130	29.735	53.632	276.9	2:36:06.904
74	2	2:21.305	54.097	34.530	52.678	271.4	2:38:28.209
75	2	1:58.392	36.027	30.062	52.303	273.4	2:40:26.601
76	2	2:23.253	42.892	32.559	1:07.802	272.7	2:42:49.854
77	2	2:37.592 **B**	44.767	39.751	1:13.074	245.5	2:45:27.446
78	2	3:56.675	2:15.512	31.709	1:09.454	266.0	2:49:24.121
79	2	1:59.530	36.487	30.423	52.620	271.4	2:51:23.651
80	2	1:58.620	35.665	30.461	52.494	272.0	2:53:22.271
81	2	2:31.148 **B**	51.067	33.364	1:06.717	250.0	2:55:53.419
82	2	6:15.810	4:51.112	31.121	53.577	270.7	3:02:09.229
83	2	2:00.313	36.257	30.709	53.347	271.4	3:04:09.542
84	2	2:01.829	37.076	30.327	54.426	269.3	3:06:11.371
85	2	1:59.057	35.552	30.494	53.011	260.9	3:08:10.428
86	2	1:58.091	35.730	30.342	52.019	271.4	3:10:08.519
87	2	1:58.021	35.476	30.153	52.392	272.0	3:12:06.540
88	2	1:58.266	35.322	30.119	52.825	271.4	3:14:04.806
89	2	2:01.847	38.592	30.797	52.458	273.4	3:16:06.653
90	2	1:58.230	35.594	30.278	52.358	272.0	3:18:04.883
91	2	2:02.281	35.764	30.688	55.829	269.3	3:20:07.164
92	2	2:01.343	37.432	31.076	52.835	272.7	3:22:08.507
93	2	3:38.985	50.921	1:09.343	1:38.721	107.1	3:25:47.492
94	2	3:51.712 **B**	1:07.792	1:08.470	1:35.450	107.6	3:29:39.204
95	1	5:37.078	4:15.872	30.037	51.169	271.4	3:35:16.282
96	1	1:54.961	34.970	29.725	50.266	273.4	3:37:11.243
97	1	1:54.627	34.708	29.623	50.296	273.4	3:39:05.870
98	1	1:54.064	34.492	29.434	50.138	274.1	3:40:59.934
99	1	1:55.736	35.365	29.680	50.691	273.4	3:42:55.670
100	1	1:55.652	34.454	29.493	51.705	274.1	3:44:51.322
101	1	1:54.638	34.609	29.654	50.375	274.1	3:46:45.960
102	1	1:55.856	34.578	29.554	51.724	275.5	3:48:41.816
103	1	1:56.371	35.147	29.662	51.562	274.8	3:50:38.187
104	1	1:55.197	34.556	29.669	50.972	272.7	3:52:33.384
105	1	1:58.161	34.743	29.645	53.773	274.8	3:54:31.545
106	1	1:54.538	34.378	29.552	50.608	272.7	3:56:26.083
107	1	1:55.113	34.629	29.786	50.698	274.1	3:58:21.196
108	1	1:57.658	35.556	31.299	50.803	271.4	4:00:18.854
109	1	1:54.551	34.500	29.654	50.397	272.7	4:02:13.405
110	1	1:55.155	34.656	29.744	50.755	273.4	4:04:08.560
111	1	1:55.089	34.500	29.826	50.763	275.5	4:06:03.649
112	1	1:56.360	35.608	29.917	50.835	278.4	4:08:00.009
113	1	1:56.845	35.220	30.676	50.949	274.1	4:09:56.854
114	1	1:55.335	34.546	29.770	51.019	274.1	4:11:52.189
115	1	1:56.532	34.989	30.455	51.088	274.8	4:13:48.721
116	1	1:56.189	34.577	30.873	50.739	272.7	4:15:44.910
117	1	1:54.886	34.655	29.803	50.428	274.1	4:17:39.796
118	1	1:55.663	34.896	29.597	51.170	274.1	4:19:35.459
119	1	2:04.759 **B**	35.285	29.728	59.746	277.6	4:21:40.218
120	1	3:16.098	1:55.504	29.674	50.920	273.4	4:24:56.316
121	1	1:55.953	34.788	29.895	51.270	260.9	4:26:52.269
122	1	1:56.263	36.130	29.623	50.510	275.5	4:28:48.532
123	1	1:55.097	34.671	29.809	50.617	274.1	4:30:43.629
124	1	1:54.851	34.793	29.666	50.392	275.5	4:32:38.480
125	1	1:55.366	34.748	29.743	50.875	276.2	4:34:33.846
126	1	1:55.106	34.624	29.826	50.656	276.2	4:36:28.952
127	1	1:55.485	34.867	29.755	50.863	274.1	4:38:24.437
128	1	1:55.958	34.923	30.073	50.962	273.4	4:40:20.395
129	1	1:55.672	34.890	30.063	50.719	273.4	4:42:16.067
130	1	1:56.099	34.894	29.655	51.550	276.2	4:44:12.166
131	1	1:57.465	36.389	30.063	51.013	274.1	4:46:09.631
132	1	1:55.801	34.814	29.812	51.175	274.1	4:48:05.432
133	1	1:56.811	35.036	29.847	51.928	273.4	4:50:02.243
134	1	1:55.405	34.963	29.682	50.760	273.4	4:51:57.648
135	1	1:55.559	34.757	30.087	50.715	273.4	4:53:53.207
136	1	1:55.346	34.853	29.869	50.624	274.1	4:55:48.553
137	1	1:56.321	34.441	30.146	51.734	276.9	4:57:44.874
138	1	1:54.879	34.752	29.538	50.589	275.5	4:59:39.753
139	1	1:54.051	34.474	29.372	50.205	277.6	5:01:33.804
140	1	1:55.217	34.632	29.471	51.114	276.9	5:03:29.021
141	1	1:55.587	34.799	29.683	51.105	273.4	5:05:24.608
142	1	1:55.350	34.846	29.659	50.845	274.1	5:07:19.958
143	1	1:55.859	34.571	29.610	51.678	276.2	5:09:15.817
144	1	1:55.654	35.007	29.546	51.101	276.9	5:11:11.471
145	1	2:03.591 **B**	34.648	29.734	59.209	273.4	5:13:15.062
146	1	2:47.944	1:24.059	31.846	52.039	270.0	5:16:03.006
147	1	1:57.185	35.678	30.428	51.079	274.1	5:18:00.191
148	1	1:56.256	34.895	30.025	51.336	273.4	5:19:56.447
149	1	1:56.446	35.250	29.919	51.277	274.1	5:21:52.893
150	1	1:55.871	35.053	29.872	50.946	273.4	5:23:48.764
151	1	1:56.435	35.211	29.944	51.280	272.7	5:25:45.199
152	1	1:57.538	35.676	30.004	51.858	274.1	5:27:42.737
153	1	1:56.242	35.295	30.073	50.874	273.4	5:29:38.979
154	1	1:57.268	34.994	30.704	51.570	273.4	5:31:36.247
155	1	1:56.801	35.588	30.103	51.110	273.4	5:33:33.048
156	1	1:56.984	35.123	30.109	51.752	274.1	5:35:30.032
157	1	1:55.005	34.914	29.592	50.499	276.2	5:37:25.037
158	1	1:56.071	35.147	29.600	51.324	277.6	5:39:21.108
159	1	1:57.491	34.978	29.686	52.827	274.8	5:41:18.599
160	1	1:57.066	35.645	29.588	51.833	275.5	5:43:15.665
161	1	1:55.202	35.021	29.421	50.760	276.2	5:45:10.867
162	1	1:56.863	34.896	29.683	52.284	275.5	5:47:07.730
163	1	1:57.432	36.597	30.432	50.403	276.2	5:49:05.162
164	1	1:55.222	34.582	29.783	50.857	274.8	5:51:00.384
165	1	1:54.577	34.490	29.699	50.388	274.8	5:52:54.961
166	1	1:57.313	35.819	30.389	51.105	274.8	5:54:52.274
167	1	1:55.400	34.871	29.707	50.822	274.1	5:56:47.674
168	1	1:56.095	34.892	29.940	51.263	276.2	5:58:43.769
169	1	1:56.406	34.818	29.456	52.132	277.6	6:00:40.175

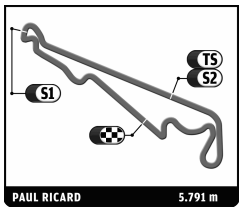

LE MANS SERIES
6 HOURS OF LE CASTELLET
Race

Sector Analysis

Personal Best | Session Best | **B** Crossing the finish line in pit lane

45 **Boutsen Energy Racing** — Oreca 03 - Nissan, LM P2
Dominik Kraihamer
Nicolas de Crem

Lap	D	Time	Sector 1	Sector 2	Sector 3	T. Spd	Elapsed
1	1	4:00.180 B	1:10.360	1:01.792	1:48.028	136.9	4:00.180
2	1	4:19.634	1:14.802	1:14.119	1:50.713	89.2	8:19.814
3	1	1:56.262	35.571	29.476	51.215	268.0	10:16.076
4	1	1:52.548	34.356	29.532	48.660	272.7	12:08.624
5	1	1:51.979	33.877	29.372	48.730	272.7	14:00.603
6	1	1:51.326	33.591	29.372	48.363	272.7	15:51.929
7	1	1:51.010	33.443	29.345	48.222	272.0	17:42.939
8	1	1:51.221	33.511	29.243	48.467	272.0	19:34.160
9	1	2:34.241	33.780	31.468	1:28.993	223.1	22:08.401
10	1	3:36.167	1:06.290	1:03.088	1:26.789	117.4	25:44.568
11	1	2:42.429	57.146	55.806	49.477	246.0	28:26.997
12	1	1:52.279	33.611	29.291	49.377	270.7	30:19.276
13	1	1:51.049	33.345	29.313	48.391	272.0	32:10.325
14	1	1:52.032	33.420	29.303	49.309	273.4	34:02.357
15	1	1:54.766	34.861	29.265	50.640	277.6	35:57.123
16	1	1:52.264	33.913	29.244	49.107	274.8	37:49.387
17	1	1:53.250	33.661	29.216	50.373	272.0	39:42.637
18	1	1:54.032	34.167	29.183	50.682	276.2	41:36.669
19	1	1:51.232	33.478	29.345	48.409	271.4	43:27.901
20	1	1:51.665	33.922	29.334	48.409	271.4	45:19.566
21	1	1:51.923	33.348	29.258	49.317	272.0	47:11.489
22	1	1:51.428	33.588	29.307	48.533	272.7	49:02.917
23	1	1:52.024	34.017	29.372	48.635	272.7	50:54.941
24	1	1:54.550	34.585	30.747	49.218	270.7	52:49.491
25	1	1:51.584	33.581	29.250	48.753	272.7	54:41.075
26	1	1:53.250	33.881	29.640	49.729	272.7	56:34.325
27	1	2:41.007 B	33.941	30.540	1:36.526	271.4	59:15.332
28	1	2:09.325	50.071	29.585	49.669	271.4	1:01:24.657
29	1	1:53.249	34.025	30.107	49.117	271.4	1:03:17.906
30	1	1:53.537	33.842	29.612	50.083	271.4	1:05:11.443
31	1	1:52.114	33.798	29.452	48.864	271.4	1:07:03.557
32	1	1:52.039	33.788	29.370	48.881	273.4	1:08:55.596
33	1	1:52.243	33.597	29.431	49.215	271.4	1:10:47.839
34	1	1:53.576	34.204	29.917	49.455	272.0	1:12:41.415
35	1	1:52.187	33.713	29.428	49.046	274.1	1:14:33.602
36	1	1:52.916	34.491	29.460	48.965	272.0	1:16:26.518
37	1	1:52.708	34.153	29.559	48.996	272.0	1:18:19.226
38	1	1:53.787	33.936	29.417	50.434	272.7	1:20:13.013
39	1	1:52.869	34.538	29.413	48.918	272.7	1:22:05.882
40	1	1:53.997	34.220	30.459	49.318	268.7	1:23:59.879
41	1	1:53.354	33.465	29.360	50.529	272.7	1:25:53.233
42	1	1:52.795	34.308	29.216	49.271	275.5	1:27:46.028
43	1	1:52.057	33.775	29.322	48.960	272.0	1:29:38.085
44	1	1:54.184	34.326	29.484	50.374	276.9	1:31:32.269
45	1	1:52.703	34.073	29.212	49.418	275.5	1:33:24.972
46	1	1:53.206	33.918	29.108	50.180	276.9	1:35:18.178
47	1	1:52.142	33.859	29.288	48.995	271.4	1:37:10.320
48	1	1:52.283	33.697	29.452	49.134	272.7	1:39:02.603
49	1	1:52.947	33.972	29.345	49.630	272.7	1:40:55.550
50	1	1:51.914	33.722	29.396	48.796	272.0	1:42:47.464
51	1	2:04.620	33.775	41.768	49.077	272.0	1:44:52.084
52	1	1:52.512	33.934	29.419	49.159	272.7	1:46:44.596
53	1	1:53.622	33.934	29.284	50.404	274.8	1:48:38.218
54	1	3:27.435 B	34.251	29.550	2:23.634	272.7	1:52:05.653
55	2	2:08.660	49.988	29.535	49.137	271.4	1:54:14.313
56	2	1:53.360	33.681	29.512	50.167	272.7	1:56:07.673
57	2	1:52.402	33.779	29.539	49.084	272.0	1:58:00.075
58	2	1:53.886	34.467	30.024	49.395	271.4	1:59:53.961
59	2	1:53.631	33.872	29.663	50.096	271.4	2:01:47.592
60	2	1:52.559	33.845	29.665	49.049	272.0	2:03:40.151
61	2	1:52.928	34.007	29.508	49.413	274.8	2:05:33.079
62	2	1:52.953	33.899	29.800	49.254	272.0	2:07:26.032
63	2	1:51.913	33.506	29.358	49.049	271.4	2:09:17.945
64	2	1:53.209	33.940	30.129	49.140	270.0	2:11:11.154
65	2	1:52.284	33.693	29.543	49.048	270.0	2:13:03.438
66	2	1:51.942	33.630	29.349	48.963	272.7	2:14:55.380
67	2	1:54.316	34.724	29.478	50.114	272.0	2:16:49.696
68	2	1:53.080	34.218	29.781	49.081	270.7	2:18:42.776
69	2	1:52.734	33.807	29.624	49.303	272.7	2:20:35.510
70	2	1:53.613	34.787	29.724	49.102	272.0	2:22:29.123
71	2	1:53.750	34.955	29.499	49.296	272.0	2:24:22.873
72	2	1:55.469	34.766	30.072	50.631	273.4	2:26:18.342
73	2	1:53.909	35.266	29.558	49.085	272.0	2:28:12.251
74	2	1:52.404	33.836	29.471	49.097	272.0	2:30:04.655
75	2	1:53.117	33.949	29.672	49.496	273.4	2:31:57.772
76	2	1:53.493	33.698	29.524	50.271	270.0	2:33:51.265
77	2	1:54.260	34.508	29.412	50.340	273.4	2:35:45.525
78	2	1:52.199	33.842	29.296	49.061	272.7	2:37:37.724
79	2	1:53.820	33.560	30.052	50.208	274.8	2:39:31.544
80	2	1:52.415	33.556	29.198	49.661	276.9	2:41:23.959
81	2	2:40.207 B	33.743	29.237	1:37.227	274.1	2:44:04.166
82	2	2:09.060	50.170	29.646	49.244	270.0	2:46:13.226
83	2	1:52.848	33.896	29.420	49.532	273.4	2:48:06.074
84	2	1:56.569	36.174	29.740	50.655	273.4	2:50:02.643
85	2	1:54.157	34.347	29.543	50.267	273.4	2:51:56.800
86	2	1:54.410	33.914	29.438	51.058	275.5	2:53:51.210
87	2	1:53.848	33.968	29.624	50.256	270.7	2:55:45.058
88	2	1:54.440	34.102	29.492	50.846	272.7	2:57:39.498
89	2	1:55.474	34.753	29.404	51.317	275.5	2:59:34.972
90	2	1:58.926	36.016	30.668	52.242	272.0	3:01:33.898
91	2	1:53.734	34.287	29.635	49.812	274.1	3:03:27.632
92	2	1:53.907	33.879	29.617	50.411	271.4	3:05:21.539
93	2	1:52.761	33.917	29.467	49.377	270.7	3:07:14.300
94	2	1:53.179	33.883	29.534	49.762	274.8	3:09:07.479
95	2	1:54.819	35.183	29.807	49.829	270.0	3:11:02.298
96	2	1:53.324	33.925	29.556	49.843	272.0	3:12:55.622
97	2	1:52.893	33.967	29.633	49.293	270.7	3:14:48.515
98	2	1:53.024	34.056	29.534	49.434	271.4	3:16:41.539
99	2	15:49.166 B	34.095	29.335	...	274.8	3:32:30.705
100	1	2:12.015	51.980	29.623	50.412	270.7	3:34:42.720
101	1	1:53.163	34.671	29.949	48.543	270.7	3:36:35.883
102	1	1:50.583	33.284	29.378	47.921	270.7	3:38:26.466
103	1	1:50.396	33.241	29.257	47.898	271.4	3:40:16.862
104	1	1:50.252	33.165	29.225	47.862	271.4	3:42:07.114
105	1	1:50.335	33.184	29.183	47.968	275.5	3:43:57.449
106	1	1:50.753	33.258	29.175	48.320	274.1	3:45:48.202
107	1	1:51.021	33.239	29.135	48.647	274.1	3:47:39.223
108	1	1:51.514	33.692	29.277	48.545	273.4	3:49:30.737
109	1	1:51.443	33.881	29.208	48.354	274.1	3:51:22.180
110	1	1:51.361	33.292	29.239	48.830	272.7	3:53:13.541
111	1	1:52.558	33.850	29.219	49.489	274.8	3:55:06.099
112	1	1:51.550	33.650	29.078	48.822	273.4	3:56:57.649
113	1	1:53.120	34.092	29.868	49.160	271.4	3:58:50.769

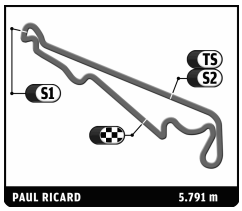

LE MANS SERIES
6 HOURS OF LE CASTELLET
Race

Sector Analysis

Personal Best | Session Best | B Crossing the finish line in pit lane

Lap	D	Time	Sector 1	Sector 2	Sector 3	T. Spd	Elapsed
114	1	1:52.814	33.707	29.194	49.913	276.2	4:00:43.583
115	1	1:50.919	33.148	29.298	48.473	272.0	4:02:34.502
116	1	1:51.041	33.420	29.256	48.365	273.4	4:04:25.543
117	1	1:51.876	33.623	30.008	48.245	271.4	4:06:17.419
118	1	1:50.669	33.327	29.316	48.026	273.4	4:08:08.088
119	1	1:54.897	33.509	29.141	52.247	276.2	4:10:02.985
120	1	1:52.674	34.770	29.428	48.476	272.7	4:11:55.659
121	1	1:52.271	33.647	29.204	49.420	274.1	4:13:47.930
122	1	1:51.073	33.351	29.331	48.391	271.4	4:15:39.003
123	1	1:50.889	33.434	29.237	48.218	272.0	4:17:29.892
124	1	1:53.573	34.299	29.436	49.838	274.8	4:19:23.465
125	1	1:50.616	33.196	29.297	48.123	272.0	4:21:14.081
126	1	3:27.372 B	33.431	29.165	2:24.776	273.4	4:24:41.453
127	2	2:09.059	50.140	29.562	49.357	275.5	4:26:50.512
128	2	1:52.776	34.900	29.297	48.579	271.4	4:28:43.288
129	2	1:51.782	33.428	29.300	49.054	272.0	4:30:35.070
130	2	1:51.583	33.570	29.371	48.642	271.4	4:32:26.653
131	2	1:50.721	33.082	29.240	48.399	271.4	4:34:17.374
132	2	1:51.181	33.331	29.334	48.516	272.0	4:36:08.555
133	2	1:51.514	33.088	29.483	48.943	272.7	4:38:00.069
134	2	1:53.185	34.299	30.226	48.660	272.0	4:39:53.254
135	2	1:51.836	33.408	29.229	49.199	272.0	4:41:45.090
136	2	1:50.662	33.163	29.068	48.431	274.8	4:43:35.752
137	2	1:53.393	34.569	29.350	49.474	274.8	4:45:29.145
138	2	1:53.338	33.495	29.276	50.567	274.8	4:47:22.483
139	2	1:52.370	34.074	29.500	48.796	270.7	4:49:14.853
140	2	1:50.900	33.237	29.286	48.377	272.7	4:51:05.753
141	2	1:51.407	33.356	29.187	48.864	273.4	4:52:57.160
142	2	1:53.886	34.030	29.990	49.866	274.1	4:54:51.046
143	2	1:52.398	33.884	29.828	48.686	273.4	4:56:43.444
144	2	1:52.230	33.455	29.222	49.553	274.1	4:58:35.674
145	2	1:52.250	33.190	29.263	49.797	272.0	5:00:27.924
146	2	1:53.040	34.080	29.534	49.426	272.7	5:02:20.964
147	2	1:52.385	33.999	29.433	48.953	271.4	5:04:13.349
148	2	1:52.119	33.407	29.367	49.345	271.4	5:06:05.468
149	2	1:51.960	33.418	29.464	49.078	270.7	5:07:57.428
150	2	1:53.629	33.338	29.430	50.861	271.4	5:09:51.057
151	2	1:52.648	33.670	29.768	49.210	271.4	5:11:43.705
152	2	1:52.454	33.515	29.400	49.539	271.4	5:13:36.159
153	2	2:46.532 B	33.526	29.415	1:43.591	271.4	5:16:22.691
154	2	2:11.558	49.559	29.505	52.494	271.4	5:18:34.249
155	2	1:55.043	34.675	29.563	50.805	270.7	5:20:29.292
156	2	1:54.332	34.195	29.493	50.644	272.7	5:22:23.624
157	2	1:53.837	34.114	29.689	50.034	270.0	5:24:17.461
158	2	1:58.262	36.830	29.911	51.521	272.0	5:26:15.723
159	2	1:57.699	36.874	30.073	50.752	272.0	5:28:13.422
160	2	1:57.381	35.754	30.094	51.533	270.0	5:30:10.803
161	2	3:33.400 B	39.873	54.047	1:59.480	114.3	5:33:44.203
162	2	2:16.275	53.423	31.033	51.819	268.0	5:36:00.478
163	2	1:55.416	35.679	29.574	50.163	272.0	5:37:55.894
164	2	1:52.445	33.868	29.366	49.211	272.0	5:39:48.339
165	2	1:53.585	33.629	29.336	50.620	274.1	5:41:41.924
166	2	1:53.433	34.273	29.310	49.850	274.8	5:43:35.357
167	2	1:52.901	33.609	29.205	50.087	276.2	5:45:28.258
168	2	1:54.025	34.512	29.343	50.170	273.4	5:47:22.283
169	2	1:51.795	33.592	29.263	48.940	274.8	5:49:14.078
170	2	1:53.894	34.548	29.036	50.310	280.5	5:51:07.972
171	2	1:53.243	33.527	29.215	50.501	275.5	5:53:01.215
172	2	1:54.275	34.287	29.565	50.423	274.8	5:54:55.490
173	2	1:53.389	33.965	30.298	49.126	272.0	5:56:48.879
174	2	1:53.829	33.867	29.958	50.004	279.1	5:58:42.708
175	2	1:54.650	34.122	29.468	51.060	274.8	6:00:37.358

46 TDS Racing — Mathias Beche, Pierre Thiriet, Jody Firth — Oreca 03 - Nissan, LM P2

Lap	D	Time	Sector 1	Sector 2	Sector 3	T. Spd	Elapsed
1	1	3:58.198 B	1:09.651	1:01.912	1:46.635	141.0	3:58.198
2	1	4:21.048	1:15.917	1:13.941	1:51.190	88.4	8:19.246
3	1	1:56.109	35.608	29.903	50.598	270.0	10:15.355
4	1	1:52.165	34.071	29.380	48.714	270.7	12:07.520
5	1	1:51.374	33.620	29.271	48.483	271.4	13:58.894
6	1	1:51.340	33.535	29.210	48.595	271.4	15:50.234
7	1	1:50.741	33.366	29.146	48.229	271.4	17:40.975
8	1	1:50.742	33.231	29.156	48.355	270.0	19:31.717
9	1	2:35.918	34.142	32.277	1:29.499	194.6	22:07.635
10	1	3:36.013	1:06.160	1:02.914	1:26.939	118.9	25:43.648
11	1	2:42.192	57.538	55.761	48.893	244.9	28:25.840
12	1	1:51.986	33.516	29.349	49.121	269.3	30:17.826
13	1	1:50.693	33.240	29.217	48.236	271.4	32:08.519
14	1	1:52.285	33.287	29.150	49.848	272.7	34:00.804
15	1	1:54.019	33.445	29.470	51.104	276.2	35:54.823
16	1	1:53.863	34.898	29.355	49.610	272.7	37:48.686
17	1	1:52.645	33.535	28.969	50.141	275.5	39:41.331
18	1	1:51.269	33.797	29.132	48.340	272.0	41:32.600
19	1	1:50.392	33.299	28.950	48.143	272.0	43:22.992
20	1	1:50.637	33.348	29.218	48.071	270.7	45:13.629
21	1	1:51.431	34.094	29.221	48.116	271.4	47:05.060
22	1	1:51.813	34.138	29.285	48.390	272.0	48:56.873
23	1	1:52.344	33.523	29.108	49.713	272.7	50:49.217
24	1	1:51.063	33.395	29.108	48.560	271.4	52:40.280
25	1	2:00.932 B	33.546	29.236	58.150	274.1	54:41.212
26	1	3:14.353	1:57.306	28.992	48.055	271.4	57:55.565
27	1	1:50.998	32.914	29.243	48.841	276.2	59:46.563
28	1	1:51.833	34.010	29.131	48.692	271.4	1:01:38.396
29	1	1:50.982	33.737	29.289	47.956	271.4	1:03:29.378
30	1	1:53.138	33.223	30.070	49.845	272.0	1:05:22.516
31	1	1:52.500	33.178	29.161	50.161	273.4	1:07:15.016
32	1	1:51.072	33.958	29.241	47.873	271.4	1:09:06.088
33	1	1:51.924	33.012	29.028	49.884	274.1	1:10:58.012
34	1	1:50.672	33.151	29.223	48.298	272.0	1:12:48.684
35	1	1:54.027	34.329	29.224	50.474	273.4	1:14:42.711
36	1	1:51.632	34.066	29.224	48.342	272.7	1:16:34.343
37	1	1:50.850	33.074	29.547	48.229	272.7	1:18:25.193
38	1	1:50.492	33.186	28.909	48.397	274.8	1:20:15.685
39	1	1:51.303	33.474	29.449	48.380	272.7	1:22:06.988
40	1	1:53.576	33.567	29.980	50.029	269.3	1:24:00.564
41	1	1:51.469	33.252	28.908	49.309	273.4	1:25:52.033
42	1	1:50.577	33.511	28.958	48.108	274.1	1:27:42.610
43	1	1:53.264	33.529	29.100	50.635	274.1	1:29:35.874
44	1	1:55.714	35.177	29.946	50.591	269.3	1:31:31.588
45	1	1:54.445	33.951	29.485	51.009	272.0	1:33:26.033
46	1	1:53.645	34.668	29.220	49.757	272.7	1:35:19.678
47	1	1:54.129	35.148	29.749	49.232	270.7	1:37:13.807
48	1	1:52.120	33.821	29.172	49.127	271.4	1:39:05.927
49	1	1:53.022	34.231	29.172	49.619	273.4	1:40:58.949
50	1	1:54.085	34.789	30.175	49.121	271.4	1:42:53.034

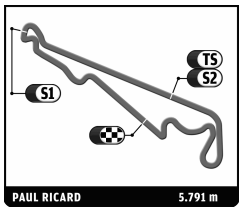

LE MANS SERIES
6 HOURS OF LE CASTELLET
Race

Sector Analysis

Personal Best | Session Best | **B** Crossing the finish line in pit lane

Lap	D	Time	Sector 1	Sector 2	Sector 3	T. Spd	Elapsed
51	1	2:03.678 **B**	33.810	30.674	59.194	271.4	1:44:56.712
52	2	4:06.144 **B**	2:17.795	31.398	1:16.951	270.0	1:49:02.856
53	2	15:31.464	...	31.553	51.399	268.0	2:04:34.320
54	2	1:55.736	34.625	29.581	51.530	272.0	2:06:30.056
55	2	1:54.326	34.527	29.535	50.264	272.7	2:08:24.382
56	2	1:53.114	34.220	29.434	49.460	271.4	2:10:17.496
57	2	1:53.165	34.191	29.513	49.461	271.4	2:12:10.661
58	2	1:55.264	34.141	29.288	51.835	274.8	2:14:05.925
59	2	1:52.699	34.054	29.426	49.219	272.0	2:15:58.624
60	2	1:53.170	34.260	29.625	49.285	271.4	2:17:51.794
61	2	1:52.054	33.662	29.331	49.061	272.0	2:19:43.848
62	2	1:53.242	34.632	29.343	49.267	271.4	2:21:37.090
63	2	1:53.781	34.868	29.651	49.262	270.7	2:23:30.871
64	2	1:52.501	34.038	29.347	49.116	272.0	2:25:23.372
65	2	1:52.549	34.078	29.475	48.996	272.0	2:27:15.921
66	2	1:54.190	34.118	29.936	50.136	271.4	2:29:10.111
67	2	1:51.892	34.032	29.233	48.627	271.4	2:31:02.003
68	2	1:51.987	33.817	29.154	49.016	273.4	2:32:53.990
69	2	1:52.426	33.677	29.291	49.458	273.4	2:34:46.416
70	2	1:52.454	33.896	29.703	48.855	272.7	2:36:38.870
71	2	1:51.698	33.724	29.180	48.794	273.4	2:38:30.568
72	2	1:52.503	34.609	29.140	48.754	272.7	2:40:23.071
73	2	1:51.476	33.587	29.205	48.684	273.4	2:42:14.547
74	2	1:52.275	33.554	29.189	49.532	272.0	2:44:06.822
75	2	1:54.439	34.364	29.124	50.951	273.4	2:46:01.261
76	2	1:55.857	35.064	29.178	51.615	274.1	2:47:57.118
77	2	1:53.310	34.747	29.514	49.049	272.7	2:49:50.428
78	2	2:00.865 **B**	34.424	29.339	57.102	272.0	2:51:51.293
79	2	2:57.979	1:37.789	30.541	49.649	270.7	2:54:49.272
80	2	1:53.186	34.822	29.306	49.058	272.0	2:56:42.458
81	2	1:52.890	34.034	29.287	49.569	273.4	2:58:35.348
82	2	1:52.478	34.084	29.325	49.069	271.4	3:00:27.826
83	2	1:53.733	34.623	29.341	49.769	272.0	3:02:21.559
84	2	1:55.224	35.988	29.942	49.294	270.7	3:04:16.783
85	2	1:55.222	33.722	29.178	52.322	274.8	3:06:12.005
86	2	1:55.042	35.227	30.025	49.790	270.0	3:08:07.047
87	2	1:52.159	33.835	29.355	48.969	271.4	3:09:59.206
88	2	1:52.436	34.036	29.406	48.994	271.4	3:11:51.642
89	2	1:54.481	34.420	29.486	50.575	274.8	3:13:46.123
90	2	1:53.539	34.125	29.318	50.096	272.7	3:15:39.662
91	2	1:52.174	33.988	29.364	48.822	272.7	3:17:31.836

51 — **AF Corse** — Ferrari F458 Italia — LM GTE Pro
Giancarlo Fisichella
Gianmaria Bruni

Lap	D	Time	Sector 1	Sector 2	Sector 3	T. Spd	Elapsed
1	2	4:20.483 **B**	1:19.589	1:06.442	1:54.452	144.4	4:20.483
2	2	4:09.303	1:06.023	1:14.302	1:48.978	90.5	8:29.786
3	2	2:02.675	37.161	31.459	54.055	263.4	10:32.461
4	2	2:00.940	36.546	31.241	53.153	264.7	12:33.401
5	2	2:00.940	36.135	31.269	53.536	252.3	14:34.341
6	2	2:01.201	36.765	31.293	53.143	262.8	16:35.542
7	2	2:00.399	35.913	31.280	53.206	262.1	18:35.941
8	2	2:01.743	35.896	31.259	54.588	262.8	20:37.684
9	2	3:24.327	40.650	57.552	1:46.125	103.9	24:02.011
10	2	3:34.594	1:03.894	1:10.392	1:20.308	86.4	27:36.605
11	2	2:00.754	36.332	31.339	53.083	263.4	29:37.359
12	2	2:00.531	36.170	31.220	53.141	262.1	31:37.890
13	2	2:00.985	36.009	31.190	53.786	266.0	33:38.875
14	2	2:00.464	35.947	31.232	53.285	263.4	35:39.339
15	2	2:00.366	35.917	31.228	53.221	265.4	37:39.705
16	2	2:01.112	36.116	31.362	53.634	262.1	39:40.817
17	2	2:01.310	36.805	31.195	53.310	264.7	41:42.127
18	2	2:00.466	35.865	31.308	53.293	261.5	43:42.593
19	2	2:00.320	35.672	31.394	53.254	261.5	45:42.913
20	2	2:00.792	36.334	31.280	53.178	262.8	47:43.705
21	2	2:00.757	35.825	31.602	53.330	263.4	49:44.462
22	2	2:00.082	35.878	31.247	52.957	262.8	51:44.544
23	2	2:00.333	35.881	31.183	53.269	263.4	53:44.877
24	2	2:00.301	36.160	31.100	53.041	264.1	55:45.178
25	2	2:00.270	35.858	31.194	53.218	262.8	57:45.448
26	2	2:00.260	35.839	31.128	53.293	264.1	59:45.708
27	2	2:00.503	36.170	31.198	53.135	264.1	1:01:46.211
28	2	2:00.394	35.945	31.255	53.194	263.4	1:03:46.605
29	2	2:01.835	36.107	31.329	54.399	262.1	1:05:48.440
30	2	2:00.997	36.027	31.193	53.777	264.7	1:07:49.437
31	2	2:00.821	36.164	31.213	53.444	265.4	1:09:50.258
32	2	2:01.117	36.172	31.094	53.851	266.7	1:11:51.375
33	2	2:02.087	36.144	31.230	54.713	264.1	1:13:53.462
34	2	2:01.904	36.362	31.183	54.359	265.4	1:15:55.366
35	2	2:09.867 **B**	36.143	31.229	1:02.495	266.7	1:18:05.233
36	1	3:26.935	2:02.242	31.289	53.404	262.8	1:21:32.168
37	1	2:00.672	36.292	31.074	53.306	264.7	1:23:32.840
38	1	2:00.368	36.007	31.274	53.087	264.1	1:25:33.208
39	1	2:00.639	35.861	31.053	53.725	267.3	1:27:33.847
40	1	2:00.839	36.431	31.268	53.140	262.8	1:29:34.686
41	1	2:00.748	35.920	31.120	53.708	264.1	1:31:35.434
42	1	2:00.770	36.160	31.201	53.409	263.4	1:33:36.204
43	1	2:00.770	36.024	31.203	53.543	264.1	1:35:36.974
44	1	2:00.428	35.911	31.317	53.200	261.5	1:37:37.402
45	1	2:00.591	35.934	31.227	53.430	266.0	1:39:37.993
46	1	2:00.938	35.971	31.333	53.634	263.4	1:41:38.931
47	1	2:01.318	36.503	31.363	53.452	263.4	1:43:40.249
48	1	2:00.313	35.678	31.168	53.467	264.1	1:45:40.562
49	1	2:01.021	35.960	31.194	53.867	266.0	1:47:41.583
50	1	2:00.884	36.179	31.327	53.378	261.5	1:49:42.467
51	1	2:00.441	35.892	31.267	53.282	262.8	1:51:42.908
52	1	2:01.799	35.813	31.480	54.506	259.6	1:53:44.707
53	1	2:00.741	35.964	31.380	53.397	262.1	1:55:45.448
54	1	2:00.743	36.033	31.181	53.529	264.1	1:57:46.191
55	1	2:00.815	35.761	31.366	53.688	262.1	1:59:47.006
56	1	2:02.124	35.970	31.941	54.213	261.5	2:01:49.130
57	1	2:01.791	36.275	31.372	54.144	262.1	2:03:50.921
58	1	2:01.557	36.087	31.428	54.042	263.4	2:05:52.478
59	1	2:03.110	36.936	31.547	54.627	262.8	2:07:55.588
60	1	2:03.102	36.505	31.611	54.986	265.4	2:09:58.690
61	1	2:03.289	36.393	31.607	55.289	262.1	2:12:01.979
62	1	2:04.466	37.315	31.731	55.420	263.4	2:14:06.445
63	1	2:04.575	37.221	31.792	55.562	260.2	2:16:11.020
64	1	2:05.023	37.163	31.708	56.152	265.4	2:18:16.043
65	1	2:05.160	37.254	31.813	56.093	263.4	2:20:21.203
66	1	2:14.029 **B**	37.589	31.876	1:04.564	262.8	2:22:35.232
67	2	3:24.786	1:59.480	31.498	53.808	260.9	2:26:00.018
68	2	2:00.556	35.981	31.378	53.197	261.5	2:28:00.574
69	2	2:00.523	36.417	30.992	53.114	266.0	2:30:01.097
70	2	2:00.458	35.995	31.355	53.108	262.8	2:32:01.555
71	2	2:00.748	35.764	31.275	53.709	264.1	2:34:02.303

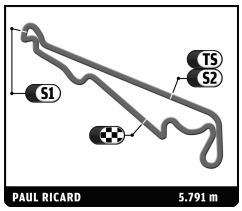

LE MANS SERIES
6 HOURS OF LE CASTELLET
Race

Sector Analysis

Personal Best | Session Best | B Crossing the finish line in pit lane

Lap	D	Time	Sector 1	Sector 2	Sector 3	T. Spd	Elapsed
72	2	2:00.367	35.692	31.183	53.492	258.4	2:36:02.670
73	2	1:59.371	35.604	31.122	52.645	264.7	2:38:02.041
74	2	2:00.677	35.848	31.023	53.806	267.3	2:40:02.718
75	2	1:59.918	35.739	31.061	53.118	266.0	2:42:02.636
76	2	1:59.610	35.700	31.146	52.764	265.4	2:44:02.246
77	2	2:02.176	36.925	31.353	53.898	262.1	2:46:04.422
78	2	2:01.048	36.597	31.265	53.186	264.7	2:48:05.470
79	2	2:01.912	37.300	31.552	53.060	262.8	2:50:07.382
80	2	2:00.380	35.875	31.412	53.093	261.5	2:52:07.762
81	2	2:00.296	36.021	31.376	52.899	260.9	2:54:08.058
82	2	2:00.374	36.000	31.486	52.888	260.9	2:56:08.432
83	2	2:00.673	36.208	31.315	53.150	262.1	2:58:09.105
84	2	2:00.062	35.744	31.408	52.910	262.1	3:00:09.167
85	2	2:00.533	35.909	31.097	53.527	266.0	3:02:09.700
86	2	2:00.742	36.285	31.131	53.326	265.4	3:04:10.442
87	2	2:01.676	36.458	31.238	53.980	265.4	3:06:12.118
88	2	2:00.292	36.170	30.941	53.181	265.4	3:08:12.410
89	2	2:00.725	36.169	31.398	53.158	262.1	3:10:13.135
90	2	2:00.777	35.871	31.425	53.481	260.9	3:12:13.912
91	2	2:00.197	35.851	31.422	52.924	262.1	3:14:14.109
92	2	2:00.453	36.212	31.208	53.033	263.4	3:16:14.562
93	2	2:11.035 B	36.759	32.020	1:02.256	238.4	3:18:25.597
94	2	3:12.817	1:48.316	31.488	53.013	262.8	3:21:38.414
95	2	2:22.221	37.093	35.179	1:09.949	233.3	3:24:00.635
96	2	3:46.339	1:16.879	58.093	1:31.367	118.4	3:27:46.974
97	2	2:51.492	1:00.398	56.198	54.896	228.8	3:30:38.466
98	2	2:00.216	36.228	31.312	52.676	260.2	3:32:38.682
99	2	1:59.246	35.695	31.204	52.347	261.5	3:34:37.928
100	2	1:59.805	35.609	31.352	52.844	260.9	3:36:37.733
101	2	2:00.490	35.893	31.273	53.324	260.9	3:38:38.223
102	2	2:00.043	35.929	31.204	52.910	262.1	3:40:38.266
103	2	2:00.116	35.952	31.307	52.857	260.9	3:42:38.382
104	2	2:00.281	35.900	31.321	53.060	260.9	3:44:38.663
105	2	2:00.028	35.878	31.314	52.836	261.5	3:46:38.691
106	2	2:00.328	35.849	31.293	53.186	262.8	3:48:39.019
107	2	2:01.395	35.965	31.329	54.101	260.9	3:50:40.414
108	2	2:00.510	36.045	31.403	53.062	262.1	3:52:40.924
109	2	2:00.312	35.939	31.434	52.939	260.9	3:54:41.236
110	2	2:00.790	35.817	31.262	53.711	262.1	3:56:42.026
111	2	2:01.704	36.140	31.507	54.057	255.3	3:58:43.730
112	2	2:00.162	35.914	31.296	52.952	262.1	4:00:43.892
113	2	2:01.404	36.774	31.411	53.219	260.9	4:02:45.296
114	2	2:00.254	35.969	31.343	52.942	262.1	4:04:45.550
115	2	2:00.468	36.126	31.276	53.066	262.1	4:06:46.018
116	2	2:00.620	36.064	31.463	53.093	261.5	4:08:46.638
117	2	2:02.180	36.014	31.311	54.855	262.1	4:10:48.818
118	2	2:01.249	36.307	31.399	53.543	261.5	4:12:50.067
119	2	3:13.763 B	36.302	1:30.779	1:06.682	179.7	4:16:03.830
120	1	3:30.391	2:05.353	31.444	53.594	259.6	4:19:34.221
121	1	2:00.370	35.895	31.096	53.379	266.0	4:21:34.591
122	1	1:59.917	35.636	31.193	53.088	262.8	4:23:34.508
123	1	2:00.793	36.411	31.264	53.118	262.8	4:25:35.301
124	1	2:00.287	35.943	31.209	53.135	262.1	4:27:35.588
125	1	2:00.050	35.690	31.246	53.114	260.9	4:29:35.638
126	1	2:00.190	35.761	31.151	53.278	262.8	4:31:35.828
127	1	2:00.604	36.080	31.196	53.328	264.1	4:33:36.432
128	1	2:00.390	36.014	31.273	53.103	262.1	4:35:36.822
129	1	2:00.103	35.544	31.251	53.308	261.5	4:37:36.925
130	1	2:01.690	35.753	31.101	54.836	267.3	4:39:38.615
131	1	2:01.252	36.444	31.397	53.411	260.9	4:41:39.867
132	1	2:01.619	35.911	31.391	54.317	262.1	4:43:41.486
133	1	2:01.297	35.935	31.522	53.840	266.7	4:45:42.783
134	1	2:01.147	35.880	31.438	53.829	254.7	4:47:43.930
135	1	2:00.175	35.712	31.227	53.236	262.1	4:49:44.105
136	1	2:00.684	36.163	31.233	53.288	263.4	4:51:44.789
137	1	2:00.195	35.712	31.239	53.244	262.8	4:53:44.984
138	1	2:00.502	35.861	31.278	53.363	262.8	4:55:45.486
139	1	2:01.813	35.872	31.174	54.767	262.1	4:57:47.299
140	1	2:01.163	36.178	31.297	53.688	263.4	4:59:48.462
141	1	2:07.777 B	35.801	31.189	1:00.787	262.8	5:01:56.239
142	1	2:55.362	1:29.932	31.356	54.074	268.7	5:04:51.601
143	1	2:00.073	35.694	31.130	53.249	263.4	5:06:51.674
144	1	2:00.187	35.678	31.121	53.388	264.1	5:08:51.861
145	1	2:00.153	35.921	31.030	53.202	264.7	5:10:52.014
146	1	2:00.789	36.006	31.124	53.659	264.1	5:12:52.803
147	1	2:01.246	36.062	31.300	53.884	255.9	5:14:54.049
148	1	2:01.367	36.568	31.043	53.756	268.0	5:16:55.416
149	1	2:00.674	36.103	31.025	53.546	265.4	5:18:56.090
150	1	2:00.771	35.893	31.049	53.829	266.0	5:20:56.861
151	1	2:01.297	36.118	30.900	54.279	266.0	5:22:58.158
152	1	2:08.739 B	36.917	30.953	1:00.869	267.3	5:25:06.897
153	2	3:09.007	1:43.631	32.155	53.221	257.1	5:28:15.904
154	2	2:00.386	36.252	31.073	53.061	263.4	5:30:16.290
155	2	1:59.805	36.092	31.248	52.465	264.1	5:32:16.095
156	2	1:59.930	35.757	31.115	53.058	262.8	5:34:16.025
157	2	1:59.686	35.866	31.135	52.685	263.4	5:36:15.711
158	2	1:59.736	35.763	31.172	52.801	262.1	5:38:15.447
159	2	2:00.812	35.909	31.167	53.736	261.5	5:40:16.259
160	2	2:01.173	36.787	31.218	53.168	263.4	5:42:17.432
161	2	2:00.418	35.997	31.171	53.250	263.4	5:44:17.850
162	2	2:00.570	36.013	31.257	53.300	263.4	5:46:18.420
163	2	1:59.953	35.906	31.220	52.827	263.4	5:48:18.373
164	2	1:59.987	35.896	31.028	53.063	264.7	5:50:18.360
165	2	2:00.891	36.320	31.329	53.242	262.8	5:52:19.251
166	2	2:00.264	35.925	31.164	53.175	264.7	5:54:19.515
167	2	2:00.731	36.020	31.041	53.670	264.7	5:56:20.246
168	2	2:01.530	36.364	31.256	53.910	263.4	5:58:21.776
169	2	2:01.550	36.677	31.269	53.604	263.4	6:00:23.326

61 **AF Corse** — Ferrari F430, LM GTE Am

Piergiuseppe Perazzini, Marco Cioci, Stéphane Lemeret

1	2	4:37.221 B	1:26.701	1:08.382	2:02.138	141.0	4:37.221
2	2	3:56.948	1:01.041	1:11.540	1:44.367	104.3	8:34.169
3	2	2:05.234	37.971	31.506	55.757	266.7	10:39.403
4	2	2:04.431	38.510	31.774	54.147	260.9	12:43.834
5	2	2:03.419	36.674	31.552	55.193	261.5	14:47.253
6	2	2:03.135	37.353	31.531	54.251	262.8	16:50.388
7	2	2:02.006	36.638	31.433	53.935	262.1	18:52.394
8	2	2:12.348	36.562	31.337	1:04.449	264.7	21:04.742
9	2	3:06.734	43.439	40.464	1:42.831	144.0	24:11.476
10	2	3:30.641	1:03.948	1:08.215	1:18.478	107.6	27:42.117
11	2	2:07.565	39.344	32.470	55.751	257.8	29:49.682
12	2	2:03.084	36.990	31.496	54.598	266.7	31:52.766
13	2	2:02.590	36.766	31.443	54.381	268.0	33:55.356
14	2	2:01.957	36.687	31.225	54.045	267.3	35:57.313

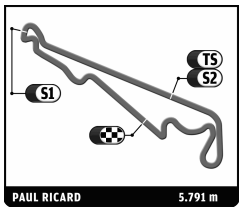

LE MANS SERIES

6 HOURS OF LE CASTELLET

Race

Sector Analysis

Personal Best | Session Best | B Crossing the finish line in pit lane

Lap	D	Time	Sector 1	Sector 2	Sector 3	T. Spd	Elapsed
15	2	2:01.836	36.778	31.453	53.605	262.8	37:59.149
16	2	2:01.787	36.454	31.512	53.821	261.5	40:00.936
17	2	2:01.319	36.396	31.534	53.389	260.2	42:02.255
18	2	2:01.278	36.210	31.565	53.503	260.9	44:03.533
19	2	2:02.012	36.785	31.457	53.770	261.5	46:05.545
20	2	2:02.580	36.297	31.418	54.865	262.8	48:08.125
21	2	2:03.844	38.209	31.683	53.952	262.1	50:11.969
22	2	2:01.776	36.439	31.559	53.778	262.1	52:13.745
23	2	2:01.985	36.490	31.367	54.128	262.1	54:15.730
24	2	2:02.179	36.462	31.291	54.426	263.4	56:17.909
25	2	2:01.772	36.549	31.348	53.875	265.4	58:19.681
26	2	2:01.880	36.494	31.611	53.775	260.9	1:00:21.561
27	2	2:01.478	36.484	31.475	53.519	260.9	1:02:23.039
28	2	2:01.896	36.524	31.421	53.951	261.5	1:04:24.935
29	2	2:01.417	36.303	31.525	53.589	260.9	1:06:26.352
30	2	2:01.937	36.818	31.416	53.703	260.9	1:08:28.289
31	2	2:01.751	36.388	31.483	53.880	259.6	1:10:30.040
32	2	2:02.186	36.468	31.452	54.266	260.9	1:12:32.226
33	2	2:12.070 B	37.689	31.604	1:02.777	263.4	1:14:44.296
34	1	3:50.391	2:21.193	32.875	56.323	260.2	1:18:34.687
35	1	2:06.142	38.090	31.803	56.249	259.0	1:20:40.829
36	1	2:06.020	38.247	31.996	55.777	263.4	1:22:46.849
37	1	2:06.447	37.782	31.647	57.018	261.5	1:24:53.296
38	1	2:05.636	37.820	31.738	56.078	261.5	1:26:58.932
39	1	2:05.703	38.090	31.694	55.919	260.9	1:29:04.635
40	1	2:05.190	37.488	31.844	55.858	260.2	1:31:09.825
41	1	2:06.220	38.194	31.782	56.244	261.5	1:33:16.045
42	1	2:05.785	37.959	31.804	56.022	261.5	1:35:21.830
43	1	2:05.302	37.883	31.629	55.790	261.5	1:37:27.132
44	1	2:04.835	37.617	31.670	55.548	259.6	1:39:31.967
45	1	2:05.682	37.904	31.601	56.177	260.9	1:41:37.649
46	1	2:04.720	38.045	31.628	55.047	265.4	1:43:42.369
47	1	2:05.045	37.572	31.541	55.932	262.1	1:45:47.414
48	1	2:04.415	37.411	31.446	55.558	263.4	1:47:51.829
49	1	2:03.915	37.336	31.493	55.086	262.8	1:49:55.744
50	1	2:04.565	37.314	31.489	55.762	260.9	1:52:00.309
51	1	2:03.392	37.045	31.472	54.875	262.1	1:54:03.701
52	1	2:04.752	37.457	31.748	55.547	259.6	1:56:08.453
53	1	2:03.804	37.166	31.634	55.004	260.2	1:58:12.257
54	1	2:03.825	37.093	31.636	55.096	260.2	2:00:16.082
55	1	2:04.312	37.512	31.862	54.938	264.1	2:02:20.394
56	1	2:04.798	37.923	31.707	55.168	262.8	2:04:25.192
57	1	2:04.181	37.304	31.628	55.249	260.9	2:06:29.373
58	1	2:04.635	37.492	31.555	55.588	263.4	2:08:34.008
59	1	2:03.748	37.245	31.569	54.934	261.5	2:10:37.756
60	1	2:04.474	37.138	31.562	55.774	262.1	2:12:42.230
61	1	2:04.114	37.055	31.746	55.313	259.6	2:14:46.344
62	1	2:05.651	37.285	31.726	56.640	259.0	2:16:51.995
63	1	2:05.273	37.873	31.720	55.680	259.6	2:18:57.268
64	1	2:14.124 B	37.458	31.865	1:04.801	259.0	2:21:11.392
65	3	3:55.040	2:26.003	32.177	56.860	257.1	2:25:06.432
66	3	2:04.638	37.196	32.068	55.374	259.6	2:27:11.070
67	3	2:05.008	37.347	31.647	56.014	260.9	2:29:16.078
68	3	2:03.382	36.988	31.756	54.638	261.5	2:31:19.460
69	3	2:03.046	36.989	31.591	54.466	260.2	2:33:22.506
70	3	2:04.623	37.812	31.874	54.937	259.0	2:35:27.129
71	3	2:02.590	36.834	31.266	54.490	270.0	2:37:29.719
72	3	2:04.606	36.970	32.367	55.269	258.4	2:39:34.325
73	3	2:02.885	36.738	31.702	54.445	260.9	2:41:37.210
74	3	2:02.893	36.748	31.599	54.546	259.0	2:43:40.103
75	3	2:03.976	36.636	31.528	55.812	260.2	2:45:44.079
76	3	2:02.079	36.462	31.382	54.235	262.8	2:47:46.158
77	3	2:02.619	36.573	31.291	54.755	264.7	2:49:48.777
78	3	2:03.249	37.029	31.234	54.986	264.1	2:51:52.026
79	3	2:02.578	36.562	31.363	54.653	264.1	2:53:54.604
80	3	2:03.146	36.905	31.438	54.803	266.7	2:55:57.750
81	3	2:02.333	36.633	31.353	54.347	264.1	2:58:00.083
82	3	2:03.806	36.982	31.635	55.189	257.8	3:00:03.889
83	3	2:02.760	36.680	31.481	54.599	263.4	3:02:06.649
84	3	2:02.302	36.419	31.271	54.612	264.1	3:04:08.951
85	3	2:03.928	36.588	31.321	56.019	264.7	3:06:12.879
86	3	2:02.534	37.119	31.325	54.090	264.1	3:08:15.413
87	3	2:02.855	36.878	31.416	54.561	262.8	3:10:18.268
88	3	2:03.084	36.665	31.374	55.045	262.1	3:12:21.352
89	3	2:03.373	37.107	31.300	54.966	266.7	3:14:24.725
90	3	2:02.032	36.236	31.583	54.213	260.2	3:16:26.757
91	3	2:02.115	36.564	31.488	54.063	261.5	3:18:28.872
92	3	2:02.537	36.740	31.464	54.333	260.2	3:20:31.409
93	3	2:06.340	36.603	31.452	58.285	249.4	3:22:37.749
94	3	3:15.095	42.672	55.598	1:36.825	110.2	3:25:52.844
95	3	3:39.435	1:06.504	1:08.942	1:23.989	109.6	3:29:32.279
96	3	2:07.053	39.280	31.534	56.239	266.7	3:31:39.332
97	3	2:05.869	37.836	31.605	56.428	260.9	3:33:45.201
98	3	2:11.515 B	36.709	31.435	1:03.371	262.1	3:35:56.716
99	3	3:16.799	1:49.986	31.728	55.085	260.2	3:39:13.515
100	3	2:02.919	36.968	31.464	54.487	259.6	3:41:16.434
101	3	2:03.710	36.889	31.519	55.302	260.2	3:43:20.144
102	3	2:03.356	36.681	31.630	55.045	261.5	3:45:23.500
103	3	2:02.791	36.691	31.603	54.497	260.2	3:47:26.291
104	3	2:03.031	36.874	31.560	54.597	259.6	3:49:29.322
105	3	2:04.096	38.011	31.649	54.436	260.2	3:51:33.418
106	3	2:02.708	36.825	31.578	54.305	260.2	3:53:36.126
107	3	2:02.615	37.177	31.474	53.964	261.5	3:55:38.741
108	3	2:02.902	36.944	31.687	54.271	260.2	3:57:41.643
109	3	2:03.310	36.591	31.523	55.196	260.2	3:59:44.953
110	3	2:03.184	37.104	31.423	54.657	261.5	4:01:48.137
111	3	2:03.502	37.195	31.516	54.791	262.1	4:03:51.639
112	3	2:02.806	36.875	31.634	54.297	261.5	4:05:54.445
113	3	2:03.192	36.801	31.564	54.827	260.9	4:07:57.637
114	3	2:03.775	37.246	31.684	54.845	264.1	4:10:01.412
115	3	2:04.929	37.222	31.636	56.071	261.5	4:12:06.341
116	3	2:04.760	37.044	31.307	56.409	269.3	4:14:11.101
117	3	2:04.892	38.577	31.762	54.553	263.4	4:16:15.993
118	3	2:10.882 B	37.167	31.418	1:02.297	261.5	4:18:26.875
119	2	4:02.524	2:36.027	31.538	54.959	262.1	4:22:29.399
120	2	2:03.162	36.574	32.541	54.047	261.5	4:24:32.561
121	2	2:01.366	36.248	31.350	53.768	264.1	4:26:33.927
122	2	2:00.922	36.219	31.264	53.439	262.8	4:28:34.849
123	2	2:00.956	35.797	31.324	53.835	262.1	4:30:35.805
124	2	2:00.579	36.023	31.406	53.150	261.5	4:32:36.384
125	2	2:00.616	36.085	31.300	53.231	265.4	4:34:37.000
126	2	2:01.149	36.199	31.270	53.680	266.0	4:36:38.149
127	2	2:01.542	36.173	31.396	53.973	265.4	4:38:39.691
128	2	2:00.947	36.402	31.326	53.219	264.7	4:40:40.638
129	2	2:00.720	35.935	31.480	53.305	261.5	4:42:41.358
130	2	2:01.632	36.084	31.436	54.112	260.2	4:44:42.990

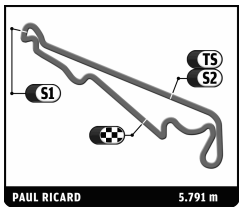

LE MANS SERIES
6 HOURS OF LE CASTELLET
Race

Sector Analysis

Personal Best | Session Best | B Crossing the finish line in pit lane

Lap	D	Time	Sector 1	Sector 2	Sector 3	T. Spd	Elapsed
131	2	2:01.489	36.185	31.525	53.779	264.1	4:46:44.479
132	2	2:00.939	36.220	31.489	53.230	262.1	4:48:45.418
133	2	2:00.858	36.018	31.478	53.362	262.1	4:50:46.276
134	2	2:00.506	35.890	31.305	53.311	262.1	4:52:46.782
135	2	2:01.161	36.086	31.343	53.732	262.8	4:54:47.943
136	2	2:01.395	36.036	31.491	53.868	264.1	4:56:49.338
137	2	2:00.755	36.052	31.331	53.372	262.1	4:58:50.093
138	2	2:00.906	36.188	31.378	53.340	264.1	5:00:50.999
139	2	2:01.226	36.087	31.418	53.721	263.4	5:02:52.225
140	2	2:02.509	36.690	31.781	54.038	264.1	5:04:54.734
141	2	2:01.028	36.118	31.406	53.504	263.4	5:06:55.762
142	2	2:00.741	35.990	31.308	53.443	263.4	5:08:56.503
143	2	2:02.375	36.214	31.381	54.780	261.5	5:10:58.878
144	2	2:00.731	36.003	31.364	53.364	262.1	5:12:59.609
145	2	2:01.433	36.622	31.363	53.448	263.4	5:15:01.042
146	2	2:00.776	36.184	31.332	53.260	263.4	5:17:01.818
147	2	2:00.851	35.967	31.282	53.602	262.8	5:19:02.669
148	2	2:01.017	36.015	31.359	53.643	263.4	5:21:03.686
149	2	2:04.632	37.090	31.388	56.154	265.4	5:23:08.318
150	2	2:10.081 B	36.525	31.510	1:02.046	263.4	5:25:18.399
151	1	3:01.208	1:31.815	32.512	56.881	259.0	5:28:19.607
152	1	2:05.222	37.557	31.825	55.840	260.9	5:30:24.829
153	1	2:04.993	37.461	31.816	55.716	261.5	5:32:29.822
154	1	2:05.736	37.503	32.076	56.157	260.9	5:34:35.558
155	1	2:05.750	37.735	31.958	56.057	262.1	5:36:41.308
156	1	2:05.007	37.480	31.929	55.598	262.1	5:38:46.315
157	1	2:05.049	37.254	31.772	56.023	260.2	5:40:51.364
158	1	2:05.051	37.716	31.771	55.564	266.7	5:42:56.415
159	1	2:05.010	37.443	31.700	55.867	260.9	5:45:01.425
160	1	2:04.783	37.332	31.805	55.646	260.9	5:47:06.208
161	1	2:05.139	37.649	31.708	55.782	264.1	5:49:11.347
162	1	2:04.960	38.159	31.634	55.167	262.1	5:51:16.307
163	1	2:04.392	37.117	31.826	55.449	261.5	5:53:20.699
164	1	2:04.305	37.343	31.695	55.267	260.9	5:55:25.004
165	1	2:04.548	37.484	31.584	55.480	260.2	5:57:29.552
166	1	2:04.439	37.117	31.512	55.810	265.4	5:59:33.991
167	1	2:04.569	37.411	31.566	55.592	262.1	6:01:38.560

66 JMW Motorsport — Ferrari F458 Italia
Rob Bell — LM GTE Pro
James Walker

Lap	D	Time	Sector 1	Sector 2	Sector 3	T. Spd	Elapsed
1	1	4:24.936 B	1:21.910	1:06.639	1:56.387	137.4	4:24.936
2	1	4:05.833	1:03.710	1:14.455	1:47.668	86.0	8:30.769
3	1	2:05.191	37.409	31.893	55.889	257.8	10:35.960
4	1	2:02.308	36.905	31.257	54.146	264.7	12:38.268
5	1	2:02.405	36.897	31.209	54.299	262.8	14:40.673
6	1	2:00.943	36.220	31.123	53.600	265.4	16:41.616
7	1	2:00.804	36.472	31.225	53.107	263.4	18:42.420
8	1	2:00.981	36.214	31.178	53.589	263.4	20:43.401
9	1	3:23.136	38.138	59.518	1:45.480	114.5	24:06.537
10	1	3:32.301	1:01.739	1:10.966	1:19.596	99.4	27:38.838
11	1	2:02.341	37.056	31.720	53.565	260.9	29:41.179
12	1	2:00.646	36.100	31.286	53.260	262.8	31:41.825
13	1	2:00.515	36.099	31.313	53.103	262.1	33:42.340
14	1	2:00.494	36.018	31.328	53.148	261.5	35:42.834
15	1	2:00.241	35.895	31.072	53.274	267.3	37:43.075
16	1	2:00.967	36.019	31.046	53.902	266.7	39:44.042
17	1	2:00.430	36.121	31.177	53.132	264.7	41:44.472
18	1	2:01.589	37.097	31.154	53.338	266.0	43:46.061
19	1	2:00.430	35.931	31.111	53.388	261.5	45:46.491
20	1	2:01.932	35.987	30.869	55.076	266.0	47:48.423
21	1	2:00.491	35.813	31.072	53.606	268.0	49:48.914
22	1	2:00.866	35.925	31.134	53.807	266.7	51:49.780
23	1	2:00.241	35.884	31.013	53.344	266.7	53:50.021
24	1	2:00.477	35.887	30.983	53.607	264.7	55:50.498
25	1	2:00.149	35.896	31.202	53.051	262.1	57:50.647
26	1	2:00.282	35.895	31.148	53.239	264.1	59:50.929
27	1	2:00.328	35.977	31.220	53.131	263.4	1:01:51.257
28	1	2:01.204	35.892	31.249	54.063	262.8	1:03:52.461
29	1	2:00.562	36.164	31.325	53.073	262.1	1:05:53.023
30	1	2:00.847	36.283	31.257	53.307	263.4	1:07:53.870
31	1	2:00.811	36.179	31.229	53.403	262.1	1:09:54.681
32	1	2:00.727	35.926	31.209	53.592	265.4	1:11:55.408
33	1	2:00.548	36.035	31.230	53.283	263.4	1:13:55.956
34	1	2:08.482 B	36.010	31.165	1:01.307	264.1	1:16:04.438
35	2	3:31.722	2:06.318	31.382	54.022	260.9	1:19:36.160
36	2	2:01.805	36.775	31.349	53.681	261.5	1:21:37.965
37	2	2:01.529	36.623	31.359	53.547	262.1	1:23:39.494
38	2	2:01.499	36.524	31.469	53.506	261.5	1:25:40.993
39	2	2:01.161	36.539	31.297	53.325	263.4	1:27:42.154
40	2	2:01.131	36.653	31.268	53.210	263.4	1:29:43.285
41	2	2:01.363	36.311	31.270	53.782	261.5	1:31:44.648
42	2	2:03.881	37.258	31.288	55.335	264.1	1:33:48.529
43	2	2:02.265	36.996	31.313	53.956	263.4	1:35:50.794
44	2	2:02.997	37.459	31.412	54.126	260.9	1:37:53.791
45	2	2:02.135	36.336	31.387	54.412	259.0	1:39:55.926
46	2	2:01.595	36.591	31.244	53.760	264.1	1:41:57.521
47	2	2:01.206	36.395	31.267	53.544	262.8	1:43:58.727
48	2	2:01.433	36.495	31.293	53.645	263.4	1:46:00.160
49	2	2:02.049	36.730	31.330	53.989	252.9	1:48:02.209
50	2	2:01.402	36.327	31.262	53.813	262.8	1:50:03.611
51	2	2:01.891	36.659	31.377	53.855	261.5	1:52:05.502
52	2	2:01.526	36.440	31.282	53.804	263.4	1:54:07.028
53	2	2:01.759	36.406	31.165	54.188	264.1	1:56:08.787
54	2	2:02.214	37.167	31.249	53.798	262.8	1:58:11.001
55	2	2:01.699	36.586	31.358	53.755	260.9	2:00:12.700
56	2	2:02.034	36.445	31.375	54.214	260.2	2:02:14.734
57	2	2:02.250	37.139	31.425	53.686	262.8	2:04:16.984
58	2	2:02.118	36.528	31.406	54.184	254.1	2:06:19.102
59	2	2:01.857	36.594	31.321	53.942	261.5	2:08:20.959
60	2	2:01.679	36.487	31.351	53.841	263.4	2:10:22.638
61	2	2:01.592	36.469	31.251	53.872	262.1	2:12:24.230
62	2	2:04.138	36.886	31.610	55.642	254.7	2:14:28.368
63	2	2:01.951	36.822	31.372	53.757	262.1	2:16:30.319
64	2	2:01.650	36.496	31.415	53.739	261.5	2:18:31.969
65	2	2:02.525	36.339	31.318	54.868	260.9	2:20:34.494
66	2	2:02.297	36.812	31.429	54.056	261.5	2:22:36.791
67	2	2:01.260	36.298	31.262	53.700	261.5	2:24:38.051
68	2	2:01.291	36.549	31.233	53.509	260.9	2:26:39.342
69	2	2:09.946 B	36.563	31.295	1:02.088	262.1	2:28:49.288
70	1	3:36.252	2:11.739	31.391	53.122	260.9	2:32:25.540
71	1	2:00.235	36.005	31.325	52.905	260.2	2:34:25.775
72	1	2:00.194	35.955	31.289	52.950	260.2	2:36:25.969
73	1	2:00.825	35.999	31.398	53.428	259.6	2:38:26.794
74	1	2:01.655	36.128	31.355	54.172	258.4	2:40:28.449
75	1	2:00.496	36.100	31.318	53.078	262.8	2:42:28.945

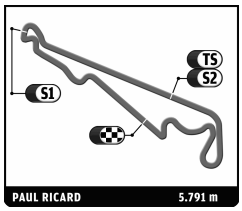

LE MANS SERIES
6 HOURS OF LE CASTELLET
Race

Sector Analysis

Personal Best | Session Best | B Crossing the finish line in pit lane

Lap	D	Time	Sector 1	Sector 2	Sector 3	T. Spd	Elapsed
76	1	2:00.509	36.043	31.195	53.271	260.2	2:44:29.454
77	1	2:00.197	35.757	31.334	53.106	260.9	2:46:29.651
78	1	2:00.342	35.739	31.400	53.203	260.2	2:48:29.993
79	1	2:00.444	35.912	31.513	53.019	260.9	2:50:30.437
80	1	2:00.509	35.928	31.437	53.144	261.5	2:52:30.946
81	1	2:00.156	35.947	31.282	52.927	261.5	2:54:31.102
82	1	2:00.678	36.023	31.224	53.431	265.4	2:56:31.780
83	1	2:00.219	35.957	31.317	52.945	260.9	2:58:31.999
84	1	2:00.428	36.032	31.284	53.112	264.1	3:00:32.427
85	1	2:01.127	36.055	31.629	53.443	260.9	3:02:33.554
86	1	2:01.091	36.070	31.414	53.607	260.2	3:04:34.645
87	1	2:00.425	35.975	31.369	53.081	260.2	3:06:35.070
88	1	2:00.552	36.069	31.392	53.091	262.8	3:08:35.622
89	1	2:00.388	35.992	31.348	53.048	262.1	3:10:36.010
90	1	2:00.155	35.895	31.370	52.890	262.1	3:12:36.165
91	1	2:00.530	36.040	31.313	53.177	262.1	3:14:36.695
92	1	2:00.500	36.081	31.284	53.135	262.1	3:16:37.195
93	1	2:01.623	36.067	31.340	54.216	250.0	3:18:38.818
94	1	2:00.629	36.211	31.289	53.129	262.8	3:20:39.447
95	1	2:00.772	36.022	31.284	53.466	262.8	3:22:40.219
96	1	3:13.389	40.661	56.028	1:36.700	110.2	3:25:53.608
97	1	3:39.088	1:06.439	1:08.842	1:23.807	109.8	3:29:32.696
98	1	2:04.992	37.968	32.283	54.741	262.8	3:31:37.688
99	1	2:00.996	36.364	31.319	53.313	261.5	3:33:38.684
100	1	2:00.895	36.211	31.257	53.427	264.7	3:35:39.579
101	1	2:00.267	36.126	31.180	52.961	261.5	3:37:39.846
102	1	2:01.940	35.918	31.274	54.748	261.5	3:39:41.786
103	1	2:00.723	36.178	31.305	53.240	264.1	3:41:42.509
104	1	2:12.433 B	36.719	31.209	1:04.505	263.4	3:43:54.942
105	2	3:39.396	2:12.746	31.657	54.993	260.2	3:47:34.338
106	2	2:02.460	37.052	31.454	53.954	262.8	3:49:36.798
107	2	2:03.494	37.424	31.651	54.419	260.2	3:51:40.292
108	2	2:03.993	37.013	31.789	55.191	259.0	3:53:44.285
109	2	2:03.348	37.354	31.677	54.317	261.5	3:55:47.633
110	2	2:02.858	36.956	31.831	54.071	260.9	3:57:50.491
111	2	2:02.150	36.683	31.364	54.103	260.9	3:59:52.641
112	2	2:01.844	36.700	31.384	53.760	262.1	4:01:54.485
113	2	2:01.722	36.662	31.313	53.747	261.5	4:03:56.207
114	2	2:02.414	36.729	31.407	54.278	264.7	4:05:58.621
115	2	2:02.324	36.852	31.327	54.145	264.7	4:08:00.945
116	2	2:02.897	36.767	31.329	54.801	262.8	4:10:03.842
117	2	2:03.939	37.346	31.408	55.185	263.4	4:12:07.781
118	2	2:03.912	37.135	31.663	55.114	260.9	4:14:11.693
119	2	2:03.167	37.700	31.558	53.909	260.2	4:16:14.860
120	2	2:02.298	36.738	31.461	54.099	260.9	4:18:17.158
121	2	2:02.861	36.708	31.349	54.804	263.4	4:20:20.019
122	2	2:02.220	36.702	31.479	54.039	260.2	4:22:22.239
123	2	2:01.844	36.476	31.399	53.969	260.9	4:24:24.083
124	2	2:02.800	36.480	32.338	53.982	262.1	4:26:26.883
125	2	2:02.232	36.746	31.418	54.068	259.6	4:28:29.115
126	2	2:01.561	36.389	31.329	53.843	262.8	4:30:30.676
127	2	2:02.359	36.663	31.235	54.461	263.4	4:32:33.035
128	2	2:01.587	36.401	31.294	53.892	262.8	4:34:34.622
129	2	2:03.026	36.857	32.349	53.820	260.9	4:36:37.648
130	2	2:01.664	36.467	31.322	53.875	261.5	4:38:39.312
131	2	2:02.487	36.558	31.656	54.273	249.4	4:40:41.799
132	2	2:02.703	36.642	31.783	54.278	255.9	4:42:44.502
133	2	2:01.402	36.476	31.239	53.687	262.8	4:44:45.904
134	2	2:01.862	36.643	31.249	53.970	263.4	4:46:47.766
135	2	2:01.592	36.571	31.251	53.770	262.8	4:48:49.358
136	2	2:01.940	36.547	31.348	54.045	262.1	4:50:51.298
137	2	2:02.074	36.490	31.334	54.250	262.1	4:52:53.372
138	2	2:02.836	36.737	31.522	54.577	262.8	4:54:56.208
139	2	2:10.085 B	36.500	31.430	1:02.155	260.9	4:57:06.293
140	1	3:42.065	2:16.364	31.362	54.339	260.9	5:00:48.358
141	1	2:01.540	36.706	31.157	53.677	264.1	5:02:49.898
142	1	2:02.102	36.542	31.404	54.156	267.3	5:04:52.000
143	1	2:00.178	36.143	31.054	52.981	265.4	5:06:52.178
144	1	1:59.986	35.869	30.889	53.228	266.7	5:08:52.164
145	1	2:00.116	36.192	30.886	53.038	267.3	5:10:52.280
146	1	2:01.142	36.289	31.177	53.676	264.7	5:12:53.422
147	1	2:01.380	36.809	31.121	53.450	266.7	5:14:54.802
148	1	2:00.901	36.467	31.025	53.409	267.3	5:16:55.703
149	1	2:00.658	36.504	31.057	53.097	264.7	5:18:56.361
150	1	2:00.765	36.127	31.194	53.444	264.1	5:20:57.126
151	1	2:01.209	36.349	31.168	53.692	267.3	5:22:58.335
152	1	2:00.068	35.943	31.196	52.929	262.8	5:24:58.403
153	1	2:01.506	36.771	31.266	53.469	260.9	5:26:59.909
154	1	2:01.605	36.410	31.270	53.925	266.0	5:29:01.514
155	1	2:01.851	36.805	31.370	53.676	260.9	5:31:03.365
156	1	2:01.606	36.810	31.314	53.482	262.8	5:33:04.971
157	1	2:01.581	36.896	31.315	53.370	260.9	5:35:06.552
158	1	2:01.140	36.424	31.319	53.397	261.5	5:37:07.692
159	1	2:01.742	36.537	31.253	53.952	262.1	5:39:09.434
160	1	2:01.575	36.880	31.222	53.473	262.8	5:41:11.009
161	1	2:01.781	36.653	31.348	53.780	262.1	5:43:12.790
162	1	2:01.536	36.426	31.187	53.923	263.4	5:45:14.326
163	1	2:02.206	36.680	31.251	54.275	260.9	5:47:16.532
164	1	2:02.508	37.487	31.244	53.777	263.4	5:49:19.040
165	1	2:01.732	36.614	31.316	53.802	262.8	5:51:20.772
166	1	2:02.331	36.705	31.287	54.339	263.4	5:53:23.103
167	1	2:02.130	36.920	31.232	53.978	264.7	5:55:25.233
168	1	2:02.527	37.607	31.206	53.714	264.7	5:57:27.760
169	1	2:02.619	37.093	31.201	54.325	264.1	5:59:30.379
170	1	2:04.616	37.403	31.411	55.802	262.8	6:01:34.995

67 IMSA Performance Matmut — Porsche 911 RSR (997) — LM GTE Am
Nicolas Armindo
Raymond Narac

Lap	D	Time	Sector 1	Sector 2	Sector 3	T. Spd	Elapsed
1	1	1:12:28.387 B	2:46.601	1:31.412	...	75.1	1:12:28.387
2	1	2:20.396	55.035	31.325	54.036	267.3	1:14:48.783
3	1	2:00.406	36.039	31.074	53.293	268.7	1:16:49.189
4	1	1:59.982	35.949	31.001	53.032	269.3	1:18:49.171
5	1	1:59.815	35.835	30.932	53.048	269.3	1:20:48.986
6	1	2:02.441	37.977	30.887	53.577	272.0	1:22:51.427
7	1	2:02.227	36.180	31.329	54.718	245.5	1:24:53.654
8	1	2:01.174	36.712	30.993	53.469	269.3	1:26:54.828
9	1	2:01.160	36.215	31.108	53.837	272.0	1:28:55.988
10	1	2:00.453	36.091	30.958	53.404	270.0	1:30:56.441
11	1	2:02.897	36.152	30.881	55.864	272.0	1:32:59.338
12	1	2:00.840	36.264	30.999	53.577	271.4	1:35:00.178
13	1	2:00.625	36.104	30.985	53.536	270.0	1:37:00.803
14	1	2:01.129	36.173	31.062	53.894	268.7	1:39:01.932
15	1	2:01.495	36.522	31.080	53.893	269.3	1:41:03.427
16	1	2:00.706	36.124	31.101	53.481	268.7	1:43:04.133
17	1	2:02.819	36.415	30.751	55.653	274.8	1:45:06.952

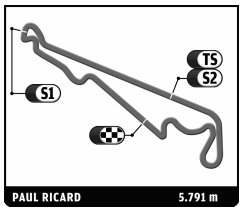

LE MANS SERIES

6 HOURS OF LE CASTELLET

Race

Sector Analysis

Personal Best | Session Best | B Crossing the finish line in pit lane

Lap	D	Time	Sector 1	Sector 2	Sector 3	T. Spd	Elapsed	Lap	D	Time	Sector 1	Sector 2	Sector 3	T. Spd	Elapsed
18	1	2:01.757	36.865	31.167	53.725	267.3	1:47:08.709	76	1	2:00.202	35.763	31.132	53.307	267.3	3:53:52.811
19	1	2:00.698	36.194	31.011	53.493	268.7	1:49:09.407	77	1	2:00.657	35.919	31.077	53.661	269.3	3:55:53.468
20	1	2:01.007	35.979	31.020	54.008	269.3	1:51:10.414	78	1	2:00.417	35.818	31.021	53.578	268.7	3:57:53.885
21	1	2:00.523	36.022	30.943	53.558	270.7	1:53:10.937	79	1	2:00.569	36.078	31.041	53.450	269.3	3:59:54.454
22	1	2:00.513	35.953	31.055	53.505	268.7	1:55:11.450	80	1	2:01.327	36.035	30.957	54.335	271.4	4:01:55.781
23	1	2:02.765	37.803	31.003	53.959	269.3	1:57:14.215	81	1	2:01.112	36.061	31.351	53.700	259.0	4:03:56.893
24	1	2:01.534	36.241	31.216	54.077	254.7	1:59:15.749	82	1	2:00.681	36.260	30.947	53.474	272.0	4:05:57.574
25	1	2:00.798	36.163	31.100	53.535	269.3	2:01:16.547	83	1	2:00.578	36.022	30.932	53.624	270.7	4:07:58.152
26	1	2:00.573	36.116	31.080	53.377	270.0	2:03:17.120	84	1	2:03.697	37.417	31.509	54.771	261.5	4:10:01.849
27	1	2:03.096	36.205	31.016	55.875	270.0	2:05:20.216	85	1	2:04.032	37.084	31.274	55.674	264.1	4:12:05.881
28	1	2:01.676	36.606	31.142	53.928	269.3	2:07:21.892	86	1	2:01.344	36.267	31.128	53.949	268.7	4:14:07.225
29	1	2:01.131	36.130	31.124	53.877	270.7	2:09:23.023	87	1	2:01.524	36.533	31.158	53.833	268.7	4:16:08.749
30	1	2:00.995	36.362	31.005	53.628	268.7	2:11:24.018	88	1	2:01.645	36.612	30.948	54.085	270.7	4:18:10.394
31	1	2:01.188	36.159	31.041	53.988	268.7	2:13:25.206	89	1	2:02.242	37.158	31.187	53.897	268.7	4:20:12.636
32	1	3:23.550 B	36.482	31.073	2:15.995	269.3	2:16:48.756	90	1	2:01.033	36.189	31.077	53.767	268.7	4:22:13.669
33	2	2:16.898	52.085	30.924	53.889	268.7	2:19:05.654	91	1	2:00.913	36.058	31.157	53.698	268.0	4:24:14.582
34	2	2:00.751	36.298	30.928	53.525	270.0	2:21:06.405	92	1	2:00.811	36.017	31.033	53.761	268.7	4:26:15.393
35	2	2:00.753	36.188	30.879	53.686	270.7	2:23:07.158	93	1	2:01.906	36.612	31.128	54.166	269.3	4:28:17.299
36	2	2:01.117	36.071	31.014	54.032	272.0	2:25:08.275	94	1	2:02.687	36.859	31.036	54.792	270.0	4:30:19.986
37	2	2:00.669	36.220	30.929	53.520	270.7	2:27:08.944	95	1	2:01.507	36.224	31.052	54.231	268.7	4:32:21.493
38	2	2:01.286	36.084	31.078	54.124	269.3	2:29:10.230	96	1	2:03.035	36.203	31.963	54.869	252.3	4:34:24.528
39	2	2:01.157	36.256	30.970	53.931	270.7	2:31:11.387	97	1	3:30.289 B	36.313	31.264	2:22.712	268.7	4:37:54.817
40	2	2:01.336	36.182	30.942	54.212	270.0	2:33:12.723	98	2	2:18.208	52.388	31.941	53.879	267.3	4:40:13.025
41	2	2:01.310	36.428	31.011	53.871	269.3	2:35:14.033	99	2	2:00.703	36.138	30.980	53.585	269.3	4:42:13.728
42	2	2:00.953	36.325	30.875	53.753	270.7	2:37:14.986	100	2	2:01.294	36.260	30.864	54.170	273.4	4:44:15.022
43	2	2:01.001	36.119	30.991	53.891	269.3	2:39:15.987	101	2	2:02.211	36.425	31.120	54.666	270.7	4:46:17.233
44	2	2:02.021	36.112	30.941	54.968	270.7	2:41:18.008	102	2	2:02.572	37.444	31.093	54.035	266.7	4:48:19.805
45	2	2:01.625	36.279	30.936	54.410	270.7	2:43:19.633	103	2	2:00.062	35.881	30.834	53.347	270.0	4:50:19.867
46	2	2:00.881	36.156	30.854	53.871	270.0	2:45:20.514	104	2	2:01.201	36.146	30.965	54.090	261.5	4:52:21.068
47	2	2:02.492	37.145	30.869	54.478	272.7	2:47:23.006	105	2	2:01.273	36.502	31.068	53.703	270.0	4:54:22.341
48	2	2:01.583	36.330	31.002	54.251	270.7	2:49:24.589	106	2	2:00.471	36.100	30.883	53.488	269.3	4:56:22.812
49	2	2:01.583	36.416	30.890	54.277	272.0	2:51:26.172	107	2	2:01.110	36.094	30.767	54.249	270.7	4:58:23.922
50	2	2:01.098	36.309	30.925	53.864	270.0	2:53:27.270	108	2	2:04.706	36.577	30.705	57.424	271.4	5:00:28.628
51	2	2:01.425	36.292	30.879	54.254	270.7	2:55:28.695	109	2	2:02.349	37.193	31.046	54.110	272.7	5:02:30.977
52	2	2:00.923	36.249	30.936	53.738	271.4	2:57:29.618	110	2	2:01.009	36.181	30.898	53.930	269.3	5:04:31.986
53	2	2:02.364	37.180	31.171	54.013	268.7	2:59:31.982	111	2	2:00.693	36.306	30.972	53.415	269.3	5:06:32.679
54	2	2:01.983	36.122	30.947	54.914	270.0	3:01:33.965	112	2	2:01.254	36.472	30.727	54.055	270.7	5:08:33.933
55	2	2:03.184	37.706	30.845	54.633	271.4	3:03:37.149	113	2	2:01.486	36.340	30.978	54.168	270.0	5:10:35.419
56	2	2:03.610	37.061	31.005	55.544	270.0	3:05:40.759	114	2	2:00.627	36.185	30.841	53.601	270.0	5:12:36.046
57	2	2:01.201	36.302	30.720	54.179	268.7	3:07:41.960	115	2	2:00.745	36.128	30.933	53.684	271.4	5:14:36.791
58	2	2:01.862	36.343	31.119	54.400	270.7	3:09:43.822	116	2	2:01.159	36.365	30.919	53.875	269.3	5:16:37.950
59	2	2:01.271	36.282	30.883	54.106	271.4	3:11:45.093	117	2	2:02.138	36.590	30.934	54.614	272.0	5:18:40.088
60	2	2:02.547	36.540	30.931	55.076	270.7	3:13:47.640	118	2	2:00.777	36.392	30.775	53.610	270.0	5:20:40.865
61	2	2:01.421	36.320	31.146	53.955	270.0	3:15:49.061	119	2	2:02.454	36.711	31.200	54.543	262.8	5:22:43.319
62	2	2:01.410	36.334	30.741	54.335	270.7	3:17:50.471	120	2	2:01.698	36.423	31.183	54.092	268.0	5:24:45.017
63	2	7:32.402 B	36.998	34.583	6:20.821	196.7	3:25:22.873	121	2	2:01.822	36.877	30.949	53.996	270.0	5:26:46.839
64	1	4:14.756	1:42.441	1:07.044	1:25.271	117.4	3:29:37.629	122	2	2:02.264	36.879	31.137	54.248	270.0	5:28:49.103
65	1	2:03.152	36.878	30.811	55.463	261.5	3:31:40.781	123	2	2:01.980	36.322	30.841	54.817	270.0	5:30:51.083
66	1	2:05.870	37.590	30.673	57.607	274.1	3:33:46.651	124	2	2:02.009	36.533	30.972	54.504	270.7	5:32:53.092
67	1	2:01.711	37.080	30.819	53.812	272.7	3:35:48.362	125	2	2:03.313	37.297	30.936	55.080	271.4	5:34:56.405
68	1	1:59.880	35.822	30.567	53.491	273.4	3:37:48.242	126	2	2:01.967	36.432	31.074	54.461	270.7	5:36:58.372
69	1	1:59.963	35.863	30.926	53.174	269.3	3:39:48.205	127	2	2:01.821	36.598	30.898	54.325	270.0	5:39:00.193
70	1	1:59.920	35.729	30.931	53.260	269.3	3:41:48.125	128	2	2:02.751	36.547	31.497	54.707	268.0	5:41:02.944
71	1	2:01.504	36.126	30.924	54.454	270.7	3:43:49.629	129	2	2:03.852	36.796	31.262	55.794	268.7	5:43:06.796
72	1	2:02.056	37.267	31.071	53.718	268.0	3:45:51.685	130	2	2:47.254 B	37.070	31.418	1:38.766	270.0	5:45:54.050
73	1	2:00.264	36.000	30.976	53.288	268.7	3:47:51.949	131	2	2:20.513	52.558	31.501	56.454	255.9	5:48:14.563
74	1	2:00.282	35.975	31.094	53.213	268.0	3:49:52.231	132	2	2:03.307	37.106	31.049	55.152	268.0	5:50:17.870
75	1	2:00.378	35.945	31.071	53.362	268.0	3:51:52.609	133	2	2:03.611	37.923	31.034	54.654	271.4	5:52:21.481

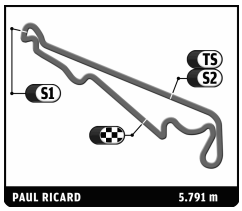

LE MANS SERIES
6 HOURS OF LE CASTELLET
Race
Sector Analysis

Personal Best | Session Best | **B** Crossing the finish line in pit lane

Lap	D	Time	Sector 1	Sector 2	Sector 3	T. Spd	Elapsed
134	2	2:05.726	36.946	30.883	57.897	271.4	5:54:27.207
135	2	2:04.532	37.245	31.595	55.692	268.0	5:56:31.739
136	2	2:03.182	36.871	31.108	55.203	269.3	5:58:34.921
137	2	2:04.570	37.359	31.359	55.852	268.7	6:00:39.491

70 **Kessel Racing** — Ferrari F430
Michael Broniszewski — LM GTE Am
Philipp Peter

Lap	D	Time	Sector 1	Sector 2	Sector 3	T. Spd	Elapsed
1	1	4:33.189 **B**	1:25.424	1:07.939	1:59.826	129.8	4:33.189
2	1	3:59.898	1:02.647	1:12.642	1:44.609	102.1	8:33.087
3	1	2:06.794	38.738	31.834	56.222	262.1	10:39.881
4	1	2:06.460	38.882	31.845	55.733	269.3	12:46.341
5	1	2:03.761	37.444	31.414	54.903	267.3	14:50.102
6	1	2:03.714	37.347	31.499	54.868	268.0	16:53.816
7	1	2:03.679	37.132	31.776	54.771	266.0	18:57.495
8	1	2:07.861	37.133	31.537	59.191	266.0	21:05.356
9	1	3:07.289	43.897	40.582	1:42.810	144.0	24:12.645
10	1	3:30.316	1:04.240	1:08.610	1:17.466	112.6	27:42.961
11	1	2:07.184	39.374	31.760	56.050	260.9	29:50.145
12	1	2:03.445	37.333	31.299	54.813	268.0	31:53.590
13	1	2:03.304	37.163	31.257	54.884	268.0	33:56.894
14	1	2:03.738	36.889	31.852	54.997	266.7	36:00.632
15	1	2:04.399	37.212	31.607	55.580	263.4	38:05.031
16	1	2:03.907	37.422	31.497	54.988	266.7	40:08.938
17	1	2:04.159	37.107	31.714	55.338	257.1	42:13.097
18	1	2:03.439	37.092	31.395	54.952	265.4	44:16.536
19	1	2:04.642	37.404	31.645	55.593	264.7	46:21.178
20	1	2:03.724	37.181	31.485	55.058	264.7	48:24.902
21	1	2:03.687	37.148	31.401	55.138	266.0	50:28.589
22	1	2:04.136	36.975	31.540	55.621	264.7	52:32.725
23	1	2:04.365	37.339	31.311	55.715	259.6	54:37.090
24	1	2:03.114	37.026	31.193	54.895	268.0	56:40.204
25	1	2:04.547	38.187	31.380	54.980	265.4	58:44.751
26	1	2:04.271	37.278	31.398	55.595	264.7	1:00:49.022
27	1	2:03.653	37.255	31.418	54.980	265.4	1:02:52.675
28	1	3:46.454 **B**	37.297	31.359	2:37.798	265.4	1:06:39.129
29	2	2:20.154	53.070	31.782	55.302	263.4	1:08:59.283
30	2	2:02.887	36.747	31.531	54.609	262.8	1:11:02.170
31	2	2:02.649	36.584	31.451	54.614	263.4	1:13:04.819
32	2	2:01.890	36.470	31.311	54.109	268.0	1:15:06.709
33	2	2:02.300	36.486	31.266	54.548	264.7	1:17:09.009
34	2	2:01.973	36.725	31.331	53.917	266.0	1:19:10.982
35	2	2:02.241	36.998	31.327	53.916	264.7	1:21:13.223
36	2	2:03.003	36.952	32.334	53.717	266.0	1:23:16.226
37	2	2:02.718	36.373	31.228	55.117	265.4	1:25:18.944
38	2	2:01.618	36.555	31.115	53.948	268.0	1:27:20.562
39	2	2:01.116	36.131	31.085	53.900	268.0	1:29:21.678
40	2	2:01.499	36.333	31.064	54.102	266.7	1:31:23.177
41	2	2:01.769	36.398	31.219	54.152	266.7	1:33:24.946
42	2	2:02.658	36.837	31.206	54.615	266.0	1:35:27.604
43	2	2:01.738	36.418	31.256	54.064	266.0	1:37:29.342
44	2	2:02.684	36.359	31.161	55.164	267.3	1:39:32.026
45	2	2:02.337	36.487	31.255	54.595	264.1	1:41:34.363
46	2	2:03.157	36.464	31.318	55.375	252.9	1:43:37.520
47	2	2:01.851	36.489	31.250	54.112	266.7	1:45:39.371
48	2	2:01.863	36.267	31.253	54.343	266.0	1:47:41.234
49	2	2:02.411	37.042	31.168	54.201	268.7	1:49:43.645
50	2	2:02.663	36.372	31.233	55.058	266.7	1:51:46.308
51	2	2:02.269	36.827	31.136	54.306	266.7	1:53:48.577
52	2	2:01.617	36.389	31.128	54.100	266.7	1:55:50.194
53	2	2:01.824	36.296	31.217	54.311	266.7	1:57:52.018
54	2	2:01.812	36.679	31.153	53.980	266.0	1:59:53.830
55	2	2:02.037	36.580	31.185	54.272	265.4	2:01:55.867
56	2	2:02.044	36.404	31.329	54.311	265.4	2:03:57.911
57	2	2:02.573	36.508	31.394	54.671	267.3	2:06:00.484
58	2	3:42.629 **B**	36.662	31.311	2:34.656	265.4	2:09:43.113
59	1	2:21.881	54.281	31.868	55.732	264.7	2:12:04.994
60	1	2:05.370	37.982	31.675	55.713	269.3	2:14:10.364
61	1	2:05.010	37.261	32.257	55.492	255.9	2:16:15.374
62	1	2:03.689	37.161	31.445	55.083	265.4	2:18:19.063
63	1	2:03.945	37.074	31.433	55.438	268.7	2:20:23.008
64	1	2:05.059	37.363	31.357	56.339	267.3	2:22:28.067
65	1	2:03.868	37.249	31.483	55.136	264.1	2:24:31.935
66	1	2:03.233	36.938	31.489	54.806	264.1	2:26:35.168
67	1	2:03.243	37.140	31.464	54.639	265.4	2:28:38.411
68	1	2:02.930	36.823	31.474	54.633	264.1	2:30:41.341
69	1	2:05.352	37.450	31.904	55.998	259.6	2:32:46.693
70	1	2:03.256	36.883	31.454	54.919	264.1	2:34:49.949
71	1	2:03.372	37.014	31.366	54.992	264.7	2:36:53.321
72	1	2:03.164	36.962	31.329	54.873	264.7	2:38:56.485
73	1	2:03.379	37.059	31.492	54.828	265.4	2:40:59.864
74	1	2:03.592	37.304	31.343	54.945	264.7	2:43:03.456
75	1	2:03.694	37.107	31.300	55.287	266.7	2:45:07.150
76	1	2:05.235	38.470	31.514	55.251	268.0	2:47:12.385
77	1	2:03.306	37.125	31.352	54.829	266.0	2:49:15.691
78	1	2:03.245	36.992	31.432	54.821	265.4	2:51:18.936
79	1	2:02.973	36.851	31.301	54.821	264.7	2:53:21.909
80	1	2:04.024	37.754	31.502	54.768	264.7	2:55:25.933
81	1	2:03.178	37.028	31.326	54.824	264.7	2:57:29.111
82	1	2:04.198	37.428	31.516	55.254	264.7	2:59:33.309
83	1	2:04.152	37.476	31.403	55.273	268.0	3:01:37.461
84	1	2:04.211	38.127	31.211	54.873	268.7	3:03:41.672
85	1	2:03.028	36.884	31.265	54.879	266.0	3:05:44.700
86	1	2:03.660	37.092	31.389	55.179	265.4	3:07:48.360
87	1	3:40.169 **B**	37.116	31.618	2:31.435	265.4	3:11:28.529
88	2	2:21.721	54.255	31.772	55.694	266.0	3:13:50.250
89	2	2:01.963	36.672	31.330	53.961	264.7	3:15:52.213
90	2	2:01.593	36.435	31.200	53.958	264.7	3:17:53.806
91	2	2:01.370	36.195	31.137	54.038	265.4	3:19:55.176
92	2	2:01.290	36.309	31.241	53.740	264.7	3:21:56.466
93	2	2:11.735	37.734	33.722	1:00.279	263.4	3:24:08.201
94	2	3:40.385	1:11.482	57.938	1:30.965	133.7	3:27:48.586
95	2	2:51.999	1:00.033	55.264	56.702	234.8	3:30:40.585
96	2	2:01.541	36.612	31.156	53.773	267.3	3:32:42.126
97	2	2:01.317	36.081	31.209	54.027	266.7	3:34:43.443
98	2	2:01.867	36.533	31.382	53.952	265.4	3:36:45.310
99	2	2:01.201	36.185	31.273	53.743	264.7	3:38:46.511
100	2	2:01.384	36.337	31.202	53.845	265.4	3:40:47.895
101	2	2:01.542	36.238	31.223	54.081	266.0	3:42:49.437
102	2	2:01.669	36.227	31.297	54.145	264.7	3:44:51.106
103	2	2:02.950	36.469	31.766	54.715	259.6	3:46:54.056
104	2	2:02.107	36.387	31.209	54.511	266.7	3:48:56.163
105	2	2:02.243	36.625	31.402	54.216	265.4	3:50:58.406
106	2	2:01.699	36.232	31.332	54.135	264.7	3:53:00.105
107	2	2:01.726	36.166	31.261	54.299	264.7	3:55:01.831
108	2	2:03.324	36.195	31.227	55.902	261.5	3:57:05.155

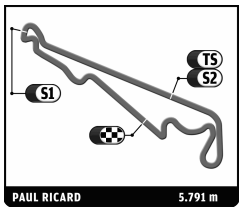

LE MANS SERIES
6 HOURS OF LE CASTELLET
Race

Sector Analysis

Personal Best | Session Best | B Crossing the finish line in pit lane

Lap	D	Time	Sector 1	Sector 2	Sector 3	T. Spd	Elapsed
109	2	2:02.156	36.360	31.366	54.430	264.7	3:59:07.311
110	2	2:01.980	36.418	31.384	54.178	264.7	4:01:09.291
111	2	2:04.359	37.642	31.484	55.233	265.4	4:03:13.650
112	2	3:32.134 B	36.873	31.879	2:23.382	266.0	4:06:45.784
113	1	2:23.203	55.667	31.915	55.621	260.9	4:09:08.987
114	1	2:03.562	37.010	31.586	54.966	264.7	4:11:12.549
115	1	2:03.503	37.271	31.470	54.762	264.1	4:13:16.052
116	1	2:04.325	37.144	31.550	55.631	263.4	4:15:20.377
117	1	2:03.620	37.199	31.744	54.677	264.1	4:17:23.997
118	1	2:03.829	37.075	31.389	55.365	264.7	4:19:27.826
119	1	2:03.138	37.008	31.363	54.767	265.4	4:21:30.964
120	1	2:02.928	36.913	31.312	54.703	264.7	4:23:33.892
121	1	2:03.641	37.616	31.120	54.905	268.7	4:25:37.533
122	1	2:03.027	36.996	31.329	54.702	266.7	4:27:40.560
123	1	2:03.963	36.860	31.452	55.651	264.1	4:29:44.523
124	1	2:03.188	36.862	31.395	54.931	264.1	4:31:47.711
125	1	2:03.652	37.542	31.383	54.727	265.4	4:33:51.363
126	1	2:02.904	36.952	31.320	54.632	265.4	4:35:54.267
127	1	2:05.937	37.389	33.222	55.326	265.4	4:38:00.204
128	1	2:03.695	36.976	31.819	54.900	266.7	4:40:03.899
129	1	2:03.547	37.154	31.490	54.903	264.7	4:42:07.446
130	1	2:04.032	36.901	31.409	55.722	264.7	4:44:11.478
131	1	2:05.461	37.875	32.009	55.577	266.7	4:46:16.939
132	1	2:04.652	37.478	31.376	55.798	265.4	4:48:21.591
133	1	2:03.750	37.091	31.302	55.357	266.0	4:50:25.341
134	1	2:04.052	37.252	31.552	55.248	264.7	4:52:29.393
135	1	2:03.445	36.994	31.310	55.141	264.7	4:54:32.838
136	1	2:03.497	37.062	31.322	55.113	264.7	4:56:36.335
137	1	2:03.460	36.786	31.178	55.496	266.0	4:58:39.795
138	1	2:04.258	37.505	31.167	55.586	268.7	5:00:44.053
139	1	2:04.457	37.387	31.455	55.615	257.8	5:02:48.510
140	1	3:36.217 B	37.484	31.384	2:27.349	266.7	5:06:24.727
141	2	2:21.042	53.987	31.726	55.329	264.7	5:08:45.769
142	2	2:02.160	36.874	31.236	54.050	268.0	5:10:47.929
143	2	2:01.382	36.330	31.153	53.899	266.7	5:12:49.311
144	2	2:03.320	36.821	31.162	55.337	270.7	5:14:52.631
145	2	2:01.557	36.578	31.089	53.890	270.7	5:16:54.188
146	2	2:00.839	35.995	31.185	53.659	264.7	5:18:55.027
147	2	2:01.219	36.145	31.259	53.815	264.7	5:20:56.246
148	2	2:02.745	36.228	31.482	55.035	254.7	5:22:58.991
149	2	2:01.609	36.475	31.128	54.006	269.3	5:25:00.600
150	2	2:01.862	36.246	31.113	54.503	267.3	5:27:02.462
151	2	2:01.327	36.432	31.089	53.806	266.7	5:29:03.789
152	2	2:02.318	36.529	31.189	54.600	267.3	5:31:06.107
153	2	2:01.493	36.357	31.188	53.948	266.7	5:33:07.600
154	2	2:01.893	36.518	31.658	53.717	266.0	5:35:09.493
155	2	2:01.453	36.310	31.133	54.010	266.7	5:37:10.946
156	2	2:01.637	36.357	31.243	54.037	266.7	5:39:12.583
157	2	2:01.818	36.336	31.203	54.279	266.7	5:41:14.401
158	2	2:03.987	37.006	31.797	55.184	268.0	5:43:18.388
159	2	2:03.144	37.177	31.280	54.687	267.3	5:45:21.532
160	2	2:02.259	36.642	31.119	54.498	267.3	5:47:23.791
161	2	2:01.658	36.362	31.270	54.026	266.0	5:49:25.449
162	2	2:01.859	36.364	31.317	54.178	266.0	5:51:27.308
163	2	2:01.422	36.223	31.219	53.980	266.7	5:53:28.730
164	2	2:02.055	36.455	31.277	54.323	266.0	5:55:30.785
165	2	2:02.738	36.523	32.080	54.135	267.3	5:57:33.523
166	2	2:01.802	36.643	31.122	54.037	268.7	5:59:35.325
167	2	2:03.296	37.075	31.059	55.162	269.3	6:01:38.621

71 AF Corse — Ferrari F458 Italia
Jaime Melo — LM GTE Pro
Toni Vilander

Lap	D	Time	Sector 1	Sector 2	Sector 3	T. Spd	Elapsed
1	2	4:26.767 B	1:22.315	1:07.753	1:56.699	141.7	4:26.767
2	2	4:04.568	1:04.306	1:14.306	1:45.956	97.0	8:31.335
3	2	2:02.719	37.392	31.270	54.057	267.3	10:34.054
4	2	2:01.845	36.526	31.482	53.837	262.1	12:35.899
5	2	2:00.445	35.874	31.363	53.208	262.8	14:36.344
6	2	2:00.577	36.030	31.388	53.159	264.1	16:36.921
7	2	2:00.693	35.854	31.506	53.333	261.5	18:37.614
8	2	2:01.647	35.920	31.421	54.306	261.5	20:39.261
9	2	3:23.968	40.071	58.076	1:45.821	109.6	24:03.229
10	2	3:33.865	1:03.397	1:10.601	1:19.867	98.8	27:37.094
11	2	2:01.437	36.540	31.342	53.555	263.4	29:38.531
12	2	2:00.590	36.027	31.309	53.254	263.4	31:39.121
13	2	2:00.785	36.043	31.336	53.406	262.8	33:39.906
14	2	2:01.580	35.991	31.283	54.306	263.4	35:41.486
15	2	2:00.658	36.031	31.261	53.366	266.0	37:42.144
16	2	2:00.668	35.898	31.374	53.396	264.1	39:42.812
17	2	2:00.483	35.898	31.398	53.187	263.4	41:43.295
18	2	2:02.109	37.400	31.458	53.251	266.0	43:45.404
19	2	2:00.744	35.763	31.373	53.608	264.1	45:46.148
20	2	2:01.093	35.877	31.355	53.861	261.5	47:47.241
21	2	2:00.775	35.918	31.476	53.381	263.4	49:48.016
22	2	2:00.778	35.837	31.556	53.385	261.5	51:48.794
23	2	2:00.812	35.934	31.459	53.419	260.9	53:49.606
24	2	2:01.353	35.894	31.362	54.097	261.5	55:50.959
25	2	2:00.685	36.014	31.216	53.455	263.4	57:51.644
26	2	2:00.438	35.852	31.164	53.422	264.1	59:52.082
27	2	2:00.352	35.990	31.260	53.102	262.8	1:01:52.434
28	2	2:17.991 B	35.924	32.442	1:09.625	261.5	1:04:10.425
29	1	3:54.517 B	2:04.052	37.011	1:13.454	255.9	1:08:04.942
30	1	13:10.202	...	31.752	54.435	260.2	1:21:15.144
31	1	2:01.857	36.629	31.496	53.732	262.1	1:23:17.001
32	1	2:01.523	35.923	31.451	54.149	264.1	1:25:18.524
33	1	2:00.828	36.019	31.465	53.344	260.9	1:27:19.352
34	1	2:00.094	35.745	31.378	52.971	260.9	1:29:19.446
35	1	1:59.773	35.675	31.318	52.780	262.1	1:31:19.219
36	1	2:00.766	36.002	31.574	53.190	260.9	1:33:19.985
37	1	2:02.211	35.768	31.389	55.054	262.8	1:35:22.196
38	1	2:00.776	36.108	31.548	53.120	260.2	1:37:22.972
39	1	2:00.829	35.824	31.525	53.480	260.2	1:39:23.801
40	1	2:00.226	35.724	31.424	53.078	259.6	1:41:24.027
41	1	2:00.186	35.794	31.407	52.985	260.9	1:43:24.213
42	1	2:01.104	36.204	31.689	53.211	261.5	1:45:25.317
43	1	2:01.674	37.041	31.578	53.055	261.5	1:47:26.991
44	1	2:00.334	36.097	31.309	52.928	261.5	1:49:27.325
45	1	2:00.294	35.667	31.462	53.165	258.4	1:51:27.619
46	1	1:59.917	35.579	31.522	52.816	260.2	1:53:27.536
47	1	2:00.210	35.573	31.480	53.157	260.2	1:55:27.746
48	1	2:00.436	35.995	31.460	52.981	261.5	1:57:28.182
49	1	2:00.134	35.656	31.498	52.980	261.5	1:59:28.316
50	1	2:01.510	36.095	31.446	53.969	261.5	2:01:29.826
51	1	2:01.052	36.543	31.528	52.981	260.2	2:03:30.878
52	1	2:00.615	35.866	31.611	53.138	259.6	2:05:31.493
53	1	2:01.157	36.346	31.741	53.070	259.6	2:07:32.650

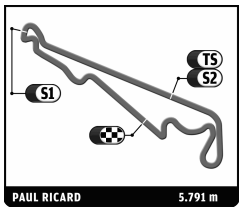

LE MANS SERIES
6 HOURS OF LE CASTELLET
Race

Sector Analysis

Personal Best | Session Best | B Crossing the finish line in pit lane

Lap	D	Time	Sector 1	Sector 2	Sector 3	T. Spd	Elapsed
54	1	2:01.010	35.953	31.564	53.493	260.9	2:09:33.660
55	1	2:01.510	36.876	31.584	53.050	262.1	2:11:35.170
56	1	2:00.394	35.768	31.515	53.111	260.9	2:13:35.564
57	1	2:00.186	35.676	31.400	53.110	262.8	2:15:35.750
58	1	2:00.497	35.860	31.459	53.178	263.4	2:17:36.247
59	1	2:08.201 B	35.705	31.488	1:01.008	262.1	2:19:44.448
60	2	3:37.914	2:11.824	31.986	54.104	258.4	2:23:22.362
61	2	2:00.677	36.030	31.619	53.028	259.0	2:25:23.039
62	2	2:00.030	35.968	31.311	52.751	262.1	2:27:23.069
63	2	2:00.115	36.040	31.248	52.827	266.7	2:29:23.184
64	2	2:00.145	35.858	31.509	52.778	260.2	2:31:23.329
65	2	2:00.406	36.014	31.430	52.962	262.1	2:33:23.735
66	2	2:02.510	36.855	32.089	53.566	264.1	2:35:26.245
67	2	2:00.200	35.793	31.396	53.011	264.1	2:37:26.445
68	2	2:00.970	36.238	31.575	53.157	260.9	2:39:27.415
69	2	2:00.714	36.134	31.403	53.177	265.4	2:41:28.129
70	2	2:01.263	36.228	31.774	53.261	262.8	2:43:29.392
71	2	2:00.481	35.905	31.288	53.288	266.0	2:45:29.873
72	2	2:01.048	36.469	31.415	53.164	260.9	2:47:30.921
73	2	2:01.057	35.938	31.721	53.398	259.6	2:49:31.978
74	2	2:01.049	35.971	31.697	53.381	259.6	2:51:33.027
75	2	2:01.577	36.207	31.456	53.914	261.5	2:53:34.604
76	2	2:00.933	36.426	31.494	53.013	263.4	2:55:35.537
77	2	2:00.094	35.841	31.302	52.951	264.1	2:57:35.631
78	2	2:01.537	35.818	31.302	54.417	266.0	2:59:37.168
79	2	2:01.412	36.498	31.595	53.319	262.8	3:01:38.580
80	2	2:00.875	36.268	31.135	53.472	266.0	3:03:39.455
81	2	2:00.819	36.022	31.042	53.755	267.3	3:05:40.274
82	2	2:00.687	36.078	31.273	53.336	264.7	3:07:40.961
83	2	2:27.008 B	36.200	37.278	1:13.530	224.1	3:10:07.969
84	2	9:25.325	7:58.841	32.352	54.132	257.1	3:19:33.294
85	2	2:00.687	36.299	31.525	52.863	260.2	3:21:33.981
86	2	2:25.687	38.448	35.394	1:11.845	236.3	3:23:59.668
87	2	3:46.726	1:16.906	58.386	1:31.434	111.0	3:27:46.394
88	2	2:52.852	59.438	57.831	55.583	224.5	3:30:39.246
89	2	2:01.060	36.825	31.285	52.950	262.1	3:32:40.306
90	2	2:00.558	36.305	31.331	52.922	260.2	3:34:40.864
91	2	2:01.380	36.472	31.919	52.989	261.5	3:36:42.244
92	2	1:59.779	35.693	31.195	52.891	261.5	3:38:42.023
93	2	1:59.563	35.800	31.070	52.693	263.4	3:40:41.586
94	2	1:59.646	35.896	31.347	52.403	260.9	3:42:41.232
95	2	1:59.638	35.635	31.361	52.642	262.1	3:44:40.870
96	2	2:00.417	36.004	31.576	52.837	260.2	3:46:41.287
97	2	2:00.458	36.012	31.478	52.968	260.9	3:48:41.745
98	2	2:01.325	36.438	31.449	53.438	260.2	3:50:43.070
99	2	1:59.890	35.969	31.283	52.638	264.7	3:52:42.960
100	2	2:00.352	35.957	31.450	52.945	260.9	3:54:43.312
101	2	2:01.055	36.009	31.403	53.643	258.4	3:56:44.367
102	2	2:01.368	36.496	31.522	53.350	260.9	3:58:45.735
103	2	2:01.057	36.111	31.411	53.535	261.5	4:00:46.792
104	2	2:00.691	36.097	31.419	53.175	265.4	4:02:47.483
105	2	2:00.482	36.018	31.471	52.993	262.1	4:04:47.965
106	2	2:00.542	36.045	31.399	53.098	262.1	4:06:48.507
107	2	2:00.804	36.147	31.556	53.101	261.5	4:08:49.311
108	2	2:01.967	36.719	31.504	53.744	262.1	4:10:51.278
109	2	2:01.014	36.223	31.548	53.243	262.1	4:12:52.292
110	2	2:02.306	36.443	32.181	53.682	256.5	4:14:54.598
111	2	2:02.003	36.360	31.658	53.985	259.6	4:16:56.601
112	2	2:01.565	36.515	31.614	53.436	260.2	4:18:58.166
113	2	2:01.218	36.242	31.546	53.430	261.5	4:20:59.384
114	2	2:01.984	36.338	31.391	54.255	261.5	4:23:01.368
115	2	2:12.237 B	36.953	31.446	1:03.838	262.8	4:25:13.605
116	1	3:27.957	2:02.593	31.645	53.719	259.0	4:28:41.562
117	1	2:00.906	36.190	31.637	53.079	259.6	4:30:42.468
118	1	2:00.847	36.303	31.545	52.999	260.9	4:32:43.315
119	1	2:00.201	35.870	31.391	52.940	261.5	4:34:43.516
120	1	2:00.215	35.843	31.518	52.854	260.9	4:36:43.731
121	1	1:59.735	35.663	31.429	52.643	260.2	4:38:43.466
122	1	1:59.464	35.568	31.442	52.454	260.9	4:40:42.930
123	1	1:59.688	35.730	31.312	52.646	264.1	4:42:42.618
124	1	1:59.883	35.659	31.374	52.850	262.1	4:44:42.501
125	1	2:00.134	35.735	31.488	52.911	259.6	4:46:42.635
126	1	2:00.102	35.688	31.502	52.912	261.5	4:48:42.737
127	1	1:59.832	35.575	31.515	52.742	260.2	4:50:42.569
128	1	1:59.717	35.547	31.455	52.715	260.2	4:52:42.286
129	1	1:59.785	35.549	31.446	52.790	260.2	4:54:42.071
130	1	2:00.138	35.773	31.536	52.829	260.9	4:56:42.209
131	1	1:59.866	35.676	31.290	52.900	263.4	4:58:42.075
132	1	2:00.716	36.030	31.198	53.488	266.0	5:00:42.791
133	1	2:00.647	35.860	31.413	53.374	263.4	5:02:43.438
134	1	2:00.223	35.782	31.379	53.062	261.5	5:04:43.661
135	1	2:00.058	35.774	31.372	52.912	262.1	5:06:43.719
136	1	2:00.098	35.782	30.947	53.369	270.7	5:08:43.817
137	1	2:00.732	36.146	31.286	53.300	262.8	5:10:44.549
138	1	1:59.909	35.657	31.372	52.880	261.5	5:12:44.458
139	1	2:00.238	35.706	31.334	53.198	263.4	5:14:44.696
140	1	2:00.074	35.791	31.328	52.955	261.5	5:16:44.770
141	1	2:00.700	35.864	31.358	53.478	260.9	5:18:45.470
142	1	2:02.517	36.498	31.555	54.464	267.3	5:20:47.987
143	1	2:08.549 B	35.853	31.334	1:01.362	262.8	5:22:56.536
144	1	3:25.537	2:01.107	31.439	52.991	260.2	5:26:22.073
145	1	2:00.469	36.237	31.334	52.898	264.1	5:28:22.542
146	1	1:59.993	35.777	31.103	53.113	267.3	5:30:22.535
147	1	1:59.491	35.631	31.288	52.572	262.1	5:32:22.026
148	1	2:00.278	36.173	31.356	52.749	262.8	5:34:22.304
149	1	1:59.667	35.698	31.250	52.719	262.8	5:36:21.971
150	1	2:00.478	35.591	31.314	53.573	260.2	5:38:22.449
151	1	1:59.408	35.481	31.257	52.670	263.4	5:40:21.857
152	1	2:00.053	35.462	31.227	53.364	264.7	5:42:21.910
153	1	1:59.903	35.835	31.235	52.833	263.4	5:44:21.813
154	1	1:59.531	35.496	31.262	52.773	263.4	5:46:21.344
155	1	1:59.917	35.761	31.384	52.772	264.1	5:48:21.261
156	1	2:34.935 B	35.697	33.843	1:25.395	189.5	5:50:56.196
157	1	2:40.478	1:14.442	31.580	54.456	260.9	5:53:36.674
158	1	2:01.406	36.202	31.250	53.954	266.7	5:55:38.080
159	1	2:01.424	36.608	31.383	53.433	262.8	5:57:39.504
160	1	2:01.131	35.769	31.361	54.001	262.1	5:59:40.635
161	1	2:02.554	36.538	31.328	54.688	264.1	6:01:43.189

72 AF Corse — Ferrari F430 — LM GTE Am
Robert Kauffman, Rui Aguas — Giuseppe Ciro

Lap	D	Time	Sector 1	Sector 2	Sector 3	T. Spd	Elapsed
1	1	4:41.881 B	1:33.513	1:04.351	2:04.017	127.4	4:41.881
2	1	3:54.572	1:04.631	1:04.866	1:45.075	123.3	8:36.453
3	1	2:14.739	41.840	33.854	59.045	256.5	10:51.192
4	1	2:10.767	39.049	33.130	58.588	257.8	13:01.959

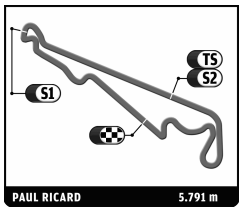

LE MANS SERIES

6 HOURS OF LE CASTELLET

Race

Sector Analysis

Personal Best | Session Best | **B** Crossing the finish line in pit lane

Lap	D	Time	Sector 1	Sector 2	Sector 3	T. Spd	Elapsed
5	1	2:11.037	39.119	33.177	58.741	257.8	15:12.996
6	1	2:08.982	38.858	32.617	57.507	257.8	17:21.978
7	1	2:08.667	38.228	32.493	57.946	257.8	19:30.645
8	1	2:39.560	39.462	37.232	1:22.866	243.8	22:10.205
9	1	3:35.769	1:05.809	1:03.386	1:26.574	124.6	25:45.974
10	1	2:54.036	57.123	57.492	59.421	228.8	28:40.010
11	1	2:21.976	49.147	33.890	58.939	256.5	31:01.986
12	1	2:09.238	39.122	32.399	57.717	258.4	33:11.224
13	1	2:08.049	38.322	32.751	56.976	258.4	35:19.273
14	1	2:07.219	38.219	32.032	56.968	261.5	37:26.492
15	1	2:07.987	37.917	32.117	57.953	259.0	39:34.479
16	1	2:07.488	38.304	32.088	57.096	259.6	41:41.967
17	1	2:10.423	40.304	32.431	57.688	261.5	43:52.390
18	1	2:07.283	38.045	32.126	57.112	259.6	45:59.673
19	1	2:08.256	38.244	32.028	57.984	260.2	48:07.929
20	1	2:09.338	40.008	32.139	57.191	262.1	50:17.267
21	1	2:07.716	38.664	32.061	56.991	260.9	52:24.983
22	1	2:07.375	38.509	32.074	56.792	260.9	54:32.358
23	1	2:07.455	38.293	32.681	56.481	261.5	56:39.813
24	1	2:08.268	39.080	32.087	57.101	262.1	58:48.081
25	1	2:08.234	38.050	33.050	57.134	259.0	1:00:56.315
26	1	2:08.247	38.464	32.344	57.439	260.9	1:03:04.562
27	1	2:08.810	38.253	32.400	58.157	259.6	1:05:13.372
28	1	2:17.214 **B**	38.359	32.084	1:06.771	260.9	1:07:30.586
29	2	3:43.951	2:16.554	31.964	55.433	257.1	1:11:14.537
30	2	2:02.743	37.054	31.607	54.082	259.6	1:13:17.280
31	2	2:04.671	36.721	31.486	56.464	260.9	1:15:21.951
32	2	2:03.697	37.553	31.566	54.578	260.2	1:17:25.648
33	2	2:02.163	36.512	31.433	54.218	263.4	1:19:27.811
34	2	2:01.549	36.298	31.396	53.855	263.4	1:21:29.360
35	2	2:01.382	36.385	31.354	53.643	262.1	1:23:30.742
36	2	2:01.029	36.236	31.414	53.379	262.8	1:25:31.771
37	2	2:01.621	36.168	31.764	53.689	262.8	1:27:33.392
38	2	2:02.209	37.583	31.230	53.396	264.7	1:29:35.601
39	2	2:02.069	36.567	31.851	53.651	260.9	1:31:37.670
40	2	2:00.970	36.323	31.350	53.297	263.4	1:33:38.640
41	2	2:00.930	36.332	31.242	53.356	263.4	1:35:39.570
42	2	2:02.427	36.980	31.785	53.662	261.5	1:37:41.997
43	2	2:02.171	37.081	31.394	53.696	262.8	1:39:44.168
44	2	2:01.193	36.451	31.392	53.350	260.9	1:41:45.361
45	2	2:01.453	36.290	31.290	53.873	265.4	1:43:46.814
46	2	2:01.452	36.351	31.325	53.776	263.4	1:45:48.266
47	2	2:02.158	36.998	31.068	54.092	264.7	1:47:50.424
48	2	2:01.029	36.008	31.319	53.702	262.1	1:49:51.453
49	2	2:01.658	36.552	31.413	53.693	262.1	1:51:53.111
50	2	2:01.468	36.490	31.273	53.705	261.5	1:53:54.579
51	2	2:01.197	36.197	31.382	53.618	260.9	1:55:55.776
52	2	2:01.714	36.241	31.371	54.102	262.1	1:57:57.490
53	2	2:00.844	36.349	31.271	53.224	264.1	1:59:58.334
54	2	2:01.189	36.230	31.348	53.611	261.5	2:01:59.523
55	2	2:01.697	36.389	31.384	53.924	260.9	2:04:01.220
56	2	2:01.222	36.334	31.134	53.754	266.0	2:06:02.442
57	2	2:02.021	36.835	31.363	53.823	264.7	2:08:04.463
58	2	2:01.168	36.316	31.268	53.584	264.1	2:10:05.631
59	2	2:10.471 **B**	36.611	31.498	1:02.362	264.1	2:12:16.102
60	3	3:48.644	2:21.709	32.186	54.749	257.8	2:16:04.746
61	3	2:06.366	36.955	31.781	57.630	259.0	2:18:11.112
62	3	2:03.611	37.006	31.888	54.717	254.7	2:20:14.723
63	3	2:02.557	36.635	31.567	54.355	262.1	2:22:17.280
64	3	2:03.343	36.629	31.498	55.216	261.5	2:24:20.623
65	3	2:03.019	36.568	31.505	54.946	262.1	2:26:23.642
66	3	2:03.330	36.647	32.203	54.480	260.2	2:28:26.972
67	3	2:03.004	37.085	31.609	54.310	261.5	2:30:29.976
68	3	2:01.523	36.211	31.384	53.928	261.5	2:32:31.499
69	3	2:01.251	36.160	31.418	53.673	260.9	2:34:32.750
70	3	2:02.361	36.542	31.512	54.307	264.1	2:36:35.111
71	3	2:01.118	36.242	31.260	53.616	264.1	2:38:36.229
72	3	2:01.952	36.256	31.404	54.292	261.5	2:40:38.181
73	3	2:04.875	36.457	31.529	56.889	262.8	2:42:43.056
74	3	2:01.617	36.636	31.324	53.657	262.1	2:44:44.673
75	3	2:01.319	36.217	31.494	53.608	262.8	2:46:45.992
76	3	2:01.837	36.010	31.362	54.465	260.9	2:48:47.829
77	3	2:01.887	36.403	31.522	53.962	260.2	2:50:49.716
78	3	2:02.387	36.392	31.594	54.401	268.0	2:52:52.103
79	3	2:01.807	36.639	31.602	53.566	262.8	2:54:53.910
80	3	2:01.391	36.257	31.460	53.674	260.2	2:56:55.301
81	3	2:01.128	35.988	31.260	53.880	261.5	2:58:56.429
82	3	2:01.543	36.460	31.321	53.762	261.5	3:00:57.972
83	3	2:03.903	37.023	32.607	54.273	260.9	3:03:01.875
84	3	2:02.032	36.603	31.401	54.028	260.2	3:05:03.907
85	3	2:01.597	36.296	31.451	53.850	259.6	3:07:05.504
86	3	2:01.303	36.202	31.421	53.680	260.9	3:09:06.807
87	3	2:03.164	36.801	31.704	54.659	261.5	3:11:09.971
88	3	2:06.651	37.592	32.232	56.827	264.1	3:13:16.622
89	3	2:05.536	38.176	32.218	55.142	262.8	3:15:22.158
90	3	2:11.017 **B**	36.621	31.343	1:03.053	260.9	3:17:33.175
91	1	3:57.570	2:23.515	35.501	58.554	255.9	3:21:30.745
92	1	2:28.144	41.192	33.502	1:13.450	257.8	3:23:58.889
93	1	3:46.540	1:16.268	58.188	1:32.084	113.7	3:27:45.429
94	1	2:59.750	59.887	58.571	1:01.292	213.9	3:30:45.179
95	1	2:10.638	39.425	33.041	58.172	259.0	3:32:55.817
96	1	2:09.133	39.070	32.423	57.640	258.4	3:35:04.950
97	1	2:09.807	38.780	32.269	58.758	259.0	3:37:14.757
98	1	2:09.166	38.790	32.272	58.104	259.6	3:39:23.923
99	1	2:11.484	39.721	33.590	58.173	257.1	3:41:35.407
100	1	2:13.831	39.998	34.293	59.540	256.5	3:43:49.238
101	1	2:08.316	38.942	32.293	57.081	262.1	3:45:57.554
102	1	2:07.996	38.289	32.321	57.386	259.0	3:48:05.550
103	1	2:07.363	38.329	32.054	56.980	260.9	3:50:12.913
104	1	2:12.075	39.490	34.362	58.223	255.9	3:52:24.988
105	1	2:10.433	39.662	32.702	58.069	258.4	3:54:35.421
106	1	2:08.329	38.158	32.174	57.997	259.0	3:56:43.750
107	1	2:08.611	39.409	32.212	56.990	260.9	3:58:52.361
108	1	2:09.341	39.124	32.231	57.986	263.4	4:01:01.702
109	1	2:11.966	40.747	32.687	58.532	259.0	4:03:13.668
110	1	2:10.595	39.290	33.514	57.791	260.2	4:05:24.263
111	1	2:07.310	38.304	32.187	56.819	261.5	4:07:31.573
112	1	2:08.424	38.345	32.300	57.779	259.6	4:09:39.997
113	1	2:07.951	38.475	32.370	57.106	259.6	4:11:47.948
114	1	2:08.828	38.790	33.220	56.818	260.9	4:13:56.776
115	1	2:08.329	38.385	32.051	57.893	260.2	4:16:05.105
116	1	2:08.300	38.298	33.228	56.774	260.9	4:18:13.405
117	1	2:09.021	38.458	32.053	58.510	261.5	4:20:22.426
118	1	2:10.549	39.247	32.403	58.899	260.9	4:22:32.975
119	1	2:08.390	38.448	32.593	57.349	260.9	4:24:41.365
120	1	2:09.691	38.286	32.565	58.840	262.1	4:26:51.056

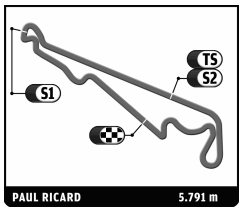

LE MANS SERIES
6 HOURS OF LE CASTELLET
Race

Sector Analysis

Personal Best | Session Best | B Crossing the finish line in pit lane

Lap	D	Time	Sector 1	Sector 2	Sector 3	T. Spd	Elapsed
121	1	2:08.920	39.211	32.071	57.638	260.9	4:28:59.976
122	1	2:17.643 B	39.237	32.449	1:05.957	260.9	4:31:17.619
123	2	3:48.949	2:22.167	31.660	55.122	259.0	4:35:06.568
124	2	2:03.271	37.776	31.636	53.859	261.5	4:37:09.839
125	2	2:02.442	36.513	31.255	54.674	263.4	4:39:12.281
126	2	2:02.371	36.485	31.723	54.163	263.4	4:41:14.652
127	2	2:02.268	37.429	31.371	53.468	263.4	4:43:16.920
128	2	2:01.575	36.617	31.433	53.525	260.2	4:45:18.495
129	2	2:01.061	36.088	31.385	53.588	260.9	4:47:19.556
130	2	2:00.796	35.888	31.202	53.706	266.7	4:49:20.352
131	2	2:00.393	36.093	31.263	53.037	261.5	4:51:20.745
132	2	2:00.313	35.967	31.276	53.070	261.5	4:53:21.058
133	2	2:00.384	35.948	31.247	53.189	262.1	4:55:21.442
134	2	2:05.153	39.493	31.620	54.040	260.9	4:57:26.595
135	2	2:00.482	36.127	31.274	53.081	261.5	4:59:27.077
136	2	2:00.650	36.149	31.353	53.148	261.5	5:01:27.727
137	2	2:01.223	36.542	31.331	53.350	261.5	5:03:28.950
138	2	2:00.403	35.997	31.298	53.108	262.1	5:05:29.353
139	2	2:00.307	35.919	31.247	53.141	264.1	5:07:29.660
140	2	2:55.419 B	36.718	45.790	1:32.911	143.2	5:10:25.079
141	1	3:55.439	2:19.512	33.662	1:02.265	256.5	5:14:20.518
142	1	2:09.665	39.625	32.393	57.647	259.6	5:16:30.183
143	1	2:09.735	38.737	32.339	58.659	257.8	5:18:39.918
144	1	2:13.551	39.313	32.973	1:01.265	258.4	5:20:53.469
145	1	2:15.184	42.174	33.497	59.513	258.4	5:23:08.653
146	1	2:09.126	39.116	32.369	57.641	259.6	5:25:17.779
147	1	2:08.064	38.679	32.295	57.090	262.1	5:27:25.843
148	1	2:08.474	39.660	32.107	56.707	260.9	5:29:34.317
149	1	2:07.906	38.894	32.253	56.759	259.6	5:31:42.223
150	1	2:07.962	38.305	32.315	57.342	259.6	5:33:50.185
151	1	2:08.931	38.316	32.096	58.519	260.2	5:35:59.116
152	1	2:08.476	39.256	32.205	57.015	260.2	5:38:07.592
153	1	2:07.402	38.450	32.004	56.948	258.4	5:40:14.994
154	1	2:09.551	39.508	32.204	57.839	261.5	5:42:24.545
155	1	2:07.436	38.152	32.484	56.800	259.0	5:44:31.981
156	1	2:07.587	38.252	32.221	57.114	259.0	5:46:39.568
157	1	2:09.255	38.413	32.735	58.107	259.6	5:48:48.823
158	1	2:11.265	38.934	33.275	59.056	258.4	5:51:00.088
159	1	2:08.572	38.296	32.240	58.036	260.2	5:53:08.660
160	1	2:08.251	38.248	32.152	57.851	260.9	5:55:16.911
161	1	2:07.527	38.193	32.236	57.098	260.9	5:57:24.438
162	1	2:08.846	38.594	32.096	58.156	260.9	5:59:33.284
163	1	2:08.327	39.622	31.971	56.734	264.1	6:01:41.611

76 IMSA Performance Matmut — Porsche 911 RSR (997) — LM GTE Pro
Patrick Pilet
Wolf Henzler

Lap	D	Time	Sector 1	Sector 2	Sector 3	T. Spd	Elapsed
1	1	1:31:37.369 B	1:48.644	2:09.126	...	67.6	1:31:37.369
2	1	2:18.931	53.075	31.382	54.474	266.0	1:33:56.300

79 Jota — Aston Martin Vantage — LM GTE Pro
Simon Dolan
Sam Hancock

Lap	D	Time	Sector 1	Sector 2	Sector 3	T. Spd	Elapsed
1	2	5:43.713 B	1:33.529	1:32.279	2:37.905	68.4	5:43.713
2	2	1:15:55.359 B	...	39.717	1:22.263	149.8	1:21:39.072
3	2	7:28.322	5:58.530	32.712	57.080	259.6	1:29:07.394
4	2	2:04.256	38.129	31.539	54.588	258.4	1:31:11.650
5	2	2:04.536	36.971	31.278	56.287	261.5	1:33:16.186
6	2	2:01.511	36.700	31.271	53.540	259.6	1:35:17.697
7	2	2:00.859	36.528	31.044	53.287	262.1	1:37:18.556
8	2	2:01.805	37.040	31.244	53.521	258.4	1:39:20.361
9	2	2:01.203	36.758	31.104	53.341	259.6	1:41:21.564
10	2	2:01.345	36.572	31.191	53.582	259.0	1:43:22.909
11	2	2:01.469	36.427	31.193	53.849	259.6	1:45:24.378
12	2	2:01.970	36.335	31.181	54.454	259.6	1:47:26.348
13	2	2:03.274	37.111	31.402	54.761	262.1	1:49:29.622
14	2	2:01.127	36.494	31.121	53.512	261.5	1:51:30.749
15	2	2:09.289 B	36.551	31.122	1:01.616	260.2	1:53:40.038
16	2	19:18.141	...	31.831	54.191	255.3	2:12:58.179
17	2	2:03.185	37.313	31.569	54.303	259.6	2:15:01.364
18	2	2:02.162	36.875	31.457	53.830	258.4	2:17:03.526
19	2	2:02.719	36.946	31.426	54.347	257.1	2:19:06.245
20	2	2:00.909	36.450	31.067	53.392	260.9	2:21:07.154
21	2	2:01.637	36.918	31.380	53.339	259.6	2:23:08.791
22	2	2:02.053	36.950	31.273	53.830	259.0	2:25:10.844
23	2	2:01.168	36.430	31.191	53.547	259.6	2:27:12.012
24	2	2:03.445	37.334	31.240	54.871	261.5	2:29:15.457
25	2	2:03.014	37.130	31.339	54.545	258.4	2:31:18.471
26	2	2:01.705	36.701	31.197	53.807	259.0	2:33:20.176
27	2	2:01.867	36.449	31.300	54.118	257.8	2:35:22.043
28	2	2:01.231	36.544	31.236	53.451	258.4	2:37:23.274
29	2	2:01.714	36.351	31.153	54.210	258.4	2:39:24.988
30	2	2:01.872	36.679	31.408	53.785	264.1	2:41:26.860
31	2	2:01.616	36.778	31.229	53.609	261.5	2:43:28.476
32	2	2:00.890	36.537	31.206	53.147	257.8	2:45:29.366
33	2	2:03.142	37.239	31.448	54.455	254.1	2:47:32.508
34	2	2:01.886	36.889	31.264	53.733	259.6	2:49:34.394
35	2	2:01.935	36.684	31.211	54.040	259.0	2:51:36.329
36	2	2:01.956	36.700	31.219	54.037	257.8	2:53:38.285
37	2	2:02.198	36.667	31.592	53.939	258.4	2:55:40.483
38	2	2:03.144	37.313	31.217	54.614	260.2	2:57:43.627
39	2	2:01.417	36.650	31.330	53.437	258.4	2:59:45.044
40	2	2:02.117	37.079	31.281	53.757	257.8	3:01:47.161
41	2	2:01.136	36.469	31.240	53.427	257.8	3:03:48.297
42	2	2:01.444	36.786	31.244	53.414	257.8	3:05:49.741
43	2	2:01.241	36.390	31.217	53.634	257.8	3:07:50.982
44	2	2:11.531 B	36.577	31.184	1:03.770	258.4	3:10:02.513
45	1	3:51.849	2:25.568	31.481	54.800	258.4	3:13:54.362
46	1	2:04.084	36.589	31.895	55.600	257.1	3:15:58.446
47	1	2:03.171	37.282	31.417	54.472	257.8	3:18:01.617
48	1	2:05.358	37.432	31.616	56.310	257.1	3:20:06.975
49	1	2:05.334	38.249	31.899	55.186	258.4	3:22:12.309
50	1	3:36.227	49.028	1:09.714	1:37.485	92.9	3:25:48.536
51	1	3:42.725	1:07.575	1:08.442	1:26.708	112.5	3:29:31.261
52	1	2:07.021	38.736	31.706	56.579	257.1	3:31:38.282
53	1	2:07.939	37.032	31.502	59.405	259.0	3:33:46.221
54	1	2:03.882	37.260	31.401	55.221	262.8	3:35:50.103
55	1	2:03.265	37.207	31.459	54.599	257.1	3:37:53.368
56	1	2:03.335	37.284	31.300	54.751	259.0	3:39:56.703
57	1	2:04.019	37.515	31.637	54.867	257.8	3:42:00.722
58	1	2:03.356	37.124	31.390	54.842	257.8	3:44:04.078
59	1	2:02.891	36.335	31.728	54.828	256.5	3:46:06.969
60	1	2:03.377	37.322	31.570	54.485	257.1	3:48:10.346
61	1	2:03.281	37.349	31.405	54.527	257.8	3:50:13.627
62	1	2:08.042	39.080	33.781	55.181	260.9	3:52:21.669
63	1	2:38.474	1:09.878	32.539	56.057	256.5	3:55:00.143
64	1	2:14.115 B	37.011	31.703	1:05.401	252.3	3:57:14.258

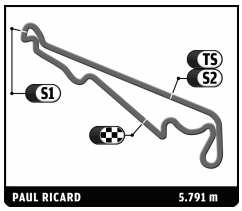

LE MANS SERIES
6 HOURS OF LE CASTELLET
Race

Sector Analysis

Personal Best | Session Best | B Crossing the finish line in pit lane

Lap	D	Time	Sector 1	Sector 2	Sector 3	T. Spd	Elapsed
65	1	3:44.215	2:16.504	32.494	55.217	256.5	4:00:58.473
66	1	2:04.842	37.807	31.567	55.468	259.6	4:03:03.315
67	1	2:03.988	37.152	31.792	55.044	257.1	4:05:07.303
68	1	2:07.580	38.608	32.906	56.066	257.1	4:07:14.883
69	1	2:04.115	37.792	31.535	54.788	258.4	4:09:18.998
70	1	2:12.755 B	37.666	31.569	1:03.520	258.4	4:11:31.753
71	1	38:32.788	...	1:06.828	1:09.851	106.7	4:50:04.541
72	1	2:05.213	37.979	31.642	55.592	258.4	4:52:09.754
73	1	2:04.174	37.320	31.396	55.458	258.4	4:54:13.928
74	1	2:05.702	38.423	31.735	55.544	257.1	4:56:19.630
75	1	2:02.941	37.166	31.384	54.391	258.4	4:58:22.571
76	1	2:04.585	37.551	31.297	55.737	260.9	5:00:27.156
77	1	2:04.595	38.287	31.378	54.930	258.4	5:02:31.751
78	1	2:02.524	36.916	31.350	54.258	260.2	5:04:34.275
79	1	2:04.964	37.541	32.535	54.888	259.0	5:06:39.239
80	1	2:03.615	37.520	31.583	54.512	259.0	5:08:42.854
81	1	2:03.479	37.451	31.249	54.779	264.7	5:10:46.333
82	1	2:02.571	36.888	31.263	54.420	260.9	5:12:48.904
83	1	2:02.504	37.013	31.226	54.265	260.9	5:14:51.408
84	1	2:03.560	37.609	31.210	54.741	261.5	5:16:54.968
85	1	2:04.153	38.158	31.097	54.898	260.9	5:18:59.121
86	1	2:03.327	37.180	31.421	54.726	259.6	5:21:02.448
87	1	2:03.665	37.166	31.165	55.334	264.1	5:23:06.113
88	1	2:03.531	37.421	31.366	54.744	259.6	5:25:09.644
89	1	2:04.117	37.309	31.310	55.498	259.6	5:27:13.761
90	1	2:03.570	37.036	31.302	55.232	261.5	5:29:17.331
91	1	2:02.814	37.088	31.321	54.405	259.0	5:31:20.145
92	1	2:02.861	37.064	31.221	54.576	259.6	5:33:23.006
93	1	2:06.930	37.138	31.570	58.222	261.5	5:35:29.936
94	1	2:04.579	37.662	31.434	55.483	258.4	5:37:34.515
95	1	2:04.026	37.396	31.272	55.358	259.0	5:39:38.541
96	1	2:06.252	37.762	32.756	55.734	259.6	5:41:44.793
97	1	2:03.525	37.424	31.328	54.773	259.6	5:43:48.318
98	1	2:04.532	37.846	31.340	55.346	260.9	5:45:52.850
99	1	2:04.305	37.490	31.359	55.456	259.0	5:47:57.155
100	1	2:14.899 B	38.455	31.239	1:05.205	262.8	5:50:12.054
101	1	2:42.131	1:15.011	31.827	55.293	260.9	5:52:54.185
102	1	2:04.836	37.546	31.342	55.948	260.9	5:54:59.021
103	1	2:04.978	37.866	31.402	55.710	257.8	5:57:03.999
104	1	2:05.711	38.344	31.582	55.785	259.6	5:59:09.710
105	1	2:04.950	37.668	31.697	55.585	258.4	6:01:14.660

82 | **CRS Racing** | Ferrari F430
Adam Christodoulou, Phil Quaife, Klaas Hummel | LM GTE Am

Lap	D	Time	Sector 1	Sector 2	Sector 3	T. Spd	Elapsed
1	1	4:39.176 B	1:32.478	1:04.539	2:02.159	126.8	4:39.176
2	1	3:55.491	1:04.721	1:06.627	1:44.143	106.9	8:34.667
3	1	2:07.093	39.703	32.096	55.294	264.1	10:41.760
4	1	2:03.576	37.570	31.325	54.681	274.1	12:45.336
5	1	2:03.089	37.059	31.433	54.597	266.7	14:48.425
6	1	2:02.609	37.074	31.259	54.276	267.3	16:51.034
7	1	2:02.658	36.782	31.306	54.570	266.0	18:53.692
8	1	2:11.337	36.885	31.251	1:03.201	267.3	21:05.029
9	1	3:07.146	43.687	40.436	1:43.023	148.1	24:12.175
10	1	3:30.356	1:03.944	1:07.961	1:18.451	113.1	27:42.531
11	1	2:06.801	39.563	31.842	55.396	254.1	29:49.332
12	1	2:03.085	37.093	31.489	54.503	264.1	31:52.417
13	1	2:02.676	36.895	31.512	54.269	264.7	33:55.093
14	1	2:03.620	36.705	31.488	55.427	262.1	35:58.713
15	1	2:02.645	36.816	31.480	54.349	264.7	38:01.358
16	1	2:02.686	36.721	31.447	54.518	260.2	40:04.044
17	1	2:02.290	36.856	31.458	53.976	261.5	42:06.334
18	1	2:02.258	36.661	31.524	54.073	267.3	44:08.592
19	1	2:01.888	36.632	31.424	53.832	262.1	46:10.480
20	1	2:02.005	36.419	31.397	54.189	262.8	48:12.485
21	1	2:02.802	37.253	31.398	54.151	266.0	50:15.287
22	1	2:01.774	36.342	31.449	53.983	263.4	52:17.061
23	1	2:01.931	36.498	31.315	54.118	264.1	54:18.992
24	1	2:03.223	36.451	32.007	54.765	262.1	56:22.215
25	1	2:01.714	36.452	31.346	53.916	264.1	58:23.929
26	1	2:01.534	36.485	31.306	53.743	263.4	1:00:25.463
27	1	2:01.837	36.417	31.258	54.162	264.7	1:02:27.300
28	1	2:02.404	36.982	31.199	54.223	266.7	1:04:29.704
29	1	2:02.622	36.922	31.151	54.549	266.7	1:06:32.326
30	1	2:09.659 B	36.501	31.328	1:01.830	263.4	1:08:41.985
31	1	3:02.726	1:36.608	31.675	54.443	262.1	1:11:44.711
32	1	2:04.078	37.693	31.758	54.627	260.9	1:13:48.789
33	1	2:04.459	37.905	31.657	54.897	262.8	1:15:53.248
34	1	2:02.926	36.961	31.662	54.303	260.9	1:17:56.174
35	1	2:03.246	36.699	31.609	54.938	260.9	1:19:59.420
36	1	2:03.349	37.271	31.600	54.478	262.1	1:22:02.769
37	1	2:02.767	36.881	31.428	54.458	266.7	1:24:05.536
38	1	2:02.534	36.849	31.536	54.149	266.7	1:26:08.070
39	1	2:02.841	36.811	31.520	54.510	263.4	1:28:10.911
40	1	2:02.747	36.778	31.597	54.372	261.5	1:30:13.658
41	1	2:02.661	36.852	31.517	54.292	261.5	1:32:16.319
42	1	2:03.001	36.999	31.551	54.451	262.1	1:34:19.320
43	1	2:03.043	36.631	31.613	54.799	261.5	1:36:22.363
44	1	2:02.467	36.881	31.391	54.195	264.1	1:38:24.830
45	1	2:03.638	36.870	32.169	54.599	262.8	1:40:28.468
46	1	2:02.334	36.736	31.523	54.075	260.9	1:42:30.802
47	1	2:03.760	37.322	31.680	54.758	263.4	1:44:34.562
48	1	2:02.997	37.100	31.387	54.510	265.4	1:46:37.559
49	1	2:03.887	37.385	31.959	54.543	263.4	1:48:41.446
50	1	2:03.202	36.975	31.525	54.702	262.8	1:50:44.648
51	1	2:04.220	38.312	31.509	54.399	261.5	1:52:48.868
52	1	2:03.140	36.814	31.552	54.774	262.8	1:54:52.008
53	1	2:03.147	36.732	31.893	54.522	262.1	1:56:55.155
54	1	2:03.138	37.246	31.484	54.408	262.8	1:58:58.293
55	1	2:03.235	36.936	31.542	54.757	261.5	2:01:01.528
56	1	2:03.023	36.824	31.581	54.618	261.5	2:03:04.551
57	1	2:03.158	36.699	31.555	54.904	263.4	2:05:07.709
58	1	2:03.415	36.897	31.436	55.082	264.1	2:07:11.124
59	1	2:03.152	37.079	31.557	54.516	262.8	2:09:14.276
60	1	2:03.069	36.933	31.586	54.550	262.1	2:11:17.345
61	1	2:12.704 B	37.210	31.792	1:03.702	261.5	2:13:30.049
62	3	3:38.529	2:11.491	32.197	54.841	258.4	2:17:08.578
63	3	2:02.562	36.860	31.453	54.249	261.5	2:19:11.140
64	3	2:02.682	36.673	31.424	54.585	262.1	2:21:13.822
65	3	2:03.385	37.485	31.544	54.356	261.5	2:23:17.207
66	3	2:02.591	36.694	31.537	54.360	260.9	2:25:19.798
67	3	2:02.337	36.672	31.444	54.221	262.1	2:27:22.135
68	3	2:02.318	36.601	31.520	54.197	262.8	2:29:24.453
69	3	2:01.808	36.506	31.207	54.095	264.7	2:31:26.261
70	3	2:02.246	36.542	31.400	54.304	262.8	2:33:28.507
71	3	2:02.819	36.719	31.386	54.714	261.5	2:35:31.326

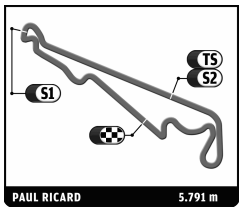

LE MANS SERIES
6 HOURS OF LE CASTELLET
Race

Sector Analysis

Personal Best | Session Best | **B** Crossing the finish line in pit lane

Lap	D	Time	Sector 1	Sector 2	Sector 3	T. Spd	Elapsed
72	3	2:02.926	36.838	31.590	54.498	261.5	2:37:34.252
73	3	2:02.255	36.570	31.387	54.298	264.7	2:39:36.507
74	3	2:01.868	36.556	31.383	53.929	264.7	2:41:38.375
75	3	2:02.175	36.605	31.112	54.458	264.7	2:43:40.550
76	3	2:02.928	36.666	31.185	55.077	267.3	2:45:43.478
77	3	2:01.936	36.323	31.321	54.292	262.1	2:47:45.414
78	3	2:03.026	36.737	31.508	54.781	262.1	2:49:48.440
79	3	2:02.970	37.056	31.462	54.452	264.1	2:51:51.410
80	3	2:02.793	36.650	31.449	54.694	260.9	2:53:54.203
81	3	2:02.545	36.522	31.458	54.565	261.5	2:55:56.748
82	3	2:02.898	36.826	31.543	54.529	262.1	2:57:59.646
83	3	2:03.959	37.030	32.012	54.917	255.9	3:00:03.605
84	3	2:02.615	36.585	31.399	54.631	261.5	3:02:06.220
85	3	2:02.242	36.489	31.364	54.389	261.5	3:04:08.462
86	3	2:02.660	36.595	31.441	54.624	261.5	3:06:11.122
87	3	2:03.107	36.756	31.277	55.074	265.4	3:08:14.229
88	3	2:02.392	36.540	31.452	54.400	262.1	3:10:16.621
89	3	2:04.341	37.299	31.632	55.410	259.6	3:12:20.962
90	3	2:11.728 **B**	37.030	31.528	1:03.170	262.8	3:14:32.690
91	3	3:49.049	2:22.367	31.774	54.908	260.9	3:18:21.739
92	3	2:03.275	36.813	31.704	54.758	261.5	3:20:25.014
93	3	2:04.431	37.023	31.706	55.702	261.5	3:22:29.445
94	3	3:21.941	39.431	1:04.632	1:37.878	97.9	3:25:51.386
95	3	3:40.330	1:06.274	1:08.922	1:25.134	111.7	3:29:31.716
96	3	2:07.435	38.597	31.452	57.386	264.7	3:31:39.151
97	3	2:03.265	36.986	31.497	54.782	268.7	3:33:42.416
98	3	2:03.878	37.789	31.501	54.588	264.1	3:35:46.294
99	3	2:02.980	36.951	31.414	54.615	264.1	3:37:49.274
100	3	2:02.805	36.881	31.362	54.562	264.7	3:39:52.079
101	3	2:02.535	36.724	31.408	54.403	262.8	3:41:54.614
102	3	2:02.767	36.747	31.463	54.557	262.8	3:43:57.381
103	3	2:02.953	36.756	31.485	54.712	262.1	3:46:00.334
104	3	2:03.373	36.839	31.497	55.037	263.4	3:48:03.707
105	3	2:02.985	36.782	31.632	54.571	260.9	3:50:06.692
106	3	2:02.769	36.583	31.439	54.747	261.5	3:52:09.461
107	3	2:03.528	36.714	31.591	55.223	260.9	3:54:12.989
108	3	2:03.147	36.706	31.576	54.865	260.9	3:56:16.136
109	3	2:03.069	36.772	31.701	54.596	260.2	3:58:19.205
110	3	2:04.208	37.343	32.318	54.547	266.0	4:00:23.413
111	3	2:03.026	36.716	31.633	54.677	262.1	4:02:26.439
112	3	2:03.031	36.678	31.468	54.885	262.1	4:04:29.470
113	3	2:03.304	36.891	31.455	54.958	262.1	4:06:32.774
114	3	2:02.988	36.707	31.522	54.759	262.1	4:08:35.762
115	3	2:02.989	36.630	31.519	54.840	262.8	4:10:38.751
116	3	2:03.747	36.900	31.557	55.290	262.1	4:12:42.498
117	3	2:03.492	37.050	31.669	54.773	262.1	4:14:45.990
118	3	2:03.846	37.253	31.457	55.136	262.8	4:16:49.836
119	3	2:03.368	36.854	31.515	54.999	261.5	4:18:53.204
120	3	2:03.212	37.089	31.467	54.656	262.1	4:20:56.416
121	3	2:03.957	37.141	31.584	55.232	262.1	4:23:00.373
122	3	2:11.657 **B**	37.039	31.567	1:03.051	261.5	4:25:12.030
123	2	3:59.928	2:29.941	32.423	57.564	259.6	4:29:11.958
124	2	2:06.612	38.400	31.788	56.424	260.9	4:31:18.570
125	2	2:04.860	37.671	31.932	55.257	260.9	4:33:23.430
126	2	2:05.278	37.724	31.726	55.828	259.6	4:35:28.708
127	2	2:05.118	37.764	31.581	55.773	262.1	4:37:33.826
128	2	2:07.128	37.862	31.881	57.385	260.2	4:39:40.954
129	2	2:06.268	38.052	32.358	55.858	260.9	4:41:47.222
130	2	2:06.147	38.161	32.026	55.960	264.1	4:43:53.369
131	2	2:05.925	38.222	31.893	55.810	260.9	4:45:59.294
132	2	2:05.595	37.654	32.271	55.670	260.9	4:48:04.889
133	2	2:07.075	38.683	32.014	56.378	261.5	4:50:11.964
134	2	2:07.109	38.699	31.940	56.470	264.7	4:52:19.073
135	2	2:05.503	38.137	31.813	55.553	264.1	4:54:24.576
136	2	2:05.829	37.636	32.193	56.000	261.5	4:56:30.405
137	2	2:07.197	37.849	31.907	57.441	263.4	4:58:37.602
138	2	2:07.482	38.354	31.996	57.132	262.8	5:00:45.084
139	2	2:06.128	38.175	31.999	55.954	261.5	5:02:51.212
140	2	2:05.741	37.601	32.094	56.046	260.9	5:04:56.953
141	2	2:06.278	38.015	31.720	56.543	262.8	5:07:03.231
142	2	2:05.228	37.704	31.791	55.733	261.5	5:09:08.459
143	2	2:06.867	38.127	32.078	56.662	260.9	5:11:15.326
144	2	2:05.775	38.049	31.856	55.870	261.5	5:13:21.101
145	2	2:06.227	38.080	31.925	56.222	261.5	5:15:27.328
146	2	2:05.827	37.871	31.984	55.972	260.9	5:17:33.155
147	2	2:05.017	37.721	31.690	55.606	262.8	5:19:38.172
148	2	2:04.917	37.784	31.726	55.407	260.9	5:21:43.089
149	2	2:05.462	37.671	31.764	56.027	262.8	5:23:48.551
150	2	2:04.674	37.529	31.847	55.298	260.9	5:25:53.225
151	2	2:05.244	37.908	31.898	55.438	260.9	5:27:58.469
152	2	2:06.136	38.069	32.015	56.052	262.8	5:30:04.605
153	2	2:16.398 **B**	38.844	32.125	1:05.429	261.5	5:32:21.003
154	2	2:51.362	1:23.042	32.626	55.694	264.1	5:35:12.365
155	2	2:05.969	37.704	31.991	56.274	263.4	5:37:18.334
156	2	2:07.290	38.149	32.081	57.060	263.4	5:39:25.624
157	2	2:06.251	37.890	32.046	56.315	260.2	5:41:31.875
158	2	2:07.792	38.268	33.778	55.746	260.2	5:43:39.667
159	2	2:06.078	38.091	32.054	55.933	260.2	5:45:45.745
160	2	2:05.491	37.810	31.988	55.693	262.1	5:47:51.236
161	2	2:10.704	40.007	33.779	56.918	257.8	5:50:01.940
162	2	2:09.673	39.085	32.792	57.796	259.0	5:52:11.613
163	2	2:07.822	38.500	32.649	56.673	253.5	5:54:19.435
164	2	2:07.018	38.591	32.116	56.311	262.8	5:56:26.453
165	2	2:07.228	38.437	32.177	56.614	260.2	5:58:33.681
166	2	2:07.176	38.259	32.066	56.851	260.2	6:00:40.857

86 **Young Driver AMR** — Aston Martin Vantage
Tomas Enge, Christoffer Nygaard, Alex Müller — LM GTE Pro

Lap	D	Time	Sector 1	Sector 2	Sector 3	T. Spd	Elapsed
1	2	4:22.238 **B**	1:20.312	1:06.138	1:55.788	162.7	4:22.238
2	2	4:07.904	1:04.948	1:14.535	1:48.421	91.6	8:30.142
3	2	2:04.888	37.825	32.114	54.949	258.4	10:35.030
4	2	2:02.441	37.037	31.302	54.102	261.5	12:37.471
5	2	2:01.147	36.550	31.237	53.360	260.2	14:38.618
6	2	2:01.419	36.200	30.997	54.222	262.8	16:40.037
7	2	2:00.850	36.279	31.326	53.245	259.0	18:40.887
8	2	2:01.140	36.094	31.148	53.898	259.0	20:42.027
9	2	3:24.834 **B**	39.079	59.005	1:46.750	111.9	24:06.861
10	2	4:30.094	2:41.157	54.073	54.864	241.1	28:36.955
11	2	2:01.552	36.501	31.341	53.710	257.1	30:38.507
12	2	2:01.156	36.268	31.407	53.481	257.1	32:39.663
13	2	2:01.127	36.323	31.513	53.291	259.0	34:40.790
14	2	2:01.143	36.377	31.406	53.360	258.4	36:41.933
15	2	2:01.175	36.390	31.308	53.477	257.8	38:43.108
16	2	2:02.066	36.297	31.420	54.349	249.4	40:45.174
17	2	2:01.731	36.381	31.433	53.917	257.8	42:46.905

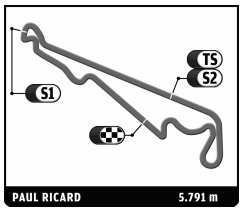

LE MANS SERIES

6 HOURS OF LE CASTELLET

Race

Sector Analysis

Personal Best | Session Best | **B** Crossing the finish line in pit lane

Lap	D	Time	Sector 1	Sector 2	Sector 3	T. Spd	Elapsed
18	2	2:01.631	36.394	31.459	53.778	257.1	44:48.536
19	2	2:02.115	37.007	31.489	53.619	257.8	46:50.651
20	2	2:01.823	36.483	31.347	53.993	258.4	48:52.474
21	2	2:01.245	36.380	31.273	53.592	260.9	50:53.719
22	2	2:02.783	36.525	31.420	54.838	261.5	52:56.502
23	2	2:03.439	37.936	31.714	53.789	260.2	54:59.941
24	2	2:01.466	36.224	31.320	53.922	257.1	57:01.407
25	2	2:03.665	38.279	31.254	54.132	259.0	59:05.072
26	2	2:03.245	37.390	31.609	54.246	258.4	1:01:08.317
27	2	2:01.978	36.713	31.346	53.919	259.6	1:03:10.295
28	2	2:02.295	36.411	31.278	54.606	259.0	1:05:12.590
29	2	2:01.318	36.119	31.323	53.876	258.4	1:07:13.908
30	2	2:02.101	36.313	31.230	54.558	258.4	1:09:16.009
31	2	2:00.742	36.205	31.214	53.323	259.6	1:11:16.751
32	2	2:01.063	36.169	31.090	53.804	260.9	1:13:17.814
33	2	2:04.206	37.060	32.825	54.321	259.6	1:15:22.020
34	2	2:02.448	36.248	31.152	55.048	259.0	1:17:24.468
35	2	2:02.297	36.791	31.229	54.277	259.6	1:19:26.765
36	2	2:01.769	36.092	31.779	53.898	250.0	1:21:28.534
37	2	2:01.039	36.324	31.198	53.517	259.0	1:23:29.573
38	2	2:00.802	36.143	31.309	53.350	258.4	1:25:30.375
39	2	2:10.921 **B**	36.784	31.327	1:02.810	259.6	1:27:41.296
40	1	3:51.097	2:26.059	31.157	53.881	256.5	1:31:32.393
41	1	2:00.946	36.297	31.124	53.525	257.8	1:33:33.339
42	1	2:00.531	36.198	31.025	53.308	258.4	1:35:33.870
43	1	1:59.790	35.914	31.004	52.872	258.4	1:37:33.660
44	1	2:00.266	36.126	31.033	53.107	259.0	1:39:33.926
45	1	2:01.050	36.294	31.079	53.677	257.8	1:41:34.976
46	1	2:00.589	36.103	31.156	53.330	261.5	1:43:35.565
47	1	2:00.359	35.936	30.981	53.442	259.0	1:45:35.924
48	1	2:00.719	35.849	31.005	53.865	259.0	1:47:36.643
49	1	2:00.570	36.199	31.067	53.304	259.0	1:49:37.213
50	1	1:59.830	35.939	31.078	52.813	259.0	1:51:37.043
51	1	2:00.939	37.076	30.974	52.889	259.0	1:53:37.982
52	1	2:00.549	36.009	30.980	53.560	258.4	1:55:38.531
53	1	2:00.413	36.131	30.995	53.287	259.6	1:57:38.944
54	1	2:00.013	36.031	31.002	52.980	258.4	1:59:38.957
55	1	1:59.841	35.889	31.029	52.923	259.6	2:01:38.798
56	1	2:00.227	36.157	31.084	52.986	259.6	2:03:39.025
57	1	2:00.044	36.072	31.018	52.954	260.2	2:05:39.069
58	1	2:00.562	36.072	30.963	53.527	260.2	2:07:39.631
59	1	2:01.184	36.655	31.163	53.366	260.2	2:09:40.815
60	1	2:00.459	35.935	31.102	53.422	258.4	2:11:41.274
61	1	2:00.755	36.165	31.006	53.584	259.0	2:13:42.029
62	1	2:00.343	35.866	30.992	53.485	259.0	2:15:42.372
63	1	2:00.413	35.867	31.096	53.450	259.0	2:17:42.785
64	1	2:00.176	35.988	31.127	53.061	258.4	2:19:42.961
65	1	2:00.309	36.112	31.020	53.177	258.4	2:21:43.270
66	1	2:01.125	36.428	31.608	53.089	258.4	2:23:44.395
67	1	1:59.792	35.942	31.011	52.839	258.4	2:25:44.187
68	1	2:00.709	36.005	30.997	53.707	260.2	2:27:44.896
69	1	2:09.584 **B**	36.754	30.999	1:01.831	262.1	2:29:54.480
70	3	3:50.728	2:24.747	31.365	54.616	257.8	2:33:45.208
71	3	2:02.071	36.676	31.205	54.190	259.6	2:35:47.279
72	3	2:02.252	36.950	31.234	54.068	259.0	2:37:49.531
73	3	2:01.028	36.285	31.228	53.515	259.0	2:39:50.559
74	3	2:00.449	35.980	31.120	53.349	260.2	2:41:51.008
75	3	2:00.762	35.995	31.075	53.692	259.0	2:43:51.770
76	3	2:00.618	36.080	31.097	53.441	259.0	2:45:52.388
77	3	2:01.212	36.464	31.179	53.569	259.0	2:47:53.600
78	3	2:16.925	48.990	33.235	54.700	259.0	2:50:10.525
79	3	2:01.865	36.457	31.320	54.088	259.0	2:52:12.390
80	3	2:01.364	36.430	31.204	53.730	258.4	2:54:13.754
81	3	2:02.187	36.656	31.429	54.102	260.2	2:56:15.941
82	3	2:01.592	36.438	31.215	53.939	259.6	2:58:17.533
83	3	2:01.268	36.139	31.235	53.894	259.0	3:00:18.801
84	3	2:01.298	36.259	31.188	53.851	259.0	3:02:20.099
85	3	2:03.193	37.158	32.281	53.754	258.4	3:04:23.292
86	3	2:03.366	36.738	31.394	55.234	258.4	3:06:26.658
87	3	2:02.236	36.766	31.254	54.216	258.4	3:08:28.894
88	3	2:02.007	36.380	31.278	54.349	259.0	3:10:30.901
89	3	2:01.599	36.390	31.264	53.945	259.0	3:12:32.500
90	3	2:01.073	36.260	31.239	53.574	258.4	3:14:33.573
91	3	2:01.648	36.480	31.293	53.875	257.8	3:16:35.221
92	3	2:03.434	36.652	31.251	55.531	257.8	3:18:38.655
93	3	2:02.411	37.362	31.264	53.785	258.4	3:20:41.066
94	3	2:02.227	36.474	31.346	54.407	257.1	3:22:43.293
95	3	3:14.391 **B**	38.268	56.404	1:39.719	113.3	3:25:57.684
96	2	4:45.136	2:56.580	53.180	55.376	244.3	3:30:42.820
97	2	2:04.982	38.784	31.020	55.178	260.2	3:32:47.802
98	2	2:02.290	37.523	31.314	53.453	255.9	3:34:50.092
99	2	1:59.955	35.798	31.142	53.015	255.9	3:36:50.047
100	2	2:00.642	36.364	31.241	53.037	255.3	3:38:50.689
101	2	1:59.891	35.920	31.136	52.835	256.5	3:40:50.580
102	2	2:00.542	36.185	31.234	53.123	256.5	3:42:51.122
103	2	2:00.895	36.003	31.188	53.704	257.1	3:44:52.017
104	2	2:00.963	36.578	31.157	53.228	257.8	3:46:52.980
105	2	2:01.378	36.154	32.024	53.200	255.9	3:48:54.358
106	2	2:00.734	36.017	31.409	53.308	255.3	3:50:55.092
107	2	2:01.214	36.150	31.389	53.675	255.3	3:52:56.306
108	2	2:01.471	36.393	31.503	53.575	256.5	3:54:57.777
109	2	2:00.596	35.869	31.327	53.400	255.9	3:56:58.373
110	2	2:02.056	36.630	31.427	53.999	256.5	3:59:00.429
111	2	2:01.865	36.997	31.294	53.574	255.9	4:01:02.294
112	2	2:02.900	36.820	31.133	54.947	257.8	4:03:05.194
113	2	2:02.985	37.378	31.240	54.367	258.4	4:05:08.179
114	2	2:05.104	38.681	31.857	54.566	259.6	4:07:13.283
115	2	2:01.133	36.405	31.453	53.275	255.3	4:09:14.416
116	2	2:01.587	36.629	31.474	53.484	255.3	4:11:16.003
117	2	2:00.963	36.205	31.303	53.455	255.9	4:13:16.966
118	2	2:02.677	36.732	31.336	54.609	256.5	4:15:19.643
119	2	2:04.796	37.162	32.707	54.927	254.7	4:17:24.439
120	2	2:02.447	37.032	31.439	53.976	257.1	4:19:26.886
121	2	2:01.235	36.337	31.464	53.434	254.7	4:21:28.121
122	2	2:01.462	36.429	31.502	53.531	254.7	4:23:29.583
123	2	2:01.656	36.648	31.403	53.605	255.9	4:25:31.239
124	2	2:10.752 **B**	36.234	31.908	1:02.610	255.3	4:27:41.991
125	1	3:52.843	2:28.015	31.302	53.526	254.7	4:31:34.834
126	1	2:01.223	36.005	31.533	53.685	242.7	4:33:36.057
127	1	2:01.419	36.670	31.281	53.468	256.5	4:35:37.476
128	1	2:00.788	35.857	31.154	53.777	257.8	4:37:38.264
129	1	2:01.619	35.870	31.226	54.523	257.8	4:39:39.883
130	1	2:00.608	36.006	31.092	53.510	259.0	4:41:40.491
131	1	2:00.472	35.971	30.994	53.507	259.6	4:43:40.963
132	1	2:02.984	35.977	31.753	55.254	256.5	4:45:43.947
133	1	2:00.972	36.473	31.316	53.183	257.8	4:47:44.919

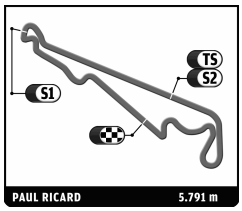

LE MANS SERIES
6 HOURS OF LE CASTELLET
Race

Sector Analysis

Personal Best | Session Best | B Crossing the finish line in pit lane

Lap	D	Time	Sector 1	Sector 2	Sector 3	T. Spd	Elapsed
134	1	2:00.964	35.978	31.196	53.790	257.1	4:49:45.883
135	1	2:00.430	35.973	31.157	53.300	256.5	4:51:46.313
136	1	2:00.743	36.162	31.215	53.366	255.9	4:53:47.056
137	1	2:00.293	35.879	31.243	53.171	257.1	4:55:47.349
138	1	2:02.268	36.961	31.470	53.837	256.5	4:57:49.617
139	1	2:25.134 B	38.533	32.723	1:13.878	255.3	5:00:14.751
140	1	35:28.726 B	...	33.375	1:15.019	242.7	5:35:43.477

88 **Team Felbermayr - Proton** Porsche 911 RSR (997)
Christian Ried, Horst Felbermayr Sr., Horst Felbermayr Jr. — LM GTE Am

Lap	D	Time	Sector 1	Sector 2	Sector 3	T. Spd	Elapsed
1	3	4:31.639 B	1:24.526	1:08.252	1:58.861	131.9	4:31.639
2	3	4:01.166	1:03.501	1:12.526	1:45.139	97.3	8:32.805
3	3	2:06.598	38.355	31.290	56.953	274.1	10:39.403
4	3	2:05.334	39.131	31.976	54.227	270.7	12:44.737
5	3	2:02.698	36.575	30.945	55.178	272.0	14:47.435
6	3	2:01.551	36.409	30.999	54.143	266.7	16:48.986
7	3	2:01.777	36.448	31.090	54.239	267.3	18:50.763
8	3	2:04.327	37.207	31.292	55.828	267.3	20:55.090
9	3	3:14.068	37.842	52.455	1:43.771	99.4	24:09.158
10	3	3:31.093	1:01.827	1:10.713	1:18.553	107.9	27:40.251
11	3	2:02.995	37.369	31.454	54.172	267.3	29:43.246
12	3	2:01.626	36.483	31.126	54.017	268.7	31:44.872
13	3	2:02.372	36.882	31.067	54.423	268.0	33:47.244
14	3	2:02.121	36.550	30.977	54.594	268.0	35:49.365
15	3	2:03.118	36.816	31.040	55.262	269.3	37:52.483
16	3	2:02.670	36.714	31.233	54.723	266.7	39:55.153
17	3	2:01.948	36.597	31.256	54.095	266.7	41:57.101
18	3	2:02.650	36.805	31.235	54.610	266.0	43:59.751
19	3	2:03.496	37.191	31.233	55.072	267.3	46:03.247
20	3	2:03.398	36.782	31.070	55.546	268.7	48:06.645
21	3	2:03.199	37.038	31.312	54.849	266.7	50:09.844
22	3	2:02.709	36.616	31.260	54.833	265.4	52:12.553
23	3	2:02.672	36.770	31.241	54.661	265.4	54:15.225
24	3	2:02.374	36.562	31.145	54.667	265.4	56:17.599
25	3	2:04.084	36.841	32.119	55.124	270.0	58:21.683
26	3	2:01.909	36.531	30.970	54.408	268.7	1:00:23.592
27	3	2:03.564	36.557	31.144	55.863	267.3	1:02:27.156
28	3	2:02.248	36.652	31.210	54.386	266.7	1:04:29.404
29	3	2:11.694 B	36.818	31.134	1:03.742	267.3	1:06:41.098
30	1	3:23.596	1:56.377	31.919	55.300	265.4	1:10:04.694
31	1	2:04.193	37.423	31.335	55.435	269.3	1:12:08.887
32	1	2:03.721	37.110	31.327	55.284	266.7	1:14:12.608
33	1	2:03.040	37.123	31.247	54.670	266.7	1:16:15.648
34	1	2:03.158	37.162	31.222	54.774	270.7	1:18:18.806
35	1	2:02.973	37.087	31.425	54.461	266.7	1:20:21.779
36	1	2:02.556	37.025	31.277	54.254	266.7	1:22:24.335
37	1	2:02.682	36.905	31.203	54.574	266.7	1:24:27.017
38	1	2:03.073	37.285	31.306	54.482	266.7	1:26:30.090
39	1	2:02.347	36.866	31.248	54.233	266.7	1:28:32.437
40	1	2:03.823	36.706	31.468	55.649	266.7	1:30:36.260
41	1	2:04.640	38.635	31.198	54.807	266.0	1:32:40.900
42	1	2:04.175	37.281	31.974	54.920	268.7	1:34:45.075
43	1	2:03.085	36.985	31.200	54.900	266.0	1:36:48.160
44	1	2:03.408	37.082	31.425	54.901	266.0	1:38:51.568
45	1	2:04.894	37.315	32.418	55.161	265.4	1:40:56.462
46	1	2:05.386	37.207	32.630	55.549	265.4	1:43:01.848
47	1	2:04.762	38.139	31.182	55.441	268.7	1:45:06.610
48	1	2:03.425	36.851	31.563	55.011	266.0	1:47:10.035
49	1	2:02.241	36.544	31.102	54.595	268.7	1:49:12.276
50	1	2:02.491	37.145	31.043	54.303	270.0	1:51:14.767
51	1	2:02.289	36.740	31.002	54.547	268.0	1:53:17.056
52	1	2:02.800	36.736	31.494	54.570	266.7	1:55:19.856
53	1	2:02.751	36.773	31.165	54.813	268.0	1:57:22.607
54	1	2:02.695	37.170	31.255	54.270	266.7	1:59:25.302
55	1	2:04.121	36.974	31.200	55.947	267.3	2:01:29.423
56	1	2:04.786	38.153	31.334	55.299	267.3	2:03:34.209
57	1	2:02.691	36.825	31.143	54.723	267.3	2:05:36.900
58	1	2:02.552	36.702	31.293	54.557	267.3	2:07:39.452
59	1	2:06.868	38.854	32.629	55.385	267.3	2:09:46.320
60	1	2:04.416	37.182	32.273	54.961	266.0	2:11:50.736
61	1	2:03.217	37.321	31.250	54.646	266.0	2:13:53.953
62	1	2:03.206	37.101	31.295	54.810	267.3	2:15:57.159
63	1	2:03.587	37.003	31.358	55.226	266.0	2:18:00.746
64	1	2:11.567 B	36.993	31.346	1:03.228	266.7	2:20:12.313
65	2	3:36.008	2:07.283	32.997	55.728	264.7	2:23:48.321
66	2	2:03.615	37.124	31.455	55.036	264.7	2:25:51.936
67	2	2:02.640	37.020	31.234	54.386	266.7	2:27:54.576
68	2	2:04.084	37.542	32.397	54.145	265.4	2:29:58.660
69	2	2:02.478	37.101	31.127	54.250	266.7	2:32:01.138
70	2	2:02.727	37.470	31.128	54.129	268.7	2:34:03.865
71	2	2:02.939	36.859	31.158	54.922	268.0	2:36:06.804
72	2	2:02.973	37.205	31.400	54.368	266.0	2:38:09.777
73	2	2:03.613	37.518	31.189	54.906	266.0	2:40:13.390
74	2	2:02.833	37.102	31.216	54.515	267.3	2:42:16.223
75	2	2:01.867	36.626	31.110	54.131	267.3	2:44:18.090
76	2	2:02.837	37.313	31.273	54.251	266.7	2:46:20.927
77	2	2:02.204	36.629	31.282	54.293	265.4	2:48:23.131
78	2	2:01.879	36.574	31.298	54.007	266.7	2:50:25.010
79	2	2:02.459	36.406	31.220	54.833	266.0	2:52:27.469
80	2	2:02.294	36.503	31.369	54.422	264.7	2:54:29.763
81	2	2:03.133	36.731	31.382	55.020	265.4	2:56:32.896
82	2	2:02.339	36.735	31.275	54.329	268.0	2:58:35.235
83	2	2:03.148	36.950	31.142	55.056	266.7	3:00:38.383
84	2	2:02.742	36.762	31.208	54.772	266.7	3:02:41.125
85	2	2:05.180	36.962	31.182	57.036	267.3	3:04:46.305
86	2	2:03.179	37.258	31.268	54.653	264.7	3:06:49.484
87	2	2:03.110	37.025	31.348	54.737	265.4	3:08:52.594
88	2	2:03.005	37.205	31.310	54.490	265.4	3:10:55.599
89	2	2:03.094	36.862	31.251	54.981	267.3	3:12:58.693
90	2	2:02.613	36.730	31.256	54.627	265.4	3:15:01.306
91	2	2:03.039	37.003	31.120	54.916	267.3	3:17:04.345
92	2	2:02.705	36.758	31.305	54.642	266.7	3:19:07.050
93	2	2:06.702	37.058	31.501	58.143	266.7	3:21:13.752
94	2	2:44.404	37.256	32.183	1:34.965	199.3	3:23:58.156
95	2	3:46.494	1:16.367	58.345	1:31.782	115.8	3:27:44.650
96	2	2:56.889	1:00.130	58.255	58.504	229.3	3:30:41.539
97	2	2:02.686	37.262	31.202	54.222	268.7	3:32:44.225
98	2	2:02.959	37.241	31.296	54.422	270.0	3:34:47.184
99	2	2:02.383	36.772	31.204	54.407	268.0	3:36:49.567
100	2	2:11.599 B	37.333	31.533	1:02.733	268.0	3:39:01.166
101	1	3:27.918	2:00.340	31.445	56.133	264.7	3:42:29.084
102	1	2:04.272	37.862	31.536	54.874	266.0	3:44:33.356
103	1	2:02.967	37.083	31.384	54.500	266.7	3:46:36.323
104	1	2:02.855	36.750	31.237	54.868	266.0	3:48:39.178
105	1	2:06.583	38.123	32.306	56.154	268.0	3:50:45.761

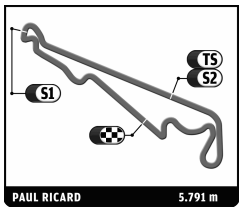

LE MANS SERIES
6 HOURS OF LE CASTELLET
Race

Sector Analysis

Personal Best | Session Best | **B** Crossing the finish line in pit lane

Lap	D	Time	Sector 1	Sector 2	Sector 3	T. Spd	Elapsed
106	1	2:03.548	37.393	31.269	54.886	267.3	3:52:49.309
107	1	2:02.714	37.112	31.378	54.224	266.0	3:54:52.023
108	1	2:02.676	37.063	31.347	54.266	266.0	3:56:54.699
109	1	2:03.500	36.878	32.284	54.338	266.7	3:58:58.199
110	1	2:03.127	36.708	31.190	55.229	268.7	4:01:01.326
111	1	2:03.410	37.406	31.228	54.776	268.0	4:03:04.736
112	1	2:03.034	37.381	31.087	54.566	268.7	4:05:07.770
113	1	2:06.496	38.458	32.348	55.690	263.4	4:07:14.266
114	1	2:02.445	37.242	31.159	54.044	268.0	4:09:16.711
115	1	2:01.995	36.711	31.190	54.094	268.7	4:11:18.706
116	1	2:02.145	36.764	31.126	54.255	268.0	4:13:20.851
117	1	2:02.761	36.858	31.210	54.693	267.3	4:15:23.612
118	1	2:03.024	36.932	31.229	54.863	268.7	4:17:26.636
119	1	2:04.340	37.521	31.540	55.279	266.0	4:19:30.976
120	1	2:03.955	37.069	31.312	55.574	266.0	4:21:34.931
121	1	2:03.862	37.547	31.378	54.937	266.0	4:23:38.793
122	1	2:02.992	37.058	31.321	54.613	267.3	4:25:41.785
123	1	2:03.308	37.058	31.228	55.022	266.7	4:27:45.093
124	1	2:02.741	36.942	31.240	54.559	267.3	4:29:47.834
125	1	2:04.289	37.437	31.533	55.319	263.4	4:31:52.123
126	1	2:03.310	37.192	31.357	54.761	266.0	4:33:55.433
127	1	2:04.862	37.211	32.536	55.115	266.0	4:36:00.295
128	1	2:03.165	36.949	31.299	54.917	266.7	4:38:03.460
129	1	2:03.483	37.016	31.428	55.039	266.0	4:40:06.943
130	1	2:04.212	36.920	31.396	55.896	265.4	4:42:11.155
131	1	2:05.030	37.313	31.599	56.118	266.7	4:44:16.185
132	1	2:03.630	37.462	31.215	54.953	268.0	4:46:19.815
133	1	2:03.090	37.296	31.206	54.588	268.7	4:48:22.905
134	1	2:13.181 **B**	37.361	31.799	1:04.021	264.1	4:50:36.086
135	2	3:29.428	2:01.856	31.880	55.692	264.1	4:54:05.514
136	2	2:04.284	37.403	31.800	55.081	264.7	4:56:09.798
137	2	2:03.461	36.913	31.405	55.143	265.4	4:58:13.259
138	2	2:02.868	36.937	31.320	54.611	266.0	5:00:16.127
139	2	2:03.373	36.772	31.264	55.337	266.0	5:02:19.500
140	2	2:03.151	36.766	31.139	55.246	266.7	5:04:22.651
141	2	2:03.241	37.400	31.261	54.580	266.7	5:06:25.892
142	2	2:02.768	36.782	31.154	54.832	266.7	5:08:28.660
143	2	2:02.169	36.828	31.165	54.176	267.3	5:10:30.829
144	2	2:02.644	36.753	31.196	54.695	266.7	5:12:33.473
145	2	2:02.353	36.842	31.166	54.345	268.0	5:14:35.826
146	2	2:03.907	37.777	31.733	54.397	269.3	5:16:39.733
147	2	2:02.478	36.931	31.122	54.425	268.7	5:18:42.211
148	2	2:07.995	37.285	34.759	55.951	268.0	5:20:50.206
149	2	2:02.497	36.792	31.316	54.389	267.3	5:22:52.703
150	2	2:02.652	36.817	31.276	54.559	267.3	5:24:55.355
151	2	2:03.247	36.884	31.238	55.125	267.3	5:26:58.602
152	2	2:04.058	36.803	31.243	56.012	268.0	5:29:02.660
153	2	2:04.994	37.234	32.078	55.682	260.2	5:31:07.654
154	2	2:03.013	36.985	31.303	54.725	267.3	5:33:10.667
155	2	2:02.938	37.005	31.212	54.721	268.7	5:35:13.605
156	2	2:03.218	37.106	31.165	54.947	268.7	5:37:16.823
157	2	2:05.090	36.781	31.234	57.075	266.7	5:39:21.913
158	2	2:03.306	37.139	31.459	54.708	266.0	5:41:25.219
159	2	2:03.446	36.853	31.194	55.399	267.3	5:43:28.665
160	2	2:03.680	37.147	31.664	54.869	268.0	5:45:32.345
161	2	2:02.820	36.840	31.335	54.645	266.7	5:47:35.165
162	2	2:02.916	36.804	31.121	54.991	268.0	5:49:38.081
163	2	2:04.052	37.535	31.452	55.065	267.3	5:51:42.133
164	2	2:04.838	36.946	31.701	56.191	259.6	5:53:46.971
165	2	2:04.901	37.007	31.638	56.256	266.7	5:55:51.872
166	2	2:05.000	37.077	31.655	56.268	266.7	5:57:56.872
167	2	2:13.180	37.507	31.908	1:03.765	264.1	6:00:10.052

89 **Hankook Team Farmbacher** — Ferrari F458 Italia
Dominik Farnbacher — LM GTE Pro
Allan Simonsen

Lap	D	Time	Sector 1	Sector 2	Sector 3	T. Spd	Elapsed
1	2	4:29.584 **B**	1:23.136	1:08.028	1:58.420	130.8	4:29.584
2	2	4:02.354	1:03.844	1:12.843	1:45.667	95.7	8:31.938
3	2	2:04.898	38.263	31.277	55.358	268.7	10:36.836
4	2	2:01.646	36.569	31.938	53.139	267.3	12:38.482
5	2	2:01.548	36.999	30.977	53.572	268.7	14:40.030
6	2	2:00.658	35.994	31.127	53.537	266.7	16:40.688
7	2	2:00.555	36.180	31.041	53.334	268.7	18:41.243
8	2	2:00.193	36.002	30.872	53.319	267.3	20:41.436
9	2	3:24.185	38.645	59.319	1:46.221	109.3	24:05.621
10	2	3:32.482	1:02.168	1:10.787	1:19.527	97.8	27:38.103
11	2	2:01.278	36.761	31.330	53.187	264.1	29:39.381
12	2	2:00.200	36.208	31.144	52.848	266.7	31:39.581
13	2	2:00.704	36.067	30.947	53.690	268.7	33:40.285
14	2	2:00.490	36.017	30.974	53.499	270.7	35:40.775
15	2	2:00.247	36.130	31.115	53.002	266.7	37:41.022
16	2	2:00.540	36.086	31.178	53.276	265.4	39:41.562
17	2	2:00.691	36.461	31.140	53.090	268.0	41:42.253
18	2	2:01.074	36.701	31.180	53.193	267.3	43:43.327
19	2	2:00.332	35.961	31.221	53.150	265.4	45:43.659
20	2	2:00.898	36.609	31.218	53.071	266.0	47:44.557
21	2	2:00.417	36.070	31.165	53.182	267.3	49:44.974
22	2	2:00.202	35.998	31.171	53.033	267.3	51:45.176
23	2	2:00.709	36.044	31.139	53.526	266.0	53:45.885
24	2	2:00.596	36.268	31.169	53.159	266.0	55:46.481
25	2	2:00.316	35.952	31.193	53.171	264.7	57:46.797
26	2	2:00.017	36.044	31.092	52.881	266.0	59:46.814
27	2	2:00.485	36.115	31.162	53.208	266.0	1:01:47.299
28	2	2:00.443	36.006	31.190	53.247	266.7	1:03:47.742
29	2	2:01.091	36.430	31.118	53.543	268.0	1:05:48.833
30	2	2:01.305	36.119	31.190	53.996	269.3	1:07:50.138
31	2	2:00.559	36.130	31.146	53.283	267.3	1:09:50.697
32	2	2:01.916	36.574	31.753	53.589	266.0	1:11:52.613
33	2	2:01.323	36.057	31.173	54.093	274.1	1:13:53.936
34	2	2:01.731	36.197	31.138	54.396	270.0	1:15:55.667
35	2	2:02.312	36.516	31.145	54.651	268.7	1:17:57.979
36	2	2:10.911 **B**	37.156	31.400	1:02.355	265.4	1:20:08.890
37	1	3:38.992	2:14.154	31.403	53.435	260.9	1:23:47.882
38	1	2:00.367	36.028	31.401	52.938	261.5	1:25:48.249
39	1	1:59.820	35.730	31.205	52.885	265.4	1:27:48.069
40	1	2:00.549	35.790	31.216	53.543	260.9	1:29:48.618
41	1	2:00.520	36.022	31.013	53.485	270.0	1:31:49.138
42	1	2:00.538	35.956	31.216	53.366	266.7	1:33:49.676
43	1	2:01.439	36.269	30.963	54.207	267.3	1:35:51.115
44	1	2:02.921	37.263	31.383	54.275	267.3	1:37:54.036
45	1	2:00.720	36.344	31.144	53.232	268.0	1:39:54.756
46	1	2:00.606	36.126	31.340	53.140	261.5	1:41:55.362
47	1	2:00.637	36.136	31.366	53.135	262.1	1:43:55.999
48	1	2:00.287	35.876	31.182	53.229	266.0	1:45:56.286
49	1	2:00.593	35.803	31.343	53.447	262.1	1:47:56.879
50	1	2:00.843	36.148	31.211	53.484	262.8	1:49:57.722

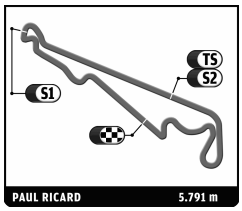

LE MANS SERIES

6 HOURS OF LE CASTELLET

Race

Sector Analysis

Personal Best | Session Best | B Crossing the finish line in pit lane

Lap	D	Time	Sector 1	Sector 2	Sector 3	T. Spd	Elapsed
51	1	2:00.237	35.756	31.113	53.368	266.7	1:51:57.959
52	1	2:00.432	35.732	31.247	53.453	263.4	1:53:58.391
53	1	2:00.370	35.866	31.286	53.218	262.1	1:55:58.761
54	1	2:00.210	35.834	31.189	53.187	265.4	1:57:58.971
55	1	2:00.402	36.164	31.183	53.055	264.1	1:59:59.373
56	1	2:00.427	35.787	31.163	53.477	266.0	2:01:59.800
57	1	2:00.945	36.367	31.169	53.409	266.0	2:04:00.745
58	1	2:01.052	36.095	31.245	53.712	266.0	2:06:01.797
59	1	2:01.412	36.179	31.270	53.963	267.3	2:08:03.209
60	1	2:00.736	35.932	31.431	53.373	262.1	2:10:03.945
61	1	2:01.359	36.135	31.311	53.913	263.4	2:12:05.304
62	1	2:01.385	36.106	31.274	54.005	264.7	2:14:06.689
63	1	2:04.195	38.136	31.355	54.704	267.3	2:16:10.884
64	1	2:01.675	36.671	31.353	53.651	264.7	2:18:12.559
65	1	2:01.262	36.262	31.173	53.827	266.0	2:20:13.821
66	1	2:01.292	36.097	31.557	53.638	261.5	2:22:15.113
67	1	2:01.748	36.515	31.402	53.831	262.8	2:24:16.861
68	1	2:15.638 B	36.470	31.705	1:07.463	258.4	2:26:32.499
69	2	3:29.686	2:04.143	31.408	54.135	259.6	2:30:02.185
70	2	1:59.622	35.907	30.977	52.738	267.3	2:32:01.807
71	2	1:59.702	35.938	30.913	52.851	267.3	2:34:01.509
72	2	1:59.991	35.961	31.289	52.741	262.1	2:36:01.500
73	2	1:59.850	35.922	31.299	52.629	262.8	2:38:01.350
74	2	2:00.877	36.168	31.398	53.311	262.8	2:40:02.227
75	2	1:59.531	35.719	31.282	52.530	263.4	2:42:01.758
76	2	1:59.803	35.863	31.298	52.642	262.8	2:44:01.561
77	2	2:00.819	35.734	31.270	53.815	262.1	2:46:02.380
78	2	2:00.288	35.830	31.221	53.237	265.4	2:48:02.668
79	2	2:01.082	36.547	31.402	53.133	264.1	2:50:03.750
80	2	2:09.690 B	36.194	31.496	1:02.000	262.1	2:52:13.440
81	2	3:20.029	1:55.769	31.426	52.834	263.4	2:55:33.469
82	2	2:00.572	36.062	31.350	53.160	263.4	2:57:34.041
83	2	2:00.887	36.061	31.280	53.546	263.4	2:59:34.928
84	2	2:02.655	36.507	31.345	54.803	262.8	3:01:37.583
85	2	2:00.985	36.477	31.345	53.163	264.7	3:03:38.568
86	2	2:01.079	36.402	31.225	53.452	264.7	3:05:39.647
87	2	2:00.525	36.047	31.404	53.074	261.5	3:07:40.172
88	2	2:00.289	35.928	31.403	52.958	262.8	3:09:40.461
89	2	2:00.534	36.042	31.409	53.083	261.5	3:11:40.995
90	2	2:00.547	36.169	31.400	52.978	262.1	3:13:41.542
91	2	2:01.034	36.381	31.393	53.260	262.8	3:15:42.576
92	2	2:00.461	35.959	31.320	53.182	263.4	3:17:43.037
93	2	2:01.382	36.176	31.318	53.888	263.4	3:19:44.419
94	2	2:01.148	36.458	31.382	53.308	264.1	3:21:45.567
95	2	2:16.204	36.214	31.410	1:08.580	262.8	3:24:01.771
96	2	3:50.775 B	1:16.919	57.782	1:36.074	129.7	3:27:52.546
97	1	3:55.887	2:31.631	31.390	52.866	260.2	3:31:48.433
98	1	2:18.050 B	35.619	31.281	1:11.150	260.2	3:34:06.483
99	1	12:08.492	...	31.845	53.492	258.4	3:46:14.975
100	1	2:00.352	35.984	31.509	52.859	259.6	3:48:15.327
101	1	2:00.336	35.814	31.365	53.157	261.5	3:50:15.663
102	1	2:04.026	37.389	33.323	53.314	262.8	3:52:19.689
103	1	2:00.448	35.951	31.357	53.140	261.5	3:54:20.137
104	1	2:00.305	35.877	31.306	53.122	262.1	3:56:20.442
105	1	2:00.399	35.804	31.370	53.225	262.8	3:58:20.841
106	1	2:00.835	36.437	31.267	53.131	266.0	4:00:21.676
107	1	2:00.342	35.940	31.288	53.114	261.5	4:02:22.018
108	1	2:00.598	36.082	31.288	53.228	262.1	4:04:22.616
109	1	2:00.594	36.081	31.167	53.346	265.4	4:06:23.210
110	1	2:02.425	36.824	31.146	54.455	267.3	4:08:25.635
111	1	2:00.731	36.082	31.354	53.295	262.8	4:10:26.366
112	1	2:01.042	35.982	31.383	53.677	262.8	4:12:27.408
113	1	2:01.322	36.107	31.443	53.772	261.5	4:14:28.730
114	1	2:10.919 B	36.086	31.372	1:03.461	263.4	4:16:39.649
115	1	5:51.933	4:26.762	31.285	53.886	260.9	4:22:31.582
116	1	1:59.415	35.830	30.961	52.624	262.8	4:24:30.997
117	1	1:59.506	35.557	31.207	52.742	261.5	4:26:30.503
118	1	2:00.038	36.066	31.136	52.836	264.1	4:28:30.541
119	1	2:00.489	35.759	30.919	53.811	268.0	4:30:31.030
120	1	2:00.640	36.511	31.100	53.029	269.3	4:32:31.670
121	1	1:59.741	35.652	31.362	52.727	261.5	4:34:31.411
122	1	1:59.973	35.700	31.220	53.053	262.8	4:36:31.384
123	1	2:00.058	35.668	31.295	53.095	261.5	4:38:31.442
124	1	2:00.090	35.602	31.350	53.138	261.5	4:40:31.532
125	1	2:00.215	35.765	31.379	53.071	261.5	4:42:31.747
126	1	2:00.366	35.845	31.333	53.188	262.1	4:44:32.113
127	1	2:00.880	36.344	31.238	53.298	262.8	4:46:32.993
128	1	2:01.052	36.237	31.352	53.463	262.1	4:48:34.045
129	1	2:00.609	35.987	31.320	53.302	262.1	4:50:34.654
130	1	2:00.623	35.977	31.269	53.377	261.5	4:52:35.277
131	1	2:00.921	36.036	31.298	53.587	262.1	4:54:36.198
132	1	2:00.931	35.817	31.442	53.672	263.4	4:56:37.129
133	1	2:01.355	36.325	31.040	53.990	269.3	4:58:38.484
134	1	2:01.168	36.665	31.199	53.304	262.1	5:00:39.652
135	1	2:00.807	36.119	31.183	53.505	263.4	5:02:40.459
136	1	2:00.825	36.011	31.237	53.577	261.5	5:04:41.284
137	1	1:59.972	35.776	31.109	53.087	264.1	5:06:41.256
138	1	2:00.298	36.030	30.977	53.291	262.8	5:08:41.554
139	1	2:00.044	35.898	31.110	53.036	263.4	5:10:41.598
140	1	1:59.858	35.790	31.088	52.980	264.1	5:12:41.456
141	1	2:07.679 B	35.805	31.120	1:00.754	263.4	5:14:49.135
142	2	3:33.357	2:07.268	31.642	54.447	261.5	5:18:22.492
143	2	2:01.765	36.960	31.397	53.408	261.5	5:20:24.257
144	2	2:01.634	36.807	31.283	53.544	264.1	5:22:25.891
145	2	2:01.415	36.333	31.447	53.635	262.1	5:24:27.306
146	2	2:01.171	36.462	31.333	53.376	267.3	5:26:28.477
147	2	2:00.800	36.124	31.255	53.421	264.7	5:28:29.277
148	2	2:00.599	36.109	31.221	53.269	264.7	5:30:29.876
149	2	2:01.896	36.731	31.323	53.842	264.7	5:32:31.772
150	2	2:03.597	36.674	31.101	55.822	269.3	5:34:35.369
151	2	2:01.568	36.604	31.527	53.437	262.1	5:36:36.937
152	2	2:01.070	36.267	31.441	53.362	263.4	5:38:38.007
153	2	2:01.358	36.603	31.340	53.415	262.8	5:40:39.365
154	2	2:01.190	36.401	31.398	53.391	262.1	5:42:40.555
155	2	2:01.354	36.279	31.432	53.643	262.1	5:44:41.909
156	2	2:01.407	36.330	31.395	53.682	262.8	5:46:43.316
157	2	2:03.095	36.609	31.480	55.006	250.6	5:48:46.411
158	2	2:01.574	36.439	31.333	53.802	262.8	5:50:47.985
159	2	2:02.309	36.784	31.496	54.029	263.4	5:52:50.294
160	2	2:01.867	36.490	31.484	53.893	263.4	5:54:52.161
161	2	2:02.046	36.877	31.461	53.708	266.0	5:56:54.207
162	2	2:01.661	36.537	31.322	53.802	262.8	5:58:55.868
163	2	2:01.740	36.620	31.385	53.735	267.3	6:00:57.608

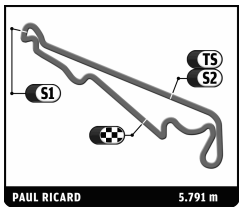

LE MANS SERIES
6 HOURS OF LE CASTELLET
Race

Sector Analysis

Personal Best | Session Best | B Crossing the finish line in pit lane

91 — **Hope Racing** — FLM - Oreca - 09 — FLM
Luca Moro, Nicola Marroc, Zhang Shanqi

Lap	D	Time	Sector 1	Sector 2	Sector 3	T. Spd	Elapsed
1	3	4:12.089 B	1:16.258	1:01.798	1:54.033	117.1	4:12.089
2	3	4:12.559	1:08.970	1:14.372	1:49.217	103.2	8:24.648
3	3	2:01.684	38.223	30.542	52.919	267.3	10:26.332
4	3	1:59.213	36.522	30.428	52.263	268.7	12:25.545
5	3	1:59.946	36.210	30.306	53.430	272.7	14:25.491
6	3	2:00.440	36.688	30.623	53.129	273.4	16:25.931
7	3	1:58.055	35.710	30.363	51.982	267.3	18:23.986
8	3	1:56.856	35.280	30.094	51.482	268.7	20:20.842
9	3	3:36.826	41.354	1:08.424	1:47.048	103.4	23:57.668
10	3	3:32.162	1:05.113	1:06.064	1:20.985	119.5	27:29.830
11	3	2:00.563	36.370	31.350	52.843	258.4	29:30.393
12	3	2:06.267	42.527	30.252	53.488	268.7	31:36.660
13	3	1:57.680	36.055	30.290	51.335	266.7	33:34.340
14	3	1:58.476	35.496	30.363	52.617	266.7	35:32.816
15	3	1:58.697	35.537	30.380	52.780	268.7	37:31.513
16	3	1:59.707	35.630	30.156	53.921	269.3	39:31.220
17	3	1:58.207	35.596	30.247	52.364	266.0	41:29.427
18	3	1:57.857	35.495	30.141	52.221	272.0	43:27.284
19	3	1:57.768	35.730	30.265	51.773	266.0	45:25.052
20	3	1:57.956	35.479	30.362	52.115	268.0	47:23.008
21	3	1:57.442	35.487	30.229	51.726	266.7	49:20.450
22	3	1:58.337	35.624	30.356	52.357	266.7	51:18.787
23	3	1:58.108	35.606	30.214	52.288	267.3	53:16.895
24	3	1:58.012	35.535	30.500	51.977	266.0	55:14.907
25	3	1:59.642	35.502	31.699	52.441	267.3	57:14.549
26	3	2:11.879	48.172	30.991	52.716	267.3	59:26.428
27	3	1:58.497	35.448	30.474	52.575	266.7	1:01:24.925
28	3	1:58.596	35.791	30.250	52.555	270.7	1:03:23.521
29	3	3:04.627 B	35.869	30.429	1:58.329	267.3	1:06:28.148
30	3	2:17.000	53.095	30.895	53.010	266.7	1:08:45.148
31	3	2:00.686	36.553	30.625	53.508	265.4	1:10:45.834
32	3	1:59.101	35.771	30.628	52.702	271.4	1:12:44.935
33	3	2:00.323	36.038	30.627	53.658	266.7	1:14:45.258
34	3	1:59.243	35.951	30.376	52.916	267.3	1:16:44.501
35	3	1:58.400	35.895	30.444	52.061	267.3	1:18:42.901
36	3	1:59.298	35.627	30.211	53.460	268.0	1:20:42.199
37	3	2:00.840	37.247	31.227	52.366	267.3	1:22:43.039
38	3	1:58.322	35.626	30.371	52.325	268.7	1:24:41.361
39	3	1:57.800	35.562	30.442	51.796	266.7	1:26:39.161
40	3	2:00.309	35.776	30.234	54.299	268.7	1:28:39.470
41	3	1:59.165	36.399	30.370	52.396	270.0	1:30:38.635
42	3	2:00.001	36.714	30.643	52.644	270.0	1:32:38.636
43	3	1:58.892	35.982	30.404	52.506	269.3	1:34:37.528
44	3	1:59.809	36.396	30.274	53.139	270.0	1:36:37.337
45	3	1:57.922	35.663	30.175	52.084	270.7	1:38:35.259
46	3	1:59.337	35.678	30.323	53.336	266.7	1:40:34.596
47	3	1:58.257	35.656	30.373	52.228	267.3	1:42:32.853
48	3	1:59.024	35.694	31.107	52.223	268.0	1:44:31.877
49	3	1:58.325	35.843	30.209	52.273	266.7	1:46:30.202
50	3	1:58.657	35.749	30.393	52.515	266.7	1:48:28.859
51	3	2:01.646	37.264	31.912	52.470	266.0	1:50:30.505
52	3	1:57.985	35.541	30.193	52.251	269.3	1:52:28.490
53	3	1:57.419	35.576	30.156	51.687	268.0	1:54:25.909
54	3	1:57.579	35.547	30.245	51.787	266.7	1:56:23.488
55	3	1:57.613	35.386	30.168	52.059	268.0	1:58:21.101
56	3	1:59.116	35.759	30.246	53.111	269.3	2:00:20.217
57	3	2:00.829	36.785	30.394	53.650	274.8	2:02:21.046
58	3	3:43.642 B	36.919	30.389	2:36.334	269.3	2:06:04.688
59	1	2:22.795	56.514	31.006	55.275	268.7	2:08:27.483
60	1	1:59.765	37.119	30.272	52.374	268.7	2:10:27.248
61	1	1:58.280	35.789	30.324	52.167	268.7	2:12:25.528
62	1	2:00.789	35.974	31.197	53.618	267.3	2:14:26.317
63	1	1:58.080	35.742	30.193	52.145	270.0	2:16:24.397
64	1	1:58.214	35.679	30.528	52.007	270.7	2:18:22.611
65	1	2:01.941	37.067	30.368	54.506	272.7	2:20:24.552
66	1	1:59.632	36.091	30.907	52.634	269.3	2:22:24.184
67	1	1:58.199	35.795	30.512	51.892	270.0	2:24:22.383
68	1	1:58.407	36.147	30.054	52.206	269.3	2:26:20.790
69	1	1:59.624	36.556	30.252	52.816	269.3	2:28:20.414
70	1	1:57.895	36.045	30.316	51.534	267.3	2:30:18.309
71	1	1:57.532	35.969	30.083	51.480	269.3	2:32:15.841
72	1	1:57.793	35.628	30.178	51.987	268.0	2:34:13.634
73	1	1:57.626	35.976	30.079	51.571	268.7	2:36:11.260
74	1	1:58.925	36.011	30.265	52.649	269.3	2:38:10.185
75	1	1:58.456	36.211	30.507	51.738	267.3	2:40:08.641
76	1	1:58.228	35.678	30.249	52.301	270.0	2:42:06.869
77	1	1:58.394	36.289	29.976	52.129	272.0	2:44:05.263
78	1	1:58.226	35.412	29.776	53.038	274.8	2:46:03.489
79	1	1:58.739	35.672	30.013	53.054	269.3	2:48:02.228
80	1	1:58.107	35.834	30.084	52.189	270.0	2:50:00.335
81	1	1:58.402	35.420	30.226	52.756	268.0	2:51:58.737
82	1	1:57.307	35.304	30.160	51.843	268.7	2:53:56.044
83	1	2:00.964	36.021	30.582	54.361	270.7	2:55:57.008
84	1	1:58.468	35.821	30.310	52.337	266.7	2:57:55.476
85	1	1:59.649	36.099	30.595	52.955	267.3	2:59:55.125
86	1	3:05.254 B	36.574	30.720	1:57.960	268.0	3:03:00.379
87	1	2:17.837	54.150	30.989	52.698	264.1	3:05:18.216
88	1	1:59.843	36.427	30.524	52.892	268.0	3:07:18.059
89	1	1:59.381	35.927	30.608	52.846	266.7	3:09:17.440
90	1	1:59.426	36.200	30.324	52.902	270.0	3:11:16.866
91	1	2:01.088	36.591	30.665	53.832	268.7	3:13:17.954
92	1	2:06.086	36.956	34.622	54.508	266.0	3:15:24.040
93	1	2:01.760	36.576	30.588	54.596	268.7	3:17:25.800

92 — **Neil Garner Motorsport** — FLM - Oreca - 09 — FLM
John Hartshorne, Steave Keating, Phil Keen

Lap	D	Time	Sector 1	Sector 2	Sector 3	T. Spd	Elapsed
1	3	4:17.558 B	1:18.303	1:01.664	1:57.591	115.8	4:17.558
2	3	4:08.943	1:07.480	1:13.017	1:48.446	115.5	8:26.501
3	3	2:01.102	37.203	30.726	53.173	268.0	10:27.603
4	3	1:58.342	36.065	30.222	52.055	269.3	12:25.945
5	3	1:59.098	36.470	30.169	52.459	268.7	14:25.043
6	3	1:57.934	35.589	30.197	52.148	270.0	16:22.977
7	3	1:57.613	35.621	29.853	52.139	270.7	18:20.590
8	3	1:56.805	35.260	29.611	51.934	273.4	20:17.395
9	3	3:36.628	42.256	1:09.091	1:45.281	89.3	23:54.023
10	3	3:34.166	1:06.600	1:05.144	1:22.422	104.4	27:28.189
11	3	1:57.634	35.916	30.434	51.284	265.4	29:25.823
12	3	1:55.982	35.155	30.124	50.703	265.4	31:21.805
13	3	1:55.554	34.810	30.107	50.637	267.3	33:17.359
14	3	1:55.084	34.774	29.976	50.334	268.0	35:12.443
15	3	1:55.230	34.877	30.179	50.174	266.7	37:07.673
16	3	1:55.185	34.688	30.041	50.456	266.7	39:02.858

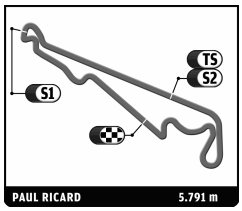

LE MANS SERIES

6 HOURS OF LE CASTELLET

Race

Sector Analysis

Personal Best | Session Best | B Crossing the finish line in pit lane

Lap	D	Time	Sector 1	Sector 2	Sector 3	T. Spd	Elapsed	Lap	D	Time	Sector 1	Sector 2	Sector 3	T. Spd	Elapsed
17	3	1:55.290	34.759	30.125	50.406	265.4	40:58.148	75	1	2:14.464 B	37.844	30.860	1:05.760	252.9	2:40:14.934
18	3	1:55.109	34.642	30.115	50.352	266.0	42:53.257	76	1	7:11.426	5:45.640	31.445	54.341	262.8	2:47:26.360
19	3	1:56.162	34.703	30.129	51.330	267.3	44:49.419	77	1	2:02.823	37.137	30.918	54.768	264.7	2:49:29.183
20	3	1:58.346	36.444	30.872	51.030	267.3	46:47.765	78	1	2:01.903	36.730	30.714	54.459	264.7	2:51:31.086
21	3	1:56.818	34.993	30.128	51.697	266.7	48:44.583	79	1	2:02.773	37.022	31.060	54.691	263.4	2:53:33.859
22	3	1:55.497	34.980	30.024	50.493	268.0	50:40.080	80	1	2:04.605	38.298	31.422	54.885	268.7	2:55:38.464
23	3	1:55.676	34.755	30.061	50.860	267.3	52:35.756	81	1	2:06.002	38.267	30.958	56.777	266.0	2:57:44.466
24	3	1:56.433	35.252	30.197	50.984	269.3	54:32.189	82	1	2:02.043	37.119	30.518	54.406	268.0	2:59:46.509
25	3	2:05.117 B	35.265	30.099	59.753	266.0	56:37.306	83	1	2:02.040	36.838	30.451	54.751	267.3	3:01:48.549
26	3	2:55.197	1:33.358	30.362	51.477	255.3	59:32.503	84	1	2:00.986	36.631	30.409	53.946	267.3	3:03:49.535
27	3	1:56.693	35.314	30.238	51.141	266.0	1:01:29.196	85	1	2:12.098 B	36.987	30.711	1:04.400	267.3	3:06:01.633
28	3	1:56.220	35.045	30.228	50.947	267.3	1:03:25.416	86	2	14:05.020	...	32.771	56.052	260.2	3:20:06.653
29	3	1:57.693	36.036	30.227	51.430	266.0	1:05:23.109	87	2	2:05.096	37.777	31.767	55.552	266.0	3:22:11.749
30	3	1:56.040	34.847	30.103	51.090	268.0	1:07:19.149	88	2	3:43.177 B	48.674	1:09.668	1:44.835	90.0	3:25:54.926
31	3	1:56.380	35.038	30.153	51.189	266.7	1:09:15.529	89	2	4:47.593	2:55.377	54.097	58.119	242.2	3:30:42.519
32	3	1:56.353	34.842	30.058	51.453	270.0	1:11:11.882	90	2	2:04.844	38.276	31.635	54.933	268.0	3:32:47.363
33	3	1:55.436	34.897	30.064	50.475	267.3	1:13:07.318	91	2	2:04.726	38.718	31.330	54.678	266.0	3:34:52.089
34	3	1:55.623	34.795	30.236	50.592	267.3	1:15:02.941	92	2	2:03.776	37.335	31.324	55.117	265.4	3:36:55.865
35	3	1:55.856	34.901	30.136	50.819	266.7	1:16:58.797	93	2	2:01.724	36.571	31.092	54.061	264.1	3:38:57.589
36	3	1:55.496	34.694	30.068	50.734	268.0	1:18:54.293	94	2	2:01.796	36.924	30.884	53.988	266.0	3:40:59.385
37	3	1:56.451	35.059	30.006	51.386	266.7	1:20:50.744	95	2	2:01.323	36.777	30.822	53.724	265.4	3:43:00.708
38	3	1:56.755	35.798	30.285	50.672	269.3	1:22:47.499	96	2	2:01.436	36.832	31.015	53.589	264.7	3:45:02.144
39	3	1:56.040	35.219	30.064	50.757	267.3	1:24:43.539	97	2	2:00.915	36.441	30.910	53.564	266.0	3:47:03.059
40	3	1:55.941	34.887	30.003	51.051	267.3	1:26:39.480	98	2	2:01.478	36.823	31.268	53.387	265.4	3:49:04.537
41	3	1:56.936	35.785	29.888	51.263	272.0	1:28:36.416	99	2	1:59.828	36.288	30.500	53.040	265.4	3:51:04.365
42	3	1:57.476	35.542	30.066	51.868	270.7	1:30:33.892	100	2	2:00.841	36.524	30.467	53.850	265.4	3:53:05.206
43	3	1:55.597	34.904	29.947	50.746	266.7	1:32:29.489	101	2	2:02.064	37.092	30.820	54.152	268.0	3:55:07.270
44	3	1:55.660	34.870	29.942	50.848	267.3	1:34:25.149	102	2	2:13.546 B	37.729	31.650	1:04.167	264.1	3:57:20.816
45	3	1:55.743	34.839	29.786	51.118	268.7	1:36:20.892	103	2	4:08.919	2:42.259	31.491	55.169	264.7	4:01:29.735
46	3	1:56.567	35.643	29.996	50.928	268.7	1:38:17.459	104	2	2:04.253	37.909	30.559	55.785	265.4	4:03:33.988
47	3	1:56.262	34.859	30.001	51.402	267.3	1:40:13.721	105	2	2:03.874	37.580	30.797	55.497	266.7	4:05:37.862
48	3	1:55.265	34.825	30.074	50.366	266.7	1:42:08.986	106	2	2:04.651	38.307	31.119	55.225	266.7	4:07:42.513
49	3	1:55.984	35.057	29.927	51.000	268.7	1:44:04.970	107	2	2:34.248	37.249	30.957	1:26.042	264.7	4:10:16.761
50	3	2:03.927 B	34.848	29.887	59.192	271.4	1:46:08.897	108	2	2:04.704	38.915	31.146	54.643	266.7	4:12:21.465
51	1	4:26.902	2:56.875	32.410	57.617	262.8	1:50:35.799	109	2	2:03.475	37.367	30.774	55.334	266.7	4:14:24.940
52	1	2:04.414	37.743	31.445	55.226	262.8	1:52:40.213	110	2	2:03.673	37.741	30.719	55.213	264.7	4:16:28.613
53	1	2:03.657	37.334	31.031	55.292	265.4	1:54:43.870	111	2	2:03.412	37.473	31.555	54.384	262.8	4:18:32.025
54	1	2:05.206	37.366	31.816	56.024	265.4	1:56:49.076	112	2	2:03.746	37.159	31.322	55.265	262.8	4:20:35.771
55	1	2:04.776	37.762	31.002	56.012	264.7	1:58:53.852	113	2	2:03.127	37.532	30.944	54.651	266.7	4:22:38.898
56	1	2:04.735	37.405	31.433	55.897	264.1	2:00:58.587	114	2	2:04.883	38.490	31.085	55.308	266.0	4:24:43.781
57	1	2:03.073	36.949	31.124	55.000	264.7	2:03:01.660	115	2	2:05.990	37.622	31.444	56.924	266.7	4:26:49.771
58	1	2:04.514	37.641	30.999	55.874	266.0	2:05:06.174	116	2	2:02.716	37.619	30.680	54.417	265.4	4:28:52.487
59	1	2:06.370	37.503	31.059	57.808	264.7	2:07:12.544	117	2	2:10.936	44.850	31.168	54.918	265.4	4:31:03.423
60	1	2:03.720	37.762	30.809	55.149	266.7	2:09:16.264	118	2	2:01.706	37.359	30.575	53.772	265.4	4:33:05.129
61	1	2:02.424	37.413	30.631	54.380	267.3	2:11:18.688	119	2	2:01.562	36.626	30.774	54.162	267.3	4:35:06.691
62	1	2:03.624	37.022	30.975	55.627	250.6	2:13:22.312	120	2	2:02.214	37.353	30.749	54.112	265.4	4:37:08.905
63	1	2:03.103	37.251	30.892	54.960	264.1	2:15:25.415	121	2	2:02.416	37.088	31.111	54.217	264.7	4:39:11.321
64	1	2:04.392	37.989	30.980	55.423	264.1	2:17:29.807	122	2	2:02.893	37.374	31.261	54.258	265.4	4:41:14.214
65	1	2:03.337	37.771	30.843	54.723	265.4	2:19:33.144	123	2	2:02.064	37.520	30.780	53.764	264.7	4:43:16.278
66	1	2:03.810	37.213	30.763	55.834	264.1	2:21:36.954	124	2	2:04.561	38.149	31.968	54.444	264.7	4:45:20.839
67	1	2:03.991	38.917	30.691	54.383	266.7	2:23:40.945	125	2	2:02.466	37.343	30.740	54.383	266.0	4:47:23.305
68	1	2:01.418	36.899	30.678	53.841	267.3	2:25:42.363	126	2	2:14.675 B	37.812	31.018	1:05.845	264.1	4:49:37.980
69	1	2:01.989	36.837	30.619	54.533	265.4	2:27:44.352	127	1	5:32.747	4:04.386	31.925	56.436	261.5	4:55:10.727
70	1	2:03.059	37.035	30.780	55.244	265.4	2:29:47.411	128	1	2:05.033	37.529	31.126	56.378	265.4	4:57:15.760
71	1	2:02.945	37.136	30.789	55.020	266.0	2:31:50.356	129	1	2:06.128	37.693	31.220	57.215	244.3	4:59:21.888
72	1	2:04.076	37.127	31.902	55.047	264.1	2:33:54.432	130	1	2:04.269	37.390	31.023	55.856	265.4	5:01:26.157
73	1	2:03.738	37.847	30.728	55.163	267.3	2:35:58.170	131	1	2:05.901	38.472	31.280	56.149	257.1	5:03:32.058
74	1	2:02.300	37.115	30.718	54.467	264.1	2:38:00.470	132	1	2:05.470	37.641	31.117	56.712	264.7	5:05:37.528

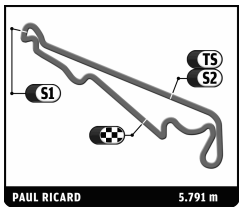

LE MANS SERIES
6 HOURS OF LE CASTELLET
Race

Sector Analysis

Personal Best | Session Best | **B** Crossing the finish line in pit lane

Lap	D	Time	Sector 1	Sector 2	Sector 3	T. Spd	Elapsed
133	1	2:04.710	37.780	30.977	55.953	266.0	5:07:42.238
134	1	2:04.000	37.334	30.776	55.890	264.1	5:09:46.238
135	1	2:05.085	37.884	30.859	56.342	268.7	5:11:51.323
136	1	2:04.949	38.265	31.132	55.552	265.4	5:13:56.272
137	1	2:04.177	37.867	30.829	55.481	266.7	5:16:00.449
138	1	2:04.060	37.961	30.963	55.136	268.7	5:18:04.509
139	1	2:03.438	37.281	30.774	55.383	266.0	5:20:07.947
140	1	2:03.413	37.514	30.635	55.264	264.7	5:22:11.360
141	1	2:05.463	37.727	31.005	56.731	264.7	5:24:16.823
142	1	2:03.862	37.853	31.057	54.952	266.7	5:26:20.685
143	1	2:04.692	38.204	30.980	55.508	267.3	5:28:25.377
144	1	2:06.518	37.541	30.745	58.232	267.3	5:30:31.895
145	1	2:04.738	38.533	30.978	55.227	266.7	5:32:36.633
146	1	2:13.675 **B**	37.678	30.686	1:05.311	266.7	5:34:50.308
147	2	4:17.688	2:50.384	32.151	55.153	264.1	5:39:07.996
148	2	2:04.972	37.977	31.712	55.283	255.3	5:41:12.968
149	2	2:04.904	38.119	31.378	55.407	267.3	5:43:17.872
150	2	2:08.997	39.720	31.598	57.679	267.3	5:45:26.869
151	2	2:05.375	38.186	31.655	55.534	264.7	5:47:32.244
152	2	2:05.272	38.456	31.371	55.445	266.7	5:49:37.516
153	2	2:05.772	37.737	32.239	55.796	258.4	5:51:43.288
154	2	2:06.644	38.241	32.112	56.291	241.6	5:53:49.932
155	2	2:23.441	55.267	32.403	55.771	255.9	5:56:13.373
156	2	2:04.998	38.777	31.322	54.899	264.7	5:58:18.371
157	2	2:03.156	37.736	30.988	54.432	266.0	6:00:21.527

93 **Genoa Racing** — FLM - Oreca - 09
Elton Julian, Christian Zugel — Jens Petersen — FLM

Lap	D	Time	Sector 1	Sector 2	Sector 3	T. Spd	Elapsed
1	2	4:14.410 **B**	1:17.800	1:01.542	1:55.068	123.7	4:14.410
2	2	4:11.988	1:09.852	1:13.172	1:48.964	109.2	8:26.398
3	2	2:11.921	41.115	32.257	58.549	263.4	10:38.319
4	2	2:22.156 **B**	39.845	32.774	1:09.537	250.0	13:00.475
5	2	3:42.251	2:11.931	32.717	57.603	262.1	16:42.726
6	2	2:06.754	38.927	32.334	55.493	259.0	18:49.480
7	2	2:14.656	38.847	32.002	1:03.807	261.5	21:04.136
8	2	3:06.564	43.679	39.843	1:43.042	138.5	24:10.700
9	2	3:31.266	1:04.367	1:07.802	1:19.097	107.7	27:41.966
10	2	2:09.848	39.430	32.948	57.470	235.3	29:51.814
11	2	2:06.605	38.658	31.965	55.982	257.8	31:58.419
12	2	2:06.707	38.313	32.052	56.342	257.8	34:05.126
13	2	2:06.898	38.337	32.559	56.002	260.2	36:12.024
14	2	2:06.411	38.504	31.947	55.960	258.4	38:18.435
15	2	2:06.006	37.652	32.016	56.338	256.5	40:24.441
16	2	2:05.637	38.280	31.855	55.502	256.5	42:30.078
17	2	2:06.845	38.750	32.742	55.353	254.1	44:36.923
18	2	2:04.787	37.751	31.951	55.085	255.9	46:41.710
19	2	2:04.836	37.448	31.902	55.486	255.3	48:46.546
20	2	2:05.139	37.793	31.877	55.469	258.4	50:51.685
21	2	2:04.314	37.582	31.988	54.744	257.8	52:55.999
22	2	2:05.868	38.264	32.011	55.593	240.0	55:01.867
23	2	2:05.946	38.919	31.836	55.191	257.1	57:07.813
24	2	2:29.554 **B**	38.060	32.246	1:19.248	257.1	59:37.367
25	3	4:36.718	3:12.716	30.766	53.236	260.2	1:04:14.085
26	3	1:59.781	36.305	30.648	52.828	261.5	1:06:13.866
27	3	1:57.424	35.384	30.739	51.301	262.8	1:08:11.290
28	3	1:56.700	34.976	30.244	51.480	264.1	1:10:07.990
29	3	1:58.247	35.773	30.234	52.240	267.3	1:12:06.237
30	3	1:57.526	35.073	30.659	51.794	262.8	1:14:03.763
31	3	1:57.272	35.240	30.559	51.473	263.4	1:16:01.035
32	3	1:57.523	35.353	30.524	51.646	265.4	1:17:58.558
33	3	1:58.911	35.933	30.447	52.531	266.0	1:19:57.469
34	3	1:57.890	35.553	30.653	51.684	262.8	1:21:55.359
35	3	1:58.394	35.994	30.563	51.837	265.4	1:23:53.753
36	3	1:57.071	35.401	30.357	51.313	265.4	1:25:50.824
37	3	1:57.973	35.667	30.412	51.894	266.0	1:27:48.797
38	3	1:58.277	35.909	30.331	52.037	263.4	1:29:47.074
39	3	1:58.160	35.309	30.384	52.467	265.4	1:31:45.234
40	3	1:58.303	36.202	30.559	51.542	262.8	1:33:43.537
41	3	1:57.056	35.393	30.367	51.296	265.4	1:35:40.593
42	3	1:57.696	35.929	30.649	51.118	264.7	1:37:38.289
43	3	1:57.073	35.753	30.308	51.012	264.1	1:39:35.362
44	3	1:57.715	35.508	30.392	51.815	263.4	1:41:33.077
45	3	1:56.665	35.014	30.510	51.141	262.8	1:43:29.742
46	3	1:56.391	35.300	30.311	50.780	266.0	1:45:26.133
47	3	1:59.021	35.802	30.250	52.969	268.0	1:47:25.154
48	3	1:56.490	35.356	30.434	50.700	264.1	1:49:21.644
49	3	1:56.502	35.374	30.308	50.820	264.7	1:51:18.146
50	3	1:56.776	35.140	30.338	51.298	266.7	1:53:14.922
51	3	1:57.576	35.535	30.488	51.553	264.7	1:55:12.498
52	3	1:58.929	36.292	30.321	52.316	266.0	1:57:11.427
53	3	2:07.445 **B**	35.495	30.498	1:01.452	262.8	1:59:18.872
54	3	3:01.793	1:37.716	30.656	53.421	266.0	2:02:20.665
55	3	1:58.392	36.166	30.775	51.451	262.8	2:04:19.057
56	3	1:56.956	35.528	30.293	51.135	264.1	2:06:16.013
57	3	1:57.542	35.462	30.696	51.384	262.8	2:08:13.555
58	3	1:57.441	35.242	30.613	51.586	262.8	2:10:10.996
59	3	1:57.308	35.289	30.579	51.440	263.4	2:12:08.304
60	3	1:58.819	35.510	30.554	52.755	268.7	2:14:07.123
61	3	2:00.006	37.352	30.860	51.794	264.7	2:16:07.129
62	3	1:58.774	36.100	30.449	52.225	265.4	2:18:05.903
63	3	1:59.274	35.766	30.779	52.729	260.9	2:20:05.177
64	3	1:58.180	36.054	30.652	51.474	262.1	2:22:03.357
65	3	1:57.410	35.454	30.591	51.365	263.4	2:24:00.767
66	3	1:57.454	35.433	30.172	51.849	268.0	2:25:58.221
67	3	1:57.134	35.255	30.485	51.394	263.4	2:27:55.355
68	3	1:58.680	36.055	30.710	51.915	263.4	2:29:54.035
69	3	1:58.203	36.098	30.652	51.453	263.4	2:31:52.238
70	3	1:58.462	36.339	30.631	51.492	264.1	2:33:50.700
71	3	1:58.820	36.142	30.503	52.175	264.7	2:35:49.520
72	3	1:59.147	36.234	30.538	52.375	264.7	2:37:48.667
73	3	1:59.019	35.907	30.716	52.396	259.6	2:39:47.686
74	3	1:58.423	36.290	30.508	51.625	264.1	2:41:46.109
75	3	1:57.469	35.588	30.503	51.378	264.7	2:43:43.578
76	3	1:58.730	35.364	30.278	53.088	266.0	2:45:42.308
77	3	1:58.886	36.398	30.973	51.515	262.1	2:47:41.194
78	3	1:58.413	35.896	30.549	51.968	262.1	2:49:39.607
79	3	1:58.535	36.185	30.603	51.747	262.8	2:51:38.142
80	3	1:58.044	35.686	30.328	52.030	265.4	2:53:36.186
81	3	3:01.903	37.818	1:29.329	54.756	259.6	2:56:38.089
82	3	2:09.911 **B**	36.372	30.562	1:02.977	264.7	2:58:48.000
83	2	3:49.771	2:20.417	33.164	56.190	263.4	3:02:37.771
84	2	2:08.037	38.826	31.660	57.551	258.4	3:04:45.808
85	2	2:11.431	41.286	32.595	57.550	257.8	3:06:57.239
86	2	2:06.411	37.981	32.377	56.053	259.0	3:09:03.650
87	2	2:05.889	37.884	31.932	56.073	259.6	3:11:09.539

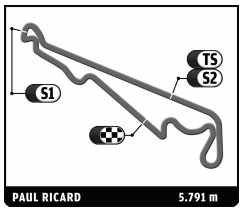

LE MANS SERIES
6 HOURS OF LE CASTELLET
Race

Sector Analysis

Personal Best | Session Best | B Crossing the finish line in pit lane

Lap	D	Time	Sector 1	Sector 2	Sector 3	T. Spd	Elapsed
88	2	2:06.133	37.655	32.011	56.467	249.4	3:13:15.672
89	2	2:07.550	38.601	32.312	56.637	257.8	3:15:23.222
90	2	2:08.188	38.935	31.824	57.429	260.2	3:17:31.410
91	2	2:13.213	39.919	32.718	1:00.576	258.4	3:19:44.623
92	2	2:07.330	39.490	32.125	55.715	260.2	3:21:51.953
93	2	2:22.422 B	40.976	32.698	1:08.748	259.0	3:24:14.375
94	1	5:24.511	2:53.753	1:05.264	1:25.494	119.6	3:29:38.886
95	1	2:00.994	36.496	29.978	54.520	275.5	3:31:39.880
96	1	1:59.413	36.836	30.783	51.794	266.7	3:33:39.293
97	1	1:58.108	36.062	30.641	51.405	264.7	3:35:37.401
98	1	1:57.320	35.493	30.309	51.518	264.7	3:37:34.721
99	1	1:56.617	35.119	30.492	51.006	262.8	3:39:31.338
100	1	1:56.141	35.014	30.370	50.757	264.1	3:41:27.479
101	1	1:56.295	35.160	30.413	50.722	263.4	3:43:23.774
102	1	1:56.775	35.225	30.283	51.267	267.3	3:45:20.549
103	1	1:56.271	35.169	30.509	50.593	263.4	3:47:16.820
104	1	1:56.475	35.086	30.640	50.749	262.1	3:49:13.295
105	1	1:56.026	34.967	30.532	50.527	262.8	3:51:09.321
106	1	1:56.256	35.049	30.358	50.849	263.4	3:53:05.577
107	1	1:57.499	36.146	30.472	50.881	264.7	3:55:03.076
108	1	1:59.292	35.534	30.628	53.130	265.4	3:57:02.368
109	1	1:58.209	35.375	30.358	52.476	264.1	3:59:00.577
110	1	1:58.869	35.806	30.253	52.810	268.7	4:00:59.446
111	1	1:59.465	37.217	30.889	51.359	261.5	4:02:58.911
112	1	1:57.014	35.191	30.508	51.315	263.4	4:04:55.925
113	1	1:56.822	35.378	30.420	51.024	264.7	4:06:52.747
114	1	1:56.738	35.353	30.325	51.060	264.7	4:08:49.485
115	1	1:57.882	35.427	30.267	52.188	267.3	4:10:47.367
116	1	1:57.205	35.570	30.403	51.232	266.7	4:12:44.572
117	1	1:57.368	35.849	30.492	51.027	263.4	4:14:41.940
118	1	1:56.661	35.296	30.455	50.910	262.8	4:16:38.601
119	1	1:57.093	35.489	30.458	51.146	263.4	4:18:35.694
120	1	1:56.879	35.132	30.455	51.292	263.4	4:20:32.573
121	1	1:57.907	35.418	30.172	52.317	268.0	4:22:30.480
122	1	2:08.804 B	36.340	30.773	1:01.691	265.4	4:24:39.284
123	1	3:13.159	1:50.935	30.656	51.568	262.8	4:27:52.443
124	1	1:57.112	35.542	30.373	51.197	264.7	4:29:49.555
125	1	1:58.820	36.028	31.221	51.571	263.4	4:31:48.375
126	1	1:57.821	36.088	30.602	51.131	264.7	4:33:46.196
127	1	1:56.813	35.223	30.372	51.218	266.7	4:35:43.009
128	1	1:57.601	35.621	30.370	51.610	266.7	4:37:40.610
129	1	1:58.266	35.318	30.283	52.665	268.7	4:39:38.876
130	1	1:57.117	35.511	30.637	50.969	263.4	4:41:35.993
131	1	1:57.525	35.666	30.618	51.241	264.1	4:43:33.518
132	1	1:59.845	37.292	30.711	51.842	263.4	4:45:33.363
133	1	1:58.460	36.710	30.487	51.263	264.7	4:47:31.823
134	1	1:58.373	35.554	30.466	52.353	262.8	4:49:30.196
135	1	1:56.633	35.185	30.454	50.994	263.4	4:51:26.829
136	1	1:56.876	35.475	30.405	50.996	263.4	4:53:23.705
137	1	1:57.859	35.362	30.402	52.095	265.4	4:55:21.564
138	1	1:56.927	35.479	30.596	50.852	262.1	4:57:18.491
139	1	1:57.268	35.399	30.746	51.123	260.2	4:59:15.759
140	1	1:56.325	35.217	30.449	50.659	262.1	5:01:12.084
141	1	1:56.478	35.280	30.536	50.662	262.8	5:03:08.562
142	1	1:56.221	35.167	30.408	50.646	262.8	5:05:04.783
143	1	1:56.850	35.086	30.362	51.402	265.4	5:07:01.633
144	1	1:56.519	35.230	30.476	50.813	265.4	5:08:58.152
145	1	1:56.541	35.507	30.324	50.710	264.7	5:10:54.693
146	1	1:57.449	35.386	30.269	51.794	268.7	5:12:52.142
147	1	1:59.479	35.375	30.309	53.795	268.7	5:14:51.621
148	1	1:58.094	35.538	30.547	52.009	250.0	5:16:49.715
149	1	1:57.531	36.088	30.397	51.046	264.7	5:18:47.246
150	1	1:58.551	35.484	30.253	52.814	270.7	5:20:45.797
151	1	2:06.370 B	35.371	30.292	1:00.707	264.7	5:22:52.167
152	1	2:47.660	1:25.715	30.745	51.200	262.1	5:25:39.827
153	1	1:56.722	35.359	30.549	50.814	262.8	5:27:36.549
154	1	1:57.883	35.534	30.454	51.895	264.7	5:29:34.432
155	1	1:56.889	35.521	30.525	50.843	263.4	5:31:31.321
156	1	1:56.535	35.318	30.580	50.637	264.7	5:33:27.856
157	1	1:56.575	35.299	30.418	50.858	266.0	5:35:24.431
158	1	1:56.719	35.442	30.482	50.795	264.1	5:37:21.150
159	1	1:58.306	35.729	31.134	51.443	266.0	5:39:19.456
160	1	1:58.720	35.354	30.537	52.829	264.1	5:41:18.176
161	1	1:59.791	36.381	30.475	52.935	266.0	5:43:17.967
162	1	1:58.052	35.765	30.528	51.759	264.7	5:45:16.019
163	1	1:57.576	35.649	30.439	51.488	264.1	5:47:13.595
164	1	1:57.721	35.403	30.481	51.837	265.4	5:49:11.316
165	1	1:58.210	35.978	30.263	51.969	269.3	5:51:09.526
166	1	1:58.996	36.078	30.509	52.409	266.0	5:53:08.522
167	1	1:56.541	35.408	30.313	50.820	265.4	5:55:05.063
168	1	1:59.306	35.276	30.311	53.719	267.3	5:57:04.369
169	1	1:57.501	35.826	30.476	51.199	267.3	5:59:01.870
170	1	1:57.392	35.674	30.466	51.252	266.7	6:00:59.262

95 **Pegasus Racing** — FLM - Oreca - 09
Mirco Schultis, Julien Schell, Patrick Simon — FLM

Lap	D	Time	Sector 1	Sector 2	Sector 3	T. Spd	Elapsed
1	2	4:19.075 B	1:18.950	1:03.513	1:56.612	168.5	4:19.075
2	2	4:07.760	1:06.752	1:13.764	1:47.244	98.9	8:26.835
3	2	2:01.858	37.642	30.692	53.524	266.0	10:28.693
4	2	1:58.778	35.597	30.400	52.781	267.3	12:27.471
5	2	1:58.230	35.760	30.359	52.111	267.3	14:25.701
6	2	1:58.816	36.199	30.675	51.942	266.0	16:24.517
7	2	1:57.256	35.226	30.387	51.643	266.0	18:21.773
8	2	1:57.403	35.040	30.194	52.169	268.0	20:19.176
9	2	3:37.626	42.418	1:08.575	1:46.633	95.7	23:56.802
10	2	3:32.526	1:05.139	1:05.936	1:21.451	112.6	27:29.328
11	2	1:59.030	36.140	30.402	52.488	269.3	29:28.358
12	2	1:57.655	35.159	30.423	52.073	264.7	31:26.013
13	2	1:57.225	35.266	30.457	51.502	266.0	33:23.238
14	2	1:56.906	35.105	30.421	51.380	265.4	35:20.144
15	2	1:57.981	36.205	30.393	51.383	266.0	37:18.125
16	2	1:57.128	35.100	30.466	51.562	264.1	39:15.253
17	2	1:57.070	35.191	30.455	51.424	263.4	41:12.323
18	2	1:57.012	35.076	30.482	51.454	263.4	43:09.335
19	2	1:56.856	35.000	30.455	51.401	262.8	45:06.191
20	2	1:57.080	34.964	30.497	51.619	262.8	47:03.271
21	2	1:58.706	36.034	30.888	51.784	268.0	49:01.977
22	2	1:58.071	35.575	30.420	52.076	266.0	51:00.048
23	2	1:57.547	35.080	30.412	52.055	266.7	52:57.595
24	2	1:58.607	36.218	30.606	51.783	262.8	54:56.202
25	2	1:57.124	34.997	30.418	51.709	262.8	56:53.326
26	2	1:56.203	34.932	30.193	51.078	266.7	58:49.529
27	2	1:57.911	35.430	30.370	52.111	266.7	1:00:47.440
28	2	2:05.489 B	35.310	30.393	59.786	264.7	1:02:52.929
29	2	3:06.121	1:42.956	30.739	52.426	264.1	1:05:59.050

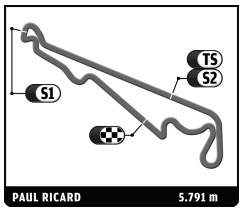

LE MANS SERIES

6 HOURS OF LE CASTELLET

Race

Sector Analysis

Personal Best | Session Best | B Crossing the finish line in pit lane

Lap	D	Time	Sector 1	Sector 2	Sector 3	T. Spd	Elapsed	Lap	D	Time	Sector 1	Sector 2	Sector 3	T. Spd	Elapsed
30	2	1:58.185	35.674	30.558	51.953	266.0	1:07:57.235	88	1	2:00.189	37.035	30.408	52.746	265.4	3:10:14.882
31	2	1:58.122	35.346	30.613	52.163	266.0	1:09:55.357	89	1	2:00.127	36.401	30.561	53.165	265.4	3:12:15.009
32	2	1:58.010	35.560	30.757	51.693	267.3	1:11:53.367	90	1	2:00.284	36.034	30.387	53.863	263.4	3:14:15.293
33	2	1:59.708	35.720	30.653	53.335	270.7	1:13:53.075	91	1	1:59.743	36.430	30.417	52.896	268.7	3:16:15.036
34	2	1:57.769	35.317	30.445	52.007	267.3	1:15:50.844	92	1	1:59.673	36.971	30.419	52.283	265.4	3:18:14.709
35	2	1:57.863	35.264	30.559	52.040	263.4	1:17:48.707	93	1	2:00.449	36.310	31.135	53.004	264.1	3:20:15.158
36	2	1:57.665	35.333	30.588	51.744	264.1	1:19:46.372	94	1	2:02.138	36.465	31.232	54.441	264.1	3:22:17.296
37	2	1:57.737	35.416	30.573	51.748	264.7	1:21:44.109	95	1	3:32.250	45.298	1:09.618	1:37.334	90.7	3:25:49.546
38	2	2:11.323	48.495	30.644	52.184	267.3	1:23:55.432	96	1	3:41.798	1:07.369	1:08.902	1:25.527	110.9	3:29:31.344
39	2	1:58.797	35.483	30.593	52.721	266.0	1:25:54.229	97	1	2:04.168	37.624	31.491	55.053	261.5	3:31:35.512
40	2	1:57.575	35.479	30.409	51.687	268.7	1:27:51.804	98	1	2:00.956	36.801	30.568	53.587	263.4	3:33:36.468
41	2	1:57.763	35.502	30.407	51.854	266.0	1:29:49.567	99	1	1:59.978	35.915	30.592	53.471	264.7	3:35:36.446
42	2	1:58.381	35.435	30.499	52.447	266.0	1:31:47.948	100	1	2:00.058	36.166	30.647	53.245	257.1	3:37:36.504
43	2	3:30.035	35.252	30.187	2:24.596	270.7	1:35:17.983	101	1	1:59.771	36.306	30.511	52.954	264.7	3:39:36.275
44	2	2:02.913	38.849	31.040	53.024	263.4	1:37:20.896	102	1	1:59.983	36.258	30.567	53.158	264.7	3:41:36.258
45	2	1:59.724	35.828	30.442	53.454	267.3	1:39:20.620	103	1	2:01.824	38.020	30.643	53.161	262.8	3:43:38.082
46	2	1:58.449	35.694	30.701	52.054	262.1	1:41:19.069	104	1	2:00.203	36.064	30.548	53.591	262.8	3:45:38.285
47	2	1:58.341	35.664	30.613	52.064	263.4	1:43:17.410	105	1	2:02.420	36.631	30.742	55.047	259.6	3:47:40.705
48	2	1:58.524	35.975	30.486	52.063	264.1	1:45:15.934	106	1	2:00.016	36.259	30.531	53.226	265.4	3:49:40.721
49	2	1:58.613	35.483	30.499	52.631	264.7	1:47:14.547	107	1	2:00.735	36.531	30.625	53.579	266.0	3:51:41.456
50	2	1:58.470	35.469	30.487	52.514	266.0	1:49:13.017	108	1	2:00.703	36.764	30.674	53.265	265.4	3:53:42.159
51	2	1:59.563	35.938	30.441	53.184	265.4	1:51:12.580	109	1	2:02.584	37.565	31.116	53.903	263.4	3:55:44.743
52	2	1:59.614	36.246	30.575	52.793	266.7	1:53:12.194	110	1	1:59.473	35.904	30.380	53.189	265.4	3:57:44.216
53	2	1:59.689	36.121	30.581	52.987	266.7	1:55:11.883	111	1	2:02.777	38.005	30.725	54.047	267.3	3:59:46.993
54	2	2:00.370	36.301	30.582	53.487	263.4	1:57:12.253	112	1	2:02.449	37.198	30.558	54.693	266.7	4:01:49.442
55	2	1:59.093	35.924	30.505	52.664	265.4	1:59:11.346	113	1	2:11.628 B	37.549	30.684	1:03.395	267.3	4:04:01.070
56	2	2:09.490 B	36.189	30.478	1:02.823	265.4	2:01:20.836	114	3	4:01.899	2:37.905	30.652	53.342	270.7	4:08:02.969
57	1	4:20.183	2:57.269	30.293	52.621	266.7	2:05:41.019	115	3	2:01.029	36.602	30.485	53.942	269.3	4:10:03.998
58	1	1:59.003	36.054	30.663	52.286	266.0	2:07:40.022	116	3	2:00.632	36.097	30.460	54.075	270.0	4:12:04.630
59	1	2:01.992	38.264	30.848	52.880	265.4	2:09:42.014	117	3	1:58.648	35.903	30.693	52.052	264.7	4:14:03.278
60	1	2:09.311 B	36.406	30.488	1:02.417	266.0	2:11:51.325	118	3	1:59.372	35.368	30.766	53.238	248.3	4:16:02.650
61	1	2:58.073	1:33.646	31.346	53.081	263.4	2:14:49.398	119	3	1:58.137	35.642	30.518	51.977	264.7	4:18:00.787
62	1	1:59.293	36.027	30.529	52.737	266.0	2:16:48.691	120	3	1:57.715	35.414	30.579	51.722	263.4	4:19:58.502
63	1	1:59.342	36.132	30.520	52.690	265.4	2:18:48.033	121	3	1:58.178	35.348	30.578	52.252	264.7	4:21:56.680
64	1	1:58.720	35.628	30.425	52.667	263.4	2:20:46.753	122	3	1:58.195	35.358	30.310	52.527	269.3	4:23:54.875
65	1	1:58.658	35.867	30.413	52.378	264.7	2:22:45.411	123	3	1:57.750	35.362	30.432	51.956	265.4	4:25:52.625
66	1	1:59.230	35.840	30.396	52.994	264.1	2:24:44.641	124	3	1:58.526	35.541	30.434	52.551	264.7	4:27:51.151
67	1	1:58.711	35.608	30.362	52.741	265.4	2:26:43.352	125	3	1:57.700	35.400	30.346	51.954	266.0	4:29:48.851
68	1	1:59.493	36.083	30.598	52.812	264.7	2:28:42.845	126	3	1:59.035	35.739	30.420	52.876	266.0	4:31:47.886
69	1	1:58.925	35.870	30.570	52.485	265.4	2:30:41.770	127	3	1:57.445	35.467	30.472	51.506	264.1	4:33:45.331
70	1	2:02.786	38.094	30.865	53.827	267.3	2:32:44.556	128	3	1:57.053	35.132	30.495	51.426	265.4	4:35:42.384
71	1	1:59.375	35.964	30.410	53.001	264.7	2:34:43.931	129	3	1:57.567	35.506	30.252	51.809	268.0	4:37:39.951
72	1	1:58.571	36.109	30.266	52.196	269.3	2:36:42.502	130	3	1:57.504	35.214	30.022	52.268	267.3	4:39:37.455
73	1	1:58.786	35.541	30.501	52.744	264.7	2:38:41.288	131	3	1:57.231	35.214	30.484	51.533	264.1	4:41:34.686
74	1	1:58.318	35.621	30.269	52.428	266.0	2:40:39.606	132	3	1:57.298	35.053	30.238	52.007	270.0	4:43:31.984
75	1	2:01.627	36.316	30.446	54.865	266.0	2:42:41.233	133	3	2:45.331	1:19.298	31.564	54.469	266.0	4:46:17.315
76	1	1:59.335	36.139	30.515	52.681	265.4	2:44:40.568	134	3	1:59.453	36.491	30.499	52.463	266.0	4:48:16.768
77	1	1:59.469	35.706	30.438	53.325	264.1	2:46:40.037	135	3	1:58.099	35.433	30.597	52.069	266.0	4:50:14.867
78	1	2:11.146	35.809	30.533	1:04.804	264.7	2:48:51.183	136	3	1:59.554	36.135	31.199	52.220	265.4	4:52:14.421
79	1	1:59.814	36.505	30.456	52.853	266.0	2:50:50.997	137	3	2:00.134	36.076	30.414	53.644	266.7	4:54:14.555
80	1	1:59.880	36.021	30.545	53.314	264.7	2:52:50.877	138	3	1:59.637	36.777	30.225	52.635	268.7	4:56:14.192
81	1	1:59.930	35.870	30.488	53.572	262.8	2:54:50.807	139	3	1:57.760	35.491	30.316	51.953	266.7	4:58:11.952
82	1	1:59.755	36.124	30.756	52.875	263.4	2:56:50.562	140	3	1:58.614	35.289	30.282	53.043	264.7	5:00:10.566
83	1	1:58.835	35.830	30.481	52.524	264.7	2:58:49.397	141	3	2:08.597 B	36.421	30.350	1:01.826	266.0	5:02:19.163
84	1	1:58.156	35.366	30.158	52.632	264.7	3:00:47.553	142	3	2:58.956	1:35.771	30.626	52.559	264.1	5:05:18.119
85	1	2:09.710 B	35.814	30.469	1:03.427	266.0	3:02:57.263	143	3	1:58.818	35.958	30.661	52.199	264.1	5:07:16.937
86	1	3:15.929	1:50.987	30.421	54.521	269.3	3:06:13.192	144	3	1:58.479	35.769	30.619	52.091	264.1	5:09:15.416
87	1	2:01.501	36.480	30.443	54.578	269.3	3:08:14.693	145	3	1:58.628	36.175	30.152	52.301	270.0	5:11:14.044

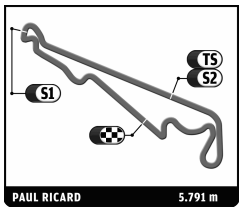

LE MANS SERIES
6 HOURS OF LE CASTELLET
Race

Sector Analysis

Personal Best | Session Best | B Crossing the finish line in pit lane

Lap	D	Time	Sector 1	Sector 2	Sector 3	T. Spd	Elapsed
146	3	1:58.084	35.556	30.563	51.965	265.4	5:13:12.128
147	3	1:58.087	35.387	30.415	52.285	265.4	5:15:10.215
148	3	1:57.817	35.611	30.360	51.846	266.0	5:17:08.032
149	3	1:57.759	35.488	30.349	51.922	266.0	5:19:05.791
150	3	1:58.437	35.491	30.195	52.751	268.7	5:21:04.228
151	3	1:58.808	36.207	30.122	52.479	269.3	5:23:03.036
152	3	1:58.574	35.524	30.376	52.674	267.3	5:25:01.610
153	3	1:59.303	36.161	30.206	52.936	268.7	5:27:00.913
154	3	1:58.917	35.875	30.523	52.519	269.3	5:28:59.830
155	3	1:57.879	35.416	30.465	51.998	264.7	5:30:57.709
156	3	1:57.915	35.505	30.377	52.033	266.0	5:32:55.624
157	3	1:59.255	35.948	30.235	53.072	272.0	5:34:54.879
158	3	1:57.712	35.520	30.048	52.144	268.0	5:36:52.591
159	3	1:57.988	35.377	30.384	52.227	266.0	5:38:50.579
160	3	1:58.981	35.602	30.312	53.067	268.0	5:40:49.560
161	3	1:57.912	35.506	30.395	52.011	265.4	5:42:47.472
162	3	1:58.270	35.609	30.341	52.320	265.4	5:44:45.742
163	3	1:58.160	35.387	30.401	52.372	267.3	5:46:43.902
164	3	2:00.180	36.466	30.743	52.971	268.0	5:48:44.082
165	3	2:00.303	36.098	30.537	53.668	266.0	5:50:44.385
166	3	1:58.718	35.681	30.456	52.581	266.7	5:52:43.103
167	3	1:59.009	35.880	30.386	52.743	266.7	5:54:42.112
168	3	1:58.905	35.937	30.396	52.572	265.4	5:56:41.017
169	3	1:59.470	36.063	30.478	52.929	266.0	5:58:40.487
170	3	2:00.408	36.000	30.152	54.256	272.7	6:00:40.895

99 JMB Racing — FLM - Oreca - 09
Manuel Rodrigues, Jean-Marc Menahem — Nicolas Misslin — FLM

Lap	D	Time	Sector 1	Sector 2	Sector 3	T. Spd	Elapsed
1	1	4:44.334 B	1:32.424	1:06.095	2:05.815	129.7	4:44.334
2	1	25:38.897	...	32.363	57.045	260.9	30:23.231
3	1	2:02.476	36.957	30.965	54.554	265.4	32:25.707
4	1	2:02.296	36.821	31.097	54.378	267.3	34:28.003
5	1	2:00.697	36.079	30.920	53.698	266.0	36:28.700
6	1	2:00.428	36.531	30.813	53.084	265.4	38:29.128
7	1	2:00.255	36.069	30.992	53.194	263.4	40:29.383
8	1	2:01.876	36.147	30.992	54.737	264.1	42:31.259
9	1	2:03.009	38.064	31.712	53.233	262.8	44:34.268
10	1	1:59.581	35.990	30.808	52.783	264.1	46:33.849
11	1	1:59.472	36.127	30.604	52.741	264.7	48:33.321
12	1	2:00.572	36.507	30.842	53.223	266.0	50:33.893
13	1	2:00.245	36.873	30.637	52.735	267.3	52:34.138
14	1	2:01.103	36.410	30.782	53.911	268.7	54:35.241
15	1	2:00.329	36.369	31.241	52.719	264.1	56:35.570
16	1	1:58.967	36.427	30.434	52.106	266.0	58:34.537
17	1	1:58.481	35.798	30.486	52.197	266.0	1:00:33.018
18	1	1:59.865	36.623	30.737	52.505	266.7	1:02:32.883
19	1	2:00.865	36.864	31.179	52.822	268.0	1:04:33.748
20	1	2:01.295	37.402	31.126	52.767	267.3	1:06:35.043
21	1	1:59.384	36.139	30.306	52.939	269.3	1:08:34.427
22	1	1:58.849	35.827	30.506	52.516	267.3	1:10:33.276
23	1	1:59.604	35.897	30.391	53.316	268.7	1:12:32.880
24	1	2:00.222	36.822	31.048	52.352	265.4	1:14:33.102
25	1	2:18.066	36.079	49.197	52.790	266.7	1:16:51.168
26	1	1:59.006	35.880	30.622	52.504	269.3	1:18:50.174
27	1	1:59.080	36.283	30.265	52.532	270.7	1:20:49.254
28	1	2:00.595	36.976	30.723	52.896	270.0	1:22:49.849
29	1	2:11.947 B	36.505	30.482	1:04.960	270.0	1:25:01.796
30	2	5:49.327	4:22.922	30.904	55.501	265.4	1:30:51.123
31	2	2:02.447	37.264	30.726	54.457	265.4	1:32:53.570
32	2	2:02.218	37.421	30.677	54.120	266.7	1:34:55.788
33	2	2:01.599	36.860	30.905	53.834	263.4	1:36:57.387
34	2	2:01.462	36.723	30.973	53.766	268.0	1:38:58.849
35	2	2:01.107	36.990	30.631	53.486	268.7	1:40:59.956
36	2	2:02.048	36.262	30.508	55.278	266.7	1:43:02.004
37	2	2:01.226	37.163	30.652	53.411	266.0	1:45:03.230
38	2	2:00.704	36.704	30.663	53.337	264.7	1:47:03.934
39	2	2:00.021	36.464	30.663	52.894	263.4	1:49:03.955
40	2	1:59.524	36.205	30.421	52.898	264.1	1:51:03.479
41	2	1:59.546	36.363	30.292	52.891	268.0	1:53:03.025
42	2	2:20.979	38.499	49.234	53.246	266.7	1:55:24.004
43	2	2:01.682	37.188	31.275	53.219	268.0	1:57:25.686
44	2	2:00.052	36.708	30.457	52.887	268.0	1:59:25.738
45	2	2:04.194	37.256	30.908	56.030	264.7	2:01:29.932
46	2	2:02.557	38.011	30.989	53.557	266.0	2:03:32.489
47	2	2:00.295	36.551	30.526	53.218	268.7	2:05:32.784
48	2	2:00.702	36.684	30.349	53.669	270.7	2:07:33.486
49	2	1:58.927	36.169	30.289	52.469	266.0	2:09:32.413
50	2	2:00.567	37.569	30.580	52.418	266.7	2:11:32.980
51	2	1:59.461	36.338	30.580	52.543	266.0	2:13:32.441
52	2	2:00.749	36.100	30.454	54.195	266.7	2:15:33.190
53	2	2:01.146	36.887	30.470	53.789	265.4	2:17:34.336
54	2	2:00.243	36.435	30.410	53.398	266.7	2:19:34.579
55	2	2:02.471	36.476	30.329	55.666	267.3	2:21:37.050
56	2	2:01.694	37.985	30.632	53.077	265.4	2:23:38.744
57	2	2:11.129 B	37.932	30.800	1:02.397	264.7	2:25:49.873
58	2	3:04.482	1:38.265	31.543	54.674	263.4	2:28:54.355
59	2	2:01.214	36.851	30.664	53.699	264.7	2:30:55.569
60	2	2:01.389	37.256	30.724	53.409	264.7	2:32:56.958
61	2	2:01.927	37.078	31.010	53.839	263.4	2:34:58.885
62	2	2:01.516	37.051	30.789	53.676	264.7	2:37:00.401
63	2	2:01.675	36.919	30.762	53.994	265.4	2:39:02.076
64	2	2:00.797	36.565	30.632	53.600	266.7	2:41:02.873
65	2	2:00.924	36.826	30.414	53.684	266.7	2:43:03.797
66	2	2:03.516	37.513	30.686	55.317	264.1	2:45:07.313
67	2	2:02.823	38.042	31.085	53.696	264.1	2:47:10.136
68	2	2:01.738	37.335	30.795	53.608	266.0	2:49:11.874
69	2	2:01.495	36.570	30.671	54.254	265.4	2:51:13.369
70	2	2:00.308	36.720	30.585	53.003	265.4	2:53:13.677
71	2	1:59.960	36.812	30.514	52.634	266.0	2:55:13.637
72	2	2:00.645	36.513	30.711	53.421	268.0	2:57:14.282
73	2	2:01.867	37.342	30.812	53.713	266.7	2:59:16.149
74	2	2:02.736	38.217	30.556	53.963	265.4	3:01:18.885
75	2	2:02.573	38.639	30.639	53.295	266.0	3:03:21.458
76	2	2:01.247	37.497	30.484	53.266	264.7	3:05:22.705
77	2	2:03.272	37.717	31.840	53.715	266.7	3:07:25.977
78	2	2:00.687	36.695	30.596	53.396	266.7	3:09:26.664
79	2	2:02.097	37.540	31.443	53.114	264.1	3:11:28.761
80	2	2:00.197	36.785	30.526	52.886	265.4	3:13:28.958
81	2	2:00.641	36.846	30.882	52.913	266.0	3:15:29.599
82	2	2:02.199	37.259	30.544	54.396	268.0	3:17:31.798
83	2	2:02.397	38.038	30.463	53.896	268.7	3:19:34.195
84	2	2:03.412	37.896	30.429	55.087	268.7	3:21:37.607
85	2	2:30.042 B	37.915	36.227	1:15.900	226.4	3:24:07.649
86	3	5:31.060	2:59.627	1:05.531	1:25.902	124.0	3:29:38.709
87	3	2:02.397	37.490	30.549	54.358	270.0	3:31:41.106

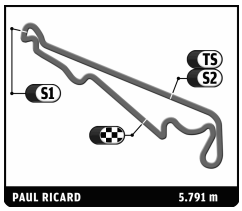

LE MANS SERIES

6 HOURS OF LE CASTELLET

Race

Sector Analysis

Personal Best | Session Best | **B** Crossing the finish line in pit lane

Lap	D	Time	Sector 1	Sector 2	Sector 3	T. Spd	Elapsed
88	3	2:01.405	36.893	30.689	53.823	270.0	3:33:42.511
89	3	1:59.474	36.446	30.557	52.471	267.3	3:35:41.985
90	3	1:59.298	36.194	30.499	52.605	268.0	3:37:41.283
91	3	1:58.951	35.682	30.118	53.151	270.0	3:39:40.234
92	3	1:59.747	36.080	30.606	53.061	267.3	3:41:39.981
93	3	1:59.842	35.964	31.557	52.321	264.7	3:43:39.823
94	3	1:58.660	35.850	30.469	52.341	266.7	3:45:38.483
95	3	1:59.741	36.708	30.354	52.679	267.3	3:47:38.224
96	3	1:58.584	35.787	30.521	52.276	267.3	3:49:36.808
97	3	1:59.069	36.109	30.529	52.431	266.7	3:51:35.877
98	3	2:00.408	36.176	30.550	53.682	268.7	3:53:36.285
99	3	1:59.773	36.307	30.621	52.845	270.0	3:55:36.058
100	3	2:13.914 **B**	35.860	30.635	1:07.419	264.7	3:57:49.972
101	3	38:14.249	...	31.526	53.673	262.8	4:36:04.221
102	3	2:01.226	36.568	30.919	53.739	266.7	4:38:05.447
103	3	2:01.976	36.382	30.870	54.724	267.3	4:40:07.423
104	3	2:01.995	36.778	31.047	54.170	265.4	4:42:09.418
105	3	2:02.270	36.269	30.606	55.395	268.7	4:44:11.688
106	3	2:00.286	36.531	30.810	52.945	267.3	4:46:11.974
107	3	2:00.383	36.287	30.768	53.328	264.7	4:48:12.357
108	3	2:00.186	36.223	30.749	53.214	266.0	4:50:12.543
109	3	2:00.887	37.246	30.795	52.846	265.4	4:52:13.430
110	3	2:00.796	36.757	30.640	53.399	266.7	4:54:14.226
111	3	2:00.460	36.211	30.651	53.598	265.4	4:56:14.686
112	3	2:01.782	36.293	30.496	54.993	268.7	4:58:16.468
113	3	2:01.108	36.802	30.811	53.495	266.0	5:00:17.576
114	3	2:00.252	36.217	30.492	53.543	273.4	5:02:17.828
115	3	1:59.786	36.493	30.422	52.871	267.3	5:04:17.614
116	3	1:59.826	36.013	30.551	53.262	266.0	5:06:17.440
117	3	1:59.252	35.966	30.693	52.593	264.7	5:08:16.692
118	3	1:59.866	36.548	30.568	52.750	264.7	5:10:16.558
119	3	2:00.149	36.535	30.727	52.887	264.7	5:12:16.707
120	3	1:59.835	35.891	30.595	53.349	266.7	5:14:16.542
121	3	1:59.399	36.174	30.642	52.583	265.4	5:16:15.941
122	3	1:59.016	36.102	30.592	52.322	265.4	5:18:14.957
123	3	1:59.292	36.110	30.665	52.517	264.7	5:20:14.249
124	3	2:00.152	36.198	30.959	52.995	264.7	5:22:14.401
125	3	2:01.247	36.327	30.791	54.129	266.0	5:24:15.648
126	3	2:10.678 **B**	36.692	30.965	1:03.021	264.7	5:26:26.326
127	1	4:23.034	2:55.281	32.411	55.342	264.1	5:30:49.360
128	1	2:02.204	37.220	31.320	53.664	263.4	5:32:51.564
129	1	2:01.788	36.920	31.043	53.825	266.0	5:34:53.352
130	1	2:00.865	36.213	30.923	53.729	265.4	5:36:54.217
131	1	1:59.239	36.123	30.591	52.525	266.7	5:38:53.456
132	1	1:58.583	35.733	30.553	52.297	267.3	5:40:52.039
133	1	2:01.964	37.444	31.190	53.330	266.7	5:42:54.003
134	1	2:10.966	35.925	30.845	1:04.196	266.0	5:45:04.969
135	1	2:01.887	37.015	30.996	53.876	268.7	5:47:06.856
136	1	2:03.129	38.506	30.720	53.903	269.3	5:49:09.985
137	1	2:02.239	36.453	31.115	54.671	267.3	5:51:12.224
138	1	1:59.925	36.075	30.727	53.123	267.3	5:53:12.149
139	1	2:00.743	36.264	30.707	53.772	269.3	5:55:12.892
140	1	1:59.845	36.259	30.641	52.945	268.0	5:57:12.737
141	1	1:59.864	35.882	30.646	53.336	268.7	5:59:12.601
142	1	1:59.953	36.147	30.249	53.557	268.7	6:01:12.554