

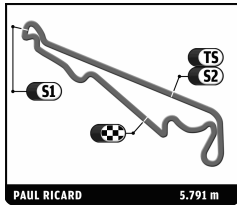
LE MANS SERIES 6 HOURS OF LE CASTELLET

Qualifying practice

Sector Analysis

■ Personal Best
 ■ Session Best
 ■ Crossing the finish line in pit lane

Lap	D	Time	Sector 1	Sector 2	Sector 3	T. Spd	Elapsed	Lap	D	Time	Sector 1	Sector 2	Sector 3	T. Spd	Elapsed
009	Aston Martin Racing Stefan Mücke Harold Primat Darren Turner Aston Martin AMR-One LM P1							3	2	1:52.199	33.664	29.882	48.653	259.6	38:56.018
	4	2	1:51.744	33.484	29.873	48.387	259.0	40:47.762							
	5	2	1:54.802	33.390	29.719	51.693	260.2	42:42.564							
	6	2	2:02.053 B	33.548	30.047	58.458	260.2	44:44.617							
	1	1	34:41.686	...	36.413	1:01.485	217.7	34:41.686							
	2	1	1:53.866	34.884	29.549	49.433	270.0	36:35.552							
	3	1	1:52.808	34.220	29.337	49.251	271.4	38:28.360							
	4	1	1:52.869	34.051	29.148	49.670	273.4	40:21.229							
	5	1	1:52.267	34.166	28.987	49.114	275.5	42:13.496							
12	Rebellion Racing Neel Jani Nicolas Prost Lola B10/60 Coupé - Toyota LM P1							6	1	2:04.633	38.295	34.557	51.781	252.9	44:18.129
	7	1	1:52.704	34.143	29.283	49.278	272.0	46:10.833							
	8	1	2:00.707 B	33.747	29.128	57.832	273.4	48:11.540							
	1	1	39:11.471 B	...	28.868	49.751	281.2	39:11.471							
	2	1	2:36.464	1:02.684	34.224	59.556	219.5	41:47.935							
	3	1	1:47.714	32.876	27.873	46.965	284.2	43:35.649							
	4	1	1:47.412	32.700	27.843	46.869	285.7	45:23.061							
13	Rebellion Racing Andrea Belicchi Jean Christophe Boullion Lola B10/60 Coupé - Toyota LM P1							5	1	1:51.272	32.853	27.956	50.463	286.5	47:14.333
	6	1	1:46.783	32.378	27.871	46.534	285.7	49:01.116							
	2	2	1:49.387	33.221	28.135	48.031	279.8	39:05.256							
	3	2	1:49.587	33.385	28.091	48.111	283.5	40:54.843							
	4	2	1:48.491	32.666	27.964	47.861	282.7	42:43.334							
16	Pescarolo Team Emmanuel Collard Christophe Tinseau Julien Jousse Pescarolo - Judd LM P1							1	1	42:10.468	...	27.707	48.201	295.9	42:10.468
	2	1	1:47.374	32.760	27.675	46.939	295.9	43:57.842							
	3	1	1:47.074	32.531	27.644	46.899	295.9	45:44.916							
	4	1	1:47.025	32.502	27.456	47.067	297.5	47:31.941							
	5	1	2:01.036 B	32.831	27.650	1:00.555	288.8	49:32.977							
20	Quifel - ASM Team Miguel Amaral Olivier Pla Zytek O9SC LM P1							1	1	40:34.480 B	...	31.660	49.629	255.3	42:56.259
	2	2	2:21.779	1:00.490	31.660	49.629	255.3	42:56.259							
	3	2	1:47.787	32.757	27.850	47.180	291.9	44:44.046							
	4	2	1:47.837	32.612	27.762	47.463	292.7	46:31.883							
	5	2	1:47.513	32.452	27.802	47.259	291.9	48:19.396							
	6	2	1:47.231	32.544	27.802	46.885	291.9	50:06.627							
36	RML Tommy Erdos Mike Newton Ben Collins HPD ARX -01d LM P2							1	1	37:25.077 B	...	51.506	259.0	39:54.208	
	2	1	2:29.131	1:06.504	31.121	51.506	259.0	39:54.208							
	1	1	37:25.077 B	...	30.644	50.959	258.4	35:11.192							
39	Pecom Racing Luis Perez Compac Matias Russo Pierre Kaffer Lola B11/40 - Judd LM P2							2	2	1:52.627	33.990	29.945	48.692	259.0	37:03.819
	1	2	35:11.192	...	30.644	50.959	258.4	35:11.192							
	2	2	1:52.627	33.990	29.945	48.692	259.0	37:03.819							
40	Race Performance Michel Frey Ralph Meichtry Thor-Christian Ebbesvik Oreca 03 - Judd LM P2							1	1	38:16.388 B	...	29.931	51.134	266.7	40:39.962
	2	3	2:23.574	1:02.509	29.931	51.134	266.7	40:39.962							
	3	3	1:54.332	35.308	29.517	49.507	272.0	42:34.294							
	4	3	1:50.961	33.107	29.274	48.580	268.7	44:25.255							
	5	3	1:51.391	33.201	29.385	48.805	270.0	46:16.646							
	6	3	1:50.758	33.078	29.190	48.490	270.7	48:07.404							
	7	3	1:50.356	32.990	29.166	48.200	271.4	49:57.760							
41	Greaves Motorsport Karim Ojeh Gary Chalandon Tom Kimber-Smith Zytek Z11SN - Nissan LM P2							1	3	39:22.018	...	29.596	54.514	274.8	39:22.018
	2	3	1:50.632	33.349	28.946	48.337	278.4	41:12.650							
	3	3	1:57.598	36.473	29.489	51.636	278.4	43:10.248							
	4	3	1:50.282	33.372	28.762	48.148	279.1	45:00.530							
	5	3	1:50.008	33.217	28.789	48.002	279.1	46:50.538							
	6	3	2:01.559 B	33.919	29.011	58.629	280.5	48:52.097							
42	Strakka Racing Nick Leventis Danny Watts Jonny Kane HPD ARX -01d LM P2							1	1	42:58.874 B	...	31.816	55.111	258.4	45:32.681
	2	2	2:33.807	1:06.880	31.816	55.111	258.4	45:32.681							
	3	2	1:55.052	34.248	30.243	50.561	260.2	47:27.733							
	4	2	1:53.582	34.244	30.194	49.144	259.6	49:21.315							
	1	1	42:58.874 B	...	38.188	1:06.614	179.4	35:51.000							
43	RLR Msport Barry Gates Rob Garofall Simon Philipps MG Lola EX265 - Judd LM P2							2	2	3:34.333	2:08.061	31.988	54.284	225.9	39:25.333
	3	2	1:54.516	34.705	30.244	49.567	257.1	41:19.849							
	4	2	1:54.662	35.003	30.178	49.481	256.5	43:14.511							
	5	2	1:53.944	34.247	30.194	49.503	255.9	45:08.455							
	6	2	1:53.717	34.302	30.085	49.330	257.8	47:02.172							
	7	2	1:53.414	34.300	30.163	48.951	257.8	48:55.586							
	8	2	2:03.618 B	34.103	30.266	59.249	257.8	50:59.204							
	1	1	32:34.505	...	30.496	53.416	267.3	32:34.505							
44	Extreme Limite AM Paris Fabien Rosier Jean-Marc Luco Maurice Basso Norma M200P - Judd LM P2							2	1	1:52.825	34.427	29.619	48.779	274.1	34:27.330
	3	1	2:05.061	44.125	30.687	50.249	274.1	36:32.391							
	4	1	1:53.470	34.173	29.155	50.142	276.2	38:25.861							
	5	1	1:53.160	34.577	29.327	49.256	274.8	40:19.021							
	6	1	1:53.587	33.664	29.275	50.648	274.8	42:12.608							
	7	1	1:52.787	34.322	29.265	49.200	275.5	44:05.395							
	8	1	1:52.158	33.794	29.283	49.081	274.8	45:57.553							
	9	1	1:52.360	34.013	29.299	49.048	274.8	47:49.913							
	10	1	2:32.399 B	39.505	39.925	1:12.969	193.9	50:22.312							



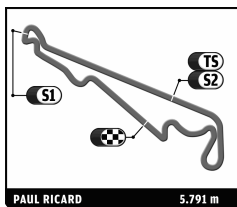
LE MANS SERIES

6 HOURS OF LE CASTELLET

Qualifying practice

Sector Analysis

							■ Personal Best ■ Session Best ■ B Crossing the finish line in pit lane								
Lap	D	Time	Sector 1	Sector 2	Sector 3	T. Spd	Elapsed	Lap	D	Time	Sector 1	Sector 2	Sector 3	T. Spd	Elapsed
45	Boutsen Energy Racing Oreca 03 - Nissan LM P2 Dominik Kraihamer Nicolas de Crem							5	1	1:59.689	35.807	30.703	53.179	268.7	10:57.712
	6	1	1:59.682	35.769	30.618	53.295	272.0	12:57.394							
	1	1	30:36.598 B					30:36.598							
	2	1	2:30.920	1:10.967	30.241	49.712	264.1	33:07.518							
	3	1	1:50.061	33.174	29.219	47.668	269.3	34:57.579							
	4	1	1:49.806	32.854	29.205	47.747	270.0	36:47.385							
	5	1	1:49.908	33.048	29.291	47.569	270.7	38:37.293							
6	1	1:49.692	32.881	29.355	47.456	270.7	40:26.985								
46	TDS Racing Oreca 03 - Nissan LM P2 Mathias Beche Pierre Thiriet							1	1	32:42.496	...				32:42.496
	2	1	1:50.314	33.034	29.095	48.185	272.7	34:32.810							
	3	1	1:49.744	32.799	28.858	48.087	272.0	36:22.554							
	4	1	1:48.928	32.657	28.901	47.370	271.4	38:11.482							
	5	1	1:50.926	32.832	28.939	49.155	272.7	40:02.408							
	6	1	1:59.768	32.743	33.646	53.379	226.9	42:02.176							
	7	1	2:23.985 B	41.611	36.619	1:05.755	215.6	44:26.161							
51	AF Corse Ferrari F458 Italia LM GTE Pro Giancarlo Fisichella Gianmaria Bruni							1	2	5:35.800	4:10.015	31.905	53.880	260.2	5:35.800
	2	2	2:00.457	36.387	31.046	53.024	263.4	7:36.257							
	3	2	1:59.232	35.865	31.038	52.329	264.1	9:35.489							
	4	2	1:58.616	35.516	30.845	52.255	264.7	11:34.105							
	5	2	1:58.522	35.407	30.853	52.262	266.0	13:32.627							
	6	2	2:13.109 B	35.719	32.801	1:04.589	255.9	15:45.736							
	61	AF Corse Ferrari F430 LM GTE Am Piergiuseppe Perazzini Marco Cioci							1	2	3:26.090	1:59.092	32.182	54.816	252.3
2		2	2:01.072	36.676	31.156	53.240	260.9	5:27.162							
3		2	2:00.602	36.104	31.187	53.311	261.5	7:27.764							
4		2	2:00.570	35.992	31.120	53.458	262.1	9:28.334							
5		2	2:00.792	36.282	31.179	53.331	261.5	11:29.126							
6		2	2:00.470	36.183	31.114	53.173	261.5	13:29.596							
7		2	2:28.220	41.818	43.924	1:02.478	223.6	15:57.816							
8		2	2:05.262	38.570	32.336	54.356	259.6	18:03.078							
9		2	2:00.694	36.415	31.166	53.113	261.5	20:03.772							
66	JMW Motorsport Ferrari F458 Italia LM GTE Pro Rob Bell James Walker							1	1	12:55.795	...				12:55.795
	2	1	2:00.134	36.028	31.002	53.104	262.1	14:55.929							
	3	1	1:59.119	35.613	30.973	52.533	262.8	16:55.048							
	4	1	1:59.414	35.750	30.976	52.688	262.8	18:54.462							
	5	1	2:37.012 B	39.358	37.226	1:20.428	204.5	21:31.474							
	67	IMSA Performance Matmut Porsche 911 RSR (997) LM GTE Am Nicolas Armindo Raymond Narac							1	1	2:28.168 B				
2		1	2:30.878	1:05.966	30.976	53.936	266.0	4:59.046							
3		1	1:59.607	35.844	30.758	53.005	268.0	6:58.653							
4		1	1:59.370	35.697	30.674	52.999	269.3	8:58.023							
70		Kessel Racing Ferrari F430 LM GTE Am Michael Broniszewski Philipp Peter							5	1	1:59.689	35.807	30.703	53.179	268.7
	6	1	1:59.682	35.769	30.618	53.295	272.0	12:57.394							
	1	1	5:25.509 B					5:25.509							
	2	2	2:29.542	1:02.201	32.210	55.131	261.5	7:55.051							
	3	2	2:01.676	36.836	31.173	53.667	264.7	9:56.727							
	4	2	2:00.888	36.331	30.967	53.590	265.4	11:57.615							
	5	2	2:00.698	36.319	30.894	53.485	266.0	13:58.313							
6	2	2:00.828	36.217	30.979	53.632	266.0	15:59.141								
7	2	2:08.460	36.786	34.677	56.997	249.4	18:07.601								
71	AF Corse Ferrari F458 Italia LM GTE Pro Jaime Melo Toni Vilander							1	2	7:43.094	6:16.602	32.006	54.486	260.2	7:43.094
	2	2	2:00.900	36.226	31.177	53.497	262.1	9:43.994							
	3	2	1:59.800	35.880	31.069	52.851	262.8	11:43.794							
	4	2	1:59.321	35.626	31.125	52.570	262.1	13:43.115							
	5	2	1:59.144	35.502	31.071	52.571	262.8	15:42.259							
	6	2	1:59.339	35.616	31.127	52.596	262.1	17:41.598							
	7	2	2:26.842 B	40.655	35.959	1:10.228	213.4	20:08.440							
72	AF Corse Ferrari F430 LM GTE Am Robert Kauffman Rui Aguas							1	2	7:41.122	6:10.379	34.493	56.250	246.6	7:41.122
	2	2	2:07.423	36.904	34.041	56.478	227.8	9:48.545							
	3	2	2:02.034	36.591	31.450	53.993	259.6	11:50.579							
	4	2	2:01.691	36.485	31.468	53.738	259.0	13:52.270							
	5	2	2:01.829	36.423	31.442	53.964	258.4	15:54.099							
	6	2	2:19.736	43.333	36.600	59.803	249.4	18:13.835							
	7	2	2:02.270	36.729	31.583	53.958	258.4	20:16.105							
75	Prospeed Competition Porsche 911 RSR (997) LM GTE Pro Marc Goossens Marco Holzer							1	1	6:10.074 B					6:10.074
	2	2	2:32.586	1:03.742	33.017	55.827	242.7	8:42.660							
	3	2	1:59.527	36.059	30.838	52.630	266.0	10:42.187							
	4	2	1:59.567	35.928	30.763	52.876	267.3	12:41.754							
	5	2	1:59.244	35.792	30.733	52.719	268.0	14:40.998							
	6	2	1:59.338	35.709	30.824	52.805	266.7	16:40.336							
	7	2	2:08.726	42.248	32.135	54.343	264.1	18:49.062							
76	IMSA Performance Matmut Porsche 911 RSR (997) LM GTE Pro Patrick Pilet Wolf Henzler							1	1	5:51.401 B					5:51.401
	2	1	2:26.182	1:00.561	31.294	54.327	263.4	8:17.583							
	3	1	1:59.679	35.861	31.019	52.799	265.4	10:17.262							
	4	1	1:59.526	35.586	30.936	53.004	267.3	12:16.788							
	5	1	1:59.457	35.483	30.872	53.102	267.3	14:16.245							
	6	1	2:47.947 B	36.057	31.020	1:40.870	266.7	17:04.192							
	7	1	2:16.748	52.234	31.017	53.497	266.0	19:20.940							



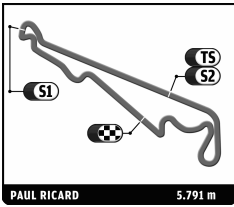
LE MANS SERIES

6 HOURS OF LE CASTELLET

Qualifying practice

Sector Analysis

Lap	D	Time	Sector 1	Sector 2	Sector 3	T. Spd	Elapsed	Lap	D	Time	Sector 1	Sector 2	Sector 3	T. Spd	Elapsed
77 Team Felbermayr - Proton Porsche 911 RSR (997) LM GTE Pro															
Marc Lieb Richard Lietz															
1	2	10:37.198	9:03.039	37.334	56.825	224.5	10:37.198	1	1	30:54.422 B					30:54.422
2	2	2:00.229	36.205	30.869	53.155	268.7	12:37.427	2	2	2:30.994	1:08.827	31.039	51.128	258.4	33:25.416
3	2	1:59.455	35.751	30.827	52.877	269.3	14:36.882	3	2	1:54.912	35.055	30.131	49.726	266.0	35:20.328
4	2	2:06.613	35.910	31.174	59.529	258.4	16:43.495	4	2	1:59.890	35.751	30.013	54.126	268.0	37:20.218
5	2	2:03.074	37.377	31.785	53.912	264.1	18:46.569	5	2	1:54.720	34.846	30.008	49.866	268.7	39:14.938
6	2	2:08.442 B	35.948	30.887	1:01.607	268.0	20:55.011	6	2	1:54.380	34.661	29.995	49.724	268.7	41:09.318
79 Jota Aston Martin Vantage LM GTE Pro															
Simon Dolan Sam Hancock															
1	2	5:59.021	4:30.534	31.802	56.685	252.3	5:59.021	7	2	2:15.751	42.391	38.443	54.917	208.5	43:25.069
2	2	2:02.999	36.469	32.578	53.952	257.8	8:02.020	8	2	1:57.055	36.572	30.013	50.470	267.3	45:22.124
3	2	2:01.296	36.768	30.966	53.562	259.6	10:03.316	9	2	1:54.636	34.795	30.016	49.825	268.7	47:16.760
4	2	2:00.670	36.463	30.946	53.261	259.6	12:03.986	10	2	1:53.659	34.439	29.845	49.375	269.3	49:10.419
5	2	2:00.336	36.415	30.950	52.971	259.0	14:04.322	11	2	1:53.713	34.388	29.851	49.474	268.7	51:04.132
6	2	2:32.874 B	36.248	30.964	1:25.662	259.6	16:37.196								
82 CRS Racing Ferrari F430 LM GTE Am															
Adam Christodoulou Phil Quaife Klaas Hummel															
1	1	6:22.535	4:48.743	36.127	57.665	252.3	6:22.535								
2	1	2:02.719	37.374	31.341	54.004	263.4	8:25.254								
3	1	2:01.770	36.727	31.254	53.789	263.4	10:27.024								
4	1	2:01.137	36.434	31.249	53.454	263.4	12:28.161								
5	1	2:01.740	36.537	31.348	53.855	263.4	14:29.901								
6	1	2:13.457 B	38.590	31.855	1:03.012	260.9	16:43.358								
86 Young Driver AMR Aston Martin Vantage LM GTE Pro															
Tomas Enge Alex Müller Christoffer Nygaard															
1	1	12:51.813	...	31.086	53.892	258.4	12:51.813								
2	1	1:58.823	35.515	30.837	52.471	259.6	14:50.636								
3	1	1:58.773	35.480	30.846	52.447	259.0	16:49.409								
4	1	2:16.552 B	39.907	33.838	1:02.807	256.5	19:05.961								
88 Team Felbermayr - Proton Porsche 911 RSR (997) LM GTE Am															
Christian Ried Horst Felbermayr Sr.															
1	2	6:18.324	4:49.833	32.186	56.305	266.0	6:18.324								
2	2	2:02.252	36.645	30.922	54.685	269.3	8:20.576								
3	2	2:01.996	36.905	31.005	54.086	270.0	10:22.572								
4	2	2:01.523	36.454	30.848	54.221	270.0	12:24.095								
5	2	2:01.634	36.406	30.870	54.358	270.0	14:25.729								
6	2	2:00.354	35.917	30.792	53.645	268.7	16:26.083								
7	2	2:16.324 B	35.972	32.153	1:08.199	237.9	18:42.407								
89 Hankook Team Farmbacher Ferrari F458 Italia LM GTE Pro															
Dominik Farmbacher Allan Simonsen															
1	2	5:09.326	3:31.493	38.617	59.216	174.8	5:09.326								
2	2	1:59.582	35.931	31.060	52.591	264.7	7:08.908								
3	2	1:59.244	35.782	30.841	52.621	265.4	9:08.152								
4	2	2:10.383 B	35.985	30.908	1:03.490	265.4	11:18.535								
91 Hope Racing FLM - Oreca - 09 FLM															
Luca Moro Zhang Shanqi Nicola Marroc															
1	3	32:25.396	...	32.862	55.380	255.3	32:25.396								
2	3	1:59.129	36.538	30.434	52.157	266.7	34:24.525								
3	3	1:57.991	35.977	30.201	51.813	265.4	36:22.516								
4	3	1:56.806	35.285	30.166	51.355	267.3	38:19.322								
5	3	2:19.822	35.928	50.810	53.084	265.4	40:39.144								
6	3	1:57.890	35.689	30.100	52.101	271.4	42:37.034								
7	3	1:56.939	35.488	30.142	51.309	267.3	44:33.973								
92 Neil Garner Motorsport FLM - Oreca - 09 FLM															
John Hartshorne Steve Keating Phil Keen															
1	3	32:22.047	...	30.640	52.094	262.1	32:22.047								
2	3	1:56.138	35.305	30.141	50.692	265.4	34:18.185								
3	3	1:54.470	34.578	29.897	49.995	266.0	36:12.655								
4	3	1:55.379	35.281	29.973	50.125	267.3	38:08.034								
5	3	1:54.989	34.622	29.707	50.660	267.3	40:03.023								
6	3	2:04.279 B	34.604	29.964	59.711	267.3	42:07.302								
7	3	3:27.632	2:07.211	30.031	50.390	266.0	45:34.934								
8	3	1:54.536	34.674	29.874	49.988	268.7	47:29.470								
9	3	1:54.252	34.510	29.696	50.046	270.7	49:23.722								
10	3	1:54.081	34.458	29.781	49.842	268.0	51:17.803								
93 Genoa Racing FLM - Oreca - 09 FLM															
Elton Julian Christian Zugel Jens Petersen															
1	1	33:28.891	...	30.798	50.837	254.7	33:28.891								
2	1	1:54.721	34.816	30.153	49.752	264.1	35:23.612								
3	1	1:54.251	34.380	30.028	49.843	266.7	37:17.863								
4	1	1:54.044	34.496	30.098	49.450	264.7	39:11.907								
5	1	1:54.630	34.692	30.165	49.773	264.1	41:06.537								
6	1	2:39.307	1:17.788	30.844	50.675	253.5	43:45.844								
7	1	1:55.246	34.772	30.245	50.229	263.4	45:41.090								
8	1	1:54.502	34.491	30.125	49.886	265.4	47:35.592								
9	1	1:54.780	34.791	30.035	49.954	265.4	49:30.372								
10	1	2:06.961 B	34.731	30.180	1:02.050	265.4	51:37.333								
95 Pegasus Racing FLM - Oreca - 09 FLM															
Mirco Schultis Patrick Simon Julien Schell															
1	2	32:37.288	...	30.663	52.677	263.4	32:37.288								
2	2	1:56.182	34.871	30.233	51.078	265.4	34:33.470								
3	2	1:55.829	34.806	30.169	50.854	264.7	36:29.299								
4	2	1:55.937	34.724	30.242	50.971	265.4	38:25.236								
5	2	1:57.071	34.726	30.252	52.093	268.7	40:22.307								
6	2	2:13.761 B	38.869	30.751	1:04.141	266.7	42:36.068								
99 JMB Racing FLM - Oreca - 09 FLM															
Manuel Rodrigues Jean-Marc Menahem Nicolas Misslin															
1	3	32:25.396	...	32.862	55.380	255.3	32:25.396								
2	3	1:59.129	36.538	30.434	52.157	266.7	34:24.525								
3	3	1:57.991	35.977	30.201	51.813	265.4	36:22.516								
4	3	1:56.806	35.285	30.166	51.355	267.3	38:19.322								
5	3	2:19.822	35.928	50.810	53.084	265.4	40:39.144								
6	3	1:57.890	35.689	30.100	52.101	271.4	42:37.034								
7	3	1:56.939	35.488	30.142	51.309	267.3	44:33.973								



LE MANS SERIES
6 HOURS OF LE CASTELLET
 Qualifying practice

Sector Analysis

■ Personal Best ■ Session Best **B** Crossing the finish line in pit lane

Lap	D	Time	Sector 1	Sector 2	Sector 3	T. Spd	Elapsed	Lap	D	Time	Sector 1	Sector 2	Sector 3	T. Spd	Elapsed
8	3	2:14.752 B	37.872	30.526	1:06.354	267.3	46:48.725								