

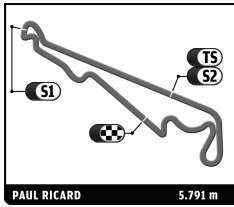
LE MANS SERIES

6 HOURS OF LE CASTELLET

Free Practice 1

Sector Analysis

								■ Personal Best ■ Session Best B Crossing the finish line in pit lane							
Lap	D	Time	Sector 1	Sector 2	Sector 3	T. Spd	Elapsed	Lap	D	Time	Sector 1	Sector 2	Sector 3	T. Spd	Elapsed
12 Rebellion Racing Lola B10/60 Coupé - Toyota Neel Jani LM P1 Nicolas Prost															
1	2	2:48.657	1:24.087	29.603	54.967	288.0	2:48.657	2	1	1:54.548	35.486	28.102	50.960	295.1	4:44.575
2	2	1:53.193	35.150	28.163	49.880	289.5	4:41.850	3	1	1:51.717	34.233	28.007	49.477	295.1	6:36.292
3	2	1:51.835	33.896	28.067	49.872	290.3	6:33.685	4	1	1:49.452	33.579	27.748	48.125	295.9	8:25.744
4	2	1:50.369	33.867	27.975	48.527	291.1	8:24.054	5	1	1:48.947	33.052	27.658	48.237	299.2	10:14.691
5	2	1:49.675	33.206	27.865	48.604	291.1	10:13.729	6	1	2:02.839 B	33.175	27.614	1:02.050	298.3	12:17.530
6	2	1:53.755	33.114	27.774	52.867	293.5	12:07.484	7	1	7:54.606	6:36.363	29.301	48.942	291.1	20:12.136
7	2	5:21.781 B	34.019	28.046	4:19.716	291.1	17:29.265	8	1	1:52.466	34.686	28.981	48.799	291.9	22:04.602
8	2	2:09.710	51.585	28.182	49.943	290.3	19:38.975	9	1	1:49.363	33.102	27.952	48.309	291.9	23:53.965
9	2	1:52.544	34.969	28.046	49.529	291.1	21:31.519	10	1	1:48.865	32.975	28.091	47.799	291.9	25:42.830
10	2	1:49.932	33.259	28.163	48.510	289.5	23:21.451	11	1	1:48.872	33.380	27.883	47.609	291.9	27:31.702
11	2	1:49.067	33.247	27.919	47.901	291.1	25:10.518	12	1	1:58.710 B	33.142	27.894	57.674	293.5	29:30.412
12	2	1:50.155	33.624	27.891	48.640	291.1	27:00.673	13	1	5:47.545	4:28.373	28.561	50.611	291.9	35:17.957
13	2	1:49.078	32.948	27.940	48.190	290.3	28:49.751	14	1	1:50.842	33.955	28.039	48.848	291.9	37:08.799
14	2	9:38.263 B	34.529	28.147	8:35.587	292.7	38:28.014	15	1	1:50.652	33.812	28.043	48.797	292.7	38:59.451
15	2	2:09.615	51.241	28.102	50.272	290.3	40:37.629	16	1	1:49.271	33.123	28.024	48.124	292.7	40:48.722
16	2	1:51.443	34.632	28.131	48.680	288.8	42:29.072	17	1	1:49.350	33.182	28.077	48.091	292.7	42:38.072
17	2	1:49.538	33.211	28.071	48.256	290.3	44:18.610	18	1	1:49.315	33.392	28.241	47.682	292.7	44:27.387
18	2	1:50.742	34.126	28.164	48.452	288.8	46:09.352	19	1	1:59.856 B	33.415	27.835	58.606	293.5	46:27.243
19	2	1:52.125	33.133	28.034	50.958	290.3	48:01.477	20	2	4:50.744	3:30.480	29.053	51.211	291.1	51:17.987
20	2	1:50.913	34.114	28.077	48.722	290.3	49:52.390	21	2	1:53.103	34.568	29.721	48.814	288.8	53:11.090
21	2	1:51.636	34.407	28.008	49.221	293.5	51:44.026	22	2	1:49.319	33.737	27.926	47.656	291.9	55:00.409
22	2	3:26.135 B	33.583	28.934	2:23.618	289.5	55:10.161	23	2	1:51.329	33.911	29.673	47.745	290.3	56:51.738
23	2	2:08.252	51.712	28.162	48.378	290.3	57:18.413	24	2	1:48.506	33.211	27.891	47.404	291.9	58:40.244
24	2	1:52.753	33.269	28.072	51.412	291.9	59:11.166	25	2	1:51.995	34.673	27.820	49.502	291.1	1:00:32.239
25	2	1:50.218	33.431	27.855	48.932	293.5	1:01:01.384								
13 Rebellion Racing Lola B10/60 Coupé - Toyota Andrea Belicchi LM P1 Jean Christophe Boullion															
1	1	7:24.285 B	52.097	29.226	6:02.962	282.7	7:24.285								
2	1	2:13.748	53.412	28.774	51.562	287.2	9:38.033								
3	1	1:51.030	33.216	28.818	48.996	288.0	11:29.063								
4	1	1:49.736	32.872	28.064	48.800	289.5	13:18.799								
5	1	1:48.989	32.779	28.070	48.140	288.0	15:07.788								
6	1	1:48.909	32.758	28.052	48.099	288.0	16:56.697								
7	1	1:48.934	33.068	27.989	47.877	289.5	18:45.631								
8	1	1:50.734	32.738	29.293	48.703	288.8	20:36.365								
9	1	1:48.711	32.625	28.018	48.068	287.2	22:25.076								
10	1	4:37.658 B	33.075	29.115	3:35.468	285.7	27:02.734								
11	1	2:10.238	51.508	27.940	50.790	291.9	29:12.972								
12	1	1:51.017	34.348	28.019	48.650	288.0	31:03.989								
13	1	1:48.756	32.789	28.321	47.646	288.0	32:52.745								
14	1	1:52.383	34.289	28.051	50.043	288.0	34:45.128								
15	1	1:50.099	33.012	28.498	48.589	285.7	36:35.227								
16	1	1:49.521	32.881	28.936	47.704	287.2	38:24.748								
17	1	1:48.395	32.801	28.044	47.550	287.2	40:13.143								
18	1	14:20.812 B	32.528	27.902	...	288.0	54:33.955								
19	1	2:08.349	51.618	28.115	48.616	288.0	56:42.304								
20	1	1:49.471	32.522	27.960	48.989	288.0	58:31.775								
21	1	1:50.976	33.591	27.974	49.411	291.1	1:00:22.751								
16 Pescarolo Team Pescarolo - Judd Emmanuel Collard LM P1 Christophe Tinseau Julien Jusse															
1	1	2:50.027	1:26.530	28.902	54.595	295.1	2:50.027								
20 Quifel - ASM Team Zytek 09SC Miguel Amara LM P1 Olivier Pla															
1	2	5:45.170 B	47.213	30.465	4:27.492	271.4	5:45.170								
2	2	2:10.910	52.886	28.367	49.657	292.7	7:56.080								
3	2	1:51.220	34.368	27.959	48.893	294.3	9:47.300								
4	2	6:24.266 B	34.116	27.876	5:22.274	296.7	16:11.566								
5	2	2:10.397	52.219	28.462	49.716	288.8	18:21.963								
6	2	30:12.472 B	37.747	48.314	...	141.2	48:34.435								
7	2	2:12.038	54.011	28.305	49.722	292.7	50:46.473								
8	2	1:54.823	34.855	29.633	50.335	291.9	52:41.296								
9	2	5:05.812 B	36.115	28.503	4:01.194	288.8	57:47.108								
10	1	2:17.652	57.514	29.023	51.115	291.9	1:00:04.760								
36 RML HPD ARX -01d Tommy Erdos LM P2 Mike Newton Ben Collins															
1	1	7:38.919 B	1:05.643	34.237	5:59.039	241.6	7:38.919								
2	1	2:22.980	57.076	31.362	54.542	260.9	10:01.899								
3	1	1:58.994	36.907	30.377	51.710	261.5	12:00.893								
4	1	1:56.224	35.292	30.418	50.514	261.5	13:57.117								
5	1	1:56.483	35.127	30.106	51.250	260.9	15:53.600								
6	1	1:57.020	34.787	31.160	51.073	262.8	17:50.620								
7	1	8:21.192 B	34.829	30.397	7:15.966	261.5	26:11.812								
8	1	2:15.347	53.124	30.640	51.583	260.2	28:27.159								
9	1	1:55.919	34.865	30.661	50.393	259.0	30:23.078								
10	1	1:57.578	34.687	30.525	52.366	260.9	32:20.656								
11	1	4:43.966 B	35.010	31.081	3:37.875	259.6	37:04.622								
12	2	2:32.118	59.974	33.465	58.679	260.2	39:36.740								
13	2	2:04.415	37.198	31.781	55.436	259.0	41:41.155								
14	2	2:04.060	38.835	31.164	54.061	259.6	43:45.215								
15	2	2:10.866	37.314	31.309	1:02.243	262.8	45:56.081								
16	2	2:04.712	39.505	31.646	53.561	259.6	48:00.793								
17	2	2:02.478	36.712	32.988	52.778	257.8	50:03.271								

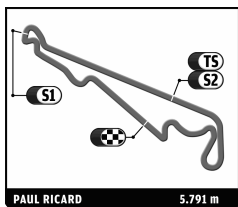


LE MANS SERIES
6 HOURS OF LE CASTELLET

Free Practice 1

Sector Analysis

Personal Best							Session Best							B Crossing the finish line in pit lane						
Lap	D	Time	Sector 1	Sector 2	Sector 3	T. Spd	Elapsed	Lap	D	Time	Sector 1	Sector 2	Sector 3	T. Spd	Elapsed					
18	2	2:00.703	36.063	31.099	53.541	259.0	52:03.974	17	1	5:20.670	3:52.016	34.737	53.917	243.8	50:05.622					
19	2	2:00.947	36.522	31.019	53.406	261.5	54:04.921	18	1	1:58.737	35.571	29.805	53.361	246.0	52:04.359					
20	2	2:00.804	36.013	30.965	53.826	262.8	56:05.725	19	1	1:57.165	35.210	29.299	52.656	279.1	54:01.524					
21	2	1:59.814	36.045	31.016	52.753	259.0	58:05.539	20	1	1:55.659	35.273	29.309	51.077	279.8	55:57.183					
22	2	1:58.858	35.872	30.847	52.139	259.0	1:00:04.397	21	1	1:54.655	34.472	29.063	51.120	280.5	57:51.838					
39 Pecom Racing Lola B11/40 - Judd							42 Strakka Racing HPD ARX -01d													
Luis Perez Companc Pierre Kaffer LM P2							Nick Leventis Jonny Kane LM P2													
Matias Russo							Danny Watts													
1	1	4:54.778 B	3:01.674	41.195	1:11.909	173.6	4:54.778	1	3	6:49.034 B	1:06.686	34.107	5:08.241	233.8	6:49.034					
2	1	11:12.202 B	9:36.149	31.120	1:04.933	262.1	16:06.980	2	3	2:19.344	54.628	31.075	53.641	257.1	9:08.378					
3	2	12:41.069	...	33.347	53.859	261.5	28:48.049	3	3	1:59.615	36.742	30.519	52.354	257.1	11:07.993					
4	2	1:56.453	35.543	29.782	51.128	267.3	30:44.502	4	3	1:57.944	35.561	30.479	51.904	257.1	13:05.937					
5	2	1:55.757	34.385	29.711	51.661	265.4	32:40.259	5	3	1:55.300	34.687	30.526	50.087	256.5	15:01.237					
6	2	1:54.011	34.238	29.853	49.920	265.4	34:34.270	6	3	8:10.290 B	34.205	30.244	7:05.841	259.6	23:11.527					
7	2	2:07.749 B	34.793	30.092	1:02.864	264.7	36:42.019	7	3	2:15.350	54.347	30.593	50.410	257.8	25:26.877					
40 Race Performance Oreca 03 - Judd							43 RLR Msport MG Lola EX265 - Judd													
Michel Frey Thor-Christian Ebbsvik LM P2							Barry Gates Simon Philippes LM P2													
Ralph Meichtry							Rob Garofall													
1	2	5:23.687	4:01.932	29.816	51.939	268.7	5:23.687	1	2	2:19.523	53.360	33.296	52.867	248.8	2:19.523					
2	2	1:52.959	34.305	29.684	48.970	270.0	7:16.646	2	2	1:58.184	36.355	30.606	51.223	252.9	4:17.707					
3	2	1:51.842	34.030	29.152	48.660	270.7	9:08.488	3	2	1:57.261	35.912	30.438	50.911	253.5	6:14.968					
4	2	1:55.012	34.200	30.344	50.468	268.7	11:03.500	4	2	1:56.377	35.036	30.876	50.465	253.5	8:11.345					
5	2	19:14.241 B	34.426	29.307	...	270.7	30:17.741	5	2	1:55.783	34.978	30.632	50.173	254.7	10:07.128					
6	2	2:16.651	55.658	29.804	51.189	268.7	32:34.392	6	2	2:00.471	36.401	30.608	53.462	262.1	12:07.599					
7	2	1:52.562	34.258	29.350	48.954	269.3	34:26.954	7	2	1:57.189	35.604	30.837	50.748	255.9	14:04.788					
8	2	1:56.163	35.320	31.244	49.599	269.3	36:23.117	8	2	1:55.474	34.809	30.572	50.093	254.1	16:00.262					
9	2	1:51.885	33.964	29.380	48.541	269.3	38:15.002	9	2	1:55.992	35.210	30.519	50.263	254.7	17:56.254					
10	2	4:05.276 B	34.335	29.907	3:01.034	269.3	42:20.278	10	2	2:07.738 B	35.627	31.029	1:01.082	255.3	20:03.992					
11	3	2:31.935	1:02.056	32.765	57.114	268.7	44:52.213	11	2	7:22.108	6:01.309	30.698	50.101	253.5	27:26.100					
12	3	2:01.796	36.736	30.742	54.318	242.7	46:54.009	12	2	1:54.995	34.668	30.647	49.680	252.9	29:21.095					
13	3	1:57.745	35.548	29.992	52.205	269.3	48:51.754	13	2	1:55.442	34.760	30.393	50.289	257.1	31:16.537					
14	3	1:57.993	35.649	30.910	51.434	266.7	50:49.747	14	2	2:03.512 B	34.666	30.499	58.347	255.3	33:20.049					
15	3	1:56.643	34.644	29.663	52.336	273.4	52:46.390	15	2	5:43.853	4:21.112	30.610	52.131	255.3	39:03.902					
16	3	1:54.698	34.320	29.720	50.658	270.0	54:41.088	16	2	1:58.698	36.481	31.857	50.360	250.0	41:02.600					
17	3	1:55.302	34.278	29.568	51.456	271.4	56:36.390	17	2	1:55.276	34.771	30.649	49.856	252.9	42:57.876					
18	3	1:53.700	34.212	29.279	50.209	272.0	58:30.090	18	2	1:56.864	34.335	30.373	52.156	258.4	44:54.740					
19	3	1:52.507	33.581	29.294	49.632	273.4	1:00:22.597	19	2	1:55.224	34.717	30.660	49.847	257.8	46:49.964					
41 Greaves Motorsport Zytek Z11SN - Nissan							44 Extreme Limite AM Paris Norma M200P - Judd													
Karim Ojeh Tom Kimber-Smith LM P2							Fabien Rosier Maurice Basso LM P2													
Gary Chalandon							Jean-Marc Luco													
1	3	2:48.119	1:21.525	31.137	55.457	271.4	2:48.119	1	2	4:05.285	2:39.967	31.969	53.349	265.4	4:05.285					
2	3	1:56.703	36.239	29.085	51.379	276.2	4:44.822	2	2	1:59.838	36.805	31.364	51.669	268.7	6:05.123					
3	3	1:52.919	34.465	29.094	49.360	277.6	6:37.741	3	2	2:12.357 B	35.590	31.217	1:05.550	259.6	8:17.480					
4	3	1:51.799	33.698	29.041	49.060	277.6	8:29.540													
5	3	1:59.500 B	33.473	29.065	56.962	277.6	10:29.040													
6	3	12:20.081	...	29.576	49.619	274.8	22:49.121													
7	3	1:53.735	33.919	30.162	49.654	276.2	24:42.856													
8	3	1:51.698	33.737	29.138	48.823	276.9	26:34.554													
9	3	2:00.574 B	33.577	28.986	58.011	279.8	28:35.128													
10	2	4:08.810	2:39.978	31.405	57.427	274.8	32:43.938													
11	2	2:01.658	37.781	30.066	53.811	273.4	34:45.596													
12	2	1:57.240	36.098	29.189	51.953	276.9	36:42.836													
13	2	1:56.011	35.368	29.180	51.463	276.2	38:38.847													
14	2	2:00.341	34.944	30.030	55.367	275.5	40:39.188													
15	2	1:58.571	36.327	29.920	52.324	278.4	42:37.759													
16	2	2:07.193 B	36.170	29.510	1:01.513	276.2	44:44.952													

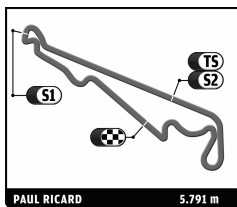


LE MANS SERIES 6 HOURS OF LE CASTELLET

Free Practice 1

Sector Analysis

								■ Personal Best ■ Session Best ■ Crossing the finish line in pit lane							
Lap	D	Time	Sector 1	Sector 2	Sector 3	T. Spd	Elapsed	Lap	D	Time	Sector 1	Sector 2	Sector 3	T. Spd	Elapsed
4	2	8:26.963	7:02.809	31.254	52.900	268.7	16:44.443	18	3	1:56.538	34.872	29.698	51.968	272.7	47:49.636
5	2	2:02.282	36.428	31.444	54.410	270.0	18:46.725	19	3	1:57.079	35.466	30.628	50.985	271.4	49:46.715
6	2	2:15.352	37.441	31.326	1:06.585	272.0	21:02.077	20	3	1:55.811	35.029	30.090	50.692	270.7	51:42.526
7	2	11:50.234	...	32.115	53.831	270.7	32:52.311	21	3	1:55.188	34.556	30.387	50.245	272.0	53:37.714
8	2	2:17.337	38.859	30.943	1:07.535	257.1	35:09.648	22	3	1:53.685	34.168	29.588	49.929	273.4	55:31.399
9	1	10:45.330	9:02.516	38.121	1:04.693	257.1	45:54.978	23	3	1:59.047	35.835	30.141	53.071	272.7	57:30.446
10	1	2:09.059	40.473	33.077	55.509	270.7	48:04.037	24	3	1:55.452	34.547	29.528	51.377	272.7	59:25.898
11	1	2:00.397	36.398	30.757	53.242	269.3	50:04.434	25	3	1:54.180	34.614	29.506	50.060	272.7	1:01:20.078
12	1	1:58.503	35.999	30.082	52.422	271.4	52:02.937								
13	1	2:11.772	35.538	30.383	1:05.851	273.4	54:14.709								
45 Boutsen Energy Racing Dominik Kraihamer Nicolas de Crem Oreca 03 - Nissan LM P2															
1	1	2:49.271	1:20.721	32.278	56.272	261.5	2:49.271	1	1	3:45.323	2:12.122	34.052	59.149	253.5	3:45.323
2	1	4:36.703	37.840	31.931	3:26.932	265.4	7:25.974	2	1	2:20.007	39.479	32.674	1:07.854	254.7	6:05.330
3	1	2:13.562	54.645	29.539	49.378	268.7	9:39.536	3	1	5:09.170	3:42.040	32.134	54.996	259.6	11:14.500
4	1	1:53.443	33.970	29.251	50.222	270.7	11:32.979	4	1	2:06.912	38.460	31.947	56.505	258.4	13:21.412
5	1	1:51.645	33.524	29.354	48.767	270.0	13:24.624	5	1	2:05.643	37.886	32.419	55.338	253.5	15:27.055
6	1	1:53.823	34.862	30.173	48.788	268.0	15:18.447	6	1	2:04.990	37.263	31.934	55.793	259.6	17:32.045
7	1	1:51.559	33.600	29.513	48.446	267.3	17:10.006	7	1	2:13.177	37.309	31.994	1:03.874	261.5	19:45.222
8	1	6:58.531	36.945	30.260	5:51.326	264.1	24:08.537	8	1	4:52.406	3:26.008	32.033	54.365	257.1	24:37.628
9	1	2:11.205	52.599	29.752	48.854	265.4	26:19.742	9	1	2:02.822	36.550	31.721	54.551	259.0	26:40.450
10	1	1:53.729	34.936	29.596	49.197	268.7	28:13.471	10	1	2:02.165	36.380	31.717	54.068	260.2	28:42.615
11	1	1:54.247	34.362	29.918	49.967	267.3	30:07.718	11	1	2:04.642	36.213	31.702	56.727	259.6	30:47.257
12	1	1:51.612	33.719	29.733	48.160	266.7	31:59.330	12	1	2:02.998	36.590	31.994	54.414	259.6	32:50.255
13	1	1:50.766	33.363	29.517	47.886	267.3	33:50.096	13	1	2:15.775	38.920	32.137	1:04.718	258.4	35:06.030
14	1	4:20.069	33.225	29.312	3:17.532	268.7	38:10.165	14	1	4:31.217	3:04.452	31.927	54.838	259.6	39:37.247
15	1	2:18.437	58.305	29.741	50.391	268.0	40:28.602	15	1	2:03.287	36.978	31.523	54.786	264.7	41:40.534
16	1	1:53.267	34.222	29.504	49.541	271.4	42:21.869	16	1	2:03.017	36.784	31.554	54.679	262.1	43:43.551
17	1	4:33.933	33.996	29.558	3:30.379	267.3	46:55.802	17	1	2:02.652	36.432	31.575	54.645	260.2	45:46.203
18	1	2:10.977	50.632	29.555	50.790	268.7	49:06.779	18	1	2:01.300	36.179	31.564	53.557	260.9	47:47.503
19	2	1:51.796	33.535	29.555	48.706	267.3	50:58.575	19	1	2:12.657	37.063	31.828	1:03.766	260.2	50:00.160
20	2	1:52.681	33.632	29.300	49.749	274.1	52:51.256	20	2	6:12.808	4:46.041	31.582	55.185	263.4	56:12.968
21	2	1:52.969	33.887	30.405	48.677	268.0	54:44.225	21	2	2:01.690	36.276	31.653	53.761	263.4	58:14.658
22	2	1:52.369	33.698	29.520	49.151	267.3	56:36.594	22	2	2:02.043	36.955	31.452	53.636	264.1	1:00:16.701
23	2	1:54.601	34.442	29.495	50.664	270.7	58:31.195								
24	2	1:52.244	33.713	29.314	49.217	270.7	1:00:23.439								
46 TDS Racing Mathias Beche Pierre Thiriet Oreca 03 - Nissan LM P2															
1	2	2:52.307	1:10.669	33.138	1:08.500	270.0	2:52.307	1	2	3:50.465	2:18.496	33.042	58.927	257.1	3:50.465
2	2	3:22.233	1:59.979	30.357	51.897	270.0	6:14.540	2	2	2:03.339	37.791	31.404	54.144	264.7	5:53.804
3	2	1:56.276	35.059	29.738	51.479	272.0	8:10.816	3	2	2:02.672	37.505	31.244	53.923	264.1	7:56.476
4	2	1:55.486	35.105	29.444	50.937	274.1	10:06.302	4	2	2:02.497	37.303	31.288	53.906	264.1	9:58.973
5	2	2:05.857	36.155	29.910	59.792	272.7	12:12.159	5	2	2:02.053	36.794	31.446	53.813	264.1	12:01.026
6	2	4:19.570	2:56.866	29.958	52.746	272.0	16:31.729	6	2	2:11.816	37.006	31.654	1:03.156	264.7	14:12.842
7	2	1:54.699	35.129	29.689	49.881	272.0	18:26.428	7	2	6:31.079	5:04.872	31.839	54.368	262.8	20:43.921
8	2	1:58.417	34.750	30.115	53.552	272.7	20:24.845	8	2	2:02.021	36.577	31.551	53.893	260.9	22:45.942
9	2	1:55.664	35.012	29.624	51.028	272.7	22:20.509	9	2	2:11.948	36.650	31.600	1:03.698	262.8	24:57.890
10	2	1:53.892	34.750	29.575	49.567	272.0	24:14.401	10	2	6:00.308	4:34.075	31.775	54.458	261.5	30:58.198
11	2	2:08.295	34.720	29.510	1:04.065	274.1	26:22.696	11	2	2:03.081	36.939	31.631	54.511	262.8	33:01.279
12	3	3:48.746	2:22.058	31.749	54.939	268.7	30:11.442	12	2	2:03.189	36.841	31.589	54.759	261.5	35:04.468
13	3	2:10.451	37.264	30.342	1:02.845	270.7	32:21.893	13	2	2:12.937	37.366	31.748	1:03.823	262.1	37:17.405
14	3	7:37.897	6:13.683	30.907	53.307	268.7	39:59.790	14	1	3:54.561	2:23.488	32.262	58.811	265.4	41:11.966
15	3	1:58.201	35.782	30.063	52.356	270.7	41:57.991	15	1	2:07.086	39.081	31.863	56.142	262.1	43:19.052
16	3	1:58.193	35.282	29.791	53.120	274.1	43:56.184	16	1	2:05.929	37.966	31.862	56.101	261.5	45:24.981
17	3	1:56.914	34.960	29.791	52.163	270.7	45:53.098	17	1	2:18.346	37.926	32.275	1:08.145	259.6	47:43.327
								18	1	6:16.876	4:46.610	32.169	58.097	261.5	54:00.203
								19	1	2:07.389	38.150	32.430	56.809	261.5	56:07.592
								20	1	2:06.944	38.569	31.860	56.515	262.8	58:14.536
								21	1	2:05.709	37.894	31.626	56.189	265.4	1:00:20.245

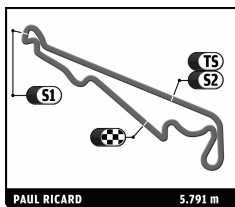


LE MANS SERIES 6 HOURS OF LE CASTELLET

Free Practice 1

Sector Analysis

		Personal Best		Session Best		B Crossing the finish line in pit lane									
Lap	D	Time	Sector 1	Sector 2	Sector 3	T. Spd	Elapsed	Lap	D	Time	Sector 1	Sector 2	Sector 3	T. Spd	Elapsed
66 JMW Motorsport Ferrari F458 Italia Rob Bell LM GTE Pro James Walker															
1	1	5:27.829	3:58.047	32.348	57.434	259.0	5:27.829	1	1	2:48.168	1:16.292	33.360	58.516	253.5	2:48.168
2	1	2:02.432	36.846	31.561	54.025	257.8	7:30.261	2	1	2:09.318	38.663	33.604	57.051	260.2	4:57.486
3	1	2:00.993	36.258	31.509	53.226	259.0	9:31.254	3	1	2:05.332	37.969	32.015	55.348	262.1	7:02.818
4	1	2:01.863	36.244	31.654	53.965	256.5	11:33.117	4	1	2:05.181	38.119	31.814	55.248	265.4	9:07.999
5	1	2:01.721	36.628	31.659	53.434	257.1	13:34.838	5	1	3:49.322B	38.507	31.749	2:39.066	264.1	12:57.321
6	1	2:01.446	36.517	31.667	53.262	256.5	15:36.284	6	2	2:23.510	54.103	32.521	56.886	263.4	15:20.831
7	1	2:01.196	36.441	31.633	53.122	257.1	17:37.480	7	2	2:02.127	36.794	31.376	53.957	262.8	17:22.958
8	1	2:10.174B	36.530	31.675	1:01.969	257.8	19:47.654	8	2	2:02.276	36.784	31.535	53.957	264.1	19:25.234
9	1	8:23.124	6:57.563	31.799	53.762	255.9	28:10.778	9	2	2:02.251	36.667	31.459	54.125	262.8	21:27.485
10	1	2:02.827	36.593	32.598	53.636	255.9	30:13.605	10	2	23:56.130B	37.017	32.105	...	262.8	45:23.615
11	1	2:02.049	36.710	31.891	53.448	256.5	32:15.654	11	2	2:21.197	54.974	31.916	54.307	262.8	47:44.812
12	1	2:11.184B	36.659	32.006	1:02.519	256.5	34:26.838	12	2	2:01.440	36.474	31.280	53.686	263.4	49:46.252
13	1	4:37.173	3:06.437	32.753	57.983	257.1	39:04.011	13	2	2:02.519	36.869	31.210	54.440	265.4	51:48.771
14	1	2:08.571	38.714	31.787	58.070	261.5	41:12.582	14	2	2:01.373	36.262	31.257	53.854	264.7	53:50.144
15	1	2:08.527	38.894	31.984	57.649	260.9	43:21.109	15	2	2:01.357	36.253	31.262	53.842	264.1	55:51.501
16	1	2:05.677	38.583	31.884	55.210	258.4	45:26.786	16	2	2:01.513	36.234	31.246	54.033	265.4	57:53.014
17	1	2:04.680	37.194	31.763	55.723	258.4	47:31.466	17	2	2:01.589	36.234	31.159	54.196	264.7	59:54.603
18	1	2:04.412	37.250	31.854	55.308	257.8	49:35.878	18	2	2:01.232	36.249	31.210	53.773	265.4	1:01:55.835
19	1	2:03.571	37.150	31.859	54.562	257.8	51:39.449	71 AF Corse Ferrari F458 Italia Jaime Melo LM GTE Pro Toni Vilander							
20	1	2:03.286	36.995	31.890	54.401	259.0	53:42.735	1	1	4:17.555	2:46.118	33.654	57.783	229.3	4:17.555
21	1	2:03.042	36.953	31.784	54.305	258.4	55:45.777	2	1	2:16.817B	38.971	33.149	1:04.697	250.0	6:34.372
22	1	2:02.409	36.849	31.780	53.780	258.4	57:48.186	3	1	7:37.019	6:07.710	32.154	57.155	253.5	14:11.391
23	1	2:02.504	36.880	31.606	54.018	260.2	59:50.690	4	1	2:03.190	36.811	31.677	54.702	260.2	16:14.581
24	1	2:02.962	36.903	31.693	54.366	258.4	1:01:53.652	5	1	2:02.456	36.773	31.678	54.005	261.5	18:17.037
67 IMSA Performance Matmut Porsche 911 RSR (997) Nicolas Armindo LM GTE Am Raymond Narac															
1	2	5:59.396B	3:05.721	34.506	2:19.169	260.2	5:59.396	6	1	2:01.727	36.358	31.676	53.693	262.1	20:18.764
2	2	2:19.097	54.007	31.321	53.769	269.3	8:18.493	7	1	2:01.928	36.474	31.606	53.848	260.9	22:20.692
3	2	2:01.979	36.728	31.028	54.223	269.3	10:20.472	8	1	2:10.872B	36.709	31.734	1:02.429	261.5	24:31.564
4	2	4:19.238B	36.516	31.207	3:11.515	268.0	14:39.710	9	1	5:07.923	3:42.115	31.813	53.995	260.2	29:39.487
5	2	2:18.309	52.842	31.310	54.157	266.0	16:58.019	10	1	2:01.557	36.335	31.655	53.567	260.9	31:41.044
6	2	2:00.894	36.428	31.095	53.371	268.7	18:58.913	11	1	2:11.382B	36.383	32.157	1:02.842	259.6	33:52.426
7	2	2:02.315	36.412	31.695	54.208	266.7	21:01.228	12	1	7:14.506	5:47.041	32.819	54.646	246.6	41:06.932
8	2	2:00.655	36.108	31.090	53.457	268.0	23:01.883	13	1	2:01.973	36.284	31.685	54.004	260.2	43:08.905
9	2	4:22.478B	37.094	31.244	3:14.140	267.3	27:24.361	14	1	2:10.750B	36.455	31.663	1:02.632	260.9	45:19.655
10	2	2:17.279	52.253	31.350	53.676	268.7	29:41.640	15	1	3:29.969	2:02.730	31.942	55.297	262.1	48:49.624
11	2	2:01.549	36.703	31.102	53.744	269.3	31:43.189	16	1	2:03.722	37.176	31.600	54.946	262.8	50:53.346
12	2	2:00.912	36.224	30.763	53.925	273.4	33:44.101	17	1	2:02.294	36.359	31.722	54.213	262.8	52:55.640
13	2	2:00.717	36.052	31.058	53.607	268.0	35:44.818	18	1	2:02.049	36.571	31.481	53.997	266.7	54:57.689
14	2	4:09.089B	36.532	31.439	3:01.118	268.0	39:53.907	19	1	2:02.390	36.332	31.815	54.243	262.1	57:00.079
15	1	2:24.348	58.510	31.183	54.655	266.7	42:18.255	20	1	2:01.913	36.221	31.718	53.974	261.5	59:01.992
16	1	2:02.002	36.264	30.997	54.741	266.7	44:20.257	21	1	2:01.868	36.205	31.710	53.953	261.5	1:01:03.860
17	1	2:01.128	36.143	31.104	53.881	268.0	46:21.385	72 AF Corse Ferrari F430 Robert Kauffman LM GTE Am Rui Aguas Giuseppe Ciro							
18	1	2:02.038	37.036	31.143	53.859	270.0	48:23.423	1	1	2:58.467	1:24.581	33.659	1:00.227	253.5	2:58.467
19	1	2:00.639	35.971	30.968	53.700	268.0	50:24.062	2	1	2:03.687	37.765	31.404	54.518	258.4	5:02.154
20	1	2:07.099	37.218	33.869	56.012	233.8	52:31.161	3	1	2:01.423	36.642	31.365	53.416	259.6	7:03.577
21	1	2:01.370	36.269	31.125	53.976	268.0	54:32.531	4	1	2:02.090	36.631	31.490	53.969	257.8	9:05.667
22	1	4:13.940B	36.336	31.086	3:06.518	268.7	58:46.471	5	1	2:02.343	36.712	31.658	53.973	258.4	11:08.010
23	1	2:18.669	53.346	31.039	54.284	270.0	1:01:05.140	6	1	2:15.568	40.660	32.757	1:02.151	255.9	13:23.578
70 Kessel Racing Ferrari F430 Michael Broniszewski LM GTE Am Philipp Peter															
								7	1	2:13.287B	36.740	31.309	1:05.238	259.6	15:36.865
								8	3	6:12.515	4:38.808	33.238	1:00.469	256.5	21:49.380
								9	3	2:11.263	40.023	32.550	58.690	256.5	24:00.643
								10	3	2:13.450	39.528	32.591	1:01.331	255.9	26:14.093
								11	3	2:29.650B	41.524	34.480	1:13.646	254.1	28:43.743
								12	2	3:44.061	2:10.336	33.520	1:00.205	254.7	32:27.804



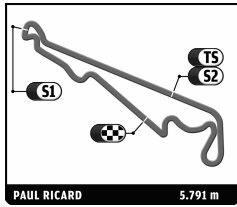
LE MANS SERIES

6 HOURS OF LE CASTELLET

Free Practice 1

Sector Analysis

Lap	D	Time	Sector 1	Sector 2	Sector 3	T. Spd	Elapsed	Lap	D	Time	Sector 1	Sector 2	Sector 3	T. Spd	Elapsed
13	2	2:10.224	38.784	32.666	58.774	255.3	34:38.028	19	2	2:00.668	36.256	31.061	53.351	266.7	58:52.311
14	2	2:11.398	39.677	33.271	58.450	256.5	36:49.426	20	2	2:00.484	36.011	31.046	53.427	266.0	1:00:52.795
15	2	2:10.358	39.438	32.708	58.212	255.3	38:59.784	77 Team Felbermayr - Proton Porsche 911 RSR (997) Marc Lieb LM GTE Pro Richard Lietz							
16	2	2:11.784	39.343	33.518	58.923	254.1	41:11.568	1	1	4:08.656	2:43.618	31.444	53.594	265.4	4:08.656
17	2	2:09.333	39.040	32.542	57.751	255.9	43:20.901	2	1	1:59.381	35.946	30.706	52.729	269.3	6:08.037
18	2	2:30.741 B	44.941	33.545	1:12.255	255.3	45:51.642	3	1	1:58.922	35.609	30.798	52.515	270.0	8:06.959
19	3	4:43.890	3:09.892	35.390	58.608	252.3	50:35.532	4	1	1:58.666	35.606	30.783	52.277	269.3	10:05.625
20	3	2:17.441	40.395	33.876	1:03.170	247.1	52:52.973	5	1	2:11.024 B	37.417	30.777	1:02.830	270.0	12:16.649
21	3	2:07.127	38.195	32.452	56.480	255.3	55:00.100	6	1	7:01.255	5:37.244	31.108	52.903	265.4	19:17.904
22	3	2:06.716	38.313	31.799	56.604	259.6	57:06.816	7	1	1:59.407	35.974	30.899	52.534	268.0	21:17.311
23	3	2:04.036	37.724	31.543	54.769	261.5	59:10.852	8	1	1:59.797	35.842	31.200	52.755	268.7	23:17.108
24	3	2:03.894	36.617	31.759	55.518	258.4	1:01:14.746	9	1	2:07.363 B	35.725	30.850	1:00.788	270.0	25:24.471
75 Prospeed Competition Porsche 911 RSR (997) Marc Goossens LM GTE Pro Marco Holzer								79 Jota Aston Martin Vantage Simon Dolan LM GTE Pro Sam Hancock							
1	2	2:41.900	1:08.184	34.040	59.676	227.8	2:41.900	1	2	2:56.669 B	1:08.580	34.511	1:13.578	243.8	2:56.669
2	2	7:23.395 B	39.055	32.498	6:11.842	262.1	10:05.295	2	2	3:44.783	2:12.399	33.193	59.191	240.0	6:41.452
3	2	2:23.904	56.805	31.955	55.144	262.8	12:29.199	3	2	2:10.194	39.316	33.093	57.785	233.3	8:51.646
4	2	2:02.126	37.033	31.356	53.737	264.1	14:31.325	4	2	2:32.039 B	40.569	33.557	1:17.913	217.7	11:23.685
5	2	2:01.836	36.670	31.113	54.053	264.7	16:33.161	5	2	20:15.475	...	32.533	56.389	241.6	31:39.160
6	2	4:14.918 B	36.644	31.183	3:07.091	262.8	20:48.079	6	2	2:05.895	37.939	33.044	54.912	257.8	33:45.055
7	2	2:20.733	55.039	31.807	53.887	260.2	23:08.812	7	2	2:01.148	36.641	31.212	53.295	259.6	35:46.203
8	2	1:59.792	36.129	31.061	52.602	264.1	25:08.604	8	2	2:00.857	36.238	31.138	53.481	261.5	37:47.060
9	2	2:06.319	39.666	32.669	53.984	261.5	27:14.923	9	2	2:00.178	36.316	31.185	52.677	258.4	39:47.238
10	2	1:59.922	35.887	30.979	53.056	266.0	29:14.845	10	2	2:10.899 B	36.410	31.097	1:03.392	259.0	41:58.137
11	2	4:50.617 B	37.669	31.818	3:41.130	264.7	34:05.462	11	2	4:39.437	3:13.865	31.751	53.821	255.3	46:37.574
12	1	2:24.367	56.560	32.237	55.570	262.1	36:29.829	12	2	2:00.998	36.249	31.316	53.433	257.1	48:38.572
13	1	2:03.513	37.324	31.785	54.404	262.8	38:33.342	13	2	2:11.013 B	36.339	31.418	1:03.256	258.4	50:49.585
14	1	2:02.292	36.806	31.407	54.079	263.4	40:35.634	14	1	4:40.557	3:11.667	32.122	56.768	259.0	55:30.142
15	1	2:04.514	38.063	31.643	54.808	262.8	42:40.148	15	1	2:22.196 B	38.443	31.820	1:11.933	259.0	57:52.338
16	1	2:01.525	36.611	31.218	53.696	262.8	44:41.673	76 IMSA Performance Matmut Porsche 911 RSR (997) Patrick Pilet LM GTE Pro Wolf Henzler							
17	1	2:01.274	36.316	31.237	53.721	262.1	46:42.947	1	1	3:21.217	1:52.196	32.879	56.142	259.6	3:21.217
18	1	7:06.497 B	37.406	31.411	5:57.680	264.7	53:49.444	2	1	2:02.476	37.566	30.933	53.977	268.0	5:23.693
19	1	2:19.705	54.101	31.503	54.101	262.1	56:09.149	3	1	2:00.603	36.414	30.860	53.329	268.7	7:24.296
20	1	2:03.559	37.456	31.399	54.704	264.1	58:12.708	4	1	1:59.814	35.879	30.745	53.190	268.7	9:24.110
21	1	2:01.726	36.739	31.272	53.715	262.1	1:00:14.434	5	1	2:01.667	36.075	30.836	54.756	268.0	11:25.777
77 Team Felbermayr - Proton Porsche 911 RSR (997) Marc Lieb LM GTE Pro Richard Lietz								79 Jota Aston Martin Vantage Simon Dolan LM GTE Pro Sam Hancock							
1	1	3:29.486	1:59.404	33.176	56.906	254.7	3:29.486	1	1	2:02.831	37.680	32.061	54.518	260.2	5:33.745
2	1	2:04.259	37.680	32.061	54.518	260.2	5:33.745	2	1	2:02.831	37.177	31.523	54.131	264.1	7:36.576
3	1	2:02.831	37.177	31.523	54.131	264.1	7:36.576	3	1	2:03.356	36.967	31.547	54.842	262.1	9:39.932
4	1	2:03.356	36.967	31.547	54.842	262.1	9:39.932	4	1	2:03.251	37.231	31.587	54.433	260.9	11:43.183
5	1	2:03.251	37.231	31.587	54.433	260.9	11:43.183	5	1	2:02.095	36.802	31.404	53.889	262.8	13:45.278
6	1	2:02.095	36.802	31.404	53.889	262.8	13:45.278	6	1	2:02.432	36.924	31.395	54.113	262.8	15:47.710
7	1	2:02.432	36.924	31.395	54.113	262.8	15:47.710	7	1	2:12.256 B	37.630	31.483	1:03.143	261.5	17:59.966
8	1	2:12.256 B	37.630	31.483	1:03.143	261.5	17:59.966	8	1	6:58.157	5:29.035	32.743	56.379	257.1	24:58.123
9	1	6:58.157	5:29.035	32.743	56.379	257.1	24:58.123	9	1	2:04.531	37.614	32.033	54.884	259.0	27:02.654
10	1	2:04.531	37.614	32.033	54.884	259.0	27:02.654	82 CRS Racing Ferrari F430 Adam Christodoulou LM GTE Am Klaas Hummel Phil Quaife							

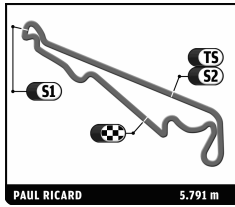


LE MANS SERIES 6 HOURS OF LE CASTELLET

Free Practice 1

Sector Analysis

Personal Best							Session Best							B Crossing the finish line in pit lane										
Lap	D	Time	Sector 1	Sector 2	Sector 3	T. Spd	Elapsed	Lap	D	Time	Sector 1	Sector 2	Sector 3	T. Spd	Elapsed	Lap	D	Time	Sector 1	Sector 2	Sector 3	T. Spd	Elapsed	
11	1	2:02.493	37.045	31.465	53.983	260.2	29:05.147	4	1	2:02.341	36.482	31.535	54.324	262.8	13:39.140									
12	1	2:02.614	36.908	31.524	54.182	262.1	31:07.761	5	1	2:11.182B	36.482	31.520	1:03.180	262.1	15:50.322									
13	1	2:02.763	36.698	31.597	54.468	261.5	33:10.524	6	1	6:18.626	4:52.426	31.661	54.539	260.2	22:08.948									
14	1	2:02.476	36.858	31.544	54.074	261.5	35:13.000	7	1	2:02.133	36.707	31.421	54.005	265.4	24:11.081									
15	1	2:13.727B	36.709	31.633	1:05.385	262.1	37:26.727	8	1	2:03.036	36.899	31.416	54.721	265.4	26:14.117									
16	1	4:27.858	3:01.125	32.483	54.250	260.2	41:54.585	9	1	2:10.177B	36.437	31.482	1:02.258	262.1	28:24.294									
17	1	2:01.825	36.787	31.464	53.574	260.2	43:56.410	10	1	5:57.848	4:30.935	31.596	55.317	258.4	34:22.142									
18	1	2:02.335	36.438	31.482	54.415	261.5	45:58.745	11	1	2:01.118	36.177	31.633	53.308	257.1	36:23.260									
19	1	2:11.522B	37.373	31.684	1:02.465	264.7	48:10.267	12	1	2:00.451	35.766	31.590	53.095	257.8	38:23.711									
20	2	4:41.218	3:10.493	32.301	58.424	260.9	52:51.485	13	1	2:01.114	36.069	31.464	53.581	258.4	40:24.825									
21	2	2:08.189	38.176	32.383	57.630	260.2	54:59.674	14	1	2:10.464B	35.869	31.492	1:03.103	259.0	42:35.289									
22	2	2:06.398	38.337	32.079	55.982	262.8	57:06.072	15	1	4:45.734	3:16.837	32.864	56.033	255.3	47:21.023									
23	2	2:07.648	38.168	32.012	57.468	252.3	59:13.720	16	1	2:03.298	37.173	31.963	54.162	257.8	49:24.321									
24	2	2:06.347	37.717	32.337	56.293	250.0	1:01:20.067	17	1	2:01.962	36.774	31.571	53.617	259.6	51:26.283									
86 Young Driver AMR Tomas Enge Alex Müller Aston Martin Vantage Christoffer Nygaard LM GTE Pro							91 Hope Racing Luca Moro Nicola Marroc Zhang Shanqi FLM - Oreca - 09 FLM																	
1	1	8:21.663B	6:33.880	36.530	1:11.253	209.7	8:21.663	1	2	5:36.958B	1:15.725	32.766	3:48.467	248.8	5:36.958									
2	1	35:22.749	...	32.593	57.989	255.3	43:44.412	2	2	2:26.435	58.205	31.980	56.250	260.2	8:03.393									
3	1	2:03.544	37.291	31.518	54.735	258.4	45:47.956	3	2	2:01.529	37.639	30.712	53.178	264.7	10:04.922									
4	1	2:01.373	36.734	31.090	53.549	260.2	47:49.329	4	2	2:01.982	37.212	30.473	54.297	269.3	12:06.904									
5	1	2:01.758	36.670	30.894	54.194	262.1	49:51.087	5	2	2:01.352	37.112	30.539	53.701	271.4	14:08.256									
6	1	2:02.751	36.349	31.028	55.374	259.0	51:53.838	6	2	1:58.873	36.123	30.270	52.480	267.3	16:07.129									
7	1	2:12.532B	36.838	31.387	1:04.307	258.4	54:06.370	7	2	2:04.907	41.731	30.784	52.392	266.7	18:12.036									
8	3	4:10.714	2:42.067	32.775	55.872	255.9	58:17.084	8	2	1:58.341	35.818	30.347	52.176	267.3	20:10.377									
9	3	2:04.748	37.619	31.153	55.976	261.5	1:00:21.832	9	2	1:59.773	36.927	30.394	52.452	271.4	22:10.150									
88 Team Felbermayr - Proton Christian Ried Horst Felbermayr Jr. Porsche 911 RSR (997) LM GTE Am							92 Neil Garner Motorsport John Hartshorne Steve Keating Phil Keen FLM - Oreca - 09 FLM																	
1	2	5:29.899	3:47.818	35.072	1:07.009	259.6	5:29.899	1	3	20:09.808	...	32.166	54.504	261.5	20:09.808									
2	2	2:10.170	39.265	33.764	57.141	233.8	7:40.069	2	3	2:00.054	36.589	30.783	52.682	266.7	22:09.862									
3	2	2:21.923B	39.009	31.523	1:11.391	270.0	10:01.992	3	3	2:01.436	36.914	30.393	54.129	270.0	24:11.298									
4	2	4:26.006	2:56.985	31.657	57.364	266.7	14:27.998	4	3	2:13.352B	35.582	30.519	1:07.251	266.7	26:24.650									
5	2	2:06.068	37.568	31.524	56.976	267.3	16:34.066	5	3	3:07.123	1:44.750	30.413	51.960	264.7	29:31.773									
6	2	2:02.414	36.781	31.209	54.424	269.3	18:36.480	6	3	1:58.124	35.786	30.460	51.878	264.7	31:29.897									
7	2	2:03.255	36.969	31.156	55.130	267.3	20:39.735	7	3	1:56.909	35.268	30.261	51.380	265.4	33:26.806									
8	2	2:02.467	36.637	31.100	54.730	267.3	22:42.202																	
9	2	2:02.982	36.391	31.013	55.578	268.0	24:45.184																	
10	2	2:03.348	36.428	31.149	55.771	267.3	26:48.532																	
11	2	2:02.862	37.050	31.115	54.697	268.0	28:51.394																	
12	2	2:12.816B	37.338	31.295	1:04.183	267.3	31:04.210																	
13	3	6:20.356B	4:20.957	34.757	1:24.642	259.0	37:24.566																	
14	3	7:38.726	6:01.218	34.336	1:03.172	262.8	45:03.292																	
15	3	2:18.288	41.549	33.200	1:03.539	264.1	47:21.580																	
16	3	2:17.382	40.868	33.004	1:03.510	266.7	49:38.962																	
17	3	2:15.659	40.580	32.688	1:02.391	266.0	51:54.621																	
18	3	2:14.874	40.415	32.357	1:02.102	268.0	54:09.495																	
19	3	2:14.575	41.114	32.673	1:00.788	266.7	56:24.070																	
20	3	2:14.108	39.737	32.684	1:01.687	266.0	58:38.178																	
21	3	2:12.694	39.677	32.354	1:00.663	266.0	1:00:50.872																	



LE MANS SERIES

6 HOURS OF LE CASTELLET

Free Practice 1

Sector Analysis

							Personal Best		Session Best		B Crossing the finish line in pit lane					
Lap	D	Time	Sector 1	Sector 2	Sector 3	T. Spd	Elapsed	Lap	D	Time	Sector 1	Sector 2	Sector 3	T. Spd	Elapsed	
93 Genoa Racing Elton Julian Christian Zuegel							FLM - Oreca - 09		Jens Petersen		FLM					
1	1	4:00.148 B	2:21.145	32.078	1:06.925	259.0	4:00.148									
2	1	5:22.806	3:58.614	31.163	53.029	257.8	9:22.954									
3	1	1:58.801	36.325	30.783	51.693	259.0	11:21.755									
4	1	2:08.502 B	35.461	30.526	1:02.515	262.1	13:30.257									
5	2	7:39.454	6:03.159	34.827	1:01.468	257.1	21:09.711									
6	2	2:16.272	42.488	34.108	59.676	259.0	23:25.983									
7	2	2:15.268	43.018	33.071	59.179	256.5	25:41.251									
8	2	2:10.476	40.077	32.212	58.187	256.5	27:51.727									
9	2	2:10.468	39.881	32.912	57.675	256.5	30:02.195									
10	2	2:10.620	39.666	32.998	57.956	256.5	32:12.815									
11	2	2:11.427	39.519	32.555	59.353	257.1	34:24.242									
12	2	2:11.234	40.116	32.741	58.377	257.8	36:35.476									
13	2	2:09.679	39.525	32.425	57.729	254.7	38:45.155									
14	2	2:21.594 B	39.850	32.091	1:09.653	256.5	41:06.749									
15	3	5:13.983	3:46.600	31.939	55.444	254.1	46:20.732									
16	3	2:03.384	37.380	31.413	54.591	255.3	48:24.116									
17	3	2:00.272	36.284	30.938	53.050	260.9	50:24.388									
18	3	2:00.048	36.366	31.099	52.583	255.3	52:24.436									
19	3	1:59.421	35.914	30.992	52.515	256.5	54:23.857									
20	3	1:59.151	35.555	30.776	52.820	258.4	56:23.008									
21	3	1:57.837	35.655	30.725	51.457	258.4	58:20.845									
22	3	1:59.504	35.603	30.763	53.138	260.2	1:00:20.349									
99 JMB Racing Manuel Rodrigues Jean-Marc Menahem							FLM - Oreca - 09		Nicolas Misslin		FLM					
1	3	2:52.640	1:20.065	32.890	59.685	238.9	2:52.640									
2	3	2:04.029	37.580	31.194	55.255	263.4	4:56.669									
3	3	2:02.619	37.593	31.132	53.894	263.4	6:59.288									
4	3	1:59.976	36.810	30.802	52.364	264.7	8:59.264									
5	3	2:22.185 B	37.266	30.552	1:14.367	267.3	11:21.449									
6	3	5:31.676	4:05.572	31.544	54.560	263.4	16:53.125									
7	3	2:00.090	36.971	30.889	52.230	266.0	18:53.215									
8	3	2:13.909 B	37.054	31.177	1:05.678	266.0	21:07.124									
9	3	3:32.478	2:08.341	30.995	53.142	265.4	24:39.602									
10	3	1:59.464	36.499	30.260	52.705	270.7	26:39.066									
11	3	1:59.049	35.987	30.574	52.488	265.4	28:38.115									
12	3	2:10.986 B	36.389	30.735	1:03.862	265.4	30:49.101									
13	2	4:34.683	3:03.913	33.422	57.348	248.3	35:23.784									
14	2	2:17.034	38.324	31.021	1:07.689	265.4	37:40.818									
15	2	2:00.982	36.958	30.675	53.349	266.7	39:41.800									
16	2	2:00.387	36.917	30.279	53.191	269.3	41:42.187									
17	2	2:03.895	38.283	31.033	54.579	270.0	43:46.082									
18	2	2:02.225	37.135	30.461	54.629	268.0	45:48.307									
19	2	2:04.187	37.465	30.636	56.086	270.7	47:52.494									
20	2	1:59.969	36.594	30.507	52.868	269.3	49:52.463									
21	2	2:02.353	36.104	30.093	56.156	272.0	51:54.816									
22	2	2:04.453	37.430	30.290	56.733	255.9	53:59.269									
23	2	2:00.285	36.502	30.467	53.316	267.3	55:59.554									
24	2	1:59.979	36.450	30.358	53.171	268.0	57:59.533									
25	2	1:59.529	36.413	30.302	52.814	267.3	59:59.062									
26	2	1:58.720	35.868	30.212	52.640	266.0	1:01:57.782									
95 Pegasus Racing Mirco Schultis Patrick Simon							FLM - Oreca - 09		Julien Schell		FLM					
1	1	4:00.687	2:21.111	36.974	1:02.602	238.4	4:00.687									
2	1	2:21.811 B	41.055	32.466	1:08.290	259.6	6:22.498									
3	1	4:40.904	3:12.337	31.730	56.837	255.9	11:03.402									
4	1	2:04.647	37.857	31.157	55.633	261.5	13:08.049									
5	1	2:03.004	37.434	30.949	54.621	261.5	15:11.053									
6	1	3:10.991	1:43.356	32.083	55.552	262.1	18:22.044									
7	1	2:03.178	37.325	31.180	54.673	261.5	20:25.222									
8	1	2:01.602	37.204	30.766	53.632	262.1	22:26.824									
9	1	2:00.474	36.765	30.743	52.966	262.8	24:27.298									
10	1	2:01.047	36.705	30.735	53.607	262.8	26:28.345									
11	1	2:02.458	37.645	30.597	54.216	266.0	28:30.803									
12	1	1:59.555	36.027	30.619	52.909	262.8	30:30.358									
13	1	2:10.671 B	36.653	31.041	1:02.977	262.1	32:41.029									
14	2	5:00.714	3:33.722	31.620	55.372	260.2	37:41.743									
15	2	2:00.325	36.463	30.484	53.378	269.3	39:42.068									
16	2	1:59.372	35.617	30.541	53.214	266.0	41:41.440									
17	2	1:59.773	36.234	30.823	52.716	265.4	43:41.213									
18	2	1:59.826	35.652	31.653	52.521	262.8	45:41.039									
19	2	2:09.684 B	36.411	31.048	1:02.225	262.1	47:50.723									