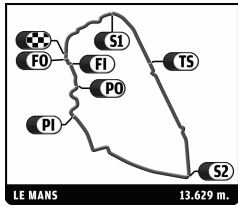




# 24 HEURES DU MANS 90<sup>ANS</sup>

## 22-23 JUN 2013



FIA WEC  
81<sup>e</sup> Edition des 24 Heures du Mans  
Warm Up

### Sector Analysis

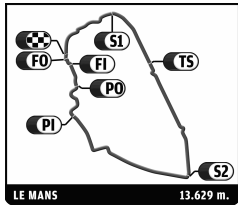
Personal Best Session Best B Crossing the finish line in pit lane

Lap	D	Time	Sector 1	Sector 2	Sector 3	T. Spd	Elapsed	Lap	D	Time	Sector 1	Sector 2	Sector 3	T. Spd	Elapsed		
<b>1</b>	<b>Audi Sport Team Joest</b> Audi R18 e-tron quattro LMP1 1. André LOTTERER 3. Benoit TRÉLUIER 2. Marcel FÄSSLER							<b>8</b>	<b>Toyota Racing</b> Toyota TS030 - Hybrid LMP1 1. Anthony DAVIDSON 3. Stéphane SARRAZIN 2. Sébastien BUEMI								
	1	2	3:59.827	54.721	1:28.357	1:36.749	234.2		3:59.827	1	1	5:34.866	2:28.962	1:26.751	1:39.153	318.2	5:34.866
	2	2	3:27.975	33.040	1:21.047	1:33.888	321.0		7:27.802	2	1	3:46.280 B	33.388	1:23.756	1:49.136	282.5	9:21.146
	3	2	3:29.212	33.373	1:20.687	1:35.152	319.1		10:57.014	3	1	8:47.765	5:49.719	1:22.945	1:35.101	316.3	18:08.911
	4	2	3:30.606	32.812	1:20.420	1:37.374	322.9		14:27.620	4	1	3:32.149	34.365	1:22.108	1:35.676	316.3	21:41.060
	5	2	3:26.963	33.187	1:19.851	1:33.925	318.2		17:54.583	5	1	3:32.273	33.897	1:21.247	1:37.129	318.2	25:13.333
	6	2	3:39.744 B	33.169	1:19.703	1:46.872	320.1		21:34.327	6	1	3:32.509	33.102	1:22.173	1:37.234	319.1	28:45.842
	7	1	4:28.225	1:32.254	1:21.454	1:34.517	317.2		26:02.552	7	1	3:41.982 B	33.116	1:23.159	1:45.707	319.1	32:27.824
	8	1	3:29.501	33.448	1:20.527	1:35.526	321.0		29:32.053	8	1	4:44.103	1:41.256	1:25.493	1:37.354	314.5	37:11.927
	9	1	3:28.488	32.538	1:20.880	1:35.070	303.0		33:00.541	9	1	3:33.205	33.620	1:23.760	1:35.825	303.0	40:45.132
	10	1	3:29.655	33.439	1:21.360	1:34.856	301.3		36:30.196	10	1	4:26.078 B	37.129	1:35.302	2:13.647	252.8	45:11.210
	11	1	3:28.064	33.066	1:21.266	1:33.732	319.1		39:58.260								
	12	1	4:26.477 B	32.315	1:26.424	2:27.738	320.1		44:24.737								
<b>2</b>	<b>Audi Sport Team Joest</b> Audi R18 e-tron quattro LMP1 1. Tom KRISTENSEN 3. Allan McNISH 2. Loïc DUVAL							<b>12</b>	<b>Rebellion Racing</b> Lola B12/60 Coupé - Toyota LMP1 1. Nicolas PROST 3. Nick HEIDFELD 2. Neel JANI								
	1	2	3:56.003	53.208	1:25.184	1:37.611	310.0		3:56.003	1	2	4:02.283 B	42.447	1:29.348	1:50.488	261.3	4:02.283
	2	2	3:26.769	32.898	1:21.146	1:32.725	315.4		7:22.772	2	2	5:26.057	2:19.959	1:25.851	1:40.247	304.7	9:28.340
	3	2	3:37.840 B	33.516	1:20.649	1:43.675	314.5		11:00.612	3	2	3:39.128	34.769	1:24.971	1:39.388	303.9	13:07.468
	4	1	4:39.262	1:33.701	1:25.085	1:40.476	313.6		15:39.874	4	2	3:45.919 B	35.498	1:24.783	1:45.638	304.7	16:53.387
	5	1	5:25.906 B	32.907	1:20.704	3:32.295	316.3		21:05.780	5	1	4:57.100	1:49.208	1:26.183	1:41.709	265.8	21:50.487
	6	3	7:28.023	4:22.052	1:22.682	1:43.289	312.7		28:33.803	6	1	3:48.408 B	35.788	1:26.073	1:46.547	307.3	25:38.895
	7	3	3:27.784	33.576	1:20.523	1:33.685	317.2		32:01.587	7	3	6:06.812	3:03.370	1:25.599	1:37.843	303.9	31:45.707
	8	3	3:26.730	33.003	1:20.377	1:33.350	318.2		35:28.317	8	3	3:36.618	34.777	1:22.719	1:39.122	307.3	35:22.325
	9	3	3:26.864	33.576	1:20.099	1:33.189	316.3		38:55.181	9	3	3:30.391	33.014	1:21.865	1:35.512	307.3	38:52.716
	10	3	4:11.993 B	32.477	1:19.885	2:19.631	320.1		43:07.174	10	3	4:18.644 B	33.079	1:22.546	2:23.019	308.2	43:11.360
<b>3</b>	<b>Audi Sport Team Joest</b> Audi R18 e-tron quattro LMP1 1. Marc GENÉ 3. Oliver JARVIS 2. Lucas DI GRASSI							<b>13</b>	<b>Rebellion Racing</b> Lola B12/60 Coupé - Toyota LMP1 1. Andrea BELICCHI 3. Cong Fu CHENG 2. Mathias BECHE								
	1	3	3:58.246	52.273	1:27.025	1:38.948	307.3		3:58.246	1	1	4:45.013 B	1:17.861	1:32.515	1:54.637	252.2	4:45.013
	2	3	3:27.124	33.137	1:20.326	1:33.661	321.0		7:25.370	2	1	6:41.427	3:30.182	1:28.061	1:43.184	303.9	11:26.440
	3	3	3:30.639	33.514	1:20.399	1:36.726	321.0		10:56.009	3	1	3:37.190	34.291	1:24.147	1:38.752	306.5	15:03.630
	4	3	3:37.096 B	32.885	1:20.746	1:43.465	322.0		14:33.105	4	1	3:35.707	33.594	1:24.927	1:37.186	307.3	18:39.337
	5	1	4:53.661	1:51.185	1:22.527	1:39.949	318.2		19:26.766	5	1	3:34.437	33.180	1:22.811	1:38.446	308.2	22:13.774
	6	1	3:40.054	37.787	1:23.257	1:39.010	318.2		23:06.820	6	1	3:45.410 B	35.025	1:24.249	1:46.136	304.7	25:59.184
	7	1	3:39.990	35.882	1:21.286	1:42.822	308.2		26:46.810	7	3	5:36.512	2:28.803	1:26.249	1:41.460	306.5	31:35.696
	8	1	3:36.020 B	32.327	1:19.837	1:43.856	320.1		30:22.830	8	3	3:40.584	34.220	1:23.831	1:42.533	305.6	35:16.280
	9	2	4:38.818	1:39.332	1:22.860	1:36.626	319.1		35:01.648	9	3	3:44.964 B	33.745	1:23.545	1:47.674	305.6	39:01.244
	10	2	3:28.986	32.460	1:19.983	1:36.543	321.0		38:30.634	10	2	5:47.313 B	2:09.165	1:25.250	2:12.898	301.3	44:48.557
	11	2	4:13.779 B	32.793	1:20.484	2:20.502	322.0		42:44.413								
<b>7</b>	<b>Toyota Racing</b> Toyota TS030 - Hybrid LMP1 1. Alexander WURZ 3. Kazuki NAKAJIMA 2. Nicolas LAPIERRE							<b>21</b>	<b>Strakka Racing</b> HPD ARX 03c - Honda LMP1 1. Nick LEVENTIS 3. Jonny KANE 2. Danny WATTS								
	1	2	4:18.400 B	59.431	1:31.753	1:47.216	258.2		4:18.400	1	2	5:24.680 B	1:58.560	1:32.112	1:54.008	225.8	5:24.680
	2	2	8:45.713	5:42.034	1:24.623	1:39.056	316.3		13:04.113	2	2	11:11.250	8:01.649	1:27.752	1:41.849	306.5	16:35.930
	3	2	3:34.748	33.206	1:23.723	1:37.819	318.2		16:38.861	3	2	3:45.175	34.207	1:25.067	1:45.901	305.6	20:21.105
	4	2	3:33.016	32.819	1:22.037	1:38.160	322.0		20:11.877	4	2	3:41.041	33.869	1:24.950	1:42.222	309.1	24:02.146
	5	2	3:30.579	33.279	1:20.890	1:36.410	319.1		23:42.456	5	2	3:45.394	37.962	1:26.351	1:41.081	309.1	27:47.540
	6	2	3:32.670	35.578	1:22.805	1:34.287	317.2		27:15.126	6	2	3:44.145 B	33.737	1:23.807	1:46.601	307.3	31:31.685
	7	2	3:30.880	32.904	1:22.165	1:35.811	321.0		30:46.006	7	2	5:22.486 B	2:09.198	1:25.438	1:47.850	310.0	36:54.171
	8	2	3:28.159	32.985	1:20.732	1:34.442	319.1		34:14.165								
	9	2	3:26.227	32.990	1:19.796	1:33.441	322.0		37:40.392								
10	2	3:48.816 B	32.958	1:21.217	1:54.641	320.1	41:29.208										
<b>24</b>	<b>OAK Racing</b> Morgan - Nissan LMP2 1. Olivier PLA 3. Alex BRUNDLE 2. David HEINEMEIER HANSSON							<b>24</b>	<b>OAK Racing</b> Morgan - Nissan LMP2 1. Olivier PLA 3. Alex BRUNDLE 2. David HEINEMEIER HANSSON								
	1	2	5:10.176 B	1:28.112	1:35.242	2:06.822	262.6		5:10.176	1	2	5:10.176 B	1:28.112	1:35.242	2:06.822	262.6	5:10.176
	2	2	7:33.481 B	3:59.472	1:32.298	2:01.711	289.3		12:43.657	2	2	7:33.481 B	3:59.472	1:32.298	2:01.711	289.3	12:43.657
	3	2	4:46.425	1:30.521	1:29.620	1:46.284	294.8		17:30.082	3	2	4:46.425	1:30.521	1:29.620	1:46.284	294.8	17:30.082
	4	2	3:54.352	36.531	1:30.348	1:47.473	272.5		21:24.434	4	2	3:54.352	36.531	1:30.348	1:47.473	272.5	21:24.434



# 24 HEURES DU MANS 90<sup>ANS</sup>

## 22-23 JUN 2013



### FIA WEC

#### 81<sup>e</sup> Edition des 24 Heures du Mans

#### Warm Up

### Sector Analysis

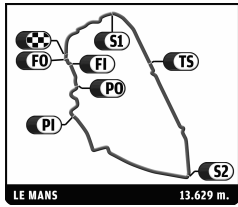
■ Personal Best ■ Session Best ■ Crossing the finish line in pit lane

Lap	D	Time	Sector 1	Sector 2	Sector 3	T. Spd	Elapsed	Lap	D	Time	Sector 1	Sector 2	Sector 3	T. Spd	Elapsed
5	2	3:50.484	37.095	1:28.670	1:44.719	297.2	25:14.918	3	1	<b>3:55.335</b>	<b>37.317</b>	1:29.334	<b>1:48.684</b>	303.0	36:19.242
6	2	3:46.093	<b>35.503</b>	1:28.069	<b>1:42.521</b>	296.4	29:01.011	4	1	4:06.957 <b>B</b>	38.225	<b>1:29.173</b>	1:59.559	304.7	40:26.199
7	2	3:46.640	36.110	1:27.536	1:42.994	296.4	32:47.651	<div style="border: 1px solid black; padding: 5px;"> <b>32</b> Lotus Lotus T128 LMP2            1.Thomas HOLZER 3.Jan CHAROUZ            2.Dominik KRAIHAMER         </div>							
8	2	<b>3:44.807</b>	35.674	<b>1:26.580</b>	1:42.553	293.2	36:32.458	1	3	5:57.238	1:52.070	2:04.321	2:00.847	231.2	5:57.238
9	2	4:00.037 <b>B</b>	36.180	1:29.125	1:54.732	298.0	40:32.495	2	3	3:53.044	37.950	1:29.380	1:45.714	298.0	9:50.282
<div style="border: 1px solid black; padding: 5px;"> <b>25</b> Delta-ADR Oreca 03 - Nissan LMP2            1.Tor GRAVES 3.Archie HAMILTON            2.Shinji NAKANO         </div>								3	3	3:51.848	36.360	1:28.675	1:46.813	301.3	13:42.130
1	2	5:56.933	2:25.990	1:34.777	1:56.166	216.8	5:56.933	4	3	3:48.982	37.143	1:27.464	1:44.375	298.8	17:31.112
2	2	<b>3:44.336</b>	35.615	1:27.271	<b>1:41.450</b>	291.6	9:41.269	5	3	3:52.928	36.294	1:28.174	1:48.460	300.5	21:24.040
3	2	3:56.143 <b>B</b>	<b>34.583</b>	<b>1:26.475</b>	1:55.085	293.2	13:37.412	6	3	3:56.917 <b>B</b>	<b>36.085</b>	<b>1:27.154</b>	1:53.678	298.0	25:20.957
4	3	6:16.954	2:56.079	1:31.041	1:49.834	273.2	19:54.366	7	1	5:33.053	2:15.356	1:31.241	1:46.456	300.5	30:54.010
5	3	3:49.637	35.790	1:28.326	1:45.521	290.0	23:44.003	8	1	3:49.547	36.890	1:28.779	1:43.878	273.2	34:43.557
6	3	4:00.848 <b>B</b>	36.739	1:28.638	1:55.471	291.6	27:44.851	9	1	<b>3:48.024</b>	<b>35.664</b>	1:28.506	<b>1:43.854</b>	299.7	38:31.581
7	1	5:51.833	2:32.842	1:31.656	1:47.335	246.4	33:36.684	10	1	4:31.774 <b>B</b>	36.287	1:28.401	2:27.086	298.8	43:03.355
8	1	3:46.889	35.449	1:27.862	1:43.578	294.0	37:23.573	<div style="border: 1px solid black; padding: 5px;"> <b>33</b> Level 5 Motorsports HPD ARX 03b - Honda LMP2            1.Scott TUCKER 3.Ryan BRISCOE            2.Marino FRANCHITTI         </div>							
<div style="border: 1px solid black; padding: 5px;"> <b>26</b> G-Drive Racing Oreca 03 - Nissan LMP2            1.Roman RUSINOV 3.Mike CONWAY            2.John MARTIN         </div>								1	3	5:02.615 <b>B</b>	52.783	1:34.042	2:35.790	224.9	5:02.615
1	3	7:24.091 <b>B</b>	3:38.691	1:46.035	1:59.365	233.7	7:24.091	2	3	8:38.887	5:19.094	1:32.474	1:47.319	265.8	13:41.502
2	2	9:39.722	6:23.376	1:30.113	1:46.233	290.0	17:03.813	3	3	<b>3:49.220</b>	35.686	1:27.927	1:45.607	292.4	17:30.722
3	2	3:48.534	35.374	1:28.114	1:45.046	294.0	20:52.347	4	3	3:49.741	36.166	1:28.163	<b>1:45.412</b>	292.4	21:20.463
4	2	3:54.995 <b>B</b>	37.125	1:28.496	1:49.374	293.2	24:47.342	5	3	3:54.467 <b>B</b>	<b>35.645</b>	<b>1:27.047</b>	1:51.775	291.6	25:14.930
5	2	6:06.308	2:54.215	1:28.202	1:43.891	290.0	30:53.650	6	3	8:12.418 <b>B</b>	4:53.560	1:28.364	1:50.494	290.0	33:27.348
6	2	<b>3:43.158</b>	34.802	1:27.458	<b>1:40.898</b>	291.6	34:36.808	7	1	5:21.273	1:58.761	1:32.696	1:49.816	277.4	38:48.621
7	2	3:50.532 <b>B</b>	<b>34.750</b>	<b>1:27.209</b>	1:48.573	290.8	38:27.340	8	1	4:26.343 <b>B</b>	36.528	1:30.210	2:19.605	294.0	43:14.964
8	2	6:45.154 <b>B</b>	2:54.441	1:37.418	2:13.295	242.0	45:12.494	<div style="border: 1px solid black; padding: 5px;"> <b>34</b> Race Performance Oreca 03 - Judd LMP2            1.Michel FREY 3.Jeroen BLEEKEMOLEN            2.Patric NIEDERHAUSER         </div>							
<div style="border: 1px solid black; padding: 5px;"> <b>28</b> Gulf Racing Middle East Lola B12/80 Coupé - Nissan LMP2            1.Fabien GIOIX 3.Keiko IHARA            2.Philippe HAEZEBROUCK         </div>								1	2	5:26.446	1:41.470	1:45.767	1:59.209	220.8	5:26.446
1	2	5:08.242 <b>B</b>	1:16.953	1:43.650	2:07.639	177.9	5:08.242	2	2	4:09.320	37.988	1:39.849	1:51.483	204.9	9:35.766
2	2	6:27.094	3:00.071	1:34.586	1:52.437	282.5	11:35.336	3	2	6:28.132 <b>B</b>	40.987	2:00.067	3:47.078	212.5	16:03.898
3	2	4:14.199 <b>B</b>	38.908	1:32.151	2:03.140	288.5	15:49.535	4	3	18:45.482	...	1:33.551	1:52.409	274.6	34:49.380
4	1	5:39.969	2:21.308	1:30.650	1:48.011	263.2	21:29.504	5	3	<b>3:49.800</b>	<b>36.371</b>	<b>1:29.435</b>	<b>1:43.994</b>	291.6	38:39.180
5	1	<b>3:48.723</b>	<b>36.432</b>	<b>1:28.520</b>	<b>1:43.771</b>	290.0	25:18.227	6	3	4:25.902 <b>B</b>	37.380	1:29.532	2:18.990	291.6	43:05.082
6	1	4:06.378 <b>B</b>	38.061	1:31.606	1:56.711	274.6	29:24.605	<div style="border: 1px solid black; padding: 5px;"> <b>35</b> OAK Racing Morgan - Nissan LMP2            1.Bertrand BAGUETTE 3.Martin PLOWMAN            2.Ricardo GONZALEZ         </div>							
7	1	11:25.547	8:08.310	1:33.145	1:44.092	238.3	40:50.152	1	3	5:12.777 <b>B</b>	1:36.730	1:35.951	2:00.096	252.8	5:12.777
8	1	4:45.609 <b>B</b>	37.448	1:35.931	2:32.230	215.1	45:35.761	2	3	5:34.933	2:22.984	1:28.799	1:43.150	290.0	10:47.710
<div style="border: 1px solid black; padding: 5px;"> <b>30</b> HVM Status GP Lola B12/80 Coupé - Judd LMP2            1.Johnny MOWLEM 3.Jonathan HIRSCHI            2.Tony BURGESS         </div>								3	3	3:46.694	35.121	1:28.683	1:42.890	295.6	14:34.404
1	1	5:57.639	2:17.175	1:42.236	1:58.228	246.4	5:57.639	4	3	3:45.673	35.058	1:27.970	1:42.645	291.6	18:20.077
2	1	3:53.958	37.976	1:30.437	1:45.545	287.7	9:51.597	5	3	3:53.455 <b>B</b>	<b>34.876</b>	<b>1:27.020</b>	1:51.559	290.8	22:13.532
3	1	3:50.794	<b>36.188</b>	1:29.424	1:45.182	289.3	13:42.391	6	2	5:43.665	2:28.837	1:29.636	1:45.192	293.2	27:57.197
4	1	<b>3:49.580</b>	36.400	<b>1:29.320</b>	<b>1:43.860</b>	288.5	17:31.971	7	2	3:45.609	35.589	1:27.719	<b>1:42.301</b>	291.6	31:42.806
5	1	4:01.746 <b>B</b>	37.419	1:29.615	1:54.712	288.5	21:33.717	8	2	<b>3:45.047</b>	35.160	1:27.348	1:42.539	292.4	35:27.853
6	2	6:06.918	2:38.945	1:36.141	1:51.832	281.0	27:40.635	9	2	3:46.150	36.069	1:27.707	1:42.374	295.6	39:14.003
7	2	3:54.469	36.971	1:30.995	1:46.503	283.2	31:35.104	10	2	4:36.833 <b>B</b>	35.134	1:28.772	2:32.927	294.8	43:50.836
8	2	5:51.720	2:29.373	1:33.564	1:48.783	282.5	37:26.824	<div style="border: 1px solid black; padding: 5px;"> <b>36</b> Signatech Alpine Alpine - Nissan LMP2            1.Nelson PANCIATICI 3.Tristan GOMMENDY            2.Pierre RAGUES         </div>							
9	2	4:28.259 <b>B</b>	37.544	1:31.362	2:19.353	284.7	41:55.083	1	3	5:14.379	1:53.762	1:34.566	1:46.051	281.7	5:14.379
<div style="border: 1px solid black; padding: 5px;"> <b>31</b> Lotus Lotus T128 LMP2            1.Kevin WEEDA 3.Christophe BOUCHUT            2.James ROSSITER         </div>								2	3	3:47.759	<b>35.483</b>	1:27.836	1:44.440	292.4	9:02.138
1	1	5:23.323 <b>B</b>	1:09.007	1:52.752	2:21.564	214.6	5:23.323	3	3	3:57.014 <b>B</b>	36.162	1:29.451	1:51.401	296.4	12:59.152
2	1	27:00.584	...	1:32.924	1:51.254	293.2	32:23.907	4	2	5:35.023	2:21.822	1:29.277	1:43.924	292.4	18:34.175



# 24 HEURES DU MANS 90<sup>ANS</sup>

## 22-23 JUN 2013



### FIA WEC

#### 81<sup>e</sup> Edition des 24 Heures du Mans

#### Warm Up

### Sector Analysis

Personal Best Session Best B Crossing the finish line in pit lane

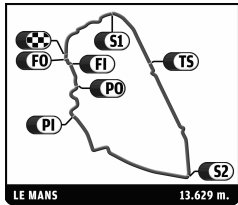
Lap	D	Time	Sector 1	Sector 2	Sector 3	T. Spd	Elapsed	Lap	D	Time	Sector 1	Sector 2	Sector 3	T. Spd	Elapsed
5	2	3:47.574	35.750	1:27.496	1:44.328	294.0	22:21.749	3	3	3:55.649 B	35.247	1:28.874	1:51.528	289.3	13:12.404
6	2	3:55.809 B	36.321	1:28.095	1:51.393	291.6	26:17.558	4	1	5:18.926	2:07.640	1:29.515	1:41.771	288.5	18:31.330
7	1	4:57.722	1:46.701	1:27.865	1:43.156	290.0	31:15.280	5	1	3:45.851	35.108	1:27.444	1:43.299	289.3	22:17.181
8	1	3:45.781	35.661	1:28.063	1:42.057	294.0	35:01.061	6	1	3:53.363 B	35.990	1:26.621	1:50.752	290.8	26:10.544
9	1	3:59.400 B	36.161	1:29.164	1:54.075	291.6	39:00.461	7	2	6:56.141	3:42.806	1:29.566	1:43.769	290.0	33:06.685
10	3	5:45.147 B	1:56.044	1:32.773	2:16.330	289.3	44:45.608	8	2	3:49.881	36.548	1:27.052	1:46.281	294.8	36:56.566
<b>38 Jota Sport</b> Zytec Z11SN - Nissan 1.Simon DOLAN 3.Lucas LUHR LMP2 2.Oliver TURVEY								<b>43 Morand Racing</b> Morgan - Judd 1.Natacha GACHNANG 3.Olivier LOMBARD LMP2 2.Franck MAILLEUX							
1	2	4:26.107	58.415	1:34.236	1:53.456	273.9	4:26.107	1	1	5:59.002	2:09.228	1:49.156	2:00.618	224.4	5:59.002
2	2	3:48.412	35.556	1:28.676	1:44.180	287.7	8:14.519	2	1	4:02.879	39.495	1:34.366	1:49.018	281.0	10:01.881
3	2	3:49.906	36.924	1:28.957	1:44.025	288.5	12:04.425	3	1	4:10.849 B	37.092	1:34.801	1:58.956	226.8	14:12.730
4	2	4:01.250 B	35.699	1:29.582	1:55.969	290.0	16:05.675	4	3	5:26.201	2:10.466	1:29.473	1:46.262	289.3	19:38.931
5	3	7:17.478	3:54.525	1:31.440	1:51.513	288.5	23:23.153	5	3	3:48.240	35.999	1:28.154	1:44.087	292.4	23:27.171
6	3	3:46.126	35.914	1:27.714	1:42.498	289.3	27:09.279	6	3	3:58.668 B	35.925	1:27.672	1:55.071	290.0	27:25.839
7	3	3:44.946	35.120	1:27.699	1:42.127	292.4	30:54.225	7	2	5:24.856	2:06.606	1:31.401	1:46.849	249.8	32:50.695
8	3	3:51.713 B	36.253	1:27.055	1:48.405	291.6	34:45.938	8	2	3:52.599	40.292	1:28.825	1:43.482	290.8	36:43.294
9	1	5:29.981	2:16.059	1:29.630	1:44.292	290.8	40:15.919	9	2	3:59.209 B	36.285	1:27.668	1:55.256	293.2	40:42.503
10	1	4:39.023 B	44.591	1:33.070	2:21.362	271.1	44:54.942	<b>45 OAK Racing</b> Morgan - Nissan 1.Jacques NICOLET 3.Philippe MONDOLOT LMP2 2.Jean-Marc MERLIN							
1	1	7:22.956 B	2:59.177	2:00.971	2:22.808	194.6	7:22.956	1	2	5:56.994	2:07.237	1:46.968	2:02.789	172.8	5:56.994
2	1	5:41.442	2:17.085	1:34.826	1:49.531	238.8	13:04.398	2	2	4:13.502	41.058	1:34.846	1:57.598	290.0	10:10.496
3	1	4:02.285	38.810	1:32.763	1:50.712	282.5	17:06.683	3	2	4:12.227	41.001	1:35.580	1:55.646	258.8	14:22.723
4	1	4:11.660 B	39.171	1:32.569	1:59.920	283.9	21:18.343	4	2	4:15.465 B	38.754	1:31.658	2:05.053	292.4	18:38.188
<b>39 DKR Engineering</b> Lola B11/40 - Judd LMP2 1.Olivier PORTA 3.Romain BRANDELA 2.Stéphane RAFFIN								<b>46 Thiriet by TDS Racing</b> Oreca 03 - Nissan LMP2 1.Pierre THIRIET 3.Maxime MARTIN 2.Ludovic BADEY							
1	2	5:41.643 B	1:53.258	1:38.559	2:09.826	257.6	5:41.643	1	2	4:54.450 B	1:12.773	1:38.196	2:03.481	254.5	4:54.450
2	2	8:46.090	3:00.782	3:48.685	1:56.623	283.9	14:27.733	2	2	6:50.069	3:33.375	1:29.871	1:46.823	287.7	11:44.519
3	2	4:14.531 B	37.144	1:32.571	2:04.816	287.7	18:42.264	3	2	3:51.433	35.646	1:28.285	1:47.502	292.4	15:35.952
4	1	8:11.953	4:36.922	1:36.188	1:58.843	283.9	26:54.217	4	2	3:49.694	35.267	1:27.995	1:46.432	292.4	19:25.646
5	1	4:09.161	42.572	1:32.445	1:54.144	291.6	31:03.378	5	2	4:11.767 B	38.294	1:29.214	2:04.259	290.8	23:37.413
6	1	4:15.565 B	38.837	1:33.638	2:03.090	286.2	35:18.943	6	1	5:48.742	2:29.398	1:31.806	1:47.538	290.8	29:26.155
7	3	5:52.909	2:09.507	1:38.210	2:05.192	286.2	41:11.852	7	1	3:51.549	35.535	1:28.497	1:47.517	290.8	33:17.704
8	3	5:03.498 B	44.560	1:35.572	2:43.366	286.9	46:15.350	8	1	3:50.100	35.944	1:28.207	1:45.949	290.0	37:07.804
<b>40 Boutsen Ginion Racing</b> Oreca 03 - Nissan LMP2 1.Matt DOWNS 3.Rodin YOUNESSI 2.Thomas DAGONEAU								<b>47 KCMG</b> Morgan - Nissan LMP2 1.Alexandre IMPERATORI 3.Matthew HOWSON 2.Ho-Pin TUNG							
1	2	5:58.747	2:03.422	1:51.520	2:03.805	154.1	5:58.747	1	2	7:02.429	3:28.737	1:39.178	1:54.514	215.1	7:02.429
2	2	4:07.916	39.954	1:35.666	1:52.296	240.9	10:06.663	2	2	3:57.360	38.204	1:29.798	1:49.358	281.7	10:59.789
3	2	4:00.652	36.618	1:34.780	1:49.254	218.1	14:07.315	3	2	3:51.929	37.586	1:28.885	1:45.458	294.0	14:51.718
4	2	3:54.714	35.998	1:30.805	1:47.911	288.5	18:02.029	4	2	3:47.308	35.720	1:27.414	1:44.174	297.2	18:39.026
5	2	4:00.771	36.175	1:33.006	1:51.590	258.2	22:02.800	5	2	4:03.191 B	37.065	1:28.383	1:57.743	297.2	22:42.217
6	2	3:56.426	37.519	1:30.850	1:48.057	286.2	25:59.226	6	3	5:08.978	1:52.796	1:30.610	1:45.572	294.8	27:51.195
7	2	3:53.803	36.405	1:29.739	1:47.659	290.0	29:53.029	7	3	3:45.170	35.771	1:26.962	1:42.437	298.0	31:36.365
8	2	4:10.319 B	36.539	1:33.958	1:59.822	276.0	34:03.348	8	3	3:46.493	35.864	1:27.319	1:43.310	298.8	35:22.858
9	3	5:33.940	2:22.525	1:28.678	1:42.737	285.4	39:37.288	9	3	3:47.304	37.353	1:27.637	1:42.314	298.8	39:10.162
10	3	4:29.842 B	34.794	1:34.753	2:20.295	287.7	44:07.130	10	3	4:38.897 B	34.777	1:31.462	2:32.658	298.0	43:49.059
<b>41 Greaves Motorsport</b> Zytec Z11SN - Nissan LMP2 1.Tom KIMBER-SMITH 3.Alexander ROSSI 2.Eric LUX								<b>42 Greaves Motorsport</b> Zytec Z11SN - Nissan LMP2 1.Jann MARDENBOROUGH 3.Michael KRUMM 2.Lucas ORDONEZ							
1	3	5:29.197	2:06.839	1:35.817	1:46.541	206.8	5:29.197	1	3	5:29.197	2:06.839	1:35.817	1:46.541	206.8	5:29.197
2	3	3:47.558	36.297	1:28.756	1:42.505	288.5	9:16.755	2	3	3:47.558	36.297	1:28.756	1:42.505	288.5	9:16.755





# 24 HEURES DU MANS 90<sup>ANS</sup>

## 22-23 JUN 2013



FIA WEC  
81<sup>e</sup> Edition des 24 Heures du Mans  
Warm Up

### Sector Analysis

■ Personal Best ■ Session Best B Crossing the finish line in pit lane

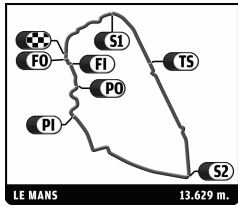
Lap	D	Time	Sector 1	Sector 2	Sector 3	T. Spd	Elapsed	Lap	D	Time	Sector 1	Sector 2	Sector 3	T. Spd	Elapsed	
1	2	4:54.890	1:07.644	1:47.058	2:00.188	183.7	4:54.890	3	1	4:07.062	38.175	1:36.491	1:52.396	281.7	15:05.939	
2	2	4:24.120 B	40.028	1:34.858	2:09.234	284.7	9:19.010	4	1	4:11.423 B	38.367	1:34.054	1:59.002	281.0	19:17.362	
3	1	5:32.356	2:01.156	1:35.082	1:56.118	280.3	14:51.366	5	2	5:37.762	2:08.484	1:36.498	1:52.780	262.6	24:55.124	
4	1	4:04.125	38.855	1:33.637	1:51.633	286.9	18:55.491	6	2	4:03.641	38.702	1:34.079	1:50.860	279.5	28:58.765	
5	1	4:03.317	38.494	1:33.326	1:51.497	283.9	22:58.808	7	2	4:09.959 B	38.557	1:33.511	1:57.891	281.7	33:08.724	
6	1	4:11.351 B	39.370	1:33.271	1:58.710	283.9	27:10.159	8	3	5:29.123	2:02.417	1:34.819	1:51.887	281.0	38:37.847	
7	3	5:39.458	2:04.018	1:35.630	1:59.810	284.7	32:49.617	9	3	4:35.245 B	38.502	1:33.734	2:23.009	283.2	43:13.092	
8	3	4:15.613	43.314	1:35.320	1:56.979	286.2	37:05.230									
9	3	4:09.278	39.949	1:34.422	1:54.907	287.7	41:14.508									
10	3	5:03.684 B	43.684	1:38.658	2:41.342	253.3	46:18.192									
<b>67</b>	<b>IMSA Performance Matmut</b>		Porsche 911 GT3 RSR			1.Pascal GIBON 2.Patrice MILESI		3.Wolf HENZLER		LMGTE Am						
1	3	5:21.188	1:49.740	1:37.895	1:53.553	268.4	5:21.188	1	2	4:35.556	50.667	1:40.914	2:03.975	278.8	4:35.556	
2	3	4:03.312	39.016	1:33.602	1:50.694	283.2	9:24.500	2	2	4:26.999 B	41.012	1:36.937	2:09.050	281.0	9:02.555	
3	3	4:13.475 B	39.075	1:35.469	1:58.931	276.7	13:37.975	3	2	6:47.579	3:14.039	1:36.250	1:57.290	283.2	15:50.134	
4	1	10:02.046 B	2:10.847	1:38.648	6:12.551	276.0	23:40.021	4	2	4:32.465 B	40.544	1:36.727	2:15.194	274.6	20:22.599	
5	1	6:32.789	2:53.362	1:40.432	1:58.995	240.4	30:12.810	5	2	6:33.662	2:56.966	1:38.292	1:58.404	271.8	26:56.261	
6	1	4:51.161 B	40.795	1:37.789	2:32.577	278.8	35:03.971	6	2	4:15.324	41.005	1:38.084	1:56.235	246.4	31:11.585	
7	2	5:52.566 B	1:59.882	1:39.419	2:13.265	245.9	40:56.537	7	2	4:10.378	39.716	1:35.073	1:55.589	289.3	35:21.963	
<b>70</b>	<b>Larbre Competition</b>		Chevrolet Corvette C6-ZR1			1.Cooper MacNEIL 2.Manuel RODRIGUES		3.Philippe DUMAS		LMGTE Am						
1	3	8:29.492 B	3:21.673	2:17.938	2:49.881	142.0	8:29.492	1	1	4:52.084 B	1:04.439	1:40.048	2:07.597	267.1	4:52.084	
2	3	8:28.103	4:48.349	1:42.188	1:57.566	240.4	16:57.595	2	1	5:36.904	2:00.506	1:38.155	1:58.243	246.4	10:28.988	
3	3	4:09.880	40.265	1:35.570	1:54.045	281.7	21:07.475	3	1	4:28.408 B	39.803	1:36.797	2:11.808	273.9	14:57.396	
								4	2	5:52.657	2:00.717	1:44.032	2:07.908	256.4	20:50.053	
								5	2	4:30.656	44.756	1:41.049	2:04.851	257.0	25:20.709	
								6	2	4:32.956 B	43.084	1:39.739	2:10.133	267.8	29:53.665	
								7	3	5:26.957	1:53.051	1:37.873	1:56.033	275.3	35:20.622	
								8	3	4:07.945	39.342	1:35.099	1:53.504	278.8	39:28.567	
								9	3	4:36.395 B	38.888	1:38.767	2:18.740	276.7	44:04.962	
<b>71</b>	<b>AF Corse</b>		Ferrari 458 Italia			1.Olivier BERETTA 2.Kamui KOBAYASHI		3.Toni VILANDER		LMGTE Pro						
1	1	4:50.625	1:15.113	1:39.428	1:56.084	243.1	4:50.625									
2	1	4:04.522	38.870	1:34.178	1:51.474	280.3	8:55.147									
3	1	4:02.732	38.457	1:33.471	1:50.804	283.9	12:57.879									
4	1	4:00.971	38.200	1:32.692	1:50.079	286.9	16:58.850									
5	1	4:03.124	38.287	1:33.237	1:51.600	284.7	21:01.974									
6	1	4:12.403 B	38.062	1:32.807	2:01.534	286.2	25:14.377									
7	3	5:05.868	1:40.060	1:33.739	1:52.069	284.7	30:20.245									
8	3	3:58.291	37.443	1:32.582	1:48.266	286.2	34:18.536									
9	3	3:58.534	37.314	1:32.176	1:49.044	285.4	38:17.070									
10	3	4:34.398 B	37.225	1:32.941	2:24.232	280.3	42:51.468									
<b>73</b>	<b>Corvette Racing</b>		Chevrolet Corvette C6-ZR1			1.Jan MAGNUSSEN 2.Antonio GARCIA		3.Jordan TAYLOR		LMGTE Pro						
1	1	4:40.062 B	55.080	1:39.603	2:05.379	232.6	4:40.062									
2	1	10:40.040	7:08.981	1:36.636	1:54.423	278.1	15:20.102									
3	1	4:05.213	38.558	1:34.518	1:52.137	280.3	19:25.315									
4	1	4:15.536 B	39.731	1:35.176	2:00.629	282.5	23:40.851									
5	2	5:57.082	2:30.426	1:34.791	1:51.865	282.5	29:37.933									
6	2	4:16.393 B	38.438	1:34.751	2:03.204	283.2	33:54.326									
7	3	6:39.868	3:08.390	1:38.635	1:52.843	245.3	40:34.194									
8	3	4:24.026 B	38.578	1:33.602	2:11.846	281.0	44:58.220									
<b>74</b>	<b>Corvette Racing</b>		Chevrolet Corvette C6-ZR1			1.Oliver GAVIN 2.Tommy MILNER		3.Richard WESTBROOK		LMGTE Pro						
1	1	4:36.100 B	51.749	1:41.184	2:03.167	209.2	4:36.100									
2	1	6:22.777	2:53.151	1:36.067	1:53.559	276.7	10:58.877									
<b>75</b>	<b>Prospeed Racing</b>		Porsche 911 GT3 RSR			1.Emmanuel COLLARD 2.Francois PERRODO		3.Sébastien CRUBILE		LMGTE Am						
1	2	4:35.556	50.667	1:40.914	2:03.975	278.8	4:35.556									
2	2	4:26.999 B	41.012	1:36.937	2:09.050	281.0	9:02.555									
3	2	6:47.579	3:14.039	1:36.250	1:57.290	283.2	15:50.134									
4	2	4:32.465 B	40.544	1:36.727	2:15.194	274.6	20:22.599									
5	2	6:33.662	2:56.966	1:38.292	1:58.404	271.8	26:56.261									
6	2	4:15.324	41.005	1:38.084	1:56.235	246.4	31:11.585									
7	2	4:10.378	39.716	1:35.073	1:55.589	289.3	35:21.963									
8	2	4:23.346 B	42.601	1:35.496	2:05.249	286.2	39:45.309									
9	1	5:52.426 B	1:48.400	1:34.144	2:29.882	283.9	45:37.735									
<b>76</b>	<b>IMSA Performance Matmut</b>		Porsche 911 GT3 RSR			1.Raymond NARAC 2.Christophe BOURRET		3.Jean-Karl VERNAY		LMGTE Am						
1	1	4:52.084 B	1:04.439	1:40.048	2:07.597	267.1	4:52.084									
2	1	5:36.904	2:00.506	1:38.155	1:58.243	246.4	10:28.988									
3	1	4:28.408 B	39.803	1:36.797	2:11.808	273.9	14:57.396									
4	2	5:52.657	2:00.717	1:44.032	2:07.908	256.4	20:50.053									
5	2	4:30.656	44.756	1:41.049	2:04.851	257.0	25:20.709									
6	2	4:32.956 B	43.084	1:39.739	2:10.133	267.8	29:53.665									
7	3	5:26.957	1:53.051	1:37.873	1:56.033	275.3	35:20.622									
8	3	4:07.945	39.342	1:35.099	1:53.504	278.8	39:28.567									
9	3	4:36.395 B	38.888	1:38.767	2:18.740	276.7	44:04.962									
<b>77</b>	<b>Dempsey Del Piero-Proton</b>		Porsche 911 GT3 RSR			1.Patrick DEMPSEY 2.Joe FOSTER		3.Patrick LONG		LMGTE Am						
1	2	6:22.804 B	2:05.406	2:02.295	2:15.103	169.8	6:22.804									
2	2	6:50.607	3:15.782	1:38.620	1:56.205	230.7	13:13.411									
3	2	4:11.178	39.791	1:36.398	1:54.989	286.2	17:24.589									
4	2	4:20.957 B	39.591	1:35.624	2:05.742	286.9	21:45.546									
5	3	7:20.507	3:55.876	1:34.020	1:50.611	276.7	29:06.053									
6	3	3:58.358	37.791	1:31.670	1:48.897	290.8	33:04.411									
7	3	4:12.589 B	39.127	1:32.184	2:01.278	290.8	37:17.000									
8	3	6:28.277 B	2:18.799	1:32.565	2:36.913	286.9	43:45.277									
<b>81</b>	<b>8 Star Motorsports</b>		Ferrari 458 Italia			1.Vicente POTOLICCHIO 2.Rui AGUAS		3.Jason BRIGHT		LMGTE Am						
1	3	5:33.730	1:58.246	1:39.395	1:56.089	196.0	5:33.730									
2	3	4:07.331	39.026	1:34.969	1:53.336	281.0	9:41.061									
3	3	4:07.315	38.673	1:35.134	1:53.508	281.0	13:48.376									
4	3	4:04.285	38.845	1:33.689	1:51.751	283.9	17:52.661									
5	3	4:13.964 B	38.553	1:34.279	2:01.132	281.0	22:06.625									
6	1	6:02.397	2:28.786	1:37.706	1:55.905	280.3	28:09.022									
7	1	4:08.450	39.435	1:35.464	1:53.551	281.0	32:17.472									
8	1	4:10.590	40.362	1:35.013	1:55.215											





# 24 HEURES DU MANS 90<sup>ANS</sup>

## 22-23 JUN 2013



FIA WEC  
81<sup>e</sup> Edition des 24 Heures du Mans  
Warm Up

### Sector Analysis

■ Personal Best ■ Session Best ■ Crossing the finish line in pit lane

Lap	D	Time	Sector 1	Sector 2	Sector 3	T. Spd	Elapsed	Lap	D	Time	Sector 1	Sector 2	Sector 3	T. Spd	Elapsed
<b>88</b> Proton Competition Porsche 911 GT3 RSR															
1.Christian RIED 3.Paolo RUBERTI LMGTE Am															
2.Gianluca RODA															
1	1	6:08.368	2:00.475	1:57.722	2:10.171	150.9	6:08.368								
2	1	4:23.998	43.449	1:41.681	1:58.868	194.2	10:32.366								
3	1	4:13.550	40.278	1:36.745	1:56.527	256.4	14:45.916								
4	1	4:10.572	39.933	1:35.836	1:54.803	250.4	18:56.488								
5	1	4:08.125	39.159	1:34.056	1:54.910	281.0	23:04.613								
6	1	4:20.651 B	41.796	1:36.604	2:02.251	219.0	27:25.264								
7	2	5:53.142	2:25.784	1:34.469	1:52.889	286.9	33:18.406								
8	2	4:03.658	38.630	1:33.891	1:51.137	286.9	37:22.064								
9	2	4:25.383 B	38.897	1:33.141	2:13.345	286.2	41:47.447								
<b>91</b> Porsche AG Team Manthey Porsche 911 RSR															
1.Jörg BERGMEISTER 3.Timo BERNHARD LMGTE Pro															
2.Patrick PILET															
1	1	6:32.092	3:03.598	1:37.176	1:51.318	223.1	6:32.092								
2	1	4:08.584 B	37.930	1:33.012	1:57.642	286.2	10:40.676								
3	2	5:31.100	2:02.110	1:35.097	1:53.893	266.5	16:11.776								
4	2	4:13.233 B	37.840	1:32.178	2:03.215	286.9	20:25.009								
5	3	5:21.204	1:56.468	1:33.781	1:50.955	281.0	25:46.213								
6	3	4:00.593	38.964	1:32.595	1:49.034	286.9	29:46.806								
7	3	4:08.337 B	37.784	1:32.052	1:58.501	286.9	33:55.143								
<b>92</b> Porsche AG Team Manthey Porsche 911 RSR															
1.Marc LIEB 3.Romain DUMAS LMGTE Pro															
2.Richard LIETZ															
1	3	5:45.847 B	2:06.394	1:38.054	2:01.399	217.7	5:45.847								
2	3	8:14.734	4:44.508	1:36.955	1:53.271	240.9	14:00.581								
3	3	3:58.796	37.825	1:32.049	1:48.922	286.9	17:59.377								
4	3	4:10.489 B	38.384	1:32.465	1:59.640	286.2	22:09.866								
5	2	14:27.468 B	...	1:36.269	2:01.545	267.1	36:37.334								
<b>93</b> SRT Motorsports Viper GTS-R															
1.Jonathan BOMARITO 3.Kuno WITTMER LMGTE Pro															
2.Tommy KENDALL															
1	3	6:06.419	2:30.897	1:38.072	1:57.450	273.2	6:06.419								
2	3	4:04.366	38.203	1:34.625	1:51.538	275.3	10:10.785								
3	3	4:13.589	39.603	1:36.967	1:57.019	273.9	14:24.374								
4	3	4:03.746	38.099	1:34.037	1:51.610	276.0	18:28.120								
5	3	4:13.270 B	38.059	1:34.015	2:01.196	278.1	22:41.390								
6	2	6:54.171	3:18.051	1:39.918	1:56.202	250.4	29:35.561								
7	2	4:11.286	39.441	1:36.860	1:54.985	273.9	33:46.847								
8	2	4:10.203	39.621	1:36.141	1:54.441	272.5	37:57.050								
9	2	4:29.165 B	38.603	1:34.805	2:15.757	275.3	42:26.215								
<b>95</b> Aston Martin Racing Aston Martin Vantage V8															
1.Christoffer NYGAARD 3.Allan SIMONSEN LMGTE Am															
2.Kristian POULSEN															
1	1	4:43.102 B	57.296	1:41.777	2:04.029	192.8	4:43.102								
2	1	8:35.728	5:09.252	1:35.329	1:51.147	281.0	13:18.830								
3	1	4:08.786 B	38.196	1:33.073	1:57.517	286.2	17:27.616								
4	2	5:38.549	2:07.270	1:36.163	1:55.116	253.3	23:06.165								
5	2	4:16.147 B	40.526	1:34.428	2:01.193	282.5	27:22.312								
6	3	5:33.725	2:05.692	1:34.777	1:53.256	281.0	32:56.037								
7	3	4:01.401	38.447	1:33.078	1:49.876	288.5	36:57.438								
8	3	4:16.003 B	38.631	1:33.322	2:04.050	285.4	41:13.441								
<b>96</b> Aston Martin Racing Aston Martin Vantage V8															
1.Jamie CAMPBELL-WALTER 3.Stuart HALL LMGTE Am															
2.Roald GOETHE															
1	3	4:55.352 B	1:09.296	1:40.738	2:05.318	231.2	4:55.352								
2	2	6:53.086	3:04.527	1:42.412	2:06.147	273.9	11:48.438								
3	2	4:26.496	42.919	1:40.315	2:03.262	279.5	16:14.934								
4	2	4:26.850	43.257	1:39.462	2:04.131	278.8	20:41.784								
5	2	4:23.013	43.045	1:38.926	2:01.042	277.4	25:04.797								
6	2	4:21.437	41.995	1:37.949	2:01.493	280.3	29:26.234								
7	2	4:18.729	41.770	1:37.753	1:59.206	281.0	33:44.963								
8	2	4:19.382	42.549	1:37.294	1:59.539	281.0	38:04.345								
9	2	4:44.814 B	42.111	1:36.863	2:25.840	281.7	42:49.159								
<b>97</b> Aston Martin Racing Aston Martin Vantage V8															
1.Peter DUMBRECK 3.Darren TURNER LMGTE Pro															
2.Stefan MÜCKE															
1	3	7:19.666 B	3:42.564	1:37.118	1:59.984	235.7	7:19.666								
2	3	7:52.430	4:28.942	1:34.456	1:49.032	279.5	15:12.096								
3	3	4:05.821 B	37.276	1:32.302	1:56.243	283.2	19:17.917								
4	3	13:44.879	...	1:33.664	1:49.142	278.8	33:02.796								
5	3	4:07.041 B	37.550	1:32.345	1:57.146	281.7	37:09.837								
<b>98</b> Aston Martin Racing Aston Martin Vantage V8															
1.Bill AUBERLEN 3.Pedro LAMY LMGTE Pro															
2.Paul DALLA LANA															
1	1	5:29.593 B	1:51.186	1:37.664	2:00.743	273.9	5:29.593								
2	1	13:17.498	9:50.826	1:35.508	1:51.164	275.3	18:47.091								
3	1	4:09.343 B	37.478	1:33.046	1:58.819	279.5	22:56.434								
4	1	6:47.073 B	3:10.708	1:34.188	2:02.177	280.3	29:43.507								
5	2	6:15.498	2:42.678	1:36.900	1:55.920	276.7	35:59.005								
6	2	4:06.769	38.746	1:34.604	1:53.419	278.8	40:05.774								
7	2	4:38.573 B	38.721	1:43.302	2:16.550	225.8	44:44.347								
<b>99</b> Aston Martin Racing Aston Martin Vantage V8															
1.Rob BELL 3.Bruno SENNA LMGTE Pro															
2.Frédéric MAKOWIECKI															
1	1	5:09.257 B	1:24.756	1:37.004	2:07.497	263.2	5:09.257								
2	1	8:39.321	5:12.892	1:36.161	1:50.268	224.0	13:48.578								
3	1	4:06.779 B	37.821	1:32.638	1:56.320	281.0	17:55.357								
4	1	8:58.960	5:30.990	1:33.550	1:54.420	278.1	26:54.317								
5	1	4:10.365 B	40.987	1:33.178	1:56.200	279.5	31:04.682								