24 HEURES DU MANS 90 ANS
22-23 JUIN 2013

FIA WEC
FIA WORLD ENDURANCE CHAMPIONSHIP

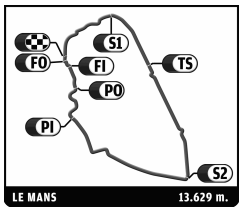

FIA WEC
81º Edition des 24 Heures du Mans
Qualifying Practice 3

Sector Analysis

Personal Best | Session Best | B Crossing the finish line in pit lane

1 — Audi Sport Team Joest — Audi R18 e-tron quattro — LMP1
1.André LOTTERER 2.Marcel FÄSSLER 3.Benoit TRÉLUYER

Lap	D	Time	Sector 1	Sector 2	Sector 3	T. Spd	Elapsed
1	2	4:09.160	50.715	1:32.145	1:46.300	291.6	4:09.160
2	2	3:52.311	35.503	1:30.970	1:45.838	314.5	8:01.471
3	2	3:50.664	35.740	1:27.271	1:47.653	315.4	11:52.135
4	2	3:49.698	35.293	1:26.349	1:48.056	317.2	15:41.833
5	2	3:46.673	34.890	1:27.331	1:44.452	316.3	19:28.506
6	2	3:47.060	35.250	1:26.697	1:45.113	320.1	23:15.566
7	2	3:45.500	35.134	1:26.666	1:43.700	319.1	27:01.066
8	2	3:50.490	36.539	1:26.192	1:47.759	315.4	30:51.556
9	2	3:47.037	35.649	1:25.934	1:45.454	317.2	34:38.593
10	2	3:49.218	36.707	1:27.061	1:45.450	315.4	38:27.811
11	2	3:56.063 B	35.443	1:25.869	1:54.751	317.2	42:23.874
12	2	5:54.934	2:46.290	1:25.971	1:42.673	314.5	48:18.808
13	2	3:37.395	33.826	1:23.422	1:40.147	319.1	51:56.203
14	2	3:35.213	33.135	1:23.636	1:38.442	320.1	55:31.416
15	2	3:48.510 B	33.934	1:24.100	1:50.476	322.0	59:19.926
16	2	4:32.288	1:30.558	1:23.162	1:38.568	318.2	1:03:52.214
17	2	3:40.609	33.036	1:25.565	1:42.008	318.2	1:07:32.823
18	2	3:32.188	33.154	1:23.520	1:35.514	319.1	1:11:05.011
19	2	3:28.042	32.202	1:22.155	1:33.685	322.0	1:14:33.053
20	2	3:30.938	33.877	1:22.119	1:34.942	321.0	1:18:03.991
21	2	3:48.025 B	32.740	1:22.099	1:53.186	324.9	1:21:52.016
22	1	5:44.071	2:43.189	1:23.073	1:37.809	317.2	1:27:36.087
23	1	4:30.062 B	33.484	1:44.919	2:11.659	144.6	1:32:06.149
24	1	6:50.980	3:51.421	1:24.197	1:35.362	298.8	1:38:57.129
25	1	3:28.369	32.123	1:20.205	1:36.041	323.9	1:42:25.498
26	1	3:30.203	33.270	1:23.894	1:33.039	322.9	1:45:55.701
27	1	3:56.450 B	32.718	1:27.994	1:55.738	321.0	1:49:52.151
28	1	13:51.260	...	1:23.226	1:33.882	317.2	2:03:43.411
29	1	3:23.696	31.813	1:20.221	1:31.662	320.1	2:07:07.107
30	1	3:34.472 B	31.716	1:21.034	1:41.722	321.0	2:10:41.579
31	3	4:25.078	1:29.276	1:21.386	1:34.416	320.1	2:15:06.657
32	3	3:28.291	34.331	1:19.782	1:34.178	321.0	2:18:34.948
33	3	3:30.607	33.310	1:20.260	1:37.037	321.0	2:22:05.555
34	3	3:30.505	31.966	1:21.663	1:36.876	322.0	2:25:36.060
35	3	3:48.618 B	32.742	1:19.550	1:56.326	326.8	2:29:24.678

2 — Audi Sport Team Joest — Audi R18 e-tron quattro — LMP1
1.Tom KRISTENSEN 2.Loïc DUVAL 3.Allan McNISH

Lap	D	Time	Sector 1	Sector 2	Sector 3	T. Spd	Elapsed
1	1	4:28.588	53.993	1:39.287	1:55.308	302.2	4:28.588
2	1	4:05.052 B	38.152	1:28.757	1:58.143	313.6	8:33.640
3	1	18:25.302 B	...	1:32.756	2:20.653	281.7	26:58.942
4	1	9:47.494	6:36.976	1:26.706	1:43.812	316.3	36:46.436
5	1	3:42.819	34.267	1:25.625	1:42.927	319.1	40:29.255
6	1	3:40.355	33.983	1:24.102	1:42.270	318.2	44:09.610
7	1	3:40.305	35.042	1:23.988	1:41.275	319.1	47:49.915
8	1	3:39.987	35.366	1:23.972	1:40.649	319.1	51:29.902
9	1	3:37.773	33.960	1:23.731	1:40.082	323.9	55:07.675
10	1	3:40.389	33.557	1:23.371	1:43.461	321.0	58:48.064
11	1	3:46.073 B	33.918	1:23.983	1:48.172	320.1	1:02:34.137
12	1	6:48.057	3:39.185	1:26.399	1:42.473	312.7	1:09:22.194
13	1	3:55.128	34.744	1:37.626	1:42.758	322.0	1:13:17.322
14	1	3:42.834	33.175	1:23.656	1:46.003	318.2	1:17:00.156
15	1	3:35.581	33.240	1:23.893	1:38.448	315.4	1:20:35.737
16	1	3:30.861	32.910	1:21.294	1:36.657	322.9	1:24:06.598
17	1	3:42.820 B	35.606	1:22.540	1:44.674	320.1	1:27:49.418
18	1	21:08.812 B	...	1:23.919	2:10.511	318.2	1:48:58.230
19	3	14:49.056	...	1:24.292	1:37.214	316.3	2:03:47.286
20	3	3:29.350	33.054	1:21.144	1:35.152	321.0	2:07:16.636
21	3	3:27.513	32.607	1:20.616	1:34.290	320.1	2:10:44.149
22	3	3:38.739 B	33.288	1:21.314	1:44.137	321.0	2:14:22.888
23	2	4:51.797	1:40.703	1:22.772	1:48.322	321.0	2:19:14.685
24	2	3:30.173	32.558	1:20.353	1:37.262	320.1	2:22:44.858
25	2	3:32.519	32.454	1:25.110	1:34.955	302.2	2:26:17.377
26	2	3:31.374	32.792	1:20.494	1:38.088	321.0	2:29:48.751
27	2	3:30.797	32.151	1:20.264	1:38.382	320.1	2:33:19.548

3 — Audi Sport Team Joest — Audi R18 e-tron quattro — LMP1
1.Marc GENÉ 2.Lucas DI GRASSI 3.Oliver JARVIS

Lap	D	Time	Sector 1	Sector 2	Sector 3	T. Spd	Elapsed
1	3	4:35.989	1:00.512	1:36.407	1:59.070	295.6	4:35.989
2	3	3:52.981	36.093	1:28.068	1:48.820	315.4	8:28.970
3	3	3:53.469	35.547	1:29.499	1:48.423	283.2	12:22.439
4	3	3:53.483	35.316	1:28.475	1:49.692	321.0	16:15.922
5	3	4:25.511 B	35.900	1:28.235	2:21.376	290.0	20:41.433
6	3	7:34.652	4:22.461	1:26.377	1:45.814	314.5	28:16.085
7	3	3:45.977	35.626	1:25.137	1:45.214	316.3	32:02.062
8	3	3:58.768 B	35.381	1:25.170	1:58.217	319.1	36:00.830
9	3	8:03.618	4:44.762	1:28.269	1:50.587	318.2	44:04.448
10	3	3:40.602	34.780	1:24.335	1:41.487	318.2	47:45.050
11	3	3:43.223	34.769	1:24.034	1:44.420	319.1	51:28.273
12	3	3:38.186	33.906	1:24.754	1:39.526	322.0	55:06.459
13	3	3:39.511	33.736	1:23.740	1:42.035	320.1	58:45.970
14	3	3:37.758	33.837	1:23.459	1:40.462	319.1	1:02:23.728
15	3	3:35.218	33.411	1:23.211	1:38.596	320.1	1:05:58.946
16	3	3:51.655 B	33.647	1:24.395	1:53.613	300.5	1:09:50.601
17	3	4:57.551	1:55.177	1:25.031	1:37.343	318.2	1:14:48.152
18	3	3:34.451	32.795	1:23.627	1:38.029	322.0	1:18:22.603
19	3	3:34.259	33.082	1:23.515	1:37.662	322.0	1:21:56.862
20	3	3:32.519	32.886	1:20.977	1:38.656	319.1	1:25:29.381
21	3	4:04.918 B	32.343	1:20.435	2:12.140	322.0	1:29:34.299
22	3	9:08.031	6:09.267	1:24.156	1:34.608	317.2	1:38:42.330
23	3	3:27.224	32.275	1:20.635	1:34.314	322.9	1:42:09.554
24	3	3:24.776	32.354	1:19.754	1:32.668	323.9	1:45:34.330
25	3	4:02.495 B	32.809	1:24.512	2:05.174	323.9	1:49:36.825
26	2	14:41.050	...	1:25.549	1:38.934	281.0	2:04:17.875
27	2	3:29.255	33.728	1:21.257	1:34.270	322.0	2:07:47.130
28	2	3:28.114	31.782	1:21.252	1:35.080	323.9	2:11:15.244
29	2	3:25.037	31.639	1:19.703	1:33.695	321.0	2:14:40.281
30	2	4:42.800 B	1:20.746	1:24.845	1:57.209	321.0	2:19:23.081
31	1	8:21.048	5:16.158	1:23.652	1:41.238	319.1	2:27:44.129
32	1	3:38.639 B	32.870	1:20.419	1:45.350	321.0	2:31:22.768

7 — Toyota Racing — Toyota TS030 - Hybrid — LMP1
1.Alexander WURZ 2.Nicolas LAPIERRE 3.Kazuki NAKAJIMA

Lap	D	Time	Sector 1	Sector 2	Sector 3	T. Spd	Elapsed
1	1	9:45.159	6:28.517	1:28.624	1:48.018	312.7	9:45.159
2	1	3:49.346	35.910	1:28.511	1:44.925	320.1	13:34.505
3	1	3:50.284	36.859	1:28.053	1:45.372	317.2	17:24.789
4	1	3:47.426	35.402	1:26.724	1:45.300	318.2	21:12.215
5	1	3:57.119 B	35.432	1:26.247	1:55.440	320.1	25:09.334
6	3	6:31.229	3:13.028	1:28.795	1:49.406	317.2	31:40.563
7	3	3:50.883	34.597	1:29.805	1:46.481	286.2	35:31.446
8	3	3:46.306	34.574	1:27.123	1:44.609	299.7	39:17.752

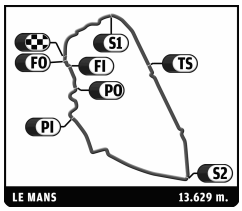

FIA WEC

81º Edition des 24 Heures du Mans

Qualifying Practice 3

Sector Analysis

Personal Best | Session Best | B Crossing the finish line in pit lane

Lap	D	Time	Sector 1	Sector 2	Sector 3	T. Spd	Elapsed
9	3	3:41.965	34.052	1:24.992	1:42.921	321.0	42:59.717
10	3	3:49.928	36.842	1:28.704	1:44.382	319.1	46:49.645
11	3	3:56.102 B	34.264	1:26.290	1:55.548	321.0	50:45.747
12	3	6:16.719	3:06.111	1:28.037	1:42.571	316.3	57:02.466
13	3	3:41.284	33.791	1:25.129	1:42.364	320.1	1:00:43.750
14	3	3:41.441	33.492	1:24.522	1:43.427	320.1	1:04:25.191
15	3	3:33.199	33.028	1:23.362	1:36.809	318.2	1:07:58.390
16	3	3:48.147	34.941	1:26.537	1:46.669	322.9	1:11:46.537
17	3	3:32.061	33.066	1:22.773	1:36.222	320.1	1:15:18.598
18	3	3:39.036	34.147	1:24.433	1:40.456	317.2	1:18:57.634
19	3	3:29.966	32.862	1:22.035	1:35.069	319.1	1:22:27.600
20	3	3:34.724	33.544	1:23.539	1:37.641	320.1	1:26:02.324
21	3	4:37.518 B	34.307	1:30.644	2:32.567	320.1	1:30:39.842
22	1	8:12.869	5:04.736	1:27.793	1:40.340	293.2	1:38:52.711
23	1	3:34.943	33.302	1:22.724	1:38.917	320.1	1:42:27.654
24	1	3:32.739	33.840	1:23.072	1:35.827	318.2	1:46:00.393
25	1	4:27.146 B	34.255	1:35.669	2:17.222	318.2	1:50:27.539
26	2	13:48.876	...	1:26.995	1:38.234	313.6	2:04:16.415
27	2	3:33.017	34.062	1:21.983	1:36.972	318.2	2:07:49.432
28	2	3:32.924	33.271	1:21.629	1:38.024	321.0	2:11:22.356
29	2	3:30.979	32.989	1:21.537	1:36.453	307.3	2:14:53.335
30	2	3:35.106	32.931	1:21.077	1:41.098	322.0	2:18:28.441
31	2	3:31.789	32.910	1:23.325	1:35.554	321.0	2:22:00.230
32	2	3:34.125	35.359	1:22.207	1:36.559	317.2	2:25:34.355
33	2	3:30.093	33.094	1:20.556	1:36.443	320.1	2:29:04.448
34	2	3:28.859	34.052	1:20.882	1:33.925	320.1	2:32:33.307

8 Toyota Racing — Toyota TS030 - Hybrid
1.Anthony DAVIDSON 2.Sébastien BUEMI 3.Stéphane SARRAZIN — LMP1

Lap	D	Time	Sector 1	Sector 2	Sector 3	T. Spd	Elapsed
1	2	4:48.845	1:07.388	1:40.892	2:00.565	285.4	4:48.845
2	2	3:58.986	37.628	1:30.293	1:51.065	315.4	8:47.831
3	2	3:54.088	37.519	1:28.311	1:48.258	317.2	12:41.919
4	2	3:50.688	36.112	1:27.085	1:47.491	319.1	16:32.607
5	2	3:54.959	35.813	1:26.880	1:52.266	319.1	20:27.566
6	2	3:47.986	35.569	1:26.000	1:46.417	319.1	24:15.552
7	2	3:47.003	36.104	1:26.463	1:44.436	318.2	28:02.555
8	2	3:46.583	36.428	1:26.259	1:43.896	317.2	31:49.138
9	2	3:48.971	36.141	1:26.094	1:46.736	322.9	35:38.109
10	2	3:46.611	35.726	1:25.606	1:45.279	320.1	39:24.720
11	2	4:01.054 B	36.340	1:25.920	1:58.794	319.1	43:25.774
12	2	5:26.053	2:13.461	1:26.219	1:46.373	322.0	48:51.827
13	2	3:38.558	33.272	1:24.284	1:41.002	321.0	52:30.385
14	2	3:35.852	33.154	1:25.953	1:36.745	323.9	56:06.237
15	2	3:32.964	32.891	1:23.637	1:36.436	320.1	59:39.201
16	2	3:45.391 B	33.682	1:23.695	1:48.014	321.0	1:03:24.592
17	3	5:06.182	2:00.640	1:25.824	1:39.718	319.1	1:08:30.774
18	3	3:42.781	33.979	1:26.951	1:41.851	320.1	1:12:13.555
19	3	3:33.367	33.103	1:22.166	1:38.098	323.9	1:15:46.922
20	3	3:32.137	32.814	1:23.416	1:35.907	308.2	1:19:19.059
21	3	3:32.739	32.769	1:24.539	1:35.431	325.8	1:22:51.798
22	3	3:43.194 B	33.748	1:23.356	1:46.090	321.0	1:26:34.992
23	3	4:50.320 B	1:25.943	1:31.898	1:52.479	233.7	1:31:25.312
24	3	7:19.499	4:19.466	1:24.005	1:36.028	319.1	1:38:44.811
25	3	3:27.735	32.622	1:21.455	1:33.658	323.9	1:42:12.546
26	3	3:27.232	32.944	1:20.565	1:33.723	323.9	1:45:39.778
27	3	3:57.517 B	32.622	1:21.838	2:03.057	325.8	1:49:37.295
28	3	14:48.823	...	1:26.452	1:35.837	322.9	2:04:26.118
29	3	3:28.457	32.496	1:20.701	1:35.260	324.9	2:07:54.575
30	3	3:28.242	32.342	1:20.482	1:35.418	322.0	2:11:22.817
31	3	3:29.785	32.840	1:20.182	1:36.763	323.9	2:14:52.602
32	3	3:26.654	32.471	1:20.285	1:33.898	322.9	2:18:19.256
33	3	3:46.476 B	35.089	1:24.363	1:47.024	315.4	2:22:05.732
34	2	4:38.318	1:36.923	1:24.568	1:36.827	322.0	2:26:44.050
35	2	3:32.227	33.095	1:20.845	1:38.287	325.8	2:30:16.277

12 Rebellion Racing — Lola B12/60 Coupé - Toyota
1.Nicolas PROST 2.Neel JANI 3.Nick HEIDFELD — LMP1

Lap	D	Time	Sector 1	Sector 2	Sector 3	T. Spd	Elapsed
1	3	6:08.182	2:14.330	1:40.467	2:13.385	274.6	6:08.182
2	3	4:05.803 B	37.602	1:30.738	1:57.463	303.9	10:13.985
3	1	6:01.317	2:36.460	1:31.455	1:53.402	303.9	16:15.302
4	1	4:09.356 B	38.579	1:30.996	1:59.781	303.0	20:24.658
5	1	25:58.827 B	...	1:31.476	2:03.630	302.2	46:23.485
6	3	6:14.259 B	2:52.431	1:28.916	1:52.912	304.7	52:37.744
7	2	5:31.495 B	2:03.086	1:29.949	1:58.460	303.9	58:09.239
8	3	5:04.949	1:55.634	1:26.650	1:42.665	305.6	1:03:14.188
9	3	3:42.254	35.449	1:25.886	1:40.919	306.5	1:06:56.442
10	3	5:31.329 B	34.404	2:37.370	2:19.555	306.5	1:12:27.771
11	2	52:10.267	...	1:31.402	1:46.980	271.1	2:04:38.038
12	2	3:39.747	33.021	1:22.773	1:43.953	308.2	2:08:17.785
13	2	3:36.242	32.568	1:22.237	1:41.437	307.3	2:11:54.027
14	2	3:28.935	32.480	1:21.485	1:34.970	309.1	2:15:22.962
15	2	3:58.885 B	34.157	1:28.288	1:56.440	310.0	2:19:21.847
16	2	5:14.312	1:53.318	1:23.317	1:57.677	306.5	2:24:36.159
17	2	3:42.464	33.574	1:22.984	1:45.906	306.5	2:28:18.623
18	2	3:30.680	32.701	1:22.003	1:35.976	307.3	2:31:49.303

13 Rebellion Racing — Lola B12/60 Coupé - Toyota
1.Andrea BELICCHI 2.Mathias BECHE 3.Cong Fu CHENG — LMP1

Lap	D	Time	Sector 1	Sector 2	Sector 3	T. Spd	Elapsed
1	2	7:50.359	4:26.383	1:32.673	1:51.303	298.0	7:50.359
2	2	3:55.691	35.524	1:30.051	1:50.116	305.6	11:46.050
3	2	3:58.765	36.926	1:29.117	1:52.722	304.7	15:44.815
4	2	3:49.938	35.068	1:28.814	1:46.056	305.6	19:34.753
5	2	4:05.746 B	35.440	1:29.264	2:01.042	305.6	23:40.499
6	1	8:19.034 B	4:27.206	1:32.751	2:19.077	303.9	31:59.533
7	1	7:59.495	4:35.219	1:32.832	1:51.444	301.3	39:59.028
8	1	4:14.514 B	38.590	1:31.105	2:04.819	300.5	44:13.542
9	1	23:32.073	...	1:32.529	1:48.640	299.7	1:07:45.615
10	1	3:53.783	36.167	1:32.327	1:45.289	306.5	1:11:39.398
11	1	3:44.140	35.594	1:28.240	1:40.306	303.9	1:15:23.538
12	1	3:43.533	33.541	1:26.697	1:43.295	304.7	1:19:07.071
13	1	4:11.165 B	34.154	1:25.775	2:11.236	303.9	1:23:18.236
14	1	20:30.679	...	1:26.157	1:45.726	303.0	1:43:48.915
15	1	4:02.338 B	34.792	1:28.506	1:59.040	306.5	1:47:51.253
16	3	16:52.431	...	1:30.683	1:49.889	297.2	2:04:43.684
17	3	3:53.955	37.103	1:30.468	1:46.384	305.6	2:08:37.639
18	3	3:43.231	34.956	1:26.503	1:41.772	304.7	2:12:20.870
19	3	3:38.164	33.919	1:24.895	1:39.350	304.7	2:15:59.034
20	3	3:55.673 B	34.184	1:24.476	1:57.013	307.3	2:19:54.707
21	2	6:04.766	2:54.544	1:28.138	1:42.084	303.9	2:25:59.473
22	2	3:38.776	33.949	1:24.848	1:39.979	307.3	2:29:38.249
23	2	3:37.296	33.455	1:23.475	1:40.366	305.6	2:33:15.545

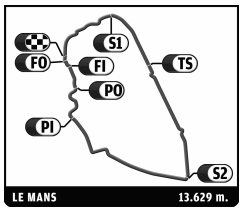

FIA WEC

81º Edition des 24 Heures du Mans

Qualifying Practice 3

Sector Analysis

Personal Best | Session Best | B Crossing the finish line in pit lane

21 — Strakka Racing — HPD ARX 03c - Honda — LMP1

1.Nick LEVENTIS, 2.Danny WATTS, 3.Jonny KANE

Lap	D	Time	Sector 1	Sector 2	Sector 3	T. Spd	Elapsed
1	3	10:18.773	6:55.884	1:32.381	1:50.508	281.0	10:18.773
2	3	3:54.583	36.422	1:29.603	1:48.558	309.1	14:13.356
3	3	4:09.756 B	38.017	1:31.472	2:00.267	258.2	18:23.112
4	3	1:20:47.719	...	1:26.569	1:43.844	310.9	1:39:10.831
5	3	3:45.173	38.241	1:25.383	1:41.549	310.9	1:42:56.004

24 — OAK Racing — Morgan - Nissan — LMP2

1.Olivier PLA, 2.David HEINEMEIER HANSSON, 3.Alex BRUNDLE

Lap	D	Time	Sector 1	Sector 2	Sector 3	T. Spd	Elapsed
1	2	6:04.315 B	1:28.228	1:54.966	2:41.121	280.3	6:04.315
2	3	20:01.281	...	1:33.375	1:54.788	286.2	26:05.596
3	3	3:58.051	36.127	1:31.912	1:50.012	293.2	30:03.647
4	3	3:57.418	35.853	1:31.463	1:50.102	294.0	34:01.065
5	3	4:19.314 B	35.748	1:30.749	2:12.817	290.8	38:20.379
6	3	6:36.963	3:16.006	1:31.304	1:49.653	290.0	44:57.342
7	3	3:54.169	35.764	1:30.139	1:48.266	294.8	48:51.511
8	3	3:52.049	35.680	1:29.872	1:46.497	293.2	52:43.560
9	3	3:52.850	35.825	1:31.136	1:45.889	296.4	56:36.410
10	3	4:03.014 B	36.966	1:31.204	1:54.844	291.6	1:00:39.424
11	3	7:10.730	3:50.541	1:31.755	1:48.434	294.0	1:07:50.154
12	3	3:58.703	36.841	1:32.269	1:49.593	297.2	1:11:48.857
13	3	3:52.008	36.201	1:29.379	1:46.428	294.8	1:15:40.865
14	3	3:52.396	36.167	1:29.934	1:46.295	294.0	1:19:33.261
15	3	3:47.889	35.758	1:28.309	1:43.822	294.8	1:23:21.150
16	3	3:59.388 B	35.652	1:28.650	1:55.086	298.0	1:27:20.538
17	2	13:20.788	9:56.067	1:34.945	1:49.776	286.2	1:40:41.326
18	2	3:57.967	37.404	1:30.203	1:50.360	295.6	1:44:39.293
19	2	4:19.802 B	36.850	1:30.582	2:12.370	295.6	1:48:59.095
20	1	15:16.879	...	1:30.192	1:46.709	289.3	2:04:15.974
21	1	3:42.827	35.291	1:26.348	1:41.188	299.7	2:07:58.801
22	1	3:40.698	34.310	1:26.534	1:39.854	296.4	2:11:39.499
23	1	3:40.745	34.424	1:26.319	1:40.002	297.2	2:15:20.244
24	1	4:09.413 B	41.916	1:27.680	1:59.817		2:19:29.657
25	1	5:13.424	2:03.550	1:28.468	1:41.406	294.0	2:24:43.081
26	1	3:38.621	34.032	1:25.721	1:38.868	296.4	2:28:21.702
27	1	3:38.649	34.148	1:25.473	1:39.028	297.2	2:32:00.351

25 — Delta-ADR — Oreca 03 - Nissan — LMP2

1.Tor GRAVES, 2.Shinji NAKANO, 3.Archie HAMILTON

Lap	D	Time	Sector 1	Sector 2	Sector 3	T. Spd	Elapsed
1	1	18:23.506	...	1:42.064	2:06.359	267.1	18:23.506
2	1	4:16.022	42.231	1:36.114	1:57.677	294.0	22:39.528
3	1	4:05.698	37.670	1:32.725	1:55.303	293.2	26:45.226
4	1	3:59.451	36.242	1:31.913	1:51.296	293.2	30:44.677
5	1	3:58.765	36.437	1:31.372	1:50.956	293.2	34:43.442
6	1	4:00.841	36.076	1:32.073	1:52.692	291.6	38:44.283
7	1	3:56.830	35.998	1:30.670	1:50.162	296.4	42:41.113
8	1	4:15.227 B	36.880	1:33.285	2:05.062	250.4	46:56.340
9	3	7:14.328	3:46.761	1:34.103	1:53.464	291.6	54:10.668
10	3	4:01.743	36.851	1:32.461	1:52.431	283.9	58:12.411
11	3	3:56.930	36.958	1:31.369	1:48.603	292.4	1:02:09.341
12	3	4:14.389 B	38.350	1:33.774	2:02.265	266.5	1:06:23.730
13	3	9:51.283	6:28.041	1:33.383	1:49.859	290.8	1:16:15.013
14	3	3:55.929	37.898	1:30.137	1:47.894	294.0	1:20:10.942
15	3	3:55.520	37.259	1:29.743	1:48.518	294.0	1:24:06.462
16	3	4:15.588 B	37.068	1:31.295	2:07.225	291.6	1:28:22.050
17	2	36:29.711	...	1:33.836	1:53.556	295.6	2:04:51.761
18	2	4:06.952 B	37.238	1:31.990	1:57.724	248.1	2:08:58.713
19	2	5:34.441	2:18.389	1:31.019	1:45.033	298.0	2:14:33.154
20	2	3:45.147	34.978	1:26.941	1:43.228	294.8	2:18:18.301
21	2	3:48.850	35.762	1:28.640	1:44.448	297.2	2:22:07.151
22	2	3:49.156	36.314	1:30.091	1:42.751	294.0	2:25:56.307
23	2	3:59.701 B	34.781	1:27.544	1:57.376	295.6	2:29:56.008

26 — G-Drive Racing — Oreca 03 - Nissan — LMP2

1.Roman RUSINOV, 2.John MARTIN, 3.Mike CONWAY

Lap	D	Time	Sector 1	Sector 2	Sector 3	T. Spd	Elapsed
1	3	5:02.871	1:21.881	1:42.172	1:58.818	290.0	5:02.871
2	3	4:04.589	36.366	1:31.344	1:56.879	290.0	9:07.460
3	3	3:55.715	36.046	1:30.894	1:48.775	292.4	13:03.175
4	3	3:56.333	36.984	1:30.112	1:49.237	294.0	16:59.508
5	3	3:53.052	35.273	1:30.718	1:47.061	296.4	20:52.560
6	3	3:51.797	35.560	1:29.391	1:46.846	293.2	24:44.357
7	3	3:51.207	35.436	1:29.855	1:45.916	294.8	28:35.564
8	3	3:51.068	35.084	1:29.438	1:46.546	291.6	32:26.632
9	3	3:50.198	35.209	1:29.021	1:45.968	291.6	36:16.830
10	3	3:48.908	35.112	1:28.562	1:45.234	292.4	40:05.738
11	3	4:08.847 B	35.764	1:28.057	2:05.026	294.0	44:14.585
12	1	20:15.897	...	1:34.619	1:54.483	287.7	1:04:30.482
13	1	4:00.156 B	36.186	1:30.041	1:53.929	294.0	1:08:30.638
14	1	13:31.964	...	1:30.634	1:47.622	289.3	1:22:02.602
15	1	4:01.353 B	35.773	1:28.740	1:56.840	294.8	1:26:03.955
16	1	15:56.474	...	1:29.462	1:46.062	288.5	1:42:00.429
17	1	3:50.289	36.098	1:28.351	1:45.840	293.2	1:45:50.718
18	1	4:04.421 B	35.877	1:36.060	1:52.484	295.6	1:49:55.139
19	2	14:29.887	...	1:33.475	1:47.975	287.7	2:04:25.026
20	2	3:54.365	38.089	1:29.294	1:46.982	293.2	2:08:19.391
21	2	3:45.468	34.854	1:27.671	1:42.943	293.2	2:12:04.859
22	2	3:53.154 B	34.746	1:27.143	1:51.265	294.8	2:15:58.013

28 — Gulf Racing Middle East — Lola B12/80 Coupé - Nissan — LMP2

1.Fabien GIROIX, 2.Philippe HAEZEBROUCK, 3.Keiko IHARA

Lap	D	Time	Sector 1	Sector 2	Sector 3	T. Spd	Elapsed
1	1	6:11.477	2:13.133	1:42.981	2:15.363	264.5	6:11.477
2	1	4:23.165 B	40.358	1:34.625	2:08.182	263.2	10:34.642
3	3	43:08.212	...	1:43.082	2:10.356	267.8	53:42.854
4	3	4:29.388	43.696	1:40.276	2:05.416	250.4	58:12.242
5	3	4:54.774 B	44.402	1:44.514	2:25.858	237.8	1:03:07.016
6	2	18:30.238	...	1:37.125	1:59.017	262.6	1:21:37.254
7	2	4:08.116	38.769	1:34.387	1:54.960	295.6	1:25:45.370
8	2	4:51.914 B	38.777	1:41.622	2:31.515	291.6	1:30:37.284
9	1	35:06.410	...	1:40.643	1:53.658	237.8	2:05:43.694
10	1	4:16.835 B	37.319	1:31.420	2:08.096	293.2	2:10:00.529
11	1	9:26.568 B	5:22.659	1:42.888	2:21.021	260.7	2:19:27.097

30 — HVM Status GP — Lola B12/80 Coupé - Judd — LMP2

1.Johnny MOWLEM, 2.Tony BURGESS, 3.Jonathan HIRSCHI

Lap	D	Time	Sector 1	Sector 2	Sector 3	T. Spd	Elapsed
1	3	8:04.478 B	3:33.869	1:52.118	2:38.491	250.4	8:04.478
2	3	7:41.355	4:02.794	1:38.450	2:00.111	281.0	15:45.833
3	3	4:03.098	37.040	1:33.544	1:52.514	290.0	19:48.931
4	3	3:57.923	36.580	1:31.814	1:49.529	286.9	23:46.854
5	3	3:56.906	36.224	1:31.634	1:49.048	289.3	27:43.760
6	3	4:09.647 B	37.194	1:32.230	2:00.223	286.2	31:53.407
7	1	10:46.507	7:17.428	1:33.615	1:55.464	286.2	42:39.914

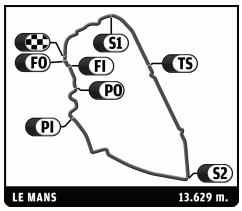

FIA WEC

81º Edition des 24 Heures du Mans

Qualifying Practice 3

Sector Analysis

Personal Best | Session Best | B Crossing the finish line in pit lane

31 — Lotus — Lotus T128 — LMP2

1.Kevin WEEDA 2.James ROSSITER 3.Christophe BOUCHUT

Lap	D	Time	Sector 1	Sector 2	Sector 3	T. Spd	Elapsed
1	2	5:13.426 B	44.052	1:49.060	2:40.314	294.0	5:13.426
2	2	7:41.707	4:10.826	1:34.523	1:56.358	296.4	12:55.133
3	2	4:09.619	38.610	1:35.101	1:55.908	294.8	17:04.752
4	2	4:31.530 B	41.957	1:39.431	2:10.142	267.8	21:36.282
5	2	16:46.708	...	1:34.278	1:52.941	294.0	38:22.990
6	2	3:56.503	36.685	1:30.519	1:49.299	298.8	42:19.493
7	2	3:55.942	36.348	1:31.064	1:48.530	301.3	46:15.435
8	2	3:54.466	36.320	1:29.694	1:48.452	300.5	50:09.901
9	2	4:03.793 B	36.465	1:29.750	1:57.578	301.3	54:13.694
10	2	15:38.100	...	1:31.241	1:50.369	298.8	1:09:51.794
11	2	3:49.548	36.097	1:28.086	1:45.365	300.5	1:13:41.342
12	2	4:12.835 B	37.922	1:36.583	1:58.330	285.4	1:17:54.177
13	2	8:59.754	5:43.360	1:28.234	1:48.160	303.9	1:26:53.931
14	2	4:26.289 B	35.483	1:38.438	2:12.368	286.2	1:31:20.220
15	2	7:47.837	4:33.932	1:29.092	1:44.813	303.9	1:39:08.057
16	2	4:55.841	1:25.304	1:35.304	1:55.233	209.2	1:44:03.898
17	2	4:07.917 B	35.932	1:27.760	2:04.225	303.0	1:48:11.815
18	1	16:53.988	...	1:38.068	1:52.718	186.8	2:05:05.803
19	1	10:18.929 B	38.536	1:30.081	8:10.312	303.0	2:15:24.732

32 — Lotus — Lotus T128 — LMP2

1.Thomas HOLZER 2.Dominik KRAIHAMER 3.Jan CHAROUZ

Lap	D	Time	Sector 1	Sector 2	Sector 3	T. Spd	Elapsed
1	3	5:22.521 B	58.472	1:53.567	2:30.482	282.5	5:22.521
2	3	8:07.955	4:35.298	1:34.445	1:58.212	290.8	13:30.476
3	3	4:11.633	39.846	1:36.288	1:55.499	290.8	17:42.109
4	3	4:12.201	40.368	1:35.161	1:56.672	296.4	21:54.310
5	3	4:14.107	39.634	1:35.527	1:58.946	297.2	26:08.417
6	3	4:25.367 B	41.044	1:34.831	2:09.492	296.4	30:33.784
7	3	7:05.841	3:33.863	1:37.863	1:54.115	288.5	37:39.625
8	3	4:00.681	37.482	1:31.813	1:51.386	298.0	41:40.306
9	3	4:00.629	37.510	1:31.670	1:51.449	302.2	45:40.935
10	3	3:56.503	36.706	1:31.097	1:48.700	299.7	49:37.438
11	3	4:14.287 B	38.753	1:31.721	2:03.813	298.8	53:51.725
12	2	7:54.558	4:27.966	1:33.718	1:52.874	296.4	1:01:46.283
13	2	3:55.604	36.699	1:30.389	1:48.516	299.7	1:05:41.887
14	2	3:54.576	36.356	1:30.016	1:48.204	301.3	1:09:36.463
15	2	4:04.613 B	36.511	1:30.256	1:57.846	302.2	1:13:41.076
16	2	9:18.046	5:59.774	1:29.764	1:48.508	293.2	1:22:59.122
17	2	3:48.575	36.087	1:28.635	1:43.853	306.5	1:26:47.697
18	2	4:27.133 B	35.992	1:41.506	2:09.635	249.3	1:31:14.830
19	1	8:28.372	4:55.192	1:36.645	1:56.535	299.7	1:39:43.202
20	1	4:07.012	40.473	1:34.943	1:51.596	257.0	1:43:50.214
21	1	4:19.418 B	38.007	1:35.205	2:06.206	307.3	1:48:09.632
22	1	16:04.117	...	1:30.222	1:51.104	301.3	2:04:13.749
23	1	3:55.917	36.453	1:30.537	1:48.927	306.5	2:08:09.666
24	1	3:52.085	36.143	1:30.042	1:45.900	302.2	2:12:01.751
25	1	3:52.365	35.596	1:30.480	1:46.289	302.2	2:15:54.116
26	1	3:56.555	35.936	1:28.437	1:52.182	303.0	2:19:50.671
27	1	4:23.007	39.667	1:50.961	1:52.379	233.7	2:24:13.678
28	1	3:46.490	35.554	1:27.496	1:43.440	302.2	2:28:00.168
29	1	3:45.274	35.619	1:27.089	1:42.566	303.0	2:31:45.442

33 — Level 5 Motorsports — HPD ARX 03b - Honda — LMP2

1.Scott TUCKER 2.Marino FRANCHITTI 3.Ryan BRISCOE

Lap	D	Time	Sector 1	Sector 2	Sector 3	T. Spd	Elapsed
1	2	5:02.794	1:14.333	1:44.855	2:03.606	222.6	5:02.794
2	2	4:13.296	40.369	1:36.211	1:56.716	288.5	9:16.090
3	2	4:23.065 B	42.322	1:35.009	2:05.734	261.3	13:39.155
4	3	21:37.791	...	1:36.266	1:57.698	284.7	35:16.946
5	3	4:06.983	39.175	1:34.365	1:53.443	289.3	39:23.929
6	3	4:03.910	38.759	1:32.336	1:52.815	294.0	43:27.839
7	3	4:16.960 B	38.083	1:32.810	2:06.067	291.6	47:44.799
8	2	6:23.973	2:56.018	1:34.016	1:53.939	293.2	54:08.772
9	2	4:03.810	36.767	1:34.048	1:52.995	255.1	58:12.582
10	2	3:57.450	37.689	1:32.906	1:46.855	294.8	1:02:10.032
11	2	3:53.861	37.037	1:31.454	1:45.370	293.2	1:06:03.893
12	2	3:54.604	36.741	1:28.846	1:49.017	294.8	1:09:58.497
13	2	4:04.370 B	36.432	1:31.872	1:56.066	294.8	1:14:02.867
14	2	25:44.675	...	1:31.397	1:45.754	285.4	1:39:47.542
15	2	3:56.884	37.641	1:31.039	1:48.204	283.9	1:43:44.426
16	2	4:07.440 B	35.206	1:31.944	2:00.290	297.2	1:47:51.866
17	2	16:19.669	...	1:30.911	1:46.717	289.3	2:04:11.535
18	2	6:04.572 B	35.235	1:28.671	4:00.666	290.8	2:10:16.107

34 — Race Performance — Oreca 03 - Judd — LMP2

1.Michel FREY 2.Patric NIEDERHAUSER 3.Jeroen BLEEKEMOLEN

Lap	D	Time	Sector 1	Sector 2	Sector 3	T. Spd	Elapsed
1	2	5:49.780	2:00.621	1:38.286	2:10.873	287.7	5:49.780
2	2	4:11.494	40.133	1:35.194	1:56.167	290.0	10:01.274
3	2	4:08.440	38.931	1:34.558	1:54.951	289.3	14:09.714
4	2	4:14.031	39.879	1:35.483	1:58.669	290.0	18:23.745
5	2	4:18.116 B	40.198	1:35.638	2:02.280	288.5	22:41.861
6	3	50:43.180	...	1:35.783	1:52.042	286.9	1:13:25.041
7	3	3:56.347	36.032	1:32.203	1:48.112	292.4	1:17:21.388
8	3	3:53.333	36.112	1:30.581	1:46.640	293.2	1:21:14.721
9	3	3:59.206	37.620	1:32.126	1:49.460	293.2	1:25:13.927
10	3	4:18.791 B	35.489	1:30.032	2:13.270	295.6	1:29:32.718
11	1	11:18.199	7:53.029	1:34.677	1:50.493	267.8	1:40:50.917
12	1	3:51.498	35.719	1:29.178	1:46.601	294.8	1:44:42.415
13	1	4:19.470 B	38.595	1:30.052	2:10.823	294.8	1:49:01.885
14	2	16:31.500	...	1:32.845	1:49.982	281.7	2:05:33.385
15	2	3:51.779	36.315	1:29.102	1:46.362	295.6	2:09:25.164
16	2	3:55.013	35.093	1:28.896	1:51.024	298.8	2:13:20.177
17	2	4:02.953 B	35.344	1:27.275	2:00.334	295.6	2:17:23.130

35 — OAK Racing — Morgan - Nissan — LMP2

1.Bertrand BAGUETTE 2.Ricardo GONZALEZ 3.Martin PLOWMAN

Lap	D	Time	Sector 1	Sector 2	Sector 3	T. Spd	Elapsed
1	2	5:50.233 B	1:40.507	1:45.416	2:24.310	252.8	5:50.233

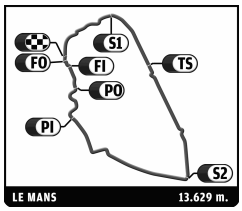

FIA WEC

81º Edition des 24 Heures du Mans

Qualifying Practice 3

Sector Analysis

Personal Best | Session Best | B Crossing the finish line in pit lane

Lap	D	Time	Sector 1	Sector 2	Sector 3	T. Spd	Elapsed
2	3	39:10.924	...	1:34.526	1:54.237	280.3	45:01.157
3	3	3:54.797	35.750	1:30.288	1:48.759	294.8	48:55.954
4	3	3:51.723	35.628	1:29.631	1:46.464	294.8	52:47.677
5	3	3:53.770	35.522	1:30.890	1:47.358	295.6	56:41.447
6	3	3:55.010	36.698	1:32.678	1:45.634	292.4	1:00:36.457
7	3	3:53.093	35.296	1:29.053	1:48.744	292.4	1:04:29.550
8	3	3:58.734 B	36.344	1:29.236	1:53.154	292.4	1:08:28.284
9	2	22:15.903 B	...	1:39.104	2:28.108	290.0	1:30:44.187
10	2	12:39.529	9:18.588	1:31.448	1:49.493	291.6	1:43:23.716
11	2	3:51.857	36.066	1:30.708	1:45.083	291.6	1:47:15.573
12	2	4:27.720 B	37.312	1:39.041	2:11.367	244.8	1:51:43.293
13	1	15:44.649	...	1:28.441	1:41.719	291.6	2:07:27.942
14	1	3:41.854	34.701	1:26.537	1:40.616	294.8	2:11:09.796
15	1	3:44.982	34.509	1:25.919	1:44.554	294.8	2:14:54.778
16	1	3:44.749	35.212	1:26.848	1:42.689	296.4	2:18:39.527
17	1	3:42.425	34.980	1:26.244	1:41.201	297.2	2:22:21.952
18	1	3:43.416	34.512	1:28.768	1:40.136	297.2	2:26:05.368
19	1	3:44.987	36.045	1:26.242	1:42.700	295.6	2:29:50.355
20	1	3:51.526 B	35.812	1:26.529	1:49.185	294.8	2:33:41.881

36 Signatech Alpine — Alpine - Nissan — LMP2

1.Nelson PANCIATICI
2.Pierre RAGUES
3.Tristan GOMMENDY

Lap	D	Time	Sector 1	Sector 2	Sector 3	T. Spd	Elapsed
1	2	4:50.839	1:08.048	1:41.122	2:01.669	278.8	4:50.839
2	2	4:04.661	37.504	1:33.951	1:53.206	289.3	8:55.500
3	2	4:05.327	37.877	1:33.730	1:53.720	289.3	13:00.827
4	2	4:04.116	39.048	1:33.462	1:51.606	261.3	17:04.943
5	2	4:13.489 B	38.283	1:33.605	2:01.601	289.3	21:18.432
6	1	36:46.041	...	1:38.372	1:59.848	286.9	58:04.473
7	1	3:59.127	36.196	1:33.516	1:49.415	290.0	1:02:03.600
8	1	3:51.074	35.338	1:30.417	1:45.319	290.8	1:05:54.674
9	1	4:00.406	35.789	1:32.327	1:52.290	286.2	1:09:55.080
10	1	3:47.780	35.342	1:29.143	1:43.295	291.6	1:13:42.860
11	1	4:16.014 B	36.460	1:38.090	2:01.464	290.0	1:17:58.874
12	3	7:52.523	4:28.539	1:33.430	1:50.554	289.3	1:25:51.397
13	3	4:47.396 B	36.004	1:38.930	2:32.462	292.4	1:30:38.793
14	3	9:49.423	6:28.964	1:32.047	1:48.412	290.8	1:40:28.216
15	3	4:00.297 B	35.928	1:31.373	1:52.996	264.5	1:44:28.513
16	1	6:54.664 B	2:34.505	1:59.314	2:20.845	190.1	1:51:23.177
17	1	13:52.319	...	1:30.349	1:54.917	287.7	2:05:15.496
18	1	3:48.897	34.320	1:27.199	1:47.378	294.0	2:09:04.393
19	1	3:48.024	35.885	1:28.151	1:43.988	291.6	2:12:52.417
20	1	3:42.618	35.250	1:26.231	1:41.137	291.6	2:16:35.035
21	1	3:56.754 B	36.554	1:28.208	1:51.992	289.3	2:20:31.789
22	1	5:02.105	1:40.768	1:28.266	1:53.071	290.8	2:25:33.894
23	1	3:41.654	34.498	1:25.792	1:41.364	293.2	2:29:15.548
24	1	3:41.917	35.374	1:26.809	1:39.734	290.8	2:32:57.465

38 Jota Sport — Zytek Z11SN - Nissan — LMP2

1.Simon DOLAN
2.Oliver TURVEY
3.Lucas LUHR

Lap	D	Time	Sector 1	Sector 2	Sector 3	T. Spd	Elapsed
1	3	6:37.980 B	2:46.774	1:39.946	2:11.260	269.8	6:37.980
2	2	47:46.719	...	1:37.919	1:56.566	242.6	54:24.699
3	2	4:05.776 B	35.304	1:30.712	1:59.760	293.2	58:30.475
4	2	22:21.440	...	1:35.979	1:47.815	265.8	1:20:51.915
5	2	3:49.593	34.830	1:29.019	1:45.744	294.8	1:24:41.508
6	2	4:08.217 B	35.393	1:27.961	2:04.863	296.4	1:28:49.725
7	2	12:00.235	8:34.827	1:33.737	1:51.671	242.6	1:40:49.960
8	2	3:47.860	34.510	1:27.106	1:46.244	294.8	1:44:37.820
9	2	4:19.644 B	34.451	1:29.680	2:15.513	293.2	1:48:57.464
10	2	15:03.301	...	1:31.494	1:47.866	285.4	2:04:00.765
11	2	3:40.459	34.226	1:26.091	1:40.142	291.6	2:07:41.224
12	2	3:49.570	34.130	1:26.504	1:48.936	291.6	2:11:30.794
13	2	3:47.421	34.226	1:30.430	1:42.765	293.2	2:15:18.215
14	2	4:02.975 B	34.684	1:27.534	2:00.757	298.0	2:19:21.190
15	1	5:43.863	2:18.333	1:31.106	1:54.424	289.3	2:25:05.053
16	1	3:57.371	39.416	1:32.123	1:45.832	261.3	2:29:02.424
17	1	3:49.141	35.813	1:29.036	1:44.292	290.8	2:32:51.565

39 DKR Engineering — Lola B11/40 - Judd — LMP2

1.Olivier PORTA
2.Stéphane RAFFIN
3.Romain BRANDELA

Lap	D	Time	Sector 1	Sector 2	Sector 3	T. Spd	Elapsed
1	2	7:40.881 B	2:37.826	1:57.497	3:05.558	248.1	7:40.881
2	2	9:26.979	5:27.490	1:45.573	2:13.916	263.2	17:07.860
3	2	4:36.360	42.690	1:42.988	2:10.682	266.5	21:44.220
4	2	4:32.962	43.155	1:41.016	2:08.791	267.8	26:17.182
5	2	4:31.135	42.332	1:40.653	2:08.150	256.4	30:48.317
6	2	4:26.108	43.251	1:39.720	2:03.137	260.7	35:14.425
7	2	4:24.575	41.151	1:39.690	2:03.734	249.8	39:39.000
8	2	4:28.066	40.631	1:39.500	2:07.935	273.2	44:07.066
9	2	4:38.076 B	42.864	1:38.546	2:16.666	266.5	48:45.142
10	2	5:52.281	2:11.430	1:38.440	2:02.411	275.3	54:37.423
11	2	4:21.414	40.003	1:37.103	2:04.308	275.3	58:58.837
12	2	4:13.706	39.969	1:35.480	1:58.257	279.5	1:03:12.543
13	2	4:20.638	42.251	1:36.827	2:01.560	272.5	1:07:33.181
14	2	4:36.065 B	39.882	1:37.603	2:18.580	269.8	1:12:09.246
15	3	8:07.617	4:30.834	1:42.049	1:54.734	271.8	1:20:16.863
16	3	4:03.613	37.716	1:33.995	1:51.902	286.2	1:24:20.476
17	3	4:23.596 B	37.581	1:33.177	2:12.838	286.2	1:28:44.072
18	3	11:37.823	7:45.780	1:32.954	2:19.089	285.4	1:40:21.895
19	3	4:05.717	41.097	1:33.605	1:51.015	283.9	1:44:27.612
20	3	4:28.397 B	37.283	1:35.517	2:15.597	285.4	1:48:56.009

40 Boutsen Ginion Racing — Oreca 03 - Nissan — LMP2

1.Matt DOWNS
2.Thomas DAGONEAU
3.Rodin YOUNESSI

Lap	D	Time	Sector 1	Sector 2	Sector 3	T. Spd	Elapsed
1	3	22:39.343 B	...	1:43.781	2:33.793	273.2	22:39.343
2	3	29:51.482	...	1:44.775	2:11.731	237.2	52:30.825
3	3	4:31.993	45.049	1:39.567	2:07.377	280.3	57:02.818
4	3	4:45.030 B	43.714	1:38.406	2:22.910	281.7	1:01:47.848
5	3	6:32.599	2:44.791	1:38.623	2:09.185	274.6	1:08:20.447
6	3	4:21.384	42.078	1:37.070	2:02.236	282.5	1:12:41.831
7	3	4:27.044	41.403	1:36.134	2:09.507	286.2	1:17:08.875
8	3	4:15.921	40.744	1:35.391	1:59.786	283.9	1:21:24.796
9	3	4:11.420	39.887	1:34.483	1:57.050	285.4	1:25:36.216
10	3	4:51.273 B	39.930	1:36.232	2:35.111	286.2	1:30:27.489
11	1	16:26.335	...	1:39.325	2:02.834	281.7	1:46:53.824
12	1	4:45.658 B	43.829	1:46.456	2:15.373	221.7	1:51:39.482
13	1	13:07.894	9:22.896	1:37.978	2:07.020	278.1	2:04:47.376
14	1	4:29.102 B	41.394	1:38.526	2:09.182	260.0	2:09:16.478
15	3	11:36.237	7:58.881	1:36.291	2:01.065	283.2	2:20:52.715
16	3	4:11.767	40.007	1:34.486	1:57.274	284.7	2:25:04.482
17	3	4:10.994	39.160	1:34.516	1:57.318	283.2	2:29:15.476
18	3	4:10.631	40.088	1:33.258	1:57.285	284.7	2:33:26.107

41 Greaves Motorsport — Zytek Z11SN - Nissan — LMP2

1.Tom KIMBER-SMITH
2.Eric LUX
3.Alexander ROSSI

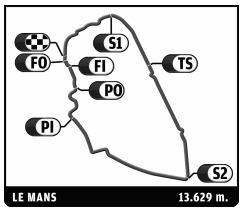

FIA WEC

81º Edition des 24 Heures du Mans

Qualifying Practice 3

Sector Analysis

Personal Best | Session Best | B Crossing the finish line in pit lane

Lap	D	Time	Sector 1	Sector 2	Sector 3	T. Spd	Elapsed
1	1	4:47.124	1:03.185	1:41.855	2:02.084	283.9	4:47.124
2	1	3:58.630	35.555	1:33.413	1:49.662	286.2	8:45.754
3	1	3:56.509	35.655	1:30.783	1:50.071	289.3	12:42.263
4	1	3:58.705	35.995	1:31.358	1:51.352	292.4	16:40.968
5	1	4:06.338 B	35.670	1:31.452	1:59.216	288.5	20:47.306
6	3	5:46.421	2:13.924	1:37.507	1:54.990	282.5	26:33.727
7	3	4:02.078	36.313	1:33.215	1:52.550	289.3	30:35.805
8	3	3:58.866	36.231	1:30.998	1:51.637	289.3	34:34.671
9	3	3:55.941	35.642	1:30.529	1:49.770	289.3	38:30.612
10	3	4:06.133 B	35.748	1:30.593	1:59.792	289.3	42:36.745
11	2	6:19.146	2:32.558	1:43.092	2:03.496	244.2	48:55.891
12	2	4:17.419	39.025	1:37.844	2:00.550	249.8	53:13.310
13	2	4:11.080	37.644	1:37.005	1:56.431	285.4	57:24.390
14	2	4:09.659	36.877	1:36.375	1:56.407	286.2	1:01:34.049
15	2	4:25.291 B	37.198	1:35.574	2:12.519	286.2	1:05:59.340
16	1	6:10.911	2:53.680	1:30.596	1:46.635	290.8	1:12:10.251
17	1	3:48.193	34.834	1:27.924	1:45.435	292.4	1:15:58.444
18	1	3:47.649	34.665	1:29.032	1:43.952	290.0	1:19:46.093
19	1	3:44.621	34.529	1:27.749	1:42.343	292.4	1:23:30.714
20	1	3:57.926 B	34.397	1:27.375	1:56.154	290.8	1:27:28.640
21	3	11:56.055	8:35.290	1:31.724	1:49.041	287.7	1:39:24.695
22	3	3:52.392	36.507	1:30.084	1:45.801	286.9	1:43:17.087
23	3	3:46.900	34.573	1:29.086	1:43.241	286.9	1:47:03.987
24	3	4:37.397 B	38.873	1:48.024	2:10.500	185.6	1:51:41.384
25	3	13:14.213	9:54.706	1:35.112	1:44.395	201.1	2:04:55.597
26	3	3:56.807	36.703	1:32.040	1:48.064	293.2	2:08:52.404
27	3	3:45.095	34.914	1:27.230	1:42.951	289.3	2:12:37.499
28	3	3:52.610 B	34.312	1:27.331	1:50.967	291.6	2:16:30.109
29	2	5:47.174	2:21.124	1:36.049	1:50.001	283.2	2:22:17.283
30	2	5:37.058 B	36.154	2:49.929	2:10.975	291.6	2:27:54.341

42 Greaves Motorsport — Zytek Z11SN - Nissan — LMP2

1.Jann MARDENBOROUGH 3.Michael KRUMM 2.Lucas ORDOÑEZ

Lap	D	Time	Sector 1	Sector 2	Sector 3	T. Spd	Elapsed
1	3	5:46.068 B	1:29.879	1:54.163	2:22.026	236.2	5:46.068
2	2	12:14.796	8:41.866	1:35.797	1:57.133	290.0	18:00.864
3	2	4:07.809	37.576	1:34.540	1:55.693	294.0	22:08.673
4	2	3:59.877	36.465	1:30.767	1:52.645	294.0	26:08.550
5	2	4:01.298	36.987	1:31.720	1:52.591	295.6	30:09.848
6	2	3:58.803	36.298	1:30.329	1:52.176	294.0	34:08.651
7	2	3:55.883	36.370	1:30.120	1:49.393	292.4	38:04.534
8	2	3:55.843	35.883	1:30.828	1:49.132	295.6	42:00.377
9	2	3:53.942	35.723	1:29.842	1:48.377	294.0	45:54.319
10	2	3:57.026	37.606	1:30.812	1:48.608	293.2	49:51.345
11	2	4:05.167 B	35.712	1:32.534	1:56.921	296.4	53:56.512
12	2	5:40.892	2:10.359	1:35.798	1:54.735	258.8	59:37.404
13	2	3:50.111	35.090	1:29.493	1:45.528	295.6	1:03:27.515
14	2	4:08.198 B	37.764	1:31.406	1:59.028	293.2	1:07:35.713
15	2	4:48.517	1:27.875	1:31.393	1:49.249	293.2	1:12:24.230
16	2	3:50.914	35.444	1:30.111	1:45.359	295.6	1:16:15.144
17	2	4:00.367 B	36.078	1:28.677	1:55.612	293.2	1:20:15.511
18	2	6:23.960	3:09.758	1:29.502	1:44.700	293.2	1:26:39.471
19	2	4:09.471 B	34.779	1:35.075	1:59.617	234.2	1:30:48.942
20	3	10:23.932	7:07.981	1:30.824	1:45.127	290.0	1:41:12.874
21	3	3:46.243	35.376	1:28.538	1:42.329	294.0	1:44:59.117
22	3	4:24.122 B	35.048	1:31.300	2:17.774	295.6	1:49:23.239
23	3	15:19.322	...	1:31.499	1:49.782	270.4	2:04:42.561
24	3	3:57.481 B	35.975	1:27.466	1:54.040	292.4	2:08:40.042
25	1	5:37.384	2:19.268	1:30.639	1:47.477	290.0	2:14:17.426
26	1	3:51.726	35.280	1:28.260	1:48.186	295.6	2:18:09.152
27	1	3:44.421	34.793	1:27.084	1:42.544	296.4	2:21:53.573
28	1	3:47.919	34.863	1:27.752	1:45.304	294.8	2:25:41.492
29	1	3:47.933	36.603	1:28.402	1:42.928	291.6	2:29:29.425
30	1	3:45.676	34.620	1:26.702	1:44.354	294.8	2:33:15.101

43 Morand Racing — Morgan - Judd — LMP2

1.Natacha GACHNANG 3.Olivier LOMBARD 2.Franck MAILLEUX

Lap	D	Time	Sector 1	Sector 2	Sector 3	T. Spd	Elapsed
1	3	5:49.164	1:51.303	1:41.576	2:16.285	244.2	5:49.164
2	3	4:10.451	40.361	1:34.457	1:55.633	290.8	9:59.615
3	3	4:09.042	39.348	1:34.546	1:55.148	291.6	14:08.657
4	3	4:14.402	40.299	1:34.837	1:59.266	291.6	18:23.059
5	3	4:09.348	39.736	1:34.454	1:55.158	290.8	22:32.407
6	3	4:21.129 B	39.455	1:35.304	2:06.370	291.6	26:53.536
7	3	48:23.036	...	1:34.616	1:50.937	290.0	1:15:16.572
8	3	3:57.988	36.463	1:30.286	1:51.239	294.8	1:19:14.560
9	3	4:02.409 B	35.738	1:29.572	1:57.099	297.2	1:23:16.969
10	3	6:22.483 B	2:43.269	1:29.991	2:09.223	293.2	1:29:39.452
11	3	11:47.551 B	8:23.635	1:30.152	1:53.764	292.4	1:41:27.003
12	1	9:02.252 B	5:06.832	1:40.762	2:14.658	252.2	1:50:29.255
13	1	15:02.944	...	1:33.296	1:56.311	293.2	2:05:32.199
14	1	4:14.547 B	39.626	1:30.093	2:04.828	296.4	2:09:46.746
15	2	5:22.033	2:07.787	1:28.730	1:45.516	297.2	2:15:08.779
16	2	3:51.767	37.073	1:28.509	1:46.185	298.0	2:19:00.546
17	2	3:46.815	34.991	1:27.055	1:44.769	295.6	2:22:47.361
18	2	3:44.965	35.122	1:25.995	1:43.848	297.2	2:26:32.326
19	2	3:43.839	35.272	1:26.117	1:42.450	298.8	2:30:16.165

45 OAK Racing — Morgan - Nissan — LMP2

1.Jacques NICOLET 3.Philippe MONDOLOT 2.Jean-Marc MERLIN

Lap	D	Time	Sector 1	Sector 2	Sector 3	T. Spd	Elapsed
1	3	6:03.072 B	1:23.931	1:56.508	2:42.633	247.6	6:03.072
2	1	1:01:44.281	...	1:35.546	1:57.529	240.4	1:07:47.353
3	1	4:11.459	38.684	1:32.621	2:00.154	297.2	1:11:58.812
4	1	4:04.053	38.234	1:31.129	1:54.690	298.8	1:16:02.865
5	1	3:59.988	37.926	1:31.430	1:50.632	292.4	1:20:02.853
6	1	4:01.792	37.189	1:33.525	1:51.078	298.0	1:24:04.645
7	1	4:13.930 B	38.371	1:30.324	2:05.235	296.4	1:28:18.575
8	3	18:14.616	...	1:34.783	1:57.407	293.2	1:46:33.191
9	3	4:59.632 B	40.480	1:56.169	2:22.983	194.2	1:51:32.823
10	3	13:08.595	9:30.368	1:38.301	1:59.926	267.8	2:04:41.418
11	3	4:09.626	39.904	1:33.972	1:55.750	276.7	2:08:51.044
12	3	4:01.161	38.452	1:30.442	1:52.267	296.4	2:12:52.205
13	3	4:00.580	38.365	1:30.870	1:51.345	295.6	2:16:52.785
14	3	4:01.916	38.019	1:30.313	1:53.584	294.8	2:20:54.701
15	3	4:10.173	38.672	1:36.271	1:55.230	263.9	2:25:04.874
16	3	4:19.048 B	39.322	1:31.978	2:07.748	291.6	2:29:23.922

47 KCMG — Morgan - Nissan — LMP2

1.Alexandre IMPERATORI 3.Matthew HOWSON 2.Ho-Pin TUNG

Lap	D	Time	Sector 1	Sector 2	Sector 3	T. Spd	Elapsed
1	2	6:30.195 B	1:12.068	2:00.718	3:17.409	259.4	6:30.195
2	2	5:40.957	2:13.484	1:33.763	1:53.710	293.2	12:11.152
3	2	4:09.887	38.314	1:36.268	1:55.305	278.1	16:21.039
4	2	4:12.004	39.660	1:33.304	1:59.040	294.8	20:33.043
5	2	4:03.790	38.275	1:32.730	1:52.785	292.4	24:36.833
6	2	4:14.877 B	38.937	1:33.484	2:02.456	293.2	28:51.710

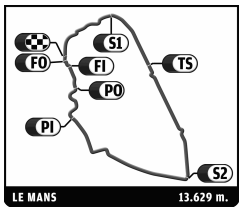

FIA WEC

81º Edition des 24 Heures du Mans

Qualifying Practice 3

Sector Analysis

Personal Best | Session Best | B Crossing the finish line in pit lane

Lap	D	Time	Sector 1	Sector 2	Sector 3	T. Spd	Elapsed
7	2	5:46.576	2:22.846	1:31.702	1:52.028	293.2	34:38.286
8	2	4:06.891	38.953	1:32.725	1:55.213	294.0	38:45.177
9	2	4:00.959	37.548	1:32.014	1:51.397	295.6	42:46.136
10	2	4:00.530	37.263	1:31.224	1:52.043	296.4	46:46.666
11	2	4:11.772 B	39.702	1:31.574	2:00.496	296.4	50:58.438
12	3	14:17.348	...	1:34.356	1:52.517	292.4	1:05:15.786
13	3	3:57.885	37.314	1:31.425	1:49.146	297.2	1:09:13.671
14	3	3:58.702	38.098	1:32.017	1:48.587	295.6	1:13:12.373
15	3	4:12.188 B	37.699	1:31.451	2:03.038	298.0	1:17:24.561
16	3	5:09.107 B	1:35.049	1:31.503	2:02.555	297.2	1:22:33.668
17	3	6:55.569 B	3:14.062	1:28.962	2:12.545	298.8	1:29:29.237
18	1	10:17.906	6:59.262	1:31.856	1:46.788	294.8	1:39:47.143
19	1	3:50.026	37.364	1:29.138	1:43.524	302.2	1:43:37.169
20	1	4:36.253 B	35.621	1:45.979	2:14.653	271.1	1:48:13.422
21	1	16:18.170	...	1:31.795	1:45.042	276.7	2:04:31.592
22	1	3:52.026	36.712	1:27.236	1:48.078	299.7	2:08:23.618
23	1	4:00.957	48.738	1:28.285	1:43.934	286.9	2:12:24.575
24	1	3:42.161	34.882	1:26.072	1:41.207	301.3	2:16:06.736
25	1	3:55.245 B	34.928	1:26.959	1:53.358	301.3	2:20:01.981
26	1	4:48.411	1:34.693	1:30.977	1:42.741	290.0	2:24:50.392
27	1	3:41.042	34.653	1:25.774	1:40.615	299.7	2:28:31.434
28	1	3:41.102	34.438	1:25.684	1:40.980	297.2	2:32:12.536

48 Murphy Prototypes — Oreca 03 - Nissan — LMP2
1.Brendon HARTLEY 2.Mark PATTERSON 3.Karun CHANDHOK

Lap	D	Time	Sector 1	Sector 2	Sector 3	T. Spd	Elapsed
1	1	5:06.888 B	47.962	1:46.164	2:32.762	289.3	5:06.888
2	1	7:17.361	3:44.318	1:34.081	1:58.962	288.5	12:24.249
3	1	4:27.532 B	39.806	1:37.475	2:10.251	292.4	16:51.781
4	1	33:49.014	...	1:33.390	1:54.403	288.5	50:40.795
5	1	4:10.994	39.500	1:34.536	1:56.958	291.6	54:51.789
6	1	4:30.584 B	41.329	1:36.384	2:12.871	283.2	59:22.373
7	1	10:34.731	7:05.855	1:31.935	1:56.941	290.8	1:09:57.104
8	1	3:56.099	36.615	1:30.315	1:49.169	294.0	1:13:53.203
9	1	3:53.596	36.113	1:29.240	1:48.243	294.8	1:17:46.799
10	1	4:04.546 B	35.495	1:32.997	1:56.054	296.4	1:21:51.345
11	1	7:03.342 B	3:25.246	1:29.050	2:09.046	266.5	1:28:54.687
12	1	10:24.944	7:08.030	1:29.562	1:47.352	294.8	1:39:19.631
13	1	3:46.427	36.029	1:27.770	1:42.628	294.0	1:43:06.058
14	1	3:47.655	34.744	1:29.453	1:43.458	294.8	1:46:53.713
15	1	4:41.002 B	40.352	1:39.333	2:21.317	221.2	1:51:34.715
16	1	12:19.366	9:06.952	1:29.204	1:43.210	290.8	2:03:54.081
17	1	3:41.569	34.643	1:26.616	1:40.310	293.2	2:07:35.650
18	1	3:57.460 B	35.112	1:28.902	1:53.446	293.2	2:11:33.110
19	1	6:21.421	2:42.329	1:47.897	1:51.195	277.4	2:17:54.531
20	1	3:41.572	34.556	1:26.076	1:40.940	293.2	2:21:36.103
21	1	3:49.493	35.093	1:29.241	1:45.159	291.6	2:25:25.596
22	1	3:49.932	34.564	1:26.091	1:49.277	294.0	2:29:15.528
23	1	4:03.206 B	36.660	1:28.302	1:58.244	284.7	2:33:18.734

49 Pecom Racing — Oreca 03 - Nissan — LMP2
1.Luis PEREZ COMPANC 2.Pierre KAFFER 3.Nicolas MINASSIAN

Lap	D	Time	Sector 1	Sector 2	Sector 3	T. Spd	Elapsed
1	3	7:13.201	2:53.540	1:57.846	2:21.815	240.9	7:13.201
2	3	4:43.322 B	38.907	1:45.034	2:19.381	286.2	11:56.523
3	1	6:22.610	2:46.529	1:37.228	1:58.853	261.3	18:19.133
4	1	4:10.074	38.413	1:35.721	1:55.940	286.9	22:29.207
5	1	4:11.669	38.384	1:35.145	1:58.140	290.0	26:40.876
6	1	4:09.953	38.022	1:35.279	1:56.652	287.7	30:50.829
7	1	4:10.212	39.261	1:34.916	1:56.035	287.7	35:01.041
8	1	4:08.274	38.609	1:34.638	1:55.027	287.7	39:09.315
9	1	4:15.651 B	37.928	1:34.117	2:03.606	290.0	43:24.966
10	2	45:28.218 B	...	1:34.386	2:11.866	281.7	1:28:53.184
11	2	11:52.127 B	8:20.563	1:33.501	1:58.063	287.7	1:40:45.311
12	2	5:44.534	2:25.916	1:29.315	1:49.303	294.0	1:46:29.845
13	2	4:22.666 B	35.578	1:40.235	2:06.853	247.0	1:50:52.511
14	1	14:13.341	...	1:31.379	1:49.909	293.2	2:05:05.852
15	1	3:54.736	35.789	1:29.073	1:49.874	293.2	2:09:00.588
16	1	4:01.429 B	35.747	1:29.475	1:56.207	294.0	2:13:02.017
17	3	6:08.602	2:48.089	1:29.736	1:50.777	292.4	2:19:10.619
18	3	3:44.637	34.986	1:27.417	1:42.234	294.0	2:22:55.256
19	3	3:48.553	36.153	1:27.993	1:44.407	291.6	2:26:43.809
20	3	3:47.682	34.939	1:27.245	1:45.498	294.8	2:30:31.491

50 Larbre Competition — Chevrolet Corvette C6-ZR1 — LMGTE Am
1.Patrick BORNHAUSER 2.Julien CANAL 3.Ricky TAYLOR

Lap	D	Time	Sector 1	Sector 2	Sector 3	T. Spd	Elapsed
1	3	9:45.110	5:49.094	1:44.387	2:11.629	258.2	9:45.110
2	3	4:38.479	41.771	1:42.798	2:13.910	269.1	14:23.589
3	3	4:26.324	41.206	1:41.253	2:03.865	270.4	18:49.913
4	3	4:25.605	41.180	1:40.638	2:03.787	273.2	23:15.518
5	3	4:35.179 B	41.199	1:41.180	2:12.800	270.4	27:50.697
6	3	18:50.686	...	1:48.740	2:08.296	263.2	46:41.383
7	3	4:23.654	40.159	1:42.136	2:01.359	276.0	51:05.037
8	3	4:19.364	38.836	1:39.752	2:00.776	273.9	55:24.401
9	3	4:14.387	38.659	1:38.619	1:57.109	279.5	59:38.788
10	3	4:20.743 B	38.412	1:37.407	2:04.924	276.7	1:03:59.531
11	3	5:58.864	2:16.319	1:37.715	2:04.830	274.6	1:09:58.395
12	3	4:09.723	38.567	1:37.042	1:54.114	274.6	1:14:08.118
13	3	5:15.786 B	38.044	1:36.676	3:01.066	272.5	1:19:23.904

51 AF Corse — Ferrari 458 Italia — LMGTE Pro
1.Gianmaria BRUNI 2.Giancarlo FISICHELLA 3.Matteo MALUCELLI

Lap	D	Time	Sector 1	Sector 2	Sector 3	T. Spd	Elapsed
1	3	6:47.844 B	2:45.968	1:43.901	2:17.975	255.7	6:47.844
2	3	6:05.885	2:22.913	1:37.972	2:05.000	281.0	12:53.729
3	3	4:21.143	41.541	1:38.939	2:00.663	281.7	17:14.872
4	3	4:25.519	43.555	1:40.065	2:01.899	278.8	21:40.391
5	3	4:27.310	42.489	1:41.107	2:03.714	276.7	26:07.701
6	3	4:40.544 B	44.642	1:40.978	2:14.924	270.4	30:48.245
7	3	32:54.268	...	1:37.021	1:55.001	279.5	1:03:42.513
8	3	4:05.721	38.764	1:34.948	1:52.009	289.3	1:07:48.234
9	3	4:06.063	38.164	1:34.191	1:53.708	294.8	1:11:54.297
10	3	4:00.972	37.736	1:33.328	1:49.908	289.3	1:15:55.269
11	3	4:01.271	37.530	1:32.891	1:50.850	293.2	1:19:56.540
12	3	4:00.326	37.634	1:33.011	1:49.681	288.5	1:23:56.866
13	3	3:58.691	37.441	1:32.567	1:48.683	290.8	1:27:55.557
14	3	5:02.443 B	44.451	1:58.537	2:19.455	181.2	1:32:58.000
15	1	8:11.255	4:39.699	1:37.609	1:53.947	274.6	1:41:09.255
16	1	4:00.196	37.593	1:32.730	1:49.873	278.1	1:45:09.451
17	1	4:25.842 B	37.309	1:35.606	2:12.927	290.8	1:49:35.293
18	1	16:53.016	...	1:33.282	1:50.818	284.7	2:06:28.309
19	1	4:16.377 B	37.544	1:33.346	2:05.487	287.7	2:10:44.686
20	1	4:56.820	1:35.067	1:32.756	1:48.997	287.7	2:15:41.506
21	1	4:08.082	37.152	1:31.802	1:59.128	288.5	2:19:49.588
22	1	4:18.553 B	37.320	1:31.648	2:09.585	287.7	2:24:08.141

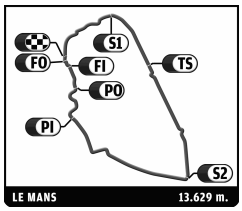

FIA WEC

81º Edition des 24 Heures du Mans

Qualifying Practice 3

Sector Analysis

Personal Best | Session Best | B Crossing the finish line in pit lane

53 — SRT Motorsports — Viper GTS-R — LMGTE Pro

1.Ryan DALZIEL 2.Dominik FARNBACHER 3.Marc GOOSSENS

Lap	D	Time	Sector 1	Sector 2	Sector 3	T. Spd	Elapsed
1	3	5:27.337 B	1:22.740	1:49.808	2:14.789	220.8	5:27.337
2	3	1:08:09.502	...	1:47.192	2:03.073	180.0	1:13:36.839
3	3	4:15.551	39.516	1:38.234	1:57.801	251.0	1:17:52.390
4	3	4:13.083	38.835	1:35.991	1:58.257	277.4	1:22:05.473
5	3	4:08.279	39.021	1:34.963	1:54.295	281.0	1:26:13.752
6	3	4:32.812 B	38.690	1:36.521	2:17.601	279.5	1:30:46.564
7	3	13:06.689	9:30.405	1:40.289	1:55.995	276.0	1:43:53.253
8	3	4:21.404 B	38.346	1:34.560	2:08.498	281.0	1:48:14.657
9	2	16:37.567	...	1:36.843	1:55.471	275.3	2:04:52.224
10	2	4:05.966	38.673	1:34.940	1:52.353	284.7	2:08:58.190
11	2	4:01.219	37.723	1:32.872	1:50.624	283.2	2:12:59.409
12	2	4:00.802	38.263	1:32.494	1:50.045	282.5	2:17:00.211
13	2	4:10.808 B	38.056	1:33.240	1:59.512	278.8	2:21:11.019
14	2	9:22.077	5:59.129	1:32.947	1:50.001	281.7	2:30:33.096

54 — AF Corse — Ferrari 458 Italia — LMGTE Am

1.Yannick MALLEGOL 2.Jean-Marc BACHELIER 3.Howard BLANK

Lap	D	Time	Sector 1	Sector 2	Sector 3	T. Spd	Elapsed
1	2	6:19.008	1:37.510	2:01.377	2:40.121	228.2	6:19.008
2	2	4:54.177	46.453	1:48.620	2:19.104	254.5	11:13.185
3	2	4:41.506	44.189	1:43.848	2:13.469	263.9	15:54.691
4	2	4:49.067	44.893	1:44.485	2:19.689	255.1	20:43.758
5	2	4:58.573 B	45.887	1:48.489	2:24.197	211.3	25:42.331
6	1	1:18:03.804 B	...	1:51.666	2:38.640	275.3	1:43:46.135

55 — AF Corse — Ferrari 458 Italia — LMGTE Am

1.Piergiuseppe PERAZZINI 2.Lorenzo CASE 3.Darryl O'YOUNG

Lap	D	Time	Sector 1	Sector 2	Sector 3	T. Spd	Elapsed
1	2	5:54.462	1:36.089	1:48.926	2:29.447	273.9	5:54.462
2	2	4:26.392	40.707	1:40.252	2:05.433	278.8	10:20.854
3	2	4:34.399 B	41.729	1:39.678	2:12.992	278.1	14:55.253
4	1	10:51.724	7:02.439	1:43.550	2:05.735	271.1	25:46.977
5	1	4:25.739	41.606	1:41.015	2:03.118	277.4	30:12.716
6	1	4:22.002	41.161	1:39.500	2:01.341	278.1	34:34.718
7	1	4:39.122 B	42.208	1:40.483	2:16.431	281.7	39:13.840
8	3	6:03.227	2:16.556	1:42.088	2:04.583	264.5	45:17.067
9	3	4:21.829	41.937	1:39.058	2:00.834	278.1	49:38.896
10	3	4:20.434	41.278	1:40.117	1:59.039	280.3	53:59.330
11	3	4:30.009 B	41.234	1:40.238	2:08.537	280.3	58:29.339
12	2	18:47.687	...	1:39.283	2:03.330	279.5	1:17:17.026
13	2	4:10.842	39.547	1:35.862	1:55.433	284.7	1:21:27.868
14	2	4:10.483	39.150	1:36.160	1:55.173	283.2	1:25:38.351
15	2	4:53.158 B	38.721	1:37.326	2:37.111	285.4	1:30:31.509
16	2	9:59.796	5:57.562	1:40.579	2:21.655	261.3	1:40:31.305
17	2	4:07.457	39.112	1:34.735	1:53.610	283.9	1:44:38.762
18	2	4:52.035 B	43.157	1:44.935	2:23.943	259.4	1:49:30.797
19	1	15:24.573	...	1:42.629	2:00.850	238.3	2:04:55.370
20	1	4:14.480	39.335	1:36.888	1:58.257	285.4	2:09:09.850
21	1	4:10.845	38.947	1:35.671	1:56.227	271.1	2:13:20.695
22	1	4:09.778	39.434	1:35.828	1:54.516	283.2	2:17:30.473
23	1	4:20.201 B	39.327	1:35.773	2:05.101	280.3	2:21:50.674
24	3	5:16.874	1:43.082	1:37.954	1:55.838	283.9	2:27:07.548
25	3	4:05.924	38.614	1:35.111	1:52.199	281.7	2:31:13.472

57 — Krohn Racing — Ferrari 458 Italia — LMGTE Am

1.Tracy KROHN 2.Niclas JÖNSSON 3.Maurizio MEDIANI

Lap	D	Time	Sector 1	Sector 2	Sector 3	T. Spd	Elapsed
1	3	2:06:02.585 B	...	2:02.409	2:34.551	182.1	2:06:02.585
2	3	8:59.689	5:10.504	1:41.647	2:07.538	236.7	2:15:02.274
3	3	4:26.147	44.105	1:40.131	2:01.911	278.1	2:19:28.421
4	3	4:16.233	40.145	1:37.851	1:58.237	283.2	2:23:44.654
5	3	4:30.181 B	40.009	1:37.118	2:13.054	283.2	2:28:14.835

61 — AF Corse — Ferrari 458 Italia — LMGTE Am

1.Jack GERBER 2.Matt GRIFFIN 3.Marco CIOCI

Lap	D	Time	Sector 1	Sector 2	Sector 3	T. Spd	Elapsed
1	1	14:06.202	...	1:45.827	2:16.116	243.6	14:06.202
2	1	4:37.568	45.629	1:43.210	2:08.729	278.8	18:43.770
3	1	5:05.879	43.626	1:41.151	2:41.102	281.7	23:49.649
4	1	4:35.175	44.246	1:43.352	2:07.577	279.5	28:24.824
5	1	4:46.301 B	45.068	1:42.614	2:18.619	282.5	33:11.125
6	3	6:33.698	2:49.135	1:40.605	2:03.958	276.7	39:44.823
7	3	4:32.001 B	41.680	1:38.113	2:12.208	278.8	44:16.824
8	3	14:35.471 B	...	1:43.386	2:25.913	278.8	58:52.295
9	3	6:12.152	2:31.695	1:38.609	2:01.848	279.5	1:05:04.447
10	3	4:21.453	41.527	1:38.056	2:01.870	282.5	1:09:25.900
11	3	4:41.824 B	42.846	1:42.376	2:16.602	229.7	1:14:07.724
12	2	13:20.270	9:40.382	1:39.026	2:00.862	273.2	1:27:27.994
13	2	4:36.648 B	39.855	1:45.721	2:11.072	186.8	1:32:04.642
14	2	8:34.858	5:00.135	1:38.169	1:56.554	269.1	1:40:39.500
15	2	4:08.007	38.819	1:35.323	1:53.865	287.7	1:44:47.507
16	2	4:38.891 B	38.823	1:38.537	2:21.531	286.9	1:49:26.398
17	3	16:52.149	...	1:38.690	1:55.865	280.3	2:06:18.547
18	3	4:04.233	38.457	1:33.549	1:52.227	285.4	2:10:22.780
19	3	4:01.012	37.981	1:32.791	1:50.240	286.9	2:14:23.792
20	3	3:59.997	37.665	1:32.400	1:49.932	286.2	2:18:23.789
21	3	4:18.308	41.687	1:41.849	1:54.772	248.1	2:22:42.097
22	3	4:31.494 B	38.558	1:36.620	2:16.316	258.2	2:27:13.591

66 — JMW Motorsport — Ferrari 458 Italia — LMGTE Pro

1.Andrea BERTOLINI 2.Abdulaziz Turki AL FAISAL 3.Khaled AL QUBAISI

Lap	D	Time	Sector 1	Sector 2	Sector 3	T. Spd	Elapsed
1	3	6:20.930	1:17.403	2:07.760	2:55.767	219.0	6:20.930
2	3	4:55.541	50.424	1:48.627	2:16.490	240.4	11:16.471
3	3	5:31.862	44.893	1:40.836	3:06.133	250.4	16:48.333
4	3	4:29.391	42.768	1:40.021	2:06.602	287.7	21:17.724
5	3	4:39.519 B	42.718	1:39.032	2:17.769	260.7	25:57.243
6	2	6:47.857	2:59.980	1:41.179	2:06.698	248.7	32:45.100
7	2	4:23.827	42.083	1:38.310	2:03.434	278.1	37:08.927
8	2	4:22.250	41.637	1:37.270	2:03.343	279.5	41:31.177
9	2	4:20.643	41.719	1:37.817	2:01.107	287.7	45:51.820
10	2	4:32.718 B	43.165	1:37.686	2:11.867	285.4	50:24.538
11	1	7:48.813	4:05.602	1:38.663	2:04.548	273.9	58:13.351
12	1	4:14.632	40.433	1:36.221	1:57.978	288.5	1:02:27.983
13	1	4:10.543	39.269	1:35.129	1:56.145	287.7	1:06:38.526
14	1	4:08.745	39.066	1:34.471	1:55.208	288.5	1:10:47.271
15	1	4:23.652 B	39.012	1:36.050	2:08.590	290.0	1:15:10.923
16	1	9:20.094	5:49.799	1:34.928	1:55.367	287.7	1:24:31.017
17	1	4:25.973 B	38.907	1:34.057	2:13.009	289.3	1:28:56.990
18	1	10:42.267	7:13.678	1:34.603	1:53.986	286.2	1:39:39.257
19	1	4:07.094	39.609	1:33.750	1:53.735	289.3	1:43:46.351
20	1	4:15.390 B	39.058	1:33.128	2:03.204	293.2	1:48:01.741
21	1	16:51.780	...	1:40.579	1:55.710	283.9	2:04:53.521

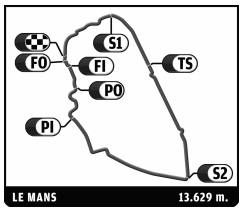

FIA WEC

81º Edition des 24 Heures du Mans

Qualifying Practice 3

Sector Analysis

Personal Best | Session Best | B Crossing the finish line in pit lane

Lap	D	Time	Sector 1	Sector 2	Sector 3	T. Spd	Elapsed
22	1	4:08.198	38.544	1:34.510	1:55.144	294.0	2:09:01.719
23	1	4:05.417	38.399	1:35.191	1:51.827	290.0	2:13:07.136
24	1	4:22.073 B	38.298	1:35.694	2:08.081	289.3	2:17:29.209
25	3	6:01.934	2:14.271	1:40.628	2:07.035	261.3	2:23:31.143
26	3	4:39.973 B	43.292	1:37.806	2:18.875	281.7	2:28:11.116
27	2	5:20.589	1:47.593	1:36.073	1:56.923	289.3	2:33:31.705

67 IMSA Performance Matmut — Porsche 911 GT3 RSR
1.Pascal GIBON 3.Wolf HENZLER 2.Patrice MILESI — LMGTE Am

Lap	D	Time	Sector 1	Sector 2	Sector 3	T. Spd	Elapsed
1	1	6:28.072	2:09.662	1:52.098	2:26.312	276.7	6:28.072
2	1	4:50.043	44.927	1:47.849	2:17.267	243.1	11:18.115
3	1	4:49.668 B	43.959	1:42.903	2:22.806	261.3	16:07.783
4	2	8:24.998	4:28.497	1:46.578	2:09.923	279.5	24:32.781
5	2	4:39.603 B	43.515	1:41.757	2:14.331	270.4	29:12.384
6	3	6:45.663 B	2:55.480	1:39.641	2:10.542	269.1	35:58.047
7	1	52:45.176 B	...	1:38.968	2:20.384	281.0	1:28:43.223

70 Larbre Competition — Chevrolet Corvette C6-ZR1
1.Cooper MacNEIL 3.Philippe DUMAS 2.Manuel RODRIGUES — LMGTE Am

Lap	D	Time	Sector 1	Sector 2	Sector 3	T. Spd	Elapsed
1	1	6:46.731 B	2:12.382	1:54.872	2:39.477	240.9	6:46.731
2	1	7:08.578	3:14.197	1:44.401	2:09.980	245.3	13:55.309
3	1	4:35.428	42.644	1:44.247	2:08.537	252.2	18:30.737
4	1	4:31.117	41.712	1:43.059	2:06.346	246.4	23:01.854
5	1	4:38.983 B	42.025	1:43.477	2:13.481	240.4	27:40.837
6	2	21:52.533	...	1:50.771	2:14.929	276.0	49:33.370
7	2	4:38.427	43.326	1:46.889	2:08.212	269.1	54:11.797
8	2	4:29.068	41.115	1:42.405	2:05.548	239.9	58:40.865
9	2	4:30.943	41.988	1:42.170	2:06.785	267.1	1:03:11.808
10	2	4:33.867	42.680	1:44.919	2:06.268	271.1	1:07:45.675
11	2	4:31.574	43.642	1:42.539	2:05.393	269.1	1:12:17.249
12	2	4:53.088 B	43.035	1:40.178	2:29.875	278.1	1:17:10.337
13	1	8:18.220	4:30.364	1:42.771	2:05.085	243.6	1:25:28.557
14	1	4:59.774 B	41.326	1:43.787	2:34.661	242.0	1:30:28.331

71 AF Corse — Ferrari 458 Italia
1.Olivier BERETTA 3.Toni VILANDER 2.Kamui KOBAYASHI — LMGTE Pro

Lap	D	Time	Sector 1	Sector 2	Sector 3	T. Spd	Elapsed
1	3	6:34.575 B	1:53.384	1:58.313	2:42.878	243.6	6:34.575
2	2	6:21.723	2:22.025	1:47.090	2:12.608	194.9	12:56.298
3	2	4:30.937	44.303	1:42.248	2:04.386	249.8	17:27.235
4	2	4:41.356	44.315	1:44.309	2:12.732	221.7	22:08.591
5	2	4:43.283	46.157	1:46.138	2:10.988	234.2	26:51.874
6	2	4:32.172	46.673	1:40.300	2:05.199	257.6	31:24.046
7	2	4:38.284	45.676	1:42.745	2:09.863	255.1	36:02.330
8	2	4:56.511 B	46.449	1:48.972	2:21.090	261.9	40:58.841
9	2	40:54.169	...	1:35.984	1:58.813	284.7	1:21:53.010
10	2	4:04.439	38.103	1:34.522	1:51.814	286.9	1:25:57.449
11	2	4:43.626 B	38.050	1:39.480	2:26.096	289.3	1:30:41.075
12	2	11:49.148	8:22.375	1:34.546	1:52.227	283.9	1:42:30.223
13	2	4:02.523	38.205	1:33.139	1:51.179	286.2	1:46:32.746
14	2	4:55.328 B	39.234	1:54.880	2:21.214	196.3	1:51:28.074
15	2	13:51.621	...	1:35.046	1:53.036	289.3	2:05:19.695
16	2	3:59.705	37.604	1:32.498	1:49.603	286.2	2:09:19.400
17	2	4:01.391	37.368	1:31.615	1:52.408	289.3	2:13:20.791
18	2	4:09.193 B	37.342	1:32.062	1:59.789	287.7	2:17:29.984
19	3	5:03.404	1:37.014	1:35.216	1:51.174	286.9	2:22:33.388
20	3	3:59.542	37.892	1:32.323	1:49.327	286.9	2:26:32.930
21	3	3:58.078	37.495	1:32.050	1:48.533	288.5	2:30:31.008

73 Corvette Racing — Chevrolet Corvette C6-ZR1
1.Jan MAGNUSSEN 3.Jordan TAYLOR 2.Antonio GARCIA — LMGTE Pro

Lap	D	Time	Sector 1	Sector 2	Sector 3	T. Spd	Elapsed
1	1	11:44.770	8:01.628	1:41.703	2:01.439	237.8	11:44.770
2	1	4:23.983	41.991	1:40.328	2:01.664	278.1	16:08.753
3	1	4:25.917	42.114	1:40.813	2:02.990	278.1	20:34.670
4	1	4:26.321	42.651	1:41.159	2:02.511	275.3	25:00.991
5	1	4:34.422 B	43.002	1:41.324	2:10.096	273.9	29:35.413
6	3	26:59.888	...	1:42.428	2:01.092	258.8	56:35.301
7	3	4:17.416	39.629	1:40.789	1:56.998	270.4	1:00:52.717
8	3	4:11.789	38.262	1:36.761	1:56.766	280.3	1:05:04.506
9	3	4:07.347	38.513	1:35.510	1:53.324	282.5	1:09:11.853
10	3	4:41.863 B	39.239	1:36.319	2:26.305	273.2	1:13:53.716
11	1	6:52.107	3:21.045	1:36.601	1:54.461	280.3	1:20:45.823
12	1	4:05.399	38.360	1:34.770	1:52.269	281.7	1:24:51.222
13	1	4:18.134 B	38.211	1:34.028	2:05.895	281.0	1:29:09.356
14	2	10:12.426	6:42.623	1:35.803	1:54.000	269.1	1:39:21.782
15	2	4:04.637	38.678	1:34.711	1:51.248	281.7	1:43:26.419
16	2	4:10.426 B	37.897	1:33.866	1:58.663	282.5	1:47:36.845
17	3	17:10.732	...	1:36.783	1:55.773	273.9	2:04:47.577
18	3	4:07.451	39.630	1:34.225	1:53.596	281.0	2:08:55.028
19	3	4:03.036	38.124	1:33.447	1:51.465	283.9	2:12:58.064
20	3	4:03.966	38.139	1:33.596	1:52.231	282.5	2:17:02.030
21	3	4:02.189	38.111	1:33.000	1:51.078	283.9	2:21:04.219
22	3	4:04.084	38.277	1:33.746	1:52.061	281.7	2:25:08.303
23	3	4:07.932	38.243	1:33.433	1:56.256	282.5	2:29:16.235
24	3	4:16.438 B	39.768	1:34.242	2:02.428	282.5	2:33:32.673

74 Corvette Racing — Chevrolet Corvette C6-ZR1
1.Oliver GAVIN 3.Richard WESTBROOK 2.Tommy MILNER — LMGTE Pro

Lap	D	Time	Sector 1	Sector 2	Sector 3	T. Spd	Elapsed
1	2	6:18.816	2:24.247	1:44.101	2:10.468	223.5	6:18.816
2	2	4:21.060	40.980	1:39.070	2:01.010	269.1	10:39.876
3	2	4:18.643	40.401	1:38.552	1:59.690	278.1	14:58.519
4	2	4:18.606	40.380	1:38.783	1:59.443	278.1	19:17.125
5	2	4:32.628 B	40.558	1:39.086	2:12.984	277.4	23:49.753
6	2	6:27.550	2:49.184	1:39.163	1:59.203	266.5	30:17.303
7	2	4:18.657	40.375	1:38.726	1:59.556	278.1	34:35.960
8	2	4:19.524	41.577	1:39.073	1:58.874	254.5	38:55.484
9	2	4:31.496 B	40.621	1:38.675	2:12.200	278.8	43:26.980
10	2	7:06.109	3:29.808	1:37.511	1:58.790	277.4	50:33.089
11	2	4:12.393	38.404	1:36.814	1:57.175	286.9	54:45.482
12	2	4:10.874	38.079	1:35.495	1:57.300	286.9	58:56.356
13	2	4:07.476	37.952	1:35.581	1:53.943	281.7	1:03:03.832
14	2	4:15.706 B	38.097	1:35.249	2:02.360	281.0	1:07:19.538
15	1	6:05.986	2:34.278	1:36.808	1:54.900	273.9	1:13:25.524
16	1	4:05.361	38.199	1:34.837	1:52.325	281.7	1:17:30.885
17	1	4:03.120	37.769	1:33.963	1:51.388	282.5	1:21:34.005
18	1	4:13.030 B	37.767	1:33.279	2:01.984	286.2	1:25:47.035
19	1	13:41.113	...	1:36.150	1:59.513	261.3	1:39:28.148
20	1	4:04.502	39.929	1:34.098	1:50.475	284.7	1:43:32.650
21	1	4:14.857 B	38.261	1:36.125	2:00.471	282.5	1:47:47.507
22	1	18:09.746	...	1:37.681	2:06.853	280.3	2:05:57.253
23	1	4:10.792	37.501	1:33.040	2:00.251	283.9	2:10:08.045
24	1	3:58.644	37.376	1:32.357	1:48.911	282.5	2:14:06.689
25	1	4:06.220	39.415	1:33.157	1:53.648	281.7	2:18:12.909
26	1	4:00.292	37.789	1:32.823	1:49.680	282.5	2:22:13.201

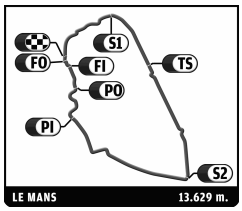

FIA WEC
81º Edition des 24 Heures du Mans
Qualifying Practice 3

Sector Analysis

Personal Best | Session Best | B Crossing the finish line in pit lane

Lap	D	Time	Sector 1	Sector 2	Sector 3	T. Spd	Elapsed
27	1	4:03.646	38.437	1:34.981	1:50.228	283.9	2:26:16.847
28	1	4:00.699	37.587	1:32.629	1:50.483	282.5	2:30:17.546

75 Prospeed Racing — Porsche 911 GT3 RSR
1.Emmanuel COLLARD 2.François PERRODO 3.Sébastien CRUBILE — LMGTE Am

Lap	D	Time	Sector 1	Sector 2	Sector 3	T. Spd	Elapsed
1	1	6:17.053 B	1:12.330	2:10.010	2:54.713	217.2	6:17.053
2	1	7:14.716	3:26.120	1:43.107	2:05.489	243.1	13:31.769
3	1	4:37.845 B	43.246	1:41.412	2:13.187	248.1	18:09.614
4	1	9:54.835 B	5:56.241	1:43.409	2:15.185	243.6	28:04.449
5	2	17:41.555	...	1:51.869	2:16.523	194.6	45:46.004
6	2	4:38.669	43.811	1:45.243	2:09.615	239.3	50:24.673
7	2	4:31.457	42.713	1:43.260	2:05.484	253.9	54:56.130
8	2	4:26.356	41.710	1:40.750	2:03.896	285.4	59:22.486
9	2	4:35.299 B	41.215	1:39.901	2:14.183	289.3	1:03:57.785
10	3	8:40.857	4:50.796	1:42.588	2:07.473	277.4	1:12:38.642
11	3	4:20.168	41.623	1:38.433	2:00.112	286.9	1:16:58.810
12	3	4:14.844	41.200	1:36.174	1:57.470	286.9	1:21:13.654
13	3	4:26.935 B	41.358	1:35.778	2:09.799	287.7	1:25:40.589
14	1	13:38.988	...	1:37.761	1:56.738	278.1	1:39:19.577
15	1	4:11.463	40.430	1:36.620	1:54.413	267.8	1:43:31.040
16	1	4:19.046 B	39.671	1:36.970	2:02.405	283.9	1:47:50.086
17	1	16:25.194	...	1:34.958	1:55.998	284.7	2:04:15.280
18	1	4:09.590	39.211	1:35.911	1:54.468	286.2	2:08:24.870
19	1	4:05.076	38.703	1:34.276	1:52.097	283.2	2:12:29.946
20	1	4:03.367	38.677	1:33.615	1:51.075	283.9	2:16:33.313
21	1	4:25.551 B	42.164	1:37.234	2:06.153	265.1	2:20:58.864
22	1	5:57.488	2:32.942	1:34.051	1:50.495	285.4	2:26:56.352
23	1	4:00.682	38.084	1:32.756	1:49.842	283.9	2:30:57.034

76 IMSA Performance Matmut — Porsche 911 GT3 RSR
1.Raymond NARAC 2.Christophe BOURRET 3.Jean-Karl VERNAY — LMGTE Am

Lap	D	Time	Sector 1	Sector 2	Sector 3	T. Spd	Elapsed
1	1	6:14.218 B	2:02.553	1:46.163	2:25.502	223.1	6:14.218
2	1	5:50.342 B	1:51.013	1:39.302	2:20.027	279.5	12:04.560
3	1	5:47.770	2:07.159	1:38.528	2:02.083	281.0	17:52.330
4	1	4:24.814	41.017	1:41.606	2:02.191	278.8	22:17.144
5	1	4:32.043 B	41.597	1:40.719	2:09.727	271.1	26:49.187
6	2	10:59.184	7:06.348	1:43.055	2:09.781	260.7	37:48.371
7	2	4:34.451	43.668	1:44.103	2:06.680	269.8	42:22.822
8	2	4:35.653	43.978	1:42.092	2:09.583	274.6	46:58.475
9	2	4:29.857	43.440	1:41.588	2:04.829	274.6	51:28.332
10	2	4:36.668 B	44.141	1:40.908	2:11.619	276.7	56:05.000
11	2	12:16.470	8:18.122	1:43.405	2:14.943	245.3	1:08:21.470
12	2	4:26.475	43.030	1:40.825	2:02.620	281.7	1:12:47.945
13	2	4:21.327	41.830	1:38.529	2:00.968	278.8	1:17:09.272
14	2	4:18.369	41.464	1:38.384	1:58.521	281.0	1:21:27.641
15	2	4:15.101	41.268	1:35.600	1:58.233	282.5	1:25:42.742

77 Dempsey Del Piero-Proton — Porsche 911 GT3 RSR
1.Patrick DEMPSEY 2.Joe FOSTER 3.Patrick LONG — LMGTE Am

Lap	D	Time	Sector 1	Sector 2	Sector 3	T. Spd	Elapsed
1	3	6:51.330 B	2:05.003	1:59.864	2:46.463	217.7	6:51.330
2	2	9:11.531	5:14.541	1:44.994	2:11.996	237.8	16:02.861
3	2	4:37.757	43.723	1:43.802	2:10.232	226.8	20:40.618
4	2	4:31.427	43.647	1:41.950	2:05.830	236.7	25:12.045
5	2	4:31.667	43.971	1:42.640	2:05.056	242.6	29:43.712
6	2	4:46.142 B	44.309	1:44.897	2:16.936	225.8	34:29.854
7	3	8:18.539	4:33.776	1:39.918	2:04.845	244.8	42:48.393
8	3	4:20.936	41.536	1:38.428	2:00.972	257.0	47:09.329
9	3	4:28.441 B	41.476	1:38.195	2:08.770	257.6	51:37.770
10	1	9:27.517	5:36.153	1:45.117	2:06.247	283.9	1:01:05.287
11	1	4:25.816	42.379	1:39.950	2:03.487	255.7	1:05:31.103
12	1	4:35.189 B	42.406	1:39.265	2:13.518	285.4	1:10:06.292
13	3	9:54.044	6:21.401	1:35.862	1:56.781	281.7	1:20:00.336
14	3	4:06.357	38.221	1:33.815	1:54.321	289.3	1:24:06.693
15	3	4:15.892 B	38.162	1:33.511	2:04.219	287.7	1:28:22.585
16	3	18:00.183	...	1:53.028	2:10.116	185.6	1:46:22.768
17	3	4:28.435 B	39.211	1:40.794	2:08.430	236.7	1:50:51.203
18	3	14:59.782	...	1:35.006	1:59.976	283.9	2:05:50.985
19	3	4:06.660	37.937	1:34.236	1:54.487	286.9	2:09:57.645
20	3	4:01.488	38.073	1:32.755	1:50.660	286.9	2:13:59.133
21	3	4:04.344	38.041	1:32.638	1:53.665	286.2	2:18:03.477
22	3	4:00.916	37.831	1:32.124	1:50.961	287.7	2:22:04.393
23	3	4:19.180 B	39.366	1:35.051	2:04.763	269.8	2:26:23.573

81 8 Star Motorsports — Ferrari 458 Italia
1.Vicente POTOLICCHIO 2.Rui AGUAS 3.Jason BRIGHT — LMGTE Am

Lap	D	Time	Sector 1	Sector 2	Sector 3	T. Spd	Elapsed
1	3	6:13.309 B	1:14.648	2:04.455	2:54.206	229.2	6:13.309
2	2	28:04.546	...	1:43.799	2:07.377	238.8	34:17.855
3	2	4:30.512	42.098	1:42.373	2:06.041	271.8	38:48.367
4	2	4:26.241	41.986	1:40.996	2:03.259	268.4	43:14.608
5	2	4:23.647	41.237	1:40.697	2:01.713	275.3	47:38.255
6	2	4:23.887	42.022	1:40.536	2:01.329	277.4	52:02.142
7	2	4:26.830	42.265	1:41.454	2:03.111	276.0	56:28.972
8	2	4:43.152 B	44.144	1:43.065	2:15.943	273.2	1:01:12.124
9	2	1:03:49.725	...	1:36.780	1:55.097	283.9	2:05:01.849
10	2	4:06.866	38.873	1:34.291	1:53.702	287.7	2:09:08.715
11	2	4:02.290	38.524	1:33.433	1:50.333	284.7	2:13:11.005
12	2	8:21.478	38.027	1:32.960	6:10.491	286.2	2:21:32.483
13	2	4:09.840	38.373	1:37.664	1:53.803	284.7	2:25:42.323
14	2	4:09.411	37.817	1:36.039	1:55.555	285.4	2:29:51.734
15	2	4:01.934	37.958	1:33.643	1:50.333	283.9	2:33:53.668

88 Proton Competition — Porsche 911 GT3 RSR
1.Christian RIED 2.Gianluca RODA 3.Paolo RUBERTI — LMGTE Am

Lap	D	Time	Sector 1	Sector 2	Sector 3	T. Spd	Elapsed
1	1	6:09.571	1:59.272	1:48.665	2:21.634	219.9	6:09.571
2	1	4:38.625	45.135	1:43.249	2:10.241	239.9	10:48.196
3	1	4:33.058	43.779	1:42.160	2:07.119	247.6	15:21.254
4	1	4:32.970	43.293	1:43.000	2:06.677	255.7	19:54.224
5	1	4:44.605 B	43.287	1:41.854	2:19.464	260.7	24:38.829
6	2	43:23.636	...	1:45.590	2:05.159	244.2	1:08:02.465
7	2	4:16.761	41.522	1:38.214	1:57.025	265.1	1:12:19.226
8	2	4:11.320	39.694	1:35.803	1:55.823	286.9	1:16:30.546
9	2	4:10.477	39.033	1:37.156	1:54.288	276.7	1:20:41.023
10	2	4:09.858	38.736	1:35.203	1:55.919	286.2	1:24:50.881
11	2	4:26.850 B	42.952	1:34.331	2:09.567	287.7	1:29:17.731
12	3	16:11.107	...	1:35.795	1:53.630	279.5	1:45:28.838
13	3	4:20.669 B	38.820	1:37.512	2:04.337	267.8	1:49:49.507
14	3	24:39.668	...	1:33.642	1:52.176	286.9	2:14:29.175
15	3	4:01.435	37.883	1:32.543	1:51.009	290.0	2:18:30.610
16	3	4:04.641	37.891	1:33.004	1:53.746	290.8	2:22:35.251
17	3	4:00.464	37.838	1:32.241	1:50.385	289.3	2:26:35.715
18	3	3:58.889	37.728	1:31.886	1:49.275	289.3	2:30:34.604

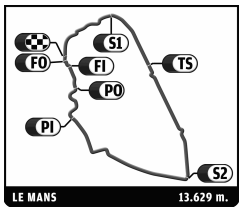

FIA WEC

81º Edition des 24 Heures du Mans

Qualifying Practice 3

Sector Analysis

Personal Best | Session Best | B Crossing the finish line in pit lane

91 — Porsche AG Team Manthey — Porsche 911 RSR — LMGTE Pro

1.Jörg BERGMEISTER 2.Patrick PILET 3.Timo BERNHARD

Lap	D	Time	Sector 1	Sector 2	Sector 3	T. Spd	Elapsed
1	3	14:00.287	...	1:39.975	2:02.686		14:00.287
2	3	4:20.946	40.935	1:40.184	1:59.827	252.2	18:21.233
3	3	4:17.922	40.710	1:38.846	1:58.366	245.3	22:39.155
4	3	4:17.531	41.508	1:38.139	1:57.884	251.6	26:56.686
5	3	4:17.906	41.276	1:38.524	1:58.106	265.1	31:14.592
6	3	4:30.536 B	41.591	1:38.364	2:10.581	253.3	35:45.128
7	1	15:49.685 B	...	1:44.803	2:14.773	222.6	51:34.813
8	1	7:55.045	4:24.986	1:37.144	1:52.915	277.4	59:29.858
9	1	4:04.350	37.830	1:35.292	1:51.228	290.8	1:03:34.208
10	1	4:06.659	38.285	1:34.095	1:54.279	291.6	1:07:40.867
11	1	4:06.770	37.487	1:36.952	1:52.331	292.4	1:11:47.637
12	1	4:00.323	37.202	1:33.797	1:49.324	290.8	1:15:47.960
13	1	4:15.680 B	38.911	1:34.803	2:01.966	270.4	1:20:03.640
14	1	19:22.713	...	1:35.332	1:53.012	276.0	1:39:26.353
15	1	4:04.815	39.648	1:34.017	1:51.150	290.0	1:43:31.168
16	1	4:13.913 B	38.042	1:35.827	2:00.044	290.0	1:47:45.081
17	1	17:04.398	...	1:34.326	1:53.230	260.7	2:04:49.479
18	1	4:04.637	38.034	1:32.153	1:54.450	289.3	2:08:54.116
19	1	3:58.433	36.897	1:31.547	1:49.989	290.0	2:12:52.549
20	1	4:06.863 B	38.563	1:31.583	1:56.717	290.8	2:16:59.412
21	1	4:59.255	1:34.235	1:32.021	1:52.999	287.7	2:21:58.667
22	1	4:04.497	37.133	1:33.084	1:54.280	291.6	2:26:03.164
23	1	3:58.986	37.686	1:33.397	1:47.903	290.8	2:30:02.150

92 — Porsche AG Team Manthey — Porsche 911 RSR — LMGTE Pro

1.Marc LIEB 2.Richard LIETZ 3.Romain DUMAS

Lap	D	Time	Sector 1	Sector 2	Sector 3	T. Spd	Elapsed
1	3	7:37.559	3:54.046	1:40.104	2:03.409	249.3	7:37.559
2	3	4:18.502	41.010	1:38.428	1:59.064	280.3	11:56.061
3	3	4:16.404	40.793	1:37.237	1:58.374	287.7	16:12.465
4	3	4:17.920	40.929	1:37.749	1:59.242	289.3	20:30.385
5	3	4:14.581	40.139	1:37.082	1:57.360	287.7	24:44.966
6	3	4:28.225 B	40.461	1:38.994	2:08.770	262.6	29:13.191
7	1	13:45.088	...	1:39.683	2:01.323	281.7	42:58.279
8	1	4:11.146	38.586	1:36.563	1:55.997	290.0	47:09.425
9	1	4:07.230	37.883	1:35.373	1:53.974	290.8	51:16.655
10	1	4:06.344	37.771	1:35.094	1:53.479	289.3	55:22.999
11	1	4:11.912 B	37.692	1:34.962	1:59.258	290.0	59:34.911
12	1	27:29.541	...	1:34.567	1:50.886	289.3	1:27:04.452
13	1	4:19.846 B	37.258	1:37.101	2:05.487	235.7	1:31:24.298
14	1	12:22.187	8:58.102	1:34.125	1:49.960	290.8	1:43:46.485
15	1	4:09.289 B	37.439	1:32.986	1:58.864	292.4	1:47:55.774
16	1	16:48.100	...	1:34.286	1:53.205	287.7	2:04:43.874
17	1	3:58.644	37.703	1:32.534	1:48.407	289.3	2:08:42.518
18	1	3:56.199	37.341	1:31.420	1:47.438	290.0	2:12:38.717
19	1	3:56.209	37.137	1:31.309	1:47.763	290.0	2:16:34.926
20	1	4:09.452 B	39.919	1:32.044	1:57.489	288.5	2:20:44.378
21	1	5:04.833	1:38.072	1:33.294	1:53.467	287.7	2:25:49.211
22	1	3:59.485	37.127	1:31.468	1:50.890	290.0	2:29:48.696
23	1	3:55.491	37.261	1:31.256	1:46.974	290.8	2:33:44.187

93 — SRT Motorsports — Viper GTS-R — LMGTE Pro

1.Jonathan BOMARITO 2.Tommy KENDALL 3.Kuno WITTMER

Lap	D	Time	Sector 1	Sector 2	Sector 3	T. Spd	Elapsed
1	2	6:31.131	2:25.873	1:45.343	2:19.915	242.6	6:31.131
2	2	4:31.729	42.515	1:43.668	2:05.546	263.2	11:02.860
3	2	4:28.672	42.091	1:41.790	2:04.791	268.4	15:31.532
4	2	4:28.478	42.168	1:41.912	2:04.398	263.2	20:00.010
5	2	4:29.163	42.211	1:42.452	2:04.500	261.3	24:29.173
6	2	4:26.785	41.573	1:42.408	2:02.804	271.1	28:55.958
7	2	4:41.613 B	42.007	1:41.612	2:17.994	271.1	33:37.571
8	1	41:20.714	...	1:39.356	1:57.512	265.1	1:14:58.285
9	1	4:10.693	38.280	1:36.504	1:55.909	274.6	1:19:08.978
10	1	4:07.465	38.103	1:35.539	1:53.823	276.7	1:23:16.443
11	1	4:16.505 B	37.770	1:35.237	2:03.498	278.1	1:27:32.948
12	1	17:08.713	...	1:35.751	1:54.292	276.7	1:44:41.661
13	1	4:39.197 B	40.476	1:37.801	2:20.920	276.0	1:49:20.858
14	1	15:48.372	...	1:39.728	1:54.063	208.4	2:05:09.230
15	1	4:04.908	38.153	1:34.614	1:52.141	279.5	2:09:14.138
16	1	4:13.974 B	38.104	1:34.627	2:01.243	279.5	2:13:28.112
17	1	9:28.701 B	5:50.755	1:35.175	2:02.771	277.4	2:22:56.813
18	1	6:55.890	3:21.692	1:35.870	1:58.328	271.8	2:29:52.703
19	1	4:04.477	38.210	1:34.561	1:51.706	276.7	2:33:57.180

95 — Aston Martin Racing — Aston Martin Vantage V8 — LMGTE Am

1.Christoffer NYGAARD 2.Kristian POULSEN 3.Allan SIMONSEN

Lap	D	Time	Sector 1	Sector 2	Sector 3	T. Spd	Elapsed
1	1	5:17.111	1:11.240	1:56.987	2:08.884	237.8	5:17.111
2	1	4:31.743 B	42.088	1:40.532	2:09.123	256.4	9:48.854
3	1	1:02:29.420	...	1:38.531	2:01.415	261.9	1:12:18.274
4	1	4:18.812 B	39.840	1:36.092	2:02.880	282.5	1:16:37.086
5	2	5:47.104	2:06.891	1:38.420	2:01.793	283.2	1:22:24.190
6	2	4:22.903 B	40.343	1:37.255	2:05.305	281.0	1:26:47.093
7	3	14:58.550	...	1:43.910	1:56.926	264.5	1:41:45.643
8	3	4:06.405	38.706	1:34.750	1:52.949	286.2	1:45:52.048
9	3	4:34.044 B	39.009	1:37.831	2:17.204	286.2	1:50:26.092
10	3	15:03.777	...	1:35.379	1:55.603	282.5	2:05:29.869
11	3	4:11.463	38.476	1:34.171	1:58.816	286.9	2:09:41.332
12	3	4:13.418 B	38.229	1:33.476	2:01.713	285.4	2:13:54.750
13	3	5:22.119	1:49.407	1:34.117	1:58.595	278.1	2:19:16.869
14	3	3:59.580	37.640	1:31.885	1:50.055	286.2	2:23:16.449
15	3	3:57.776	37.522	1:31.573	1:48.681	288.5	2:27:14.225
16	3	4:14.657 B	37.663	1:32.656	2:04.338	287.7	2:31:28.882

96 — Aston Martin Racing — Aston Martin Vantage V8 — LMGTE Am

1.Jamie CAMPBELL-WALTER 2.Roald GOETHE 3.Stuart HALL

Lap	D	Time	Sector 1	Sector 2	Sector 3	T. Spd	Elapsed
1	3	6:04.990 B	1:46.912	1:48.826	2:29.252	267.1	6:04.990
2	3	44:39.296	...	1:43.453	2:05.206	278.1	50:44.286
3	3	4:16.635	39.705	1:39.058	1:57.872	281.7	55:00.921
4	3	4:13.545	38.969	1:37.245	1:57.331	286.9	59:14.466
5	3	4:10.565	39.069	1:36.413	1:55.083	281.0	1:03:25.031
6	3	4:12.765	40.616	1:36.490	1:55.659	267.8	1:07:37.796
7	3	4:18.748	38.679	1:39.399	2:00.670	281.0	1:11:56.544
8	3	9:43.402 B	38.820	1:34.349	7:30.233	283.9	1:21:39.946
9	1	18:47.860	...	1:38.717	1:57.865	275.3	1:40:27.806
10	1	4:07.588	38.707	1:35.511	1:53.370	280.3	1:44:35.394
11	1	4:25.039 B	38.688	1:35.443	2:10.908	281.0	1:49:00.433
12	1	15:51.250	...	1:37.046	1:56.757	264.5	2:04:51.683
13	1	4:13.406 B	38.849	1:34.923	1:59.634	285.4	2:09:05.089
14	1	9:10.866	5:41.784	1:35.121	1:53.961	281.0	2:18:15.955
15	1	4:09.652	37.928	1:34.290	1:57.434	283.9	2:22:25.607
16	1	4:00.511	37.834	1:33.458	1:49.219	279.5	2:26:26.118
17	1	3:59.805	37.779	1:32.953	1:49.073	280.3	2:30:25.923

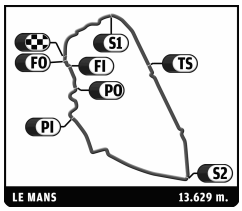

FIA WEC

81º Edition des 24 Heures du Mans

Qualifying Practice 3

Sector Analysis

Personal Best | Session Best | B Crossing the finish line in pit lane

97 — Aston Martin Racing — Aston Martin Vantage V8 — LMGTE Pro

1.Peter DUMBRECK 2.Stefan MÜCKE 3.Darren TURNER

Lap	D	Time	Sector 1	Sector 2	Sector 3	T. Spd	Elapsed
1	2	6:19.256	2:28.937	1:41.974	2:08.345	259.4	6:19.256
2	2	4:21.342	41.440	1:38.752	2:01.150	282.5	10:40.598
3	2	4:29.613 B	40.734	1:37.952	2:10.927	281.7	15:10.211
4	1	35:22.176	...	1:41.657	2:00.729	280.3	50:32.387
5	1	4:12.519	38.436	1:36.750	1:57.333	283.2	54:44.906
6	1	4:19.406 B	37.850	1:35.342	2:06.214	283.9	59:04.312
7	1	8:26.355	4:50.822	1:38.955	1:56.578	272.5	1:07:30.667
8	1	4:04.787	37.783	1:34.769	1:52.235	281.0	1:11:35.454
9	1	4:02.678	37.641	1:34.267	1:50.770	281.7	1:15:38.132
10	1	4:01.679	37.478	1:33.913	1:50.288	281.0	1:19:39.811
11	1	4:00.392	37.443	1:33.156	1:49.793	281.0	1:23:40.203
12	1	4:11.609 B	37.340	1:33.315	2:00.954	282.5	1:27:51.812
13	1	13:15.440	9:46.663	1:35.509	1:53.268	279.5	1:41:07.252
14	1	3:59.398	37.566	1:32.981	1:48.851	281.0	1:45:06.650
15	1	4:25.335 B	37.338	1:34.185	2:13.812	281.7	1:49:31.985
16	2	15:49.186	...	1:36.947	1:54.960	278.8	2:05:21.171
17	2	3:58.873	37.632	1:32.046	1:49.195	286.2	2:09:20.044
18	2	4:09.575 B	37.627	1:31.948	2:00.000	287.7	2:13:29.619
19	2	5:49.022	2:19.735	1:35.562	1:53.725	285.4	2:19:18.641
20	2	3:56.743	37.071	1:31.007	1:48.665	284.7	2:23:15.384
21	2	3:55.445	36.887	1:31.451	1:47.107	281.7	2:27:10.829
22	2	4:06.307 B	36.816	1:31.849	1:57.642	285.4	2:31:17.136

98 — Aston Martin Racing — Aston Martin Vantage V8 — LMGTE Pro

1.Bill AUBERLEN 2.Paul DALLA LANA 3.Pedro LAMY

Lap	D	Time	Sector 1	Sector 2	Sector 3	T. Spd	Elapsed
1	1	6:11.137 B	1:02.876	2:12.450	2:55.811	273.9	6:11.137
2	1	7:15.461	3:29.779	1:42.218	2:03.464	253.3	13:26.598
3	1	4:26.293	42.204	1:41.881	2:02.208	261.3	17:52.891
4	1	4:26.053	41.914	1:41.290	2:02.849	275.3	22:18.944
5	1	4:33.555 B	41.923	1:40.856	2:10.776	277.4	26:52.499
6	1	17:11.460	...	1:56.624	2:07.649	277.4	44:03.959
7	1	4:16.953	38.464	1:39.654	1:58.835	283.2	48:20.912
8	1	4:12.038	38.080	1:36.680	1:57.278	282.5	52:32.950
9	1	4:14.199	41.319	1:37.500	1:55.380	281.0	56:47.149
10	1	4:08.729	37.870	1:35.283	1:55.576	283.2	1:00:55.878
11	1	4:06.469	37.900	1:34.565	1:54.004	284.7	1:05:02.347
12	1	4:35.684 B	37.977	1:34.987	2:22.720	281.0	1:09:38.031
13	1	8:59.838	5:29.387	1:36.236	1:54.215	278.8	1:18:37.869
14	1	4:17.090	50.517	1:34.867	1:51.706	281.7	1:22:54.959
15	1	4:01.283	37.598	1:33.609	1:50.076	282.5	1:26:56.242
16	1	4:25.026 B	37.642	1:35.200	2:12.184	282.5	1:31:21.268
17	2	10:48.323	7:11.509	1:38.017	1:58.797	276.7	1:42:09.591
18	2	4:16.237	39.357	1:38.180	1:58.700	281.0	1:46:25.828
19	2	5:01.350 B	39.817	1:59.179	2:22.354	170.1	1:51:27.178

99 — Aston Martin Racing — Aston Martin Vantage V8 — LMGTE Pro

1.Rob BELL 2.Frédéric MAKOWIECKI 3.Bruno SENNA

Lap	D	Time	Sector 1	Sector 2	Sector 3	T. Spd	Elapsed
1	3	12:15.080	8:35.395	1:39.465	2:00.220	274.6	12:15.080
2	3	4:20.900	40.541	1:39.336	2:01.023	281.0	16:35.980
3	3	4:24.842 B	40.298	1:38.414	2:06.130	276.7	21:00.822
4	3	10:42.902	7:04.914	1:37.847	2:00.141	277.4	31:43.724
5	3	4:10.100	37.821	1:35.447	1:56.832	282.5	35:53.824
6	3	4:08.006	37.733	1:35.483	1:54.790	282.5	40:01.830
7	3	4:07.110	38.036	1:35.084	1:53.990	281.0	44:08.940
8	3	4:06.141	37.732	1:34.784	1:53.625	283.9	48:15.081
9	3	4:06.169	37.099	1:34.668	1:54.402	283.9	52:21.250
10	3	4:04.587	37.408	1:34.135	1:53.044	285.4	56:25.837
11	3	4:10.568 B	37.461	1:34.042	1:59.065	281.7	1:00:36.405
12	1	7:06.658	3:30.824	1:37.526	1:58.308	282.5	1:07:43.063
13	1	4:12.432	38.435	1:36.442	1:57.555	284.7	1:11:55.495
14	1	4:05.493	37.759	1:34.041	1:53.693	285.4	1:16:00.988
15	1	4:08.386	38.559	1:36.506	1:53.321	222.6	1:20:09.374
16	1	4:04.781	38.338	1:34.496	1:51.947	283.9	1:24:14.155
17	1	4:13.931 B	37.846	1:34.021	2:02.064	283.2	1:28:28.086
18	2	38:04.330	...	1:33.683	1:49.480	279.5	2:06:32.416
19	2	3:55.754	37.160	1:31.482	1:47.112	283.9	2:10:28.170
20	2	4:06.773 B	37.464	1:32.389	1:56.920	286.2	2:14:34.943
21	2	5:25.580	2:00.910	1:34.403	1:50.267	281.7	2:20:00.523
22	2	3:55.814	37.144	1:31.645	1:47.025	283.2	2:23:56.337
23	2	3:54.635	36.639	1:30.943	1:47.053	283.2	2:27:50.972
24	2	4:06.967 B	36.913	1:31.102	1:58.952	282.5	2:31:57.939