

# FIA Formula E Championship

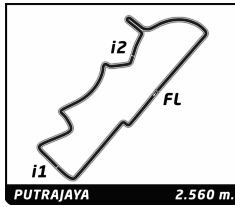
## Round 2 - Putrajaya ePrix

### Race

### Analysis

Official Timekeeper TAGHeuer

							<span style="color: green;">■</span> Personal Best <span style="color: purple;">■</span> Session Best <span style="color: blue;">■</span> Crossing the finish line in pit lane								
Lap	C	Time	Sector 1	Sector 2	Sector 3	Kph	Elapsed	Lap	Time	Sector 1	Sector 2	Sector 3	Kph	Elapsed	
<b>1 Nelson PIQUET JR</b>							BRA								
NEXTEV TCR Formula E Team							NEXTEV TCR FormulaE 001								
1	A	1:41.642	35.574	33.790	32.278	90.7	1:41.642	19	A	1:29.446	25.955	32.233	31.258	103.0	30:31.682
2	A	1:25.806	22.034	32.249	31.523	107.4	3:07.448	20	A	1:25.373	21.419	31.993	31.961	107.9	31:57.055
3	A	1:25.734	21.818	32.258	31.658	107.5	4:33.182	21	A	1:24.920	21.464	32.286	31.170	108.5	33:21.975
4	A	1:25.553	21.659	32.401	31.493	107.7	5:58.735	22	A	1:24.739	21.717	32.029	30.993	108.8	34:46.714
5	A	1:31.360	21.807	32.563	36.990	100.9	7:30.095	23	A	1:24.277	21.381	32.072	30.824	109.4	36:10.991
6	A	2:45.952	35.301	1:12.404	58.247	55.5	10:16.047	24	A	1:24.274	21.396	31.992	30.886	109.4	37:35.265
7	A	2:17.200	48.652	51.904	36.644	67.2	12:33.247	25	A	1:25.004	21.659	32.365	30.980	108.4	39:00.269
8	A	1:26.250	22.049	32.709	31.492	106.9	13:59.497	26	A	1:24.525	21.584	32.025	30.916	109.0	40:24.794
9	A	1:28.550	22.799	33.676	32.075	104.1	15:28.047	27	A	1:24.656	21.470	32.203	30.983	108.9	41:49.450
10	A	1:28.392	21.970	32.462	33.960	104.3	16:56.439	28	A	1:25.301	21.639	32.244	31.418	108.0	43:14.751
11	A	1:27.699	23.208	32.707	31.784	105.1	18:24.138	29	A	1:24.605	21.759	32.004	30.842	108.9	44:39.356
12	A	1:26.883	22.083	32.863	31.937	106.1	19:51.021	30	A	1:27.516	21.158	32.054	34.304	105.3	46:06.872
13	A	1:26.987	21.935	32.727	32.325	105.9	21:18.008	31	A	1:25.531	21.446	32.532	31.553	107.8	47:32.403
14	A	1:27.852	22.725	32.914	32.213	104.9	22:45.860	32	A	1:26.489	21.977	32.708	31.804	106.6	48:58.892
15	A	1:26.755	21.857	32.958	31.940	106.2	24:12.615	33	A	1:32.441	22.033	33.114	37.294	99.7	50:31.333
16	A	1:26.700	21.757	32.576	32.367	106.3	25:39.315								
17	A	1:27.514	22.017	33.442	32.055	105.3	27:06.829								
18	A	1:27.288	22.019	33.259	32.010	105.6	28:34.117								
19	A	1:27.607	22.240	33.299	32.068	105.2	30:01.724								
20	B	2:20.445	22.549	34.108	1:23.788	65.6	32:22.169								
21	B	1:29.915	26.006	32.393	31.516	102.5	33:52.084								
22	B	1:25.795	22.308	32.436	31.051	107.4	35:17.879								
23	B	1:25.290	21.580	32.189	31.521	108.1	36:43.169								
24	B	1:24.991	21.436	31.847	31.708	108.4	38:08.160								
25	B	1:25.713	21.558	32.768	31.387	107.5	39:33.873								
26	B	1:25.147	21.972	32.089	31.086	108.2	40:59.020								
27	B	1:24.079	21.268	31.789	31.022	109.6	42:23.099								
28	B	1:24.400	21.267	31.792	31.341	109.2	43:47.499								
29	B	1:23.889	21.217	31.613	31.059	109.9	45:11.388								
30	B	1:26.590	21.396	32.690	32.504	106.4	46:37.978								
31	B	1:27.823	22.229	33.412	32.182	104.9	48:05.801								
32	B	1:26.600	21.947	33.115	31.538	106.4	49:32.401								
33	B	1:25.671	21.496	32.523	31.652	107.6	50:58.072								
<b>4 Stéphane SARRAZIN</b>							FRA								
Venturi Formula E Team							Venturi VM200-FE-01								
1	B	2:49.521	1:46.372	32.136	31.013	54.4	2:49.521	19	A	1:29.446	25.955	32.233	31.258	103.0	30:31.682
2	B	1:24.037	21.448	31.764	30.825	109.7	4:13.558	20	A	1:25.373	21.419	31.993	31.961	107.9	31:57.055
3	B	1:24.144	21.747	31.611	30.786	109.5	5:37.702	21	A	1:24.920	21.464	32.286	31.170	108.5	33:21.975
4	B	1:23.784	21.181	31.701	30.902	110.0	7:01.486	22	A	1:24.739	21.717	32.029	30.993	108.8	34:46.714
5	B	1:32.021	22.413	34.773	34.835	100.2	8:33.507	23	A	1:24.277	21.381	32.072	30.824	109.4	36:10.991
6	B	1:48.297	26.591	35.935	45.771	85.1	10:21.804	24	A	1:24.274	21.396	31.992	30.886	109.4	37:35.265
7	B	2:13.196	47.169	51.167	34.860	69.2	12:35.000	25	A	1:25.004	21.659	32.365	30.980	108.4	39:00.269
8	B	1:26.646	22.200	32.755	31.691	106.4	14:01.646	26	A	1:24.525	21.584	32.025	30.916	109.0	40:24.794
9	B	1:27.422	22.313	33.302	31.807	105.4	15:29.068	27	A	1:24.656	21.470	32.203	30.983	108.9	41:49.450
10	B	1:27.731	22.036	32.534	33.161	105.0	16:56.799	28	A	1:25.301	21.639	32.244	31.418	108.0	43:14.751
11	B	1:25.412	21.960	32.393	31.059	107.9	18:22.211	29	A	1:24.605	21.759	32.004	30.842	108.9	44:39.356
12	B	1:25.291	21.839	32.275	31.177	108.1	19:47.502	30	A	1:27.516	21.158	32.054	34.304	105.3	46:06.872
13	B	1:25.929	22.001	32.280	31.648	107.3	21:13.431	31	A	1:25.531	21.446	32.532	31.553	107.8	47:32.403
14	B	1:26.568	22.166	32.865	31.537	106.5	22:39.999	32	A	1:26.489	21.977	32.708	31.804	106.6	48:58.892
15	B	1:27.181	21.995	33.210	31.976	105.7	24:07.180	33	A	1:32.441	22.033	33.114	37.294	99.7	50:31.333
16	B	1:28.117	21.946	34.008	32.163	104.6	25:35.297								
17	A	2:16.252	22.693	32.940	1:20.619	67.6	27:51.549								
18	A	1:29.038	25.313	31.972	31.753	103.5	29:20.587								
19	A	1:25.437	21.789	32.319	31.329	107.9	30:46.024								
20	A	1:25.534	21.713	32.290	31.531	107.7	32:11.558								
21	A	1:24.755	21.536	32.137	31.082	108.7	33:36.313								
22	A	1:25.161	21.583	32.451	31.127	108.2	35:01.474								
23	A	1:24.815	21.486	31.930	31.399	108.7	36:26.289								
24	A	1:25.346	21.426	32.283	31.637	108.0	37:51.635								
25	A	1:24.726	21.400	32.034	31.292	108.8	39:16.361								
26	A	1:25.077	21.351	32.322	31.404	108.3	40:41.438								
27	A	1:25.851	21.720	32.766	31.365	107.3	42:07.289								
28	A	1:26.280	21.626	32.813	31.841	106.8	43:33.569								
29	A	1:26.039	21.730	32.877	31.432	107.1	44:59.608								
30	A	1:27.409	22.045	33.451	31.913	105.4	46:27.017								
31	A	1:27.309	22.264	33.132	31.913	105.6	47:54.326								
32	A	1:28.148	22.542	33.415	32.191	104.6	49:22.474								
33	A	1:27.603	22.247	33.386	31.970	105.2	50:50.077								
<b>2 Sam BIRD</b>							GBR								
DS Virgin Racing Formula E Team							Virgin Racing Engineering DSV-01								
1	B	1:38.423	33.625	32.922	31.876	93.6	1:38.423								
2	B	1:25.303	21.886	32.129	31.288	108.0	3:03.726								
3	B	1:25.049	21.761	31.963	31.325	108.4	4:28.775								
4	B	1:25.260	21.835	32.046	31.379	108.1	5:54.035								
5	B	1:29.948	21.902	32.410	35.636	102.5	7:23.983								
6	B	2:47.771	35.615	1:08.364	1:03.792	54.9	10:11.754								
7	B	2:17.789	46.676	53.757	37.356	66.9	12:29.543								
8	B	1:24.522	21.745	31.844	30.933	109.0	13:54.065								
9	B	1:24.724	21.890	32.202	30.632	108.8	15:18.789								
10	B	1:24.621	21.790	31.940	30.891	108.9	16:43.410								
11	B	1:24.522	21.748	31.675	31.099	109.0	18:07.932								
12	B	1:24.894	21.728	32.224	30.942	108.6	19:32.826								
13	B	1:24.917	21.647	32.108	31.162	108.5	20:57.743								
14	B	1:24.273	21.609	31.932	30.732	109.4	22:22.016								
15	B	1:26.127	21.960	32.721	31.446	107.0	23:48.143								
16	B	1:26.041	21.974	32.416	31.651	107.1	25:14.184								
17	B	1:26.430	22.051	32.697	31.682	106.6	26:40.614								
18	A	2:21.622	22.439	32.610	1:26.573	65.1	29:02.236								
<b>6 Loïc DUVAL</b>							FRA								
Dragon Racing							Venturi VM200-FE-01								
1	A	1:33.082	29.299	32.315	31.468	99.0	1:33.082								
2	A	1:25.816	21.816	32.351	31.649	107.4	2:58.898								
3	A	1:24.622	21.682	31.776	31.164	108.9	4:23.520								



# FIA Formula E Championship

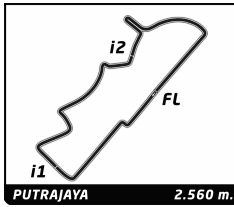
## Round 2 - Putrajaya ePrix

### Race

### Analysis

Official Timekeeper TAGHeuer

Personal Best							Session Best		B Crossing the finish line in pit lane						
Lap	C	Time	Sector 1	Sector 2	Sector 3	Kph	Elapsed	Lap	Time	Sector 1	Sector 2	Sector 3	Kph	Elapsed	
4	A	1:24.965	21.673	31.964	31.328	108.5	5:48.485	29	B	1:24.719	21.534	32.031	31.154	108.8	44:36.215
5	A	1:25.077	21.693	31.968	31.416	108.3	7:13.562	30	B	1:25.951	21.612	32.793	31.546	107.2	46:02.166
6	A	2:45.853	39.721	1:04.286	1:01.846	55.6	9:59.415	31	B	1:25.904	22.043	32.126	31.735	107.3	47:28.070
7	A	2:22.078	46.182	59.679	36.217	64.9	12:21.493	32	B	1:26.812	21.672	32.172	32.968	106.2	48:54.882
8	A	1:26.459	22.099	32.466	31.894	106.6	13:47.952	<b>8</b> <b>Nicolas PROST</b> <span style="float:right">FRA</span>							
9	A	1:24.932	21.653	31.876	31.403	108.5	15:12.884	Renault e.Dams <span style="float:right">Renault Z.E 15</span>							
10	A	1:24.478	21.635	31.851	30.992	109.1	16:37.362	1	A	1:34.165	30.362	32.364	31.439	97.9	1:34.165
11	A	1:24.117	21.375	31.755	30.987	109.6	18:01.479	2	A	1:25.765	22.186	32.110	31.469	107.5	2:59.930
12	A	1:24.376	21.393	31.731	31.252	109.2	19:25.855	3	A	1:25.136	22.247	31.616	31.273	108.3	4:25.066
13	A	<b>1:23.827</b>	21.334	<b>31.538</b>	<b>30.955</b>	109.9	20:49.682	4	A	1:25.102	21.861	32.096	31.145	108.3	5:50.168
14	A	1:24.671	21.397	31.886	31.388	108.8	22:14.353	5	A	1:27.037	21.734	31.925	33.378	105.9	7:17.205
15	A	1:26.508	21.593	32.092	32.823	106.5	23:40.861	6	A	2:45.204	38.184	1:04.472	1:02.548	55.8	10:02.409
16	A	1:24.902	21.513	32.173	31.216	108.5	25:05.763	7	A	2:20.421	45.739	58.600	36.082	65.6	12:22.830
17	B	2:21.083 <b>B</b>	21.752	32.591	1:26.740	65.3	27:26.846	8	A	1:25.975	21.969	32.123	31.883	107.2	13:48.805
18	B	1:29.286	26.083	32.074	31.129	103.2	28:56.132	9	A	1:24.811	22.209	31.834	30.768	108.7	15:13.616
19	B	1:24.308	21.356	31.911	31.041	109.3	30:20.440	10	A	1:24.308	21.380	31.810	31.118	109.3	16:37.924
20	B	1:24.662	21.589	31.927	31.146	108.9	31:45.102	11	A	1:23.946	21.528	31.573	30.845	109.8	18:01.870
21	B	1:24.387	21.507	31.647	31.233	109.2	33:09.489	12	A	1:24.501	21.673	31.732	31.096	109.1	19:26.371
22	B	1:24.591	21.489	31.791	31.311	108.9	34:34.080	13	A	1:24.172	21.699	31.588	30.885	109.5	20:50.543
23	B	1:25.281	21.525	32.056	31.700	108.1	35:59.361	14	A	1:24.487	<b>21.332</b>	31.904	31.251	109.1	22:15.030
24	B	1:27.200	22.312	32.824	32.064	105.7	37:26.561	15	B	2:17.297 <b>B</b>	21.663	32.089	1:23.545	67.1	24:32.327
25	B	1:25.966	21.525	32.790	31.651	107.2	38:52.527	16	B	1:28.314	25.904	31.738	30.672	104.4	26:00.641
26	B	1:25.032	21.430	31.857	31.745	108.4	40:17.559	17	B	<b>1:23.240</b>	21.376	<b>31.270</b>	<b>30.594</b>	110.7	27:23.881
27	B	1:25.251	21.820	32.007	31.424	108.1	41:42.810	18	B	1:24.944	21.844	31.817	31.283	108.5	28:48.825
28	B	1:24.999	21.521	31.877	31.601	108.4	43:07.809	19	B	1:25.468	21.776	32.103	31.589	107.8	30:14.293
29	B	1:26.988	21.782	32.432	32.774	105.9	44:34.797	20	B	1:25.089	21.860	31.972	31.257	108.3	31:39.382
<b>7</b> <b>Jérôme D'AMBROSIO</b> <span style="float:right">BEL</span>															
Dragon Racing <span style="float:right">Venturi VM200-FE-01</span>															
1	A	1:36.682	31.710	33.506	31.466	95.3	1:36.682	21	B	1:25.581	21.754	32.185	31.642	107.7	33:04.963
2	A	1:25.442	21.857	32.176	31.409	107.9	3:02.124	22	B	1:25.469	21.504	32.399	31.566	107.8	34:30.432
3	A	1:25.095	21.695	32.008	31.392	108.3	4:27.219	23	B	1:27.721	22.414	32.773	32.534	105.1	35:58.153
4	A	1:25.562	21.595	32.015	31.952	107.7	5:52.781	24	B	1:27.096	22.643	33.016	31.437	105.8	37:25.249
5	A	1:26.807	21.416	32.209	33.182	106.2	7:19.588	25	B	1:26.595	21.730	33.609	31.256	106.4	38:51.844
6	A	2:48.502	37.823	1:06.633	1:04.046	54.7	10:08.090	26	B	1:26.366	21.504	33.136	31.726	106.7	40:18.210
7	A	2:17.564	46.322	54.680	36.562	67.0	12:25.654	27	B	1:26.601	21.773	32.948	31.880	106.4	41:44.811
8	A	1:25.444	21.858	31.940	31.646	107.9	13:51.098	28	B	1:30.616	23.313	34.110	33.193	101.7	43:15.427
9	A	1:26.096	21.735	32.750	31.611	107.0	15:17.194	29	B	1:27.967	22.542	32.916	32.509	104.8	44:43.394
10	A	1:25.874	22.785	31.785	31.304	107.3	16:43.068	30	B	2:03.676	22.079	1:09.245	32.352	74.5	46:47.070
11	A	1:24.363	21.442	<b>31.673</b>	31.248	109.2	18:07.431	31	B	1:28.254	22.334	33.415	32.505	104.4	48:15.324
12	A	1:24.972	21.433	32.031	31.508	108.5	19:32.403	32	B	1:28.361	22.263	33.611	32.487	104.3	49:43.685
13	A	1:24.218	<b>21.267</b>	31.736	31.215	109.4	20:56.621	33	B	1:27.459	21.839	33.042	32.578	105.4	51:11.144
14	A	1:24.431	21.470	31.704	31.257	109.2	22:21.052	<b>9</b> <b>Sébastien BUEMI</b> <span style="float:right">CHE</span>							
15	A	1:25.008	21.456	32.079	31.473	108.4	23:46.060	Renault e.Dams <span style="float:right">Renault Z.E 15</span>							
16	A	1:26.115	21.732	32.863	31.520	107.0	25:12.175	1	B	1:32.189	28.496	32.077	31.616	100.0	1:32.189
17	A	1:26.757	22.560	32.397	31.800	106.2	26:38.932	2	B	1:25.287	22.004	32.086	31.197	108.1	2:57.476
18	B	2:17.243 <b>B</b>	22.159	32.611	1:22.473	67.2	28:56.175	3	B	1:24.494	21.605	31.636	31.253	109.1	4:21.970
19	B	1:30.345	26.998	32.072	31.275	102.0	30:26.520	4	B	1:24.575	21.530	31.906	31.139	109.0	5:46.545
20	B	1:25.215	21.692	32.222	31.301	108.1	31:51.735	5	B	1:24.649	21.681	31.531	31.437	108.9	7:11.194
21	B	1:25.316	21.750	32.404	31.162	108.0	33:17.051	6	B	2:45.886	40.716	1:04.106	1:01.064	55.6	9:57.080
22	B	<b>1:24.060</b>	21.340	31.870	<b>30.850</b>	109.6	34:41.111	7	B	2:23.711	46.003	1:01.108	36.600	64.1	12:20.791
23	B	1:24.246	21.360	31.852	31.034	109.4	36:05.357	8	B	1:25.065	21.908	31.639	31.518	108.3	13:45.856
24	B	1:24.875	21.568	32.131	31.176	108.6	37:30.232	9	B	1:24.527	21.602	31.724	31.201	109.0	15:10.383
25	B	1:25.000	21.519	32.042	31.439	108.4	38:55.232	10	B	1:24.421	21.529	31.663	31.229	109.2	16:34.804
26	B	1:25.071	21.591	32.389	31.091	108.3	40:20.303	11	B	1:25.017	21.620	31.789	31.608	108.4	17:59.821
27	B	1:24.964	21.545	31.864	31.555	108.5	41:45.267	12	B	1:24.164	21.597	31.542	31.025	109.5	19:23.985
28	B	1:26.229	22.331	32.355	31.543	106.9	43:11.496	13	B	1:24.175	21.487	31.549	31.139	109.5	20:48.160
								14	B	1:23.983	21.523	31.439	31.021	109.7	22:12.143



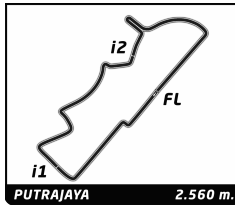
# FIA Formula E Championship

## Round 2 - Putrajaya ePrix

### Race Analysis

Official Timekeeper TAGHeuer

Lap	C	Time	Sector 1	Sector 2	Sector 3	Kph	Elapsed	Lap	Time	Sector 1	Sector 2	Sector 3	Kph	Elapsed
<b>11 Lucas DI GRASSI</b> BRA														
ABT Schaeffler Audi Sport								ABT Schaeffler FE01						
1	A	1:34.802	30.914	32.409	31.479	97.2	1:34.802							
2	A	1:25.713	21.866	32.242	31.605	107.5	3:00.515							
3	A	1:24.935	21.942	31.790	31.203	108.5	4:25.450							
4	A	1:25.446	21.742	32.177	31.527	107.9	5:50.896							
5	A	1:26.641	21.404	32.224	33.013	106.4	7:17.537							
6	A	2:46.880	38.155	1:05.887	1:02.838	55.2	10:04.417							
7	A	2:18.900	45.651	57.647	35.602	66.3	12:23.317							
8	A	1:26.088	21.814	32.242	32.032	107.1	13:49.405							
9	A	1:25.885	22.246	32.719	30.920	107.3	15:15.290							
10	A	1:24.218	21.325	31.800	31.093	109.4	16:39.508							
11	A	1:24.178	21.220	31.946	31.012	109.5	18:03.686							
12	A	1:25.425	21.384	32.079	31.962	107.9	19:29.111							
13	A	1:23.886	21.393	<b>31.678</b>	<b>30.815</b>	109.9	20:52.997							
14	A	1:23.963	21.210	31.830	30.923	109.8	22:16.960							
15	A	1:26.369	21.352	32.146	32.871	106.7	23:43.329							
16	A	1:26.062	21.671	32.438	31.953	107.1	25:09.391							
17	B	2:16.841	22.128	32.585	1:22.128	67.3	27:26.232							
18	B	1:27.989	25.453	31.710	30.826	104.7	28:54.221							
19	B	1:24.563	21.554	31.906	31.103	109.0	30:18.784							
20	B	1:24.147	21.244	31.825	31.078	109.5	31:42.931							
21	B	<b>1:23.877</b>	<b>21.123</b>	31.707	31.047	109.9	33:06.808							
22	B	1:24.846	21.490	31.972	31.384	108.6	34:31.654							
23	B	1:26.597	22.006	32.523	32.068	106.4	35:58.251							
24	B	1:25.895	21.919	32.317	31.659	107.3	37:24.146							
25	B	1:25.416	21.646	32.379	31.391	107.9	38:49.562							
26	B	1:25.362	21.650	32.153	31.559	108.0	40:14.924							
27	B	1:25.517	21.810	32.347	31.360	107.8	41:40.441							
28	B	1:25.581	21.583	32.246	31.752	107.7	43:06.022							
29	B	1:25.454	21.516	32.339	31.599	107.8	44:31.476							
30	B	1:25.389	21.538	32.530	31.321	107.9	45:56.865							
31	B	1:26.641	21.724	32.491	32.426	106.4	47:23.506							
32	B	1:26.370	21.965	32.550	31.855	106.7	48:49.876							
33	B	1:27.573	22.217	32.916	32.440	105.2	50:17.449							
<b>12 Jacques VILLENEUVE</b> CAN														
Venturi Formula E Team								Venturi VM200-FE-01						
1	B	1:40.097	33.662	33.763	32.672	92.1	1:40.097							
2	B	1:25.856	21.651	32.678	31.527	107.3	3:05.953							
3	B	<b>1:24.753</b>	<b>21.277</b>	32.063	31.413	108.7	4:30.706							
4	B	1:25.348	21.680	32.161	31.507	108.0	5:56.054							
5	B	1:29.220	22.060	32.120	35.040	103.3	7:25.274							
6	B	2:47.845	36.088	1:08.507	1:03.250	54.9	10:13.119							
7	B	2:18.126	46.834	53.137	38.155	66.7	12:31.245							
8	B	1:25.808	22.049	32.429	<b>31.330</b>	107.4	13:57.053							
9	B	1:25.489	21.765	32.236	31.488	107.8	15:22.542							
10	B	1:25.179	21.765	<b>31.810</b>	31.604	108.2	16:47.721							
11	B	1:26.653	21.732	32.647	32.274	106.4	18:14.374							
12	B	1:25.975	21.619	32.094	32.262	107.2	19:40.349							
13	B	1:28.441	22.801	32.764	32.876	104.2	21:08.790							
14	B	1:26.681	22.942	32.328	31.411	106.3	22:35.471							
15	B	1:25.390	21.509	32.321	31.560	107.9	24:00.861							
16	B	1:25.059	21.518	32.198	31.343	108.3	25:25.920							
17	A	2:37.673	21.463	32.125	1:44.085	58.5	28:03.593							
18	A	1:32.456	26.498	33.181	32.777	99.7	29:36.049							
19	A	1:27.363	21.875	32.956	32.532	105.5	31:03.412							
20	A	1:25.828	21.862	32.303	31.663	107.4	32:29.240							
21	A	1:26.220	21.538	32.666	32.016	106.9	33:55.460							
22	A	1:25.154	21.570	32.069	31.515	108.2	35:20.614							
23	A	1:25.097	21.378	31.893	31.826	108.3	36:45.711							
24	A	1:25.057	21.381	32.148	31.528	108.4	38:10.768							
25	A	1:25.294	21.597	32.315	31.382	108.0	39:36.062							
26	A	1:25.396	21.504	32.400	31.492	107.9	41:01.458							
27	A	1:26.719	22.128	32.663	31.928	106.3	42:28.177							
28	A	1:27.961	22.456	32.570	32.935	104.8	43:56.138							
29	A	1:28.816	22.835	32.929	33.052	103.8	45:24.954							
30	A	1:29.578	22.906	33.364	33.308	102.9	46:54.532							
31	A	1:29.578	22.914	34.426	32.238	102.9	48:24.110							
32	A	1:25.766	21.776	32.306	31.684	107.5	49:49.876							
33	A	1:26.271	21.813	32.829	31.629	106.8	51:16.147							
<b>21 Bruno SENNA</b> BRA														
Mahindra Racing Formula E Team								Mahindra M2ELECTRO						
1	B	1:37.402	32.095	33.616	31.691	94.6	1:37.402							
2	B	1:25.402	21.871	32.107	31.424	107.9	3:02.804							
3	B	1:25.098	21.540	32.250	31.308	108.3	4:27.902							
4	B	1:25.292	21.774	31.843	31.675	108.1	5:53.194							
5	B	1:29.707	22.579	32.196	34.932	102.7	7:22.901							
6	B	2:47.879	35.991	1:07.988	1:03.900	54.9	10:10.780							
7	B	2:41.613	46.570	54.456	1:00.587	57.0	12:52.393							
8	B	1:25.182	21.523	32.111	31.548	108.2	14:17.575							
9	B	1:25.508	21.912	32.393	31.203	107.8	15:43.083							
10	B	1:25.584	21.973	32.118	31.493	107.7	17:08.667							
11	B	1:26.026	22.040	32.385	31.601	107.1	18:34.693							
12	B	1:25.018	21.650	32.012	31.356	108.4	19:59.711							
13	B	1:25.361	21.817	32.097	31.447	108.0	21:25.072							
14	B	1:25.263	21.668	32.140	31.455	108.1	22:50.335							
15	B	1:29.626	21.861	34.679	33.086	102.8	24:19.961							
16	B	1:25.524	22.025	32.057	31.442	107.8	25:45.485							
17	B	1:25.800	21.880	32.392	31.528	107.4	27:11.285							
18	A	2:17.000	21.726	31.953	1:23.321	67.3	29:28.285							



# FIA Formula E Championship

## Round 2 - Putrajaya ePrix

### Race

### Analysis

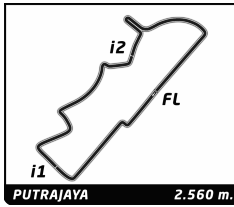
Official Timekeeper TAGHeuer

Lap	C	Time	Sector 1	Sector 2	Sector 3	Kph	Elapsed	Lap	Time	Sector 1	Sector 2	Sector 3	Kph	Elapsed	
19	A	1:30.730	26.112	32.710	31.908	101.6	30:59.015	4	A	1:25.481	21.461	32.225	31.795	107.8	5:52.071
20	A	1:25.525	21.930	32.105	31.490	107.8	32:24.540	5	A	1:26.836	21.508	32.352	32.976	106.1	7:18.907
21	A	1:25.019	21.800	31.961	31.258	108.4	33:49.559	6	A	2:48.239	37.337	1:06.895	1:04.007	54.8	10:07.146
22	A	1:24.552	21.597	31.861	31.094	109.0	35:14.111	7	A	2:17.208	46.753	54.493	35.962	67.2	12:24.354
23	A	1:24.685	21.673	31.818	31.194	108.8	36:38.796	8	A	1:25.996	21.539	32.544	31.913	107.2	13:50.350
24	A	1:24.713	21.573	31.987	31.153	108.8	38:03.509	9	A	1:26.108	21.892	32.818	31.398	107.0	15:16.458
25	A	1:24.912	21.869	<b>31.754</b>	31.289	108.5	39:28.421	10	A	1:24.805	21.610	31.955	31.240	108.7	16:41.263
26	A	1:25.168	21.314	32.170	31.684	108.2	40:53.589	11	A	1:24.699	21.625	31.878	31.196	108.8	18:05.962
27	A	1:25.432	22.466	31.866	31.100	107.9	42:19.021	12	A	1:24.522	21.803	31.657	31.062	109.0	19:30.484
28	A	1:24.327	21.387	31.970	<b>30.970</b>	109.3	43:43.348	13	A	1:24.263	21.540	31.860	<b>30.863</b>	109.4	20:54.747
29	A	<b>1:24.311</b>	<b>21.276</b>	31.863	31.172	109.3	45:07.659	14	A	1:24.552	21.590	31.964	30.998	109.0	22:19.299
30	A	1:26.640	23.075	32.346	31.219	106.4	46:34.299	15	A	1:24.909	21.529	31.977	31.403	108.5	23:44.208
31	A	1:24.893	21.355	32.473	31.065	108.6	47:59.192	16	A	1:26.161	21.927	32.389	31.845	107.0	25:10.369
32	A	1:25.468	21.529	32.506	31.433	107.8	49:24.660	17	A	1:25.694	21.741	32.461	31.492	107.5	26:36.063
33	A	1:27.193	22.054	33.631	31.508	105.7	50:51.853	18	B	2:22.304 <b>B</b>	21.736	32.322	1:28.246	64.8	28:58.367
								19	B	1:28.995	26.188	31.642	31.165	103.6	30:27.362
								20	B	1:25.113	21.456	32.182	31.475	108.3	31:52.475
								21	B	1:25.193	21.626	32.131	31.436	108.2	33:17.668
								22	B	1:24.456	21.418	31.656	31.382	109.1	34:42.124
								23	B	1:25.752	21.558	32.933	31.261	107.5	36:07.876
								24	B	1:24.388	21.359	31.646	31.383	109.2	37:32.264
								25	B	<b>1:24.183</b>	21.439	<b>31.523</b>	31.221	109.5	38:56.447
								26	B	1:25.081	22.183	31.858	31.040	108.3	40:21.528
								27	B	1:24.992	21.374	32.035	31.583	108.4	41:46.520
								28	B	1:26.435	22.067	32.855	31.513	106.6	43:12.955
								29	B	1:24.676	21.406	31.916	31.354	108.8	44:37.631
								30	B	1:30.704	<b>21.291</b>	33.199	36.214	101.6	46:08.335
								31	B	1:32.634	23.708	34.380	34.546	99.5	47:40.969
								32	B	1:32.766	23.603	34.908	34.255	99.3	49:13.735
								33	B	1:33.490	23.310	35.025	35.155	98.6	50:47.225

<b>23</b>	<b>Nick HEIDFELD</b>	DEU					
Mahindra Racing Formula E Team		Mahindra M2ELECTRO					
1	A	1:43.703	37.687	33.746	32.270	88.9	1:43.703
2	A	1:25.277	21.900	32.521	<b>30.856</b>	108.1	3:08.980
3	A	1:25.906	22.408	32.310	31.188	107.3	4:34.886
4	A	1:24.988	21.672	32.027	31.289	108.4	5:59.874
5	A	1:31.743	21.777	32.324	37.642	100.5	7:31.617
6	A	2:46.973	35.030	1:13.696	58.247	55.2	10:18.590
7	A	2:15.060	47.899	51.033	36.128	68.2	12:33.650
8	A	1:26.432	22.237	32.765	31.430	106.6	14:00.082
9	A	1:27.003	23.074	32.395	31.534	105.9	15:27.085
10	A	1:25.210	21.699	32.063	31.448	108.2	16:52.295
11	A	1:26.190	21.993	32.388	31.809	106.9	18:18.485
12	A	1:25.701	21.613	32.572	31.516	107.5	19:44.186
13	A	1:26.415	21.866	32.580	31.969	106.6	21:10.601
14	A	1:25.939	22.001	32.487	31.451	107.2	22:36.540
15	A	1:25.447	21.447	32.275	31.725	107.9	24:01.987
16	A	1:24.974	21.490	32.130	31.354	108.5	25:26.961
17	A	1:25.072	21.558	32.177	31.337	108.3	26:52.033
18	B	2:09.041 <b>B</b>	21.396	31.633	1:16.012	71.4	29:01.074
19	B	1:30.101	25.877	32.321	31.903	102.3	30:31.175
20	B	1:26.192	21.449	32.091	32.652	106.9	31:57.367
21	B	1:25.885	21.848	32.412	31.625	107.3	33:23.252
22	B	1:24.946	21.608	32.135	31.203	108.5	34:48.198
23	B	1:24.972	21.294	32.338	31.340	108.5	36:13.170
24	B	1:40.083 <b>B</b>	22.019	32.613	45.451	92.1	37:53.253
25	B	1:31.026	27.542	31.936	31.548	101.2	39:24.279
26	B	1:25.306	21.463	32.179	31.664	108.0	40:49.585
27	B	<b>1:23.366</b>	<b>20.890</b>	<b>31.491</b>	30.985	110.5	42:12.951
28	B	1:25.262	21.560	31.856	31.846	108.1	43:38.213
29	B	1:26.058	21.762	32.504	31.792	107.1	45:04.271
30	B	1:27.520	21.966	32.852	32.702	105.3	46:31.791
31	B	1:27.085	21.771	33.156	32.158	105.8	47:58.876
32	B	1:31.906	22.861	35.032	34.013	100.3	49:30.782
33	B	1:39.571	24.130	37.727	37.714	92.6	51:10.353

<b>27</b>	<b>Robin FRIJNS</b>	NED					
Andretti Formula E Race Team		SRT01-e					
1	A	1:35.833	31.784	32.754	31.295	96.2	1:35.833
2	A	1:25.594	21.971	32.299	31.324	107.7	3:01.427
3	A	1:25.163	21.778	32.037	31.348	108.2	4:26.590

<b>28</b>	<b>Simona DE SILVESTRO</b>	CHE					
Andretti Formula E Race Team		SRT01-e					
1	A	1:42.946	36.106	34.575	32.265	89.5	1:42.946
2	A	<b>1:25.872</b>	22.077	32.247	<b>31.548</b>	107.3	3:08.818
3	A	1:26.993	22.788	32.537	31.668	105.9	4:35.811
4	A	1:26.005	21.874	32.251	31.880	107.2	6:01.816
5	A	1:31.325	21.768	<b>31.773</b>	37.784	100.9	7:33.141
6	A	2:46.886	35.341	1:14.277	57.268	55.2	10:20.027
7	A	2:14.761	48.042	51.726	34.993	68.4	12:34.788
8	A	1:26.568	21.973	32.854	31.741	106.5	14:01.356
9	A	1:27.224	22.157	32.963	32.104	105.7	15:28.580
10	A	1:26.648	21.999	32.359	32.290	106.4	16:55.228
11	A	1:26.582	<b>21.558</b>	32.601	32.423	106.4	18:21.810
12	A	1:27.559	22.586	32.832	32.141	105.3	19:49.369
13	A	1:26.437	21.734	32.163	32.540	106.6	21:15.806
14	A	1:27.213	21.889	32.753	32.571	105.7	22:43.019
15	A	1:27.161	22.092	32.613	32.456	105.7	24:10.180
16	A	1:27.997	22.520	33.012	32.465	104.7	25:38.177
17	B	2:24.560 <b>B</b>	23.941	34.406	1:26.213	63.8	28:02.737
18	B	1:32.172	26.599	33.121	32.452	100.0	29:34.909
19	B	1:28.910	22.061	33.283	33.566	103.7	31:03.819
20	B	1:28.941	22.866	33.446	32.629	103.6	32:32.760
21	B	1:28.926	22.310	33.571	33.045	103.6	34:01.686
22	B	1:28.670	22.411	33.135	33.124	103.9	35:30.356
23	B	1:29.143	22.209	33.371	33.563	103.4	36:59.499
24	B	1:28.552	22.180	33.061	33.311	104.1	38:28.051



# FIA Formula E Championship

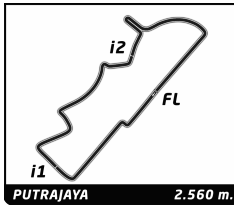
## Round 2 - Putrajaya ePrix

### Race

### Analysis

Official Timekeeper TAGHeuer

								<span style="color: green;">■</span> Personal Best <span style="color: purple;">■</span> Session Best <span style="color: blue;">■</span> Crossing the finish line in pit lane							
Lap	C	Time	Sector 1	Sector 2	Sector 3	Kph	Elapsed	Lap	Time	Sector 1	Sector 2	Sector 3	Kph	Elapsed	
25	B	1:28.922	22.498	33.184	33.240	103.6	39:56.973	10	B	1:24.971	21.996	31.838	31.137	108.5	16:42.376
26	B	1:28.734	22.088	33.521	33.125	103.9	41:25.707	11	B	1:24.469	21.337	31.860	31.272	109.1	18:06.845
27	B	1:28.303	22.277	33.104	32.922	104.4	42:54.010	12	B	1:24.689	21.564	31.988	31.137	108.8	19:31.534
28	B	1:27.052	21.931	32.828	32.293	105.9	44:21.062	13	B	1:24.558	21.321	32.049	31.188	109.0	20:56.092
29	B	1:27.628	22.268	32.756	32.604	105.2	45:48.690	14	B	1:24.178	21.260	31.669	31.249	109.5	22:20.270
30	B	1:28.251	22.015	33.044	33.192	104.4	47:16.941	15	B	1:25.170	21.633	32.007	31.530	108.2	23:45.440
31	B	1:28.505	22.109	33.310	33.086	104.1	48:45.446	16	A	2:37.997 <span style="color: blue;">B</span>	21.971	32.591	1:43.435	58.3	26:23.437
32	B	1:27.874	22.343	32.878	32.653	104.9	50:13.320	17	A	1:30.364	27.426	32.042	30.896	102.0	27:53.801
33	B	1:28.593	22.150	33.391	33.052	104.0	51:41.913	18	A	1:24.767	21.568	31.758	31.441	108.7	29:18.568
								19	A	1:24.736	21.350	32.046	31.340	108.8	30:43.304
								20	A	1:24.710	21.373	31.961	31.376	108.8	32:08.014
								21	A	1:26.037	21.573	32.964	31.500	107.1	33:34.051
								22	A	1:24.820	21.225	32.107	31.488	108.7	34:58.871
								23	A	1:24.632	21.438	31.900	31.294	108.9	36:23.503
								24	A	1:25.683	21.266	32.969	31.448	107.6	37:49.186
								25	A	1:25.584	21.554	32.478	31.552	107.7	39:14.770
								26	A	1:26.078	21.755	32.635	31.688	107.1	40:40.848
								27	A	1:25.915	21.811	32.632	31.472	107.3	42:06.763
								28	A	1:26.414	21.662	32.892	31.860	106.6	43:33.177
								29	A	1:27.758	22.688	33.084	31.986	105.0	45:00.935
								30	A	1:27.183	22.014	33.098	32.071	105.7	46:28.118
								31	A	1:28.696	22.207	33.600	32.889	103.9	47:56.814
								32	A	1:26.984	22.022	32.755	32.207	106.0	49:23.798
								33	A	1:30.934	22.522	35.229	33.183	101.3	50:54.732
								<b>55 Antonio Felix DA COSTA</b> <span style="float: right;">PRT</span>							
								Team Aguri <span style="float: right;">SRT01-e</span>							
1	B	1:33.958	29.727	32.594	31.637	98.1	1:33.958	1	B	1:40.402	34.258	33.767	32.377	91.8	1:40.402
2	B	1:25.672	22.026	32.019	31.627	107.6	2:59.630	2	B	1:25.984	22.438	32.257	31.289	107.2	3:06.386
3	B	1:25.191	22.079	31.652	31.460	108.2	4:24.821	3	B	1:24.981	21.757	31.900	31.324	108.4	4:31.367
4	B	1:25.062	21.794	32.107	31.161	108.3	5:49.883	4	B	1:26.094	22.168	32.175	31.751	107.0	5:57.461
5	B	1:25.505	21.599	31.875	32.031	107.8	7:15.388	5	B	1:31.028	22.152	32.342	36.534	101.2	7:28.489
6	B	2:45.519	39.147	1:04.061	1:02.311	55.7	10:00.907	6	B	2:45.616	34.541	1:12.219	58.856	55.6	10:14.105
7	B	2:20.976	45.990	59.301	35.685	65.4	12:21.883	7	B	2:17.793	47.768	52.676	37.349	66.9	12:31.898
8	B	1:26.599	22.154	32.491	31.954	106.4	13:48.482	8	B	1:26.121	22.147	32.448	31.526	107.0	13:58.019
9	B	1:26.253	22.442	32.914	30.897	106.8	15:14.735	9	B	1:25.847	21.792	32.390	31.665	107.4	15:23.866
10	B	1:24.045	21.377	31.581	31.087	109.7	16:38.780	10	B	1:25.348	21.605	32.141	31.602	108.0	16:49.214
11	B	1:24.277	21.686	31.577	31.014	109.4	18:03.057	11	B	1:26.655	21.946	32.727	31.982	106.4	18:15.869
12	B	1:24.606	21.604	31.930	31.072	108.9	19:27.663	12	B	1:27.399	21.910	33.331	32.158	105.4	19:43.268
13	B	1:24.066	21.543	31.582	30.941	109.6	20:51.729	13	B	1:27.950	21.998	33.052	32.900	104.8	21:11.218
14	B	1:24.259	21.557	31.638	31.064	109.4	22:15.988	14	B	1:28.188	22.693	33.189	32.306	104.5	22:39.406
15	B	1:26.328	21.676	31.942	32.710	106.8	23:42.316	15	B	1:26.818	21.808	32.953	32.057	106.2	24:06.224
16	B	1:25.642	21.711	32.526	31.405	107.6	25:07.958	16	A	2:23.612 <span style="color: blue;">B</span>	21.772	33.207	1:28.633	64.2	26:29.836
17	A	2:16.966 <span style="color: blue;">B</span>	21.693	31.784	1:23.489	67.3	27:24.924	17	A	1:32.997	26.086	33.773	33.138	99.1	28:02.833
18	A	1:28.837	25.447	32.016	31.374	103.7	28:53.761	18	A	1:28.430	22.990	33.215	32.225	104.2	29:31.263
19	A	1:26.015	21.683	32.810	31.522	107.1	30:19.776	19	A	1:27.826	22.732	32.916	32.178	104.9	30:59.089
20	A	1:24.694	21.678	31.714	31.302	108.8	31:44.470	20	A	1:28.839	22.974	33.512	32.353	103.7	32:27.928
21	A	1:24.230	21.378	31.645	31.207	109.4	33:08.700	21	A	1:30.248	22.529	35.200	32.519	102.1	33:58.176
22	A	1:24.432	21.499	31.747	31.186	109.2	34:33.132	22	A	1:28.180	22.364	33.117	32.699	104.5	35:26.356
23	A	1:25.539	21.612	32.027	31.900	107.7	35:58.671	23	A	1:27.485	22.184	33.228	32.073	105.3	36:53.841
24	A	1:27.135	22.677	32.721	31.737	105.8	37:25.806	24	A	1:29.122	22.362	33.830	32.930	103.4	38:22.963
25	A	1:25.408	21.729	32.342	31.337	107.9	38:51.214	25	A	1:29.525	22.359	34.165	33.001	102.9	39:52.488
26	A	2:01.866	38.148	52.217	31.501	75.6	40:53.080	26	A	1:30.395	22.712	34.718	32.965	102.0	41:22.883
27	A	1:24.970	21.766	31.790	31.414	108.5	42:18.050	27	A	1:29.698	22.667	33.964	33.067	102.7	42:52.581
28	A	1:24.678	21.395	31.856	31.427	108.8	43:42.728	28	A	1:28.238	22.418	33.163	32.657	104.4	44:20.819
29	A	1:24.702	21.430	31.843	31.429	108.8	45:07.430	29	A	1:30.796	23.412	34.104	33.280	101.5	45:51.615
30	A	1:27.989	23.406	33.030	31.553	104.7	46:35.419	30	A	1:31.467	22.879	34.492	34.096	100.8	47:23.082
31	A	1:24.454	21.512	31.777	31.165	109.1	47:59.873								
32	A	1:25.599	22.360	32.243	30.996	107.7	49:25.472								
33	A	1:28.902	21.955	34.314	32.633	103.7	50:54.374								
								<b>66 Daniel ABT</b> <span style="float: right;">DEU</span>							
								ABT Schaeffler Audi Sport <span style="float: right;">ABT Schaeffler FE01</span>							
1	B	1:38.051	32.916	33.350	31.785	94.0	1:38.051								
2	B	1:25.335	21.914	32.047	31.374	108.0	3:03.386								
3	B	1:24.885	21.524	32.063	31.298	108.6	4:28.271								
4	B	1:25.222	21.809	32.023	31.390	108.1	5:53.493								
5	B	1:26.683	21.765	31.936	32.982	106.3	7:20.176								
6	B	2:49.369	38.107	1:07.462	1:03.800	54.4	10:09.545								
7	B	2:16.897	46.022	54.597	36.278	67.3	12:26.442								
8	B	1:25.206	21.747	31.856	31.603	108.2	13:51.648								
9	B	1:25.757	21.814	32.576	31.367	107.5	15:17.405								



# FIA Formula E Championship

## Round 2 - Putrajaya ePrix

### Race

### Analysis

Official Timekeeper 

■ Personal Best   
 ■ Session Best   
 ■ B Crossing the finish line in pit lane

Lap	C	Time	Sector 1	Sector 2	Sector 3	Kph	Elapsed	Lap	Time	Sector 1	Sector 2	Sector 3	Kph	Elapsed
31	A	1:33.347	23.854	34.057	35.436	98.7	48:56.429							
32	A	1:35.317	22.710	34.305	38.302	96.7	50:31.746							

88	<b>Oliver TURVEY</b>				GBR		
	NEXTEV TCR Formula E Team				NEXTEV TCR FormulaE 001		
1	B	1:45.041	35.871	34.128	35.042	87.7	1:45.041
2	B	1:27.464	22.009	32.526	32.929	105.4	3:12.505
3	B	1:25.862	21.734	32.730	31.398	107.3	4:38.367
4	B	1:26.236	21.799	32.667	31.770	106.9	6:04.603