

FIA Formula E Championship

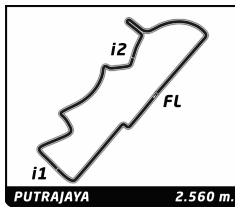
Round 2 - Putrajaya ePrix

Non Qualifying Practice

Analysis

Official Timekeeper

Lap	C	Time	Sector 1	Sector 2	Sector 3	Kph	Elapsed	Lap	Time	Sector 1	Sector 2	Sector 3	Kph	Elapsed	
1 Nelson PIQUET JR BRA NEXTEV TCR Formula E Team NEXTEV TCR FormulaE 001								27	A	1:23.443	20.839	30.825	31.779	110.4	1:14:41.830
								28	A	1:44.187	28.154	37.513	38.520	88.5	1:16:26.017
2 Sam BIRD GBR DS Virgin Racing Formula E Team Virgin Racing Engineering DSV-01								4 Stéphane SARRAZIN FRA Venturi Formula E Team Venturi VM200-FE-01							
1	A	2:09.573	1:02.108	33.529	33.936	71.1	2:09.573	1	B	2:13.757	55.009	44.066	34.682	68.9	2:13.757
2	A	1:25.277	22.424	31.730	31.123	108.1	3:34.850	2	B	1:30.774	26.111	31.935	32.728	101.5	3:44.531
3	A	1:23.904	21.769	31.706	30.429	109.8	4:58.754	3	B	1:30.764	21.980	31.276	37.508	101.5	5:15.295
4	A	8:12.807 B	29.939	1:03.310	6:39.558	18.7	13:11.561	4	A	8:11.376 B	52.844	1:03.439	6:15.093	18.8	13:26.671
5	A	1:38.478	33.698	33.911	30.869	93.6	14:50.039	5	A	1:37.868	27.788	32.731	37.349	94.2	15:04.539
6	A	1:24.332	21.772	31.653	30.907	109.3	16:14.371	6	A	1:23.431	21.464	31.226	30.741	110.5	16:27.970
7	A	1:23.383	21.383	31.228	30.772	110.5	17:37.754	7	A	1:23.384	21.332	30.819	31.233	110.5	17:51.354
8	A	1:25.734	21.558	33.355	30.821	107.5	19:03.488	8	A	1:22.184	21.162	30.810	30.212	112.1	19:13.538
9	A	1:22.950	21.127	31.375	30.448	111.1	20:26.438	9	B	16:13.318 B	21.092	31.651	...	9.5	35:26.856
10	B	14:44.419 B	42.949	1:02.383	...	10.4	35:10.857	10	B	1:35.333	28.730	33.626	32.977	96.7	37:02.189
11	B	1:45.503	34.098	33.455	37.950	87.4	36:56.360	11	B	1:23.242	21.523	31.195	30.524	110.7	38:25.431
12	B	1:28.464	24.640	31.242	32.582	104.2	38:24.824	12	B	1:23.026	21.306	31.245	30.475	111.0	39:48.457
13	B	13:31.271 B	20.490	30.646	...	11.4	51:56.095	13	A	7:44.104 B	21.732	1:01.867	6:20.505	19.9	47:32.561
14	B	1:30.951	27.116	31.517	32.318	101.3	53:27.046	14	A	1:35.458	27.261	32.480	35.717	96.5	49:08.019
15	A	8:01.270 B	21.576	42.928	6:56.766	19.1	1:01:28.316	15	A	1:21.761	21.508	30.532	29.721	112.7	50:29.780
16	A	1:31.979	27.791	33.053	31.135	100.2	1:03:00.295	16	A	1:25.960	22.809	32.299	30.852	107.2	51:55.740
17	A	1:22.671	21.276	31.196	30.199	111.5	1:04:22.966	17	A	1:21.825	21.038	30.638	30.149	112.6	53:17.565
18	A	1:22.592	21.005	30.987	30.600	111.6	1:05:45.558	18	A	1:23.442	21.322	31.501	30.619	110.4	54:41.007
19	A	1:24.696	21.283	32.163	31.250	108.8	1:07:10.254	19	A	1:23.809	21.482	31.678	30.649	110.0	56:04.816
20	A	1:25.237	21.511	32.275	31.451	108.1	1:08:35.491	20	A	1:23.735	21.343	31.663	30.729	110.1	57:28.551
21	A	1:25.408	21.822	32.209	31.377	107.9	1:10:00.899	21	B	7:29.323 B	21.479	31.638	6:36.206	20.5	1:04:57.874
22	A	1:26.253	21.747	32.428	32.078	106.8	1:11:27.152	22	B	1:37.837	29.345	35.874	32.618	94.2	1:06:35.711
23	A	1:52.996	44.765	36.116	32.115	81.6	1:13:20.148	23	B	1:21.251	20.529	30.689	30.033	113.4	1:07:56.962
24	A	1:25.327	21.753	31.958	31.616	108.0	1:14:45.475	24	B	1:25.901	22.733	32.384	30.784	107.3	1:09:22.863
25	A	1:25.120	21.638	32.209	31.273	108.3	1:16:10.595	25	B	1:23.240	21.125	31.608	30.507	110.7	1:10:46.103
2 Sam BIRD GBR DS Virgin Racing Formula E Team Virgin Racing Engineering DSV-01								6 Loïc DUVAL FRA Dragon Racing Venturi VM200-FE-01							
1	A	1:56.244	44.631	37.892	33.721	79.3	1:56.244	1	A	1:42.130	34.645	34.574	32.911	90.2	1:42.130
2	A	1:27.032	23.262	32.591	31.179	105.9	3:23.276	2	A	1:24.549	21.841	31.671	31.037	109.0	3:06.679
3	A	1:23.548	21.534	31.254	30.760	110.3	4:46.824	3	A	1:24.725	22.618	31.239	30.868	108.8	4:31.404
4	A	8:25.938 B	24.894	1:03.243	6:57.801	18.2	13:12.762	4	A	8:34.545 B	21.734	50.016	7:22.795	17.9	13:05.949
5	A	1:42.605	34.278	35.021	33.306	89.8	14:55.367	5	A	1:33.429	31.091	31.501	30.837	98.6	14:39.378
6	A	1:22.901	21.265	31.225	30.411	111.2	16:18.268	6	A	1:23.250	21.505	31.061	30.684	110.7	16:02.628
7	A	1:34.118	22.464	32.344	39.310	97.9	17:52.386	7	A	1:22.633	21.171	30.913	30.549	111.5	17:25.261
8	A	1:22.652	20.872	31.186	30.594	111.5	19:15.038	8	A	1:22.702	21.305	30.938	30.459	111.4	18:47.963
9	A	15:57.406 B	22.780	31.817	...	9.6	35:12.444	9	A	1:22.968	21.164	31.199	30.605	111.1	20:10.931
10	A	1:46.446	33.058	36.599	36.789	86.6	36:58.890	10	B	14:54.364 B	23.741	1:02.010	...	10.3	35:05.295
11	A	1:22.152	20.991	30.788	30.373	112.2	38:21.042	11	B	1:38.636	31.213	32.700	34.723	93.4	36:43.931
12	B	7:15.968 B	21.664	31.868	6:22.436	21.1	45:37.010	12	B	2:14.803	21.078	41.047	1:12.678	68.4	38:58.734
13	B	1:48.872	34.238	41.974	32.660	84.6	47:25.882	13	B	1:38.248	21.025	31.865	45.358	93.8	40:36.982
14	B	1:32.015	24.264	32.523	35.228	100.2	48:57.897	14	A	12:06.522 B	50.982	1:01.986	...	12.7	52:43.504
15	B	1:26.271	22.274	30.805	33.192	106.8	50:24.168	15	A	1:32.502	29.644	31.776	31.082	99.6	54:16.006
16	B	1:40.494	25.791	42.901	31.802	91.7	52:04.662	16	A	1:22.839	21.389	30.758	30.692	111.3	55:38.845
17	B	1:20.541	20.571	30.291	29.679	114.4	53:25.203	17	A	1:23.506	21.779	31.061	30.666	110.4	57:02.351
18	B	4:26.226 B	24.801	32.469	3:28.956	34.6	57:51.429	18	A	1:23.651	21.156	31.593	30.902	110.2	58:26.002
19	B	1:28.025	25.680	31.789	30.556	104.7	59:19.454	19	A	1:23.128	21.323	31.234	30.571	110.9	59:49.130
20	B	1:23.297	21.186	31.681	30.430	110.6	1:00:42.751	20	A	1:23.963	21.229	31.398	31.336	109.8	1:01:13.093
21	B	1:24.660	21.665	32.242	30.753	108.9	1:02:07.411								
22	B	1:24.262	21.457	32.093	30.712	109.4	1:03:31.673								
23	B	1:24.463	21.463	32.088	30.912	109.1	1:04:56.136								
24	A	5:28.286 B	21.330	31.947	4:35.009	28.1	1:10:24.422								
25	A	1:30.857	27.891	31.665	31.301	101.4	1:11:55.279								
26	A	1:23.108	20.916	31.227	30.965	110.9	1:13:18.387								



FIA Formula E Championship

Round 2 - Putrajaya ePrix

Non Qualifying Practice

Analysis

Official Timekeeper TAGHeuer

Lap	C	Time	Sector 1	Sector 2	Sector 3	Kph	Elapsed	Lap	Time	Sector 1	Sector 2	Sector 3	Kph	Elapsed	
21	A	1:23.872	21.492	31.406	30.974	109.9	1:02:36.965	20	A	1:23.018	21.087	31.393	30.538	111.0	56:59.689
22	B	5:42.010 B	21.260	31.112	4:49.638	26.9	1:08:18.975	21	A	1:22.525	20.916	30.923	30.686	111.7	58:22.214
23	B	1:33.722	26.380	31.955	35.387	98.3	1:09:52.697	22	A	1:22.854	21.117	31.196	30.541	111.2	59:45.068
24	B	1:20.188	20.387	30.180	29.621	114.9	1:11:12.885	23	A	1:23.207	21.152	31.227	30.828	110.8	1:01:08.275
25	B	1:34.636	25.226	36.223	33.187	97.4	1:12:47.521	24	A	2:03.984	20.834	31.030	1:12.120	74.3	1:03:12.259
26	B	1:35.368	20.339	44.829	30.200	96.6	1:14:22.889	25	B	4:46.449 B	22.523	32.765	3:51.161	32.2	1:07:58.708
27	B	1:23.951	21.360	32.020	30.571	109.8	1:15:46.840	26	B	1:31.506	26.722	31.381	33.403	100.7	1:09:30.214

7 Jérôme D'AMBROSIO BEL
Dragon Racing Venturi VM200-FE-01

1	A	1:43.257	35.448	35.207	32.602	89.3	1:43.257
2	A	1:26.506	22.215	33.067	31.224	106.5	3:09.763
3	A	1:24.377	21.709	31.557	31.111	109.2	4:34.140
4	A	8:32.561 B	21.651	50.455	7:20.455	18.0	13:06.701
5	A	1:38.248	33.313	32.808	32.127	93.8	14:44.949
6	A	1:25.754	22.605	31.912	31.237	107.5	16:10.703
7	A	1:26.369	23.420	31.759	31.190	106.7	17:37.072
8	A	1:23.800	21.679	31.228	30.893	110.0	19:00.872
9	A	1:24.520	21.604	31.705	31.211	109.0	20:25.392
10	B	14:40.622 B	39.107	1:01.996	...	10.5	35:06.014
11	B	1:39.438	31.611	32.590	35.237	92.7	36:45.452
12	B	1:24.991	21.247	31.396	32.348	108.4	38:10.443
13	B	1:21.611	20.619	30.785	30.207	112.9	39:32.054
14	A	11:04.641 B	27.028	52.104	9:45.509	13.9	50:36.695
15	A	1:34.660	31.805	32.040	30.815	97.4	52:11.355
16	A	1:57.209	54.195	32.412	30.602	78.6	54:08.564
17	A	1:22.492	21.019	30.931	30.542	111.7	55:31.056
18	A	1:22.505	21.100	30.755	30.650	111.7	56:53.561
19	A	1:22.791	20.894	30.971	30.926	111.3	58:16.352
20	A	1:22.519	20.972	30.816	30.731	111.7	59:38.871
21	B	9:42.150 B	24.348	33.593	8:44.209	15.8	1:09:21.021
22	B	1:31.252	27.817	32.220	31.215	101.0	1:10:52.273
23	B	1:24.160	21.615	31.920	30.625	109.5	1:12:16.433
24	B	1:21.486	20.363	30.273	30.850	113.1	1:13:37.919
25	B	1:29.881	25.364	32.633	31.884	102.5	1:15:07.800

8 Nicolas PROST FRA
Renault e.Dams Renault Z.E 15

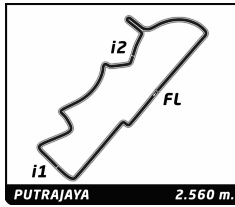
1	A	1:44.826	37.467	33.678	33.681	87.9	1:44.826
2	A	1:25.786	22.781	31.597	31.408	107.4	3:10.612
3	A	1:24.194	22.127	31.380	30.687	109.5	4:34.806
4	A	9:17.954 B	21.685	54.140	8:02.129	16.5	13:52.760
5	A	1:30.644	27.823	32.146	30.675	101.7	15:23.404
6	A	1:23.836	21.390	31.405	31.041	109.9	16:47.240
7	A	1:23.104	21.354	31.201	30.549	110.9	18:10.344
8	A	1:22.293	21.315	30.726	30.252	112.0	19:32.637
9	B	15:31.321 B	21.202	31.566	...	9.9	35:03.958
10	B	1:32.931	28.596	33.598	30.737	99.2	36:36.889
11	B	1:22.597	21.028	31.032	30.537	111.6	37:59.486
12	B	1:21.879	20.399	30.476	31.004	112.6	39:21.365
13	A	7:00.644 B	21.673	36.538	6:02.433	21.9	46:22.009
14	A	2:15.836	1:12.542	32.411	30.883	67.8	48:37.845
15	A	1:22.653	20.948	31.193	30.512	111.5	50:00.498
16	A	1:23.082	21.400	31.066	30.616	110.9	51:23.580
17	A	1:22.558	21.092	31.003	30.463	111.6	52:46.138
18	A	1:27.909	21.972	31.730	34.207	104.8	54:14.047
19	A	1:22.624	21.168	30.958	30.498	111.5	55:36.671

9 Sébastien BUEMI CHE
Renault e.Dams Renault Z.E 15

1	B	1:38.331	32.682	33.831	31.818	93.7	1:38.331
2	B	1:23.958	21.826	31.550	30.582	109.8	3:02.289
3	B	1:23.170	21.388	31.063	30.719	110.8	4:25.459
4	B	8:38.598 B	21.270	37.982	7:39.346	17.8	13:04.057
5	B	1:30.680	27.216	32.653	30.811	101.6	14:34.737
6	B	1:23.098	21.602	31.005	30.491	110.9	15:57.835
7	B	1:22.760	21.303	31.134	30.323	111.4	17:20.595
8	A	17:43.957 B	21.218	30.840	...	8.7	35:04.552
9	A	1:37.083	30.523	33.781	32.779	94.9	36:41.635
10	A	1:25.193	22.691	32.244	30.258	108.2	38:06.828
11	A	1:20.272	20.249	30.274	29.749	114.8	39:27.100
12	B	5:36.847 B	22.719	41.502	4:32.626	27.4	45:03.947
13	B	1:55.838	52.173	32.621	31.044	79.6	46:59.785
14	B	1:23.169	21.415	31.032	30.722	110.8	48:22.954
15	B	1:22.277	21.196	30.907	30.174	112.0	49:45.231
16	B	1:22.520	20.927	30.861	30.732	111.7	51:07.751
17	B	1:22.009	20.982	30.833	30.194	112.4	52:29.760
18	B	1:22.973	21.328	31.169	30.476	111.1	53:52.733
19	B	1:22.564	21.179	31.077	30.308	111.6	55:15.297
20	B	1:22.403	21.338	30.849	30.216	111.8	56:37.700
21	B	1:23.003	21.313	31.019	30.671	111.0	58:00.703
22	B	1:35.686	21.241	31.267	43.178	96.3	59:36.389
23	B	1:21.744	20.940	30.644	30.160	112.7	1:00:58.133
24	A	4:56.314 B	21.627	32.667	4:02.020	31.1	1:05:54.447
25	A	1:36.796	28.831	34.583	33.382	95.2	1:07:31.243
26	A	1:26.508	22.908	32.739	30.861	106.5	1:08:57.751
27	A	1:21.100	21.301	30.325	29.474	113.6	1:10:18.851
28	A	4:14.812 B	20.912	32.621	3:21.279	36.2	1:14:33.663
29	A	1:54.350	36.141	39.475	38.734	80.6	1:16:28.013

11 Lucas DI GRASSI BRA
ABT Schaeffler Audi Sport ABT Schaeffler FE01

1	A	13:07.952 B	11.7	13:07.952
2	A	1:37.847	33.456	33.211	31.180	94.2	14:45.799
3	A	1:25.159	22.211	32.128	30.820	108.2	16:10.958
4	A	1:25.007	22.520	31.435	31.052	108.4	17:35.965
5	A	1:23.191	21.290	31.173	30.728	110.8	18:59.156
6	A	1:22.060	20.793	30.896	30.371	112.3	20:21.216
7	A	14:46.329 B	29.201	1:03.505	...	10.4	35:07.545
8	A	1:41.420	32.265	32.706	36.449	90.9	36:48.965
9	A	1:24.553	21.657	32.191	30.705	109.0	38:13.518
10	A	1:23.668	21.417	31.332	30.919	110.1	39:37.186
11	A	6:04.660 B	20.804	50.393	4:53.463	25.3	45:41.846



FIA Formula E Championship

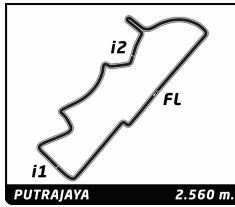
Round 2 - Putrajaya ePrix

Non Qualifying Practice

Analysis

Official Timekeeper TAGHeuer

Lap	C	Time	Sector 1	Sector 2	Sector 3	Kph	Elapsed	Lap	Time	Sector 1	Sector 2	Sector 3	Kph	Elapsed	
12	A	1:33.918	28.313	34.206	31.399	98.1	47:15.764	19	B	1:24.031	21.090	31.735	31.206	109.7	55:40.816
13	A	1:22.649	21.054	31.100	30.495	111.5	48:38.413	20	B	1:24.098	21.313	31.651	31.134	109.6	57:04.914
14	B	4:55.682 B	42.433	32.358	3:40.891	31.2	53:34.095	21	B	1:26.198	21.143	31.607	33.448	106.9	58:31.112
15	B	1:31.826	25.805	33.902	32.119	100.4	55:05.921	22	B	1:24.545	21.243	31.982	31.320	109.0	59:55.657
16	B	1:22.958	21.145	31.476	30.337	111.1	56:28.879	23	A	5:00.445 B	20.880	31.211	4:08.354	30.7	1:04:56.102
17	B	1:20.840	20.301	30.226	30.313	114.0	57:49.719	24	A	1:36.476	26.582	35.977	33.917	95.5	1:06:32.578
18	B	1:28.376	24.201	32.847	31.328	104.3	59:18.095	25	A	1:23.135	21.104	31.515	30.516	110.9	1:07:55.713
19	B	1:20.613	20.290	30.461	29.862	114.3	1:00:38.708	26	A	1:22.086	21.822	30.558	29.706	112.3	1:09:17.799
20	A	13:31.773 B	22.573	31.588	...	11.4	1:14:10.481	27	A	1:22.593	20.664	31.174	30.755	111.6	1:10:40.392
21	A	1:31.362	26.065	32.544	32.753	100.9	1:15:41.843	28	A	1:31.308	28.584	31.981	30.743	100.9	1:12:11.700
12 Jacques VILLENEUVE CAN								23 Nick HEIDFELD DEU							
Venturi Formula E Team								Mahindra Racing Formula E Team							
Venturi VM200-FE-01								Mahindra M2ELECTRO							
1	B	2:13.242	58.877	36.114	38.251	69.2	2:13.242	1	A	2:34.001	1:22.550	37.806	33.645	59.8	2:34.001
2	B	1:27.310	22.537	32.903	31.870	105.6	3:40.552	2	A	1:32.180	21.909	35.166	35.105	100.0	4:06.181
3	B	1:34.300	23.133	32.723	38.444	97.7	5:14.852	3	A	11:33.128 B	21.578	31.184	...	13.3	15:39.309
4	B	8:10.756 B	52.076	1:02.897	6:15.783	18.8	13:25.608	4	A	1:31.061	27.072	33.410	30.579	101.2	17:10.370
5	B	1:42.096	28.387	36.094	37.615	90.3	15:07.704	5	A	1:23.895	21.423	31.080	31.392	109.9	18:34.265
6	B	1:25.102	21.960	31.963	31.179	108.3	16:32.806	6	B	17:34.051 B	21.578	31.383	...	8.7	36:08.316
7	B	1:24.737	21.913	31.847	30.977	108.8	17:57.543	7	B	1:37.068	27.774	33.440	35.854	94.9	37:45.384
8	A	17:32.133 B	21.692	32.573	...	8.8	35:29.676	8	B	1:28.335	24.083	32.243	32.009	104.3	39:13.719
9	A	2:07.278	29.166	1:04.869	33.243	72.4	37:36.954	9	B	6:15.512 B	20.426	31.841	5:23.245	24.5	45:29.231
10	B	18:42.513 B	1:18.223			8.2	56:19.467	10	B	1:35.896	28.996	34.583	32.317	96.1	47:05.127
11	B	1:37.812	31.320	34.221	32.271	94.2	57:57.279	11	B	1:23.897	21.367	31.525	31.005	109.8	48:29.024
12	B	1:27.903	21.641	32.393	33.869	104.8	59:25.182	12	B	1:23.696	21.230	31.555	30.911	110.1	49:52.720
13	B	1:22.714	21.081	31.385	30.248	111.4	1:00:47.896	13	B	1:23.122	21.171	31.212	30.739	110.9	51:15.842
14	B	1:42.224	28.133	40.573	33.518	90.2	1:02:30.120	14	B	1:23.568	21.275	31.340	30.953	110.3	52:39.410
15	B	1:34.819	24.132	38.421	32.266	97.2	1:04:04.939	15	B	1:24.334	21.706	31.516	31.112	109.3	54:03.744
16	B	1:29.680	23.201	33.064	33.415	102.8	1:05:34.619	16	B	1:23.797	21.234	31.530	31.033	110.0	55:27.541
17	B	1:29.074	23.211	33.385	32.478	103.5	1:07:03.693	17	B	1:23.494	21.174	31.501	30.819	110.4	56:51.035
18	B	1:28.035	22.438	32.941	32.656	104.7	1:08:31.728	18	B	1:23.879	21.360	31.581	30.938	109.9	58:14.914
19	B	1:27.961	22.590	33.535	31.836	104.8	1:09:59.689	19	B	1:23.361	21.073	31.532	30.756	110.6	59:38.275
20	B	1:26.022	22.251	32.315	31.456	107.1	1:11:25.711	20	A	6:27.437 B	22.129	34.992	5:30.316	23.8	1:06:05.712
21	B	1:26.528	22.039	32.503	31.986	106.5	1:12:52.239	21	A	1:30.867	27.081	32.694	31.092	101.4	1:07:36.579
22	B	1:29.394	22.194	35.151	32.049	103.1	1:14:21.633	22	A	1:28.155	20.864	31.519	35.772	104.5	1:09:04.734
23	B	1:27.747	22.081	33.501	32.165	105.0	1:15:49.380	23	A	1:20.700	20.361	30.602	29.737	114.2	1:10:25.434
21 Bruno SENNA BRA								25 Jean-Eric VERGNE FRA							
Mahindra Racing Formula E Team								DS Virgin Racing Formula E Team							
Mahindra M2ELECTRO								Virgin Racing Engineering DSV-01							
1	A	2:18.999	1:12.741	34.038	32.220	66.3	2:18.999	1	A	2:29.779	48.761	36.880	1:04.138	61.5	2:29.779
2	A	1:26.035	22.316	32.477	31.242	107.1	3:45.034	2	A	1:29.952	25.106	32.674	32.172	102.5	3:59.731
3	A	1:39.697	24.132	34.795	40.770	92.4	5:24.731	3	A	9:18.146 B	22.158	32.078	8:23.910	16.5	13:17.877
4	A	7:55.931 B	51.786	1:02.947	6:01.198	19.4	13:20.662	4	A	1:40.181	31.798	34.502	33.881	92.0	14:58.058
5	A	1:39.301	29.416	34.968	34.917	92.8	14:59.963	5	A	1:23.637	21.509	31.245	30.883	110.2	16:21.695
6	A	1:22.384	20.939	31.042	30.403	111.9	16:22.347	6	A	1:24.301	21.392	31.310	31.599	109.3	17:45.996
7	A	1:24.037	21.674	31.514	30.849	109.7	17:46.384	7	A	1:23.278	21.180	31.320	30.778	110.7	19:09.274
8	B	17:37.420 B	21.339	31.865	...	8.7	35:23.804	8	A	1:23.182	21.152	31.232	30.798	110.8	20:32.456
9	B	1:52.292	31.620	40.911	39.761	82.1	37:16.096	9	B	14:42.692 B	44.973	1:05.337	...	10.4	35:15.148
10	B	1:27.045	21.661	31.873	33.511	105.9	38:43.141	10	B	1:45.258	33.045	35.613	36.600	87.6	37:00.406
11	B	1:21.238	20.552	30.818	29.868	113.4	40:04.379	11	B	1:33.150	21.169	36.091	35.890	98.9	38:33.556
12	B	5:42.587 B	35.007	1:03.240	4:04.340	26.9	45:46.966	12	B	1:20.825	20.319	30.592	29.914	114.0	39:54.381
13	B	1:30.195	26.330	32.415	31.450	102.2	47:17.161	13	B	5:37.027 B	23.420	56.016	4:17.591	27.3	45:31.408
14	B	1:23.646	21.486	31.474	30.686	110.2	48:40.807								
15	B	1:23.982	21.464	31.667	30.851	109.7	50:04.789								
16	B	1:23.678	21.471	31.543	30.664	110.1	51:28.467								
17	B	1:24.072	21.321	31.960	30.791	109.6	52:52.539								
18	B	1:24.246	21.301	31.950	30.995	109.4	54:16.785								



FIA Formula E Championship

Round 2 - Putrajaya ePrix

Non Qualifying Practice

Analysis

Official Timekeeper TAGHeuer

■ Personal Best ■ Session Best ■ Crossing the finish line in pit lane

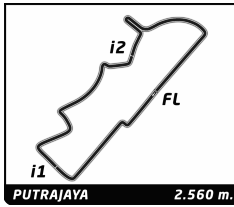
Lap	C	Time	Sector 1	Sector 2	Sector 3	Kph	Elapsed	Lap	Time	Sector 1	Sector 2	Sector 3	Kph	Elapsed	
14	B	1:36.090	28.549	34.596	32.945	95.9	47:07.498	11	A	1:43.722	22.164	40.856	40.702	88.9	38:58.951
15	B	1:24.683	21.700	31.861	31.122	108.8	48:32.181	12	A	1:39.774	22.389	31.185	46.200	92.4	40:38.725
16	B	1:24.421	21.649	31.648	31.124	109.2	49:56.602	13	A	5:45.454 B	51.797	1:02.408	3:51.249	26.7	46:24.179
17	B	1:23.616	21.539	31.341	30.736	110.2	51:20.218	14	A	1:33.845	31.356	31.545	30.944	98.2	47:58.024
18	B	1:25.275	21.869	31.978	31.428	108.1	52:45.493	15	A	1:22.930	21.200	31.015	30.715	111.1	49:20.954
19	B	1:25.041	21.794	31.919	31.328	108.4	54:10.534	16	A	1:22.826	21.087	30.775	30.964	111.3	50:43.780
20	A	10:33.182 B	21.731	32.028	9:39.423	14.6	1:04:43.716	17	B	15:25.888 B	21.221	31.073	...	10.0	1:06:09.668
21	A	1:33.797	28.149	33.058	32.590	98.3	1:06:17.513	18	B	1:32.351	27.331	32.700	32.320	99.8	1:07:42.019
22	A	1:31.057	22.671	34.386	34.000	101.2	1:07:48.570	19	B	1:25.668	21.902	31.800	31.966	107.6	1:09:07.687
23	A	1:21.132	20.512	30.485	30.135	113.6	1:09:09.702	20	B	1:25.038	22.080	31.535	31.423	108.4	1:10:32.725
24	A	1:26.469	23.157	32.004	31.308	106.6	1:10:36.171								
25	A	1:23.543	21.275	31.410	30.858	110.3	1:11:59.714								
26	A	1:24.569	21.429	31.908	31.232	109.0	1:13:24.283								
27	A	1:22.035	20.791	30.918	30.326	112.3	1:14:46.318								
28	A	1:28.169	21.295	32.368	34.506	104.5	1:16:14.487								

27 Robin FRIJNS		NED					
Andretti Formula E Race Team		SRT01-e					
1	A	2:06.046	49.472	37.711	38.863	73.1	2:06.046
2	A	1:24.549	21.849	31.997	30.703	109.0	3:30.595
3	A	1:22.962	21.379	31.036	30.547	111.1	4:53.557
4	A	8:34.621 B	26.515	1:01.034	7:07.072	17.9	13:28.178
5	A	1:42.130	28.426	34.171	39.533	90.2	15:10.308
6	A	1:22.746	21.030	30.984	30.732	111.4	16:33.054
7	A	1:29.904	22.356	34.603	32.945	102.5	18:02.958
8	A	1:22.503	20.975	30.924	30.604	111.7	19:25.461
9	B	15:50.695 B	20.995	31.259	...	9.7	35:16.156
10	B	1:50.064	34.162	41.265	34.637	83.7	37:06.220
11	B	1:22.398	21.109	31.241	30.048	111.8	38:28.618
12	B	7:19.947 B	30.921	48.726	6:00.300	20.9	45:48.565
13	B	1:32.261	26.734	33.106	32.421	99.9	47:20.826
14	B	1:23.699	21.333	31.449	30.917	110.1	48:44.525
15	B	1:23.279	21.338	31.360	30.581	110.7	50:07.804
16	B	1:23.300	21.387	31.337	30.576	110.6	51:31.104
17	B	1:24.980	21.383	31.976	31.621	108.4	52:56.084
18	B	1:23.964	21.616	31.550	30.798	109.8	54:20.048
19	A	11:26.893 B	21.307	32.134	...	13.4	1:05:46.941
20	A	2:04.614	53.975	37.506	33.133	74.0	1:07:51.555
21	A	1:23.909	21.503	31.441	30.965	109.8	1:09:15.464
22	A	1:24.630	21.792	31.663	31.175	108.9	1:10:40.094
23	A	1:26.251	22.573	32.430	31.248	106.9	1:12:06.345
24	A	1:24.972	21.782	32.145	31.045	108.5	1:13:31.317
25	A	1:24.275	21.637	31.699	30.939	109.4	1:14:55.592
26	A	1:24.972	21.597	32.385	30.990	108.5	1:16:20.564

28 Simona DE SILVESTRO		CHE					
Andretti Formula E Race Team		SRT01-e					
1	B	2:17.657	1:10.885	33.312	33.460	66.9	2:17.657
2	B	1:34.948	22.916	37.910	34.122	97.1	3:52.605
3	B	1:38.098	22.208	31.479	44.411	93.9	5:30.703
4	B	8:14.313 B	52.068	1:01.796	6:20.449	18.6	13:45.016
5	B	1:32.159	27.962	32.317	31.880	100.0	15:17.175
6	B	1:24.002	21.541	31.287	31.174	109.7	16:41.177
7	B	1:24.104	21.584	31.167	31.353	109.6	18:05.281
8	B	1:23.677	21.186	31.262	31.229	110.1	19:28.958
9	A	15:51.282 B	21.255	31.834	...	9.7	35:20.240
10	A	1:54.989	34.186	41.042	39.761	80.1	37:15.229

55 Antonio Felix DA COSTA		PRT					
Team Aguri		SRT01-e					
1	A	2:08.383	50.274	37.142	40.967	71.8	2:08.383
2	A	1:25.073	21.917	32.292	30.864	108.3	3:33.456
3	A	1:23.264	21.243	31.427	30.594	110.7	4:56.720
4	A	8:34.158 B	30.678	1:02.943	7:00.537	17.9	13:30.878
5	A	1:43.272	26.876	34.320	42.076	89.2	15:14.150
6	A	1:22.395	20.862	31.241	30.292	111.9	16:36.545
7	A	1:24.394	21.261	31.031	32.102	109.2	18:00.939
8	A	1:25.997	21.262	31.649	33.086	107.2	19:26.936
9	B	15:55.530 B	21.476	31.824	...	9.6	35:22.466
10	B	1:39.150	29.695	34.405	35.050	93.0	37:01.616
11	B	1:39.137	23.625	43.762	31.750	93.0	38:40.753
12	B	1:20.760	20.490	30.432	29.838	114.1	40:01.513
13	B	6:48.391 B	36.153	1:03.248	5:08.990	22.6	46:49.904
14	B	1:34.181	28.967	31.699	33.515	97.9	48:24.085
15	B	1:22.418	20.998	30.925	30.495	111.8	49:46.503
16	B	1:25.911	23.004	31.901	31.006	107.3	51:12.414
17	B	1:24.328	21.584	31.678	31.066	109.3	52:36.742
18	B	1:23.871	21.452	31.612	30.807	109.9	54:00.613
19	B	1:23.929	21.459	31.475	30.995	109.8	55:24.542
20	B	1:23.678	21.345	31.471	30.862	110.1	56:48.220
21	A	9:01.161 B	21.401	32.706	8:07.054	17.0	1:05:49.381
22	A	1:43.613	34.591	35.276	33.746	88.9	1:07:32.994
23	A	1:33.637	22.471	36.431	34.735	98.4	1:09:06.631
24	A	1:20.951	20.674	30.457	29.820	113.8	1:10:27.582
25	A	1:36.998	26.372	39.419	31.207	95.0	1:12:04.580
26	A	1:24.387	21.507	31.916	30.964	109.2	1:13:28.967
27	A	1:24.108	21.506	31.446	31.156	109.6	1:14:53.075
28	A	1:23.551	21.467	31.382	30.702	110.3	1:16:16.626

66 Daniel ABT		DEU					
ABT Schaeffler Audi Sport		ABT Schaeffler FE01					
1	B	13:09.294 B	...	11.7	13:09.294		
2	B	1:39.965	33.452	34.502	32.011	92.2	14:49.259
3	B	1:26.662	22.903	32.434	31.325	106.3	16:15.921
4	B	1:24.665	21.936	31.532	31.197	108.9	17:40.586
5	B	1:23.596	21.353	31.592	30.651	110.2	19:04.182
6	B	1:26.080	21.110	31.257	33.713	107.1	20:30.262
7	B	14:36.575 B	45.109	1:04.268	...	10.5	35:06.837
8	B	1:41.267	31.653	33.041	36.573	91.0	36:48.104
9	B	1:24.248	21.420	32.066	30.762	109.4	38:12.352
10	B	1:22.411	21.049	30.978	30.384	111.8	39:34.763
11	A	6:51.937 B	20.946	50.409	5:40.582	22.4	46:26.700
12	A	1:42.243	33.252	36.361	32.630	90.1	48:08.943
13	A	1:30.090	23.363	33.835	32.892	102.3	49:39.033



FIA Formula E Championship

Round 2 - Putrajaya ePrix

Non Qualifying Practice

Analysis

Official Timekeeper 

Lap	C	Time	Sector 1	Sector 2	Sector 3	Kph	Elapsed	Lap	Time	Sector 1	Sector 2	Sector 3	Kph	Elapsed	
14	A	1:20.468	20.456	30.297	29.715	114.5	50:59.501	20	B	1:24.635	21.289	32.510	30.836	108.9	57:16.713
15	A	1:36.374	25.104	39.300	31.970	95.6	52:35.875	21	B	1:24.862	21.253	32.007	31.602	108.6	58:41.575
16	A	1:21.692	21.663	30.372	29.657	112.8	53:57.567	22	B	1:24.724	21.545	32.229	30.950	108.8	1:00:06.299
17	B	16:40.573 B	23.867	33.747	...	9.2	1:10:38.140	23	B	1:24.160	20.917	31.162	32.081	109.5	1:01:30.459
18	B	1:36.188	27.351	36.808	32.029	95.8	1:12:14.328	24	A	6:43.507 B	23.116	37.874	5:42.517	22.8	1:08:13.966
19	B	1:25.872	21.296	33.442	31.134	107.3	1:13:40.200	25	A	1:32.373	27.817	33.057	31.499	99.8	1:09:46.339
20	B	1:24.467	21.629	31.448	31.390	109.1	1:15:04.667	26	A	1:23.629	21.280	31.220	31.129	110.2	1:11:09.968
								27	A	6:11.362	24.955	31.774	5:14.633	24.8	1:17:21.330

77		Nathanaël BERTHON					FRA	
		Team Aguri					SRT01-e	
1	B	2:09.443	52.577	38.934	37.932	71.2	2:09.443	
2	B	1:29.114	25.218	32.540	31.356	103.4	3:38.557	
3	B	1:23.951	21.671	31.514	30.766	109.8	5:02.508	
4	A	8:20.775 B	34.012	1:01.358	6:45.405	18.4	13:23.283	
5	A	1:39.538	29.122	34.497	35.919	92.6	15:02.821	
6	A	1:25.071	21.754	32.055	31.262	108.3	16:27.892	
7	A	1:25.398	22.496	31.885	31.017	107.9	17:53.290	
8	A	1:26.203	22.532	32.210	31.461	106.9	19:19.493	
9	A	16:06.339 B	21.789	31.699	...	9.5	35:25.832	
10	A	1:43.376	31.422	35.100	36.854	89.2	37:09.208	
11	A	1:25.372	21.681	31.909	31.782	108.0	38:34.580	
12	A	1:24.056	21.679	31.435	30.942	109.6	39:58.636	
13	B	8:13.053 B	23.037	57.733	6:52.283	18.7	48:11.689	
14	B	1:43.843	29.877	39.113	34.853	88.7	49:55.532	
15	B	1:43.506	24.255	48.341	30.910	89.0	51:39.038	
16	B	1:21.874	20.645	30.648	30.581	112.6	53:00.912	
17	B	1:51.536	33.636	45.996	31.904	82.6	54:52.448	
18	B	1:21.528	20.408	30.787	30.333	113.0	56:13.976	
19	B	10:22.357 B	30.741	42.043	9:09.573	14.8	1:06:36.333	
20	B	1:31.858	27.004	32.930	31.924	100.3	1:08:08.191	
21	B	1:24.168	21.207	31.987	30.974	109.5	1:09:32.359	
22	B	1:23.773	21.247	31.275	31.251	110.0	1:10:56.132	
23	B	1:24.884	21.353	31.767	31.764	108.6	1:12:21.016	
24	B	1:25.544	21.591	31.950	32.003	107.7	1:13:46.560	
25	B	1:24.287	21.570	31.588	31.129	109.3	1:15:10.847	

88		Oliver TURVEY					GBR	
		NEXTEV TCR Formula E Team					NEXTEV TCR FormulaE 001	
1	A	1:51.387	41.477	36.130	33.780	82.7	1:51.387	
2	A	1:27.247	22.720	32.713	31.814	105.6	3:18.634	
3	A	1:24.436	21.878	31.610	30.948	109.1	4:43.070	
4	A	8:27.369 B	21.452	58.847	7:07.070	18.2	13:10.439	
5	A	1:41.920	34.132	35.783	32.005	90.4	14:52.359	
6	A	1:24.545	21.756	31.800	30.989	109.0	16:16.904	
7	A	1:27.238	21.564	32.513	33.161	105.6	17:44.142	
8	A	1:22.966	20.987	31.183	30.796	111.1	19:07.108	
9	B	16:01.244 B	24.283	32.158	...	9.6	35:08.352	
10	B	1:44.380	34.094	33.629	36.657	88.3	36:52.732	
11	B	1:26.255	21.423	31.897	32.935	106.8	38:18.987	
12	B	1:21.478	20.581	30.782	30.115	113.1	39:40.465	
13	B	7:35.870 B	24.090	59.749	6:12.031	20.2	47:16.335	
14	B	1:36.955	30.980	34.248	31.727	95.1	48:53.290	
15	B	1:23.616	21.269	31.563	30.784	110.2	50:16.906	
16	B	1:23.120	20.942	31.283	30.895	110.9	51:40.026	
17	B	1:25.807	21.944	32.463	31.400	107.4	53:05.833	
18	B	1:23.487	21.138	31.682	30.667	110.4	54:29.320	
19	B	1:22.758	21.007	31.301	30.450	111.4	55:52.078	