

FIA Formula E Championship

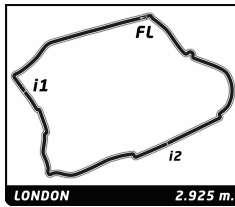
Round 10 - London ePrix

Non Qualifying Practice 1

Analysis

Official Timekeeper

							■ Personal Best ■ Session Best ■ Crossing the finish line in pit lane									
Lap	C	Time	Sector 1	Sector 2	Sector 3	Kph	Elapsed	Lap	Time	Sector 1	Sector 2	Sector 3	Kph	Elapsed		
2		Sam Bird						GBR								
		Virgin Racing Formula E Team						Spark - Renault SRT_01 E								
1	A	2:10.066	53.878	39.463	36.725	81.0	2:10.066	15	A	12:47.524	B	31.139	58.708	...	13.7	40:35.482
2	A	1:41.101	25.860	38.256	36.985	104.2	3:51.167	16	A	1:57.105		39.059	37.495	40.551	89.9	42:32.587
3	A	1:35.251	25.173	35.968	34.110	110.6	5:26.418	17	A	1:34.365		24.108	34.359	35.898	111.6	44:06.952
4	A	1:33.844	24.877	35.071	33.896	112.2	7:00.262	18	A	1:30.148		24.037	33.841	32.270	116.8	45:37.100
5	A	1:32.459	24.151	35.052	33.256	113.9	8:32.721									
6	A	1:55.738	24.063	41.117	50.558	91.0	10:28.459									
7	A	1:33.425	24.291	34.375	34.759	112.7	12:01.884									
8	A	1:31.857	24.121	34.313	33.423	114.6	13:33.741									
9	A	1:34.543	24.657	35.653	34.233	111.4	15:08.284									
10	A	1:33.954	24.643	35.592	33.719	112.1	16:42.238									
11	A	1:33.276	24.977	34.921	33.378	112.9	18:15.514									
12	A	1:32.241	24.147	34.908	33.186	114.2	19:47.755									
13	A	1:29.944	23.738	33.854	32.352	117.1	21:17.699									
14	B	6:17.752	B	32.596	46.124	4:59.032	27.9	27:35.451								
15	B	12:51.636	B	39.007	1:01.646	...	13.6	40:27.087								
16	B	1:48.669	35.074	36.697	36.898	96.9	42:15.756									
17	B	1:35.451	23.939	35.139	36.373	110.3	43:51.207									
18	B	1:27.125	22.844	32.685	31.596	120.9	45:18.332									
6		Loïc Duval						FRA								
		Dragon Racing Formula E Team						Spark - Renault SRT_01 E								
1	A	2:54.984	1:35.847	36.962	42.175	60.2	2:54.984									
2	A	1:36.786	25.223	36.037	35.526	108.8	4:31.770									
3	A	1:34.169	24.597	35.610	33.962	111.8	6:05.939									
4	A	1:33.382	24.466	35.337	33.579	112.8	7:39.321									
5	A	1:32.240	24.101	34.833	33.306	114.2	9:11.561									
6	A	1:31.990	24.064	34.547	33.379	114.5	10:43.551									
7	A	1:31.632	24.063	34.338	33.231	114.9	12:15.183									
8	A	1:31.272	24.071	34.316	32.885	115.4	13:46.455									
9	A	1:32.006	23.975	34.746	33.285	114.4	15:18.461									
10	B	8:38.854	B	24.456	34.807	7:39.591	20.3	23:57.315								
11	B	1:49.820	39.141	36.627	34.052	95.9	25:47.135									
12	B	1:38.158	23.985	33.945	40.228	107.3	27:25.293									
13	B	16:18.217	B	34.314	42.164	...	10.8	43:43.510								
14	B	1:47.826	40.357	34.184	33.285	97.7	45:31.336									
7		Jérôme D'Ambrosio						BEL								
		Dragon Racing Formula E Team						Spark - Renault SRT_01 E								
1	A	2:33.876	1:13.917	41.222	38.737	68.4	2:33.876									
2	A	1:41.795	27.643	37.516	36.636	103.4	4:15.671									
3	A	1:38.488	27.151	36.773	34.564	106.9	5:54.159									
4	A	6:59.401	B	24.946	36.854	5:57.601	25.1	12:53.560								
5	A	1:47.092	37.122	35.751	34.219	98.3	14:40.652									
6	A	1:33.018	24.458	35.139	33.421	113.2	16:13.670									
7	A	1:31.648	24.272	34.362	33.014	114.9	17:45.318									
8	A	1:30.908	23.954	34.236	32.718	115.8	19:16.226									
9	A	1:30.302	23.975	33.844	32.483	116.6	20:46.528									
10	A	1:29.588	23.606	33.621	32.361	117.5	22:16.116									
11	A	1:42.041	29.123	38.241	34.677	103.2	23:58.157									
12	A	1:30.008	23.588	33.717	32.703	117.0	25:28.165									
13	A	1:34.654	23.553	34.527	36.574	111.2	27:02.819									
8		Nicolas Prost						FRA								
		Team e.dams Renault						Spark - Renault SRT_01 E								
1	B	1:59.034	45.180	37.783	36.071	88.5	1:59.034									
2	B	1:37.473	25.778	36.893	34.802	108.0	3:36.507									
3	B	1:37.945	25.214	35.362	37.369	107.5	5:14.452									
4	B	1:33.804	24.739	35.235	33.830	112.3	6:48.256									
5	B	1:33.548	24.389	35.557	33.602	112.6	8:21.804									
6	A	4:55.701	B	24.560	34.657	3:56.484	35.6	13:17.505								
7	A	1:43.957	35.191	35.192	33.574	101.3	15:01.462									
8	A	1:31.953	24.134	34.477	33.342	114.5	16:33.415									
9	A	1:31.423	24.259	34.225	32.939	115.2	18:04.838									
10	A	1:31.729	24.002	34.702	33.025	114.8	19:36.567									
11	A	1:30.840	24.000	34.023	32.817	115.9	21:07.407									
12	A	1:30.697	24.065	33.871	32.761	116.1	22:38.104									
13	A	1:30.245	24.046	33.791	32.408	116.7	24:08.349									
14	A	1:30.225	23.792	33.667	32.766	116.7	25:38.574									
15	A	1:32.206	24.497	34.565	33.144	114.2	27:10.780									
16	B	13:38.678	B	26.126	35.759	...	12.9	40:49.458								



FIA Formula E Championship

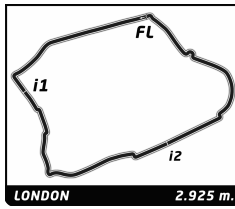
Round 10 - London ePrix

Non Qualifying Practice 1

Analysis

Official Timekeeper TAGHeuer

Lap	C	Time	Sector 1	Sector 2	Sector 3	Kph	Elapsed	Lap	Time	Sector 1	Sector 2	Sector 3	Kph	Elapsed	
17	B	1:59.888	43.990	36.665	39.233	87.8	42:49.346	9	A	1:31.278	24.118	34.279	32.881	115.4	20:27.426
18	B	1:39.413	23.851	33.751	41.811	105.9	44:28.759	10	A	1:31.035	24.039	33.774	33.222	115.7	21:58.461
19	B	1:30.459	23.981	33.754	32.724	116.4	45:59.218	11	A	1:30.048	23.804	33.840	32.404	116.9	23:28.509
9 Sébastien Buemi CHE Team e.dams Renault Spark - Renault SRT_01 E								18 Alex Fontana CHE Trulli Formula E Team Spark - Renault SRT_01 E							
1	A	1:57.653	43.157	37.693	36.803	89.5	1:57.653	1	B	3:12.566	1:50.333	41.658	40.575	54.7	3:12.566
2	A	1:34.987	24.734	35.744	34.509	110.9	3:32.640	2	B	1:49.295	27.466	42.911	38.918	96.3	5:01.861
3	A	1:35.354	24.717	36.446	34.191	110.4	5:07.994	3	B	1:45.957	27.004	41.177	37.776	99.4	6:47.818
4	A	1:33.710	24.399	35.565	33.746	112.4	6:41.704	4	B	1:41.316	26.593	37.052	37.671	103.9	8:29.134
5	A	1:32.420	24.336	34.774	33.310	113.9	8:14.124	5	B	1:53.914	26.448	39.465	48.001	92.4	10:23.048
6	B	5:49.972 B	24.437	34.666	4:50.869	30.1	14:04.096	6	B	1:40.300	26.235	36.658	37.407	105.0	12:03.348
7	B	1:45.607	35.367	35.695	34.545	99.7	15:49.703	7	B	1:37.121	25.436	36.068	35.617	108.4	13:40.469
8	B	1:32.414	24.410	34.536	33.468	113.9	17:22.117	8	B	1:36.537	25.233	35.848	35.456	109.1	15:17.006
9	B	1:32.042	24.161	34.208	33.673	114.4	18:54.159	9	A	5:38.479 B	25.467	36.599	4:36.413	31.1	20:55.485
10	B	1:30.766	24.121	33.928	32.717	116.0	20:24.925	10	A	1:52.914	40.300	37.169	35.445	93.3	22:48.399
11	B	1:38.033	23.770	34.370	39.893	107.4	22:02.958	11	A	1:35.521	25.335	35.482	34.704	110.2	24:23.920
12	B	1:29.754	23.908	33.487	32.359	117.3	23:32.712	12	A	1:34.807	24.990	35.265	34.552	111.1	25:58.727
13	B	1:30.770	23.933	33.983	32.854	116.0	25:03.482	13	A	1:33.912	24.943	34.879	34.090	112.1	27:32.639
14	B	1:30.444	23.752	33.995	32.697	116.4	26:33.926	14	A	13:06.628 B	29.898	42.483	...	13.4	40:39.267
15	B	1:30.563	23.888	33.937	32.738	116.3	28:04.489	15	A	1:58.534	40.446	37.162	40.926	88.8	42:37.801
16	A	12:05.843 B	29.080	48.824	...	14.5	40:10.332	16	A	1:34.572	25.583	35.047	33.942	111.3	44:12.373
17	A	1:42.811	34.631	34.484	33.696	102.4	41:53.143	17	A	1:34.183	25.136	35.195	33.852	111.8	45:46.556
18	A	1:30.494	23.927	33.977	32.590	116.4	43:23.637	21 Bruno Senna BRA Mahindra Racing Formula E Team Spark - Renault SRT_01 E							
19	A	1:29.684	24.177	33.399	32.108	117.4	44:53.321	1	A	2:21.929	1:01.176	39.501	41.252	74.2	2:21.929
10 Jarno Trulli ITA Trulli Formula E Team Spark - Renault SRT_01 E								2	A	1:38.169	25.555	36.894	35.720	107.3	4:00.098
1	B	2:25.730	1:03.051	40.331	42.348	72.3	2:25.730	3	A	1:35.462	25.165	35.837	34.460	110.3	5:35.560
2	B	1:38.741	26.183	36.477	36.081	106.6	4:04.471	4	A	1:35.351	25.041	35.839	34.471	110.4	7:10.911
3	B	1:35.994	25.648	35.445	34.901	109.7	5:40.465	5	A	1:34.770	24.770	35.750	34.250	111.1	8:45.681
4	B	1:37.378	25.646	36.202	35.530	108.1	7:17.843	6	A	1:35.434	24.570	35.477	35.387	110.3	10:21.115
5	A	5:09.917 B	25.601	35.391	4:08.925	34.0	12:27.760	7	A	1:34.661	24.672	35.740	34.249	111.2	11:55.776
6	A	1:48.185	37.855	35.857	34.473	97.3	14:15.945	8	A	1:34.381	24.992	35.491	33.898	111.6	13:30.157
7	A	1:34.995	25.481	35.045	34.469	110.8	15:50.940	9	A	1:33.481	24.726	34.960	33.795	112.6	15:03.638
8	A	1:34.443	25.120	34.984	34.339	111.5	17:25.383	10	A	7:02.924 B	24.544	34.890	6:03.490	24.9	22:06.562
9	A	1:35.182	25.408	35.656	34.118	110.6	19:00.565	11	A	1:47.262	35.669	35.054	36.539	98.2	23:53.824
10	A	1:33.789	24.979	35.175	33.635	112.3	20:34.354	12	A	1:31.658	24.186	34.238	33.234	114.9	25:25.482
11	A	1:41.083	25.973	38.850	36.260	104.2	22:15.437	13	A	1:32.595	24.323	35.179	33.093	113.7	26:58.077
12	A	1:34.501	24.812	35.434	34.255	111.4	23:49.938	14	B	13:33.635 B	25.462	34.682	...	12.9	40:31.712
13	A	1:34.626	24.762	36.082	33.782	111.3	25:24.564	15	B	1:49.206	34.732	36.312	38.162	96.4	42:20.918
14	B	15:12.269 B	24.661	38.056	...	11.5	40:36.833	16	B	1:34.671	24.712	36.422	33.537	111.2	43:55.589
15	B	1:58.651	40.496	36.608	41.547	88.7	42:35.484	17	B	2:08.496	25.052	1:09.686	33.758	81.9	46:04.085
16	B	1:33.587	25.302	34.770	33.515	112.5	44:09.071	23 Nick Heidfeld DEU Venturi Formula E Team Spark - Renault SRT_01 E							
17	B	1:32.380	24.568	34.525	33.287	114.0	45:41.451	1	A	2:59.843	1:21.131	43.777	54.935	58.6	2:59.843
11 Lucas di Grassi BRA Audi Sport ABT Formula E Team Spark - Renault SRT_01 E								2	A	1:36.215	25.438	36.051	34.726	109.4	4:36.058
1	B	2:03.622	47.589	38.639	37.394	85.2	2:03.622	3	A	1:34.071	24.673	35.367	34.031	111.9	6:10.129
2	B	1:37.199	25.270	37.005	34.924	108.3	3:40.821								
3	B	1:35.872	25.027	35.259	35.586	109.8	5:16.693								
4	B	1:33.725	24.638	35.194	33.893	112.3	6:50.418								
5	B	1:34.471	24.583	36.518	33.370	111.5	8:24.889								
6	A	7:10.300 B	24.496	34.922	6:10.882	24.5	15:35.189								
7	A	1:48.309	35.400	35.662	37.247	97.2	17:23.498								
8	A	1:32.650	24.395	34.623	33.632	113.7	18:56.148								



FIA Formula E Championship

Round 10 - London ePrix

Non Qualifying Practice 1

Analysis

Official Timekeeper TAGHeuer

Lap	C	Time	Sector 1	Sector 2	Sector 3	Kph	Elapsed	Lap	Time	Sector 1	Sector 2	Sector 3	Kph	Elapsed	
4	A	1:32.834	24.332	34.729	33.773	113.4	7:42.963	12	B	3:52.751 B	23.862	34.193	2:54.696	45.2	26:20.531
5	A	1:32.056	24.435	34.367	33.254	114.4	9:15.019	13	B	1:41.187	34.641	34.105	32.441	104.1	28:01.718
6	A	7:40.517 B	25.197	40.778	6:34.542	22.9	16:55.536	14	A	12:28.971 B	27.215	50.960	...	14.1	40:30.689
7	A	1:49.245	33.971	37.373	37.901	96.4	18:44.781	15	A	1:58.252	39.259	38.140	40.853	89.0	42:28.941
8	A	1:32.723	24.150	34.822	33.751	113.6	20:17.504	16	A	1:34.112	23.996	35.379	34.737	111.9	44:03.053
9	A	1:30.984	24.143	33.937	32.904	115.7	21:48.488	17	A	1:26.450	22.745	32.611	31.094	121.8	45:29.503
10	B	18:55.546 B	27.979	39.963	...	9.3	40:44.034								
11	B	2:01.199	40.046	43.603	37.550	86.9	42:45.233								
12	B	1:32.466	24.131	34.794	33.541	113.9	44:17.699								
13	B	1:51.704	24.325	35.611	51.768	94.3	46:09.403								

27 **Jean-Eric Vergne** FRA
Andretti Autosport Formula E Team Spark - Renault SRT_01 E

1	B	3:31.060	2:09.933	44.072	37.055	49.9	3:31.060
2	B	1:38.433	25.729	38.445	34.259	107.0	5:09.493
3	B	1:35.229	24.607	36.254	34.368	110.6	6:44.722
4	B	1:33.522	24.566	35.667	33.289	112.6	8:18.244
5	B	1:32.641	24.225	35.132	33.284	113.7	9:50.885
6	B	1:42.123	26.374	39.338	36.411	103.1	11:33.008
7	B	1:31.690	24.178	34.502	33.010	114.8	13:04.698
8	B	1:30.613	23.794	34.140	32.679	116.2	14:35.311
9	B	1:30.326	23.865	34.047	32.414	116.6	16:05.637
10	A	8:49.297 B	26.368	38.808	7:44.121	19.9	24:54.934
11	A	1:57.882	44.595	38.206	35.081	89.3	26:52.816
12	A	13:33.106 B	24.891	36.332	...	13.0	40:25.922
13	A	1:48.240	34.871	35.599	37.770	97.3	42:14.162
14	A	1:33.891	23.800	33.971	36.120	112.2	43:48.053
15	A	1:29.163	23.557	33.494	32.112	118.1	45:17.216

28 **Simona de Silvestro** CHE
Andretti Autosport Formula E Team Spark - Renault SRT_01 E

1	A	2:42.892	1:27.650	38.445	36.797	64.6	2:42.892
2	A	1:35.406	25.253	35.894	34.259	110.4	4:18.298
3	A	1:33.447	24.602	35.239	33.606	112.7	5:51.745
4	A	1:32.073	23.972	34.906	33.195	114.4	7:23.818
5	A	1:36.407	25.768	37.645	32.994	109.2	9:00.225
6	B	8:36.504 B	23.643	34.634	7:38.227	20.4	17:36.729
7	B	1:45.770	36.197	35.658	33.915	99.6	19:22.499
8	B	1:31.730	24.007	34.762	32.961	114.8	20:54.229
9	B	20:50.171 B	24.011	37.020	...	8.4	41:44.400
10	B	1:47.354	36.342	37.620	33.392	98.1	43:31.754
11	B	1:31.222	23.919	34.322	32.981	115.4	45:02.976

30 **Stéphane Sarrazin** FRA
Venturi Formula E Team Spark - Renault SRT_01 E

1	A	2:19.456	1:00.427	39.270	39.759	75.5	2:19.456
2	A	1:35.513	24.933	35.351	35.229	110.2	3:54.969
3	A	1:33.350	24.608	35.008	33.734	112.8	5:28.319
4	A	1:32.657	24.466	34.588	33.603	113.6	7:00.976
5	A	1:33.507	24.667	35.169	33.671	112.6	8:34.483
6	B	6:06.494 B	24.477	35.398	5:06.619	28.7	14:40.977
7	B	1:44.176	35.243	35.349	33.584	101.1	16:25.153
8	B	1:30.654	24.079	34.039	32.536	116.2	17:55.807
9	B	1:30.121	23.949	33.880	32.292	116.8	19:25.928
10	B	1:29.986	23.925	33.815	32.246	117.0	20:55.914
11	B	1:31.866	23.760	34.453	33.653	114.6	22:27.780

55 **Sakon Yamamoto** JPN
Amlin Aguri Spark - Renault SRT_01 E

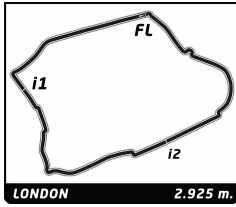
1	A	2:16.657	59.558	39.572	37.527	77.1	2:16.657
2	A	1:37.906	25.317	36.946	35.643	107.6	3:54.563
3	A	1:38.222	26.459	36.199	35.564	107.2	5:32.785
4	A	1:35.188	24.579	36.088	34.521	110.6	7:07.973
5	A	1:35.466	24.929	35.814	34.723	110.3	8:43.439
6	A	1:34.177	24.112	35.224	34.841	111.8	10:17.616
7	A	13:00.508 B	25.768	36.324	...	13.5	23:18.124
8	A	1:49.758	37.243	37.473	35.042	95.9	25:07.882
9	A	1:35.377	24.989	35.821	34.567	110.4	26:43.259
10	A	13:46.136 B	27.199	35.937	...	12.7	40:29.395
11	A	1:47.451	34.892	36.114	36.445	98.0	42:16.846
12	A	1:35.073	24.459	36.173	34.441	110.8	43:51.919
13	A	1:33.558	24.064	35.321	34.173	112.6	45:25.477

66 **Daniel Abt** DEU
Audi Sport ABT Formula E Team Spark - Renault SRT_01 E

1	B	2:09.102	49.617	41.915	37.570	81.6	2:09.102
2	B	1:38.260	25.881	36.990	35.389	107.2	3:47.362
3	B	1:35.168	24.773	36.222	34.173	110.6	5:22.530
4	B	1:33.559	24.446	35.585	33.528	112.5	6:56.089
5	B	1:33.983	24.657	35.380	33.946	112.0	8:30.072
6	B	1:43.665	25.880	38.077	39.708	101.6	10:13.737
7	A	6:45.787 B	27.772	41.236	5:36.779	25.9	16:59.524
8	A	1:50.618	36.434	39.040	35.144	95.2	18:50.142
9	A	1:33.424	24.621	35.550	33.253	112.7	20:23.566
10	A	1:32.196	24.172	34.826	33.198	114.2	21:55.762
11	A	1:31.708	24.229	34.553	32.926	114.8	23:27.470
12	A	1:30.410	23.790	34.041	32.579	116.5	24:57.880
13	A	1:31.518	23.780	34.806	32.932	115.1	26:29.398
14	A	1:30.065	23.773	33.864	32.428	116.9	27:59.463
15	A	12:23.235 B	28.346	51.146	...	14.2	40:22.698
16	A	1:43.856	35.102	35.809	32.945	101.4	42:06.554
17	A	1:35.012	24.176	36.451	34.385	110.8	43:41.566
18	A	1:29.368	23.493	33.805	32.070	117.8	45:10.934

77 **Salvador Duran** MEX
Amlin Aguri Spark - Renault SRT_01 E

1	A	2:28.915	1:05.414	43.153	40.348	70.7	2:28.915
2	A	1:36.073	24.902	35.701	35.470	109.6	4:04.988
3	A	1:43.894	27.672	41.765	34.457	101.4	5:48.882
4	A	1:33.487	24.348	35.106	34.033	112.6	7:22.369
5	A	1:33.560	24.369	35.048	34.143	112.5	8:55.929
6	B	14:33.800 B	24.587	35.788	...	12.1	23:29.729
7	B	1:42.648	34.177	35.031	33.440	102.6	25:12.377
8	B	1:31.550	24.135	34.327	33.088	115.0	26:43.927
9	B	13:58.551 B	58.909	44.339	...	12.6	40:42.478
10	B	1:53.970	40.852	35.741	37.377	92.4	42:36.448



FIA Formula E Championship

Round 10 - London ePrix

Non Qualifying Practice 1

Analysis

Official Timekeeper TAG Heuer

■ Personal Best
 ■ Session Best
 ■ Crossing the finish line in pit lane

Lap	C	Time	Sector 1	Sector 2	Sector 3	Kph	Elapsed	Lap	Time	Sector 1	Sector 2	Sector 3	Kph	Elapsed
11	B	1:33.416	24.874	35.253	33.289	112.7	44:09.864							
12	B	1:33.250	25.156	34.903	33.191	112.9	45:43.114							

88		Oliver Turvey		GBR			
		NEXTEV TCR Formula E Team		Spark - Renault SRT_01 E			
1	B	3:21.508	2:01.976	40.627	38.905	52.3	3:21.508
2	B	1:41.754	26.648	38.111	36.995	103.5	5:03.262
3	B	1:42.207	26.406	38.016	37.785	103.0	6:45.469
4	B	1:38.095	25.933	37.529	34.633	107.3	8:23.564
5	B	1:36.777	25.235	36.908	34.634	108.8	10:00.341
6	B	1:34.819	25.076	35.599	34.144	111.1	11:35.160
7	B	1:34.306	24.882	35.464	33.960	111.7	13:09.466
8	B	1:33.512	24.594	35.244	33.674	112.6	14:42.978
9	B	1:32.205	24.315	34.591	33.299	114.2	16:15.183
10	B	1:36.668	24.502	35.632	36.534	108.9	17:51.851
11	B	1:31.838	24.306	34.484	33.048	114.7	19:23.689
12	B	1:38.551	24.511	36.094	37.946	106.8	21:02.240
13	B	1:31.147	24.118	34.115	32.914	115.5	22:33.387
14	B	1:30.810	23.889	34.036	32.885	116.0	24:04.197
15	A	16:20.677	24.682	34.734	...	10.7	40:24.874
16	A	1:44.804	35.419	35.581	33.804	100.5	42:09.678
17	A	1:34.281	24.316	36.171	33.794	111.7	43:43.959
18	A	1:30.559	23.958	34.047	32.554	116.3	45:14.518

99		Nelson Piquet JR		BRA			
		NEXTEV TCR Formula E Team		Spark - Renault SRT_01 E			
1	B	4:58.638	3:45.532	37.046	36.060	35.3	4:58.638
2	B	1:34.611	24.797	35.556	34.258	111.3	6:33.249
3	B	1:32.736	24.253	35.149	33.334	113.5	8:05.985
4	B	1:31.368	24.052	34.464	32.852	115.2	9:37.353
5	B	1:30.419	23.838	33.924	32.657	116.5	11:07.772
6	B	1:30.641	23.997	33.924	32.720	116.2	12:38.413
7	B	1:29.944	23.679	33.860	32.405	117.1	14:08.357
8	B	1:29.902	23.926	33.720	32.256	117.1	15:38.259
9	B	1:29.579	23.592	33.686	32.301	117.5	17:07.838
10	B	1:31.116	23.679	34.079	33.358	115.6	18:38.954
11	B	1:29.514	23.635	33.500	32.379	117.6	20:08.468
12	A	6:17.219	23.629	33.790	5:19.800	27.9	26:25.687
13	A	1:53.832	35.671	36.514	41.647	92.5	28:19.519
14	A	12:27.318	40.659	52.489	...	14.1	40:46.837
15	A	1:59.298	43.904	38.480	36.914	88.3	42:46.135
16	A	1:34.088	24.930	34.992	34.166	111.9	44:20.223
17	A	1:35.196	24.674	34.962	35.560	110.6	45:55.419