

# FIA Formula E Championship

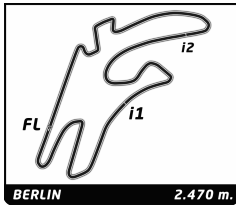
## Round 8 - Berlin ePrix

### Non Qualifying Practice 2

### Analysis

Official Timekeeper TAGHeuer

								<span style="color: green;">■</span> Personal Best <span style="color: purple;">■</span> Session Best <span style="color: blue;">■</span> Crossing the finish line in pit lane							
Lap	C	Time	Sector 1	Sector 2	Sector 3	Kph	Elapsed	Lap	Time	Sector 1	Sector 2	Sector 3	Kph	Elapsed	
<b>2</b>	<b>Sam Bird</b> (GBR) Virgin Racing Formula E Team							Spark - Renault SRT_01 E							
1	B	1:43.236	42.681	24.230	36.325	86.1	1:43.236								
2	B	1:26.775	29.488	23.443	33.844	102.5	3:10.011								
3	B	1:26.750	29.609	23.175	33.966	102.5	4:36.761								
4	B	1:26.225	29.494	23.191	33.540	103.1	6:02.986								
5	B	1:26.136	29.779	23.140	33.217	103.2	7:29.122								
6	B	1:25.276	29.364	22.684	33.228	104.3	8:54.398								
7	B	1:25.666	29.337	22.864	33.465	103.8	10:20.064								
8	B	1:33.237	29.383	23.431	40.423	95.4	11:53.301								
9	B	1:24.998	29.179	22.588	33.231	104.6	13:18.299								
10	A	7:22.166 <b>B</b>	29.495	22.767	6:29.904	20.1	20:40.465								
11	A	1:35.378	34.703	24.842	35.833	93.2	22:15.843								
12	A	1:23.383	28.637	22.378	32.368	106.6	23:39.226								
13	A	1:59.350	44.871	37.146	37.333	74.5	25:38.576								
14	A	1:22.856	28.348	22.133	32.375	107.3	27:01.432								
<b>3</b>	<b>Jaime Alguersuari</b> (ESP) Virgin Racing Formula E Team							Spark - Renault SRT_01 E							
1	B	1:40.478	42.235	23.756	34.487	88.5	1:40.478								
2	B	1:26.043	29.445	22.955	33.643	103.3	3:06.521								
3	B	1:25.681	29.252	23.100	33.329	103.8	4:32.202								
4	B	1:26.780	29.819	23.293	33.668	102.5	5:58.982								
5	B	1:26.553	29.620	23.263	33.670	102.7	7:25.535								
6	B	1:26.284	29.655	23.085	33.544	103.1	8:51.819								
7	A	7:01.874 <b>B</b>	29.412	23.486	6:08.976	21.1	15:53.693								
8	A	1:32.245	33.776	23.186	35.283	96.4	17:25.938								
9	A	1:23.154	28.655	21.956	32.543	106.9	18:49.092								
10	A	1:56.122	40.956	28.927	46.239	76.6	20:45.214								
11	A	1:22.255	28.131	22.007	32.117	108.1	22:07.469								
12	B	4:33.660 <b>B</b>	38.357	30.983	3:24.320	32.5	26:41.129								
13	B	1:30.784	33.872	23.325	33.587	97.9	28:11.913								
14	B	1:25.983	29.602	22.945	33.436	103.4	29:37.896								
15	B	1:25.850	29.447	22.955	33.448	103.6	31:03.746								
<b>5</b>	<b>Karun Chandhok</b> (IND) Mahindra Racing Formula E Team							Spark - Renault SRT_01 E							
1	A	2:31.794	1:21.710	23.493	46.591	58.6	2:31.794								
2	A	1:26.419	29.609	23.008	33.802	102.9	3:58.213								
3	A	1:25.494	29.274	23.027	33.193	104.0	5:23.707								
4	A	1:25.869	29.263	23.455	33.151	103.6	6:49.576								
5	A	1:25.641	29.449	22.979	33.213	103.8	8:15.217								
6	A	1:25.529	29.365	22.798	33.366	104.0	9:40.746								
7	A	1:25.405	29.462	22.936	33.007	104.1	11:06.151								
8	A	1:25.700	29.465	22.942	33.293	103.8	12:31.851								
9	A	1:26.290	29.942	23.061	33.287	103.0	13:58.141								
10	B	4:51.817 <b>B</b>	31.218	23.768	3:56.831	30.5	18:49.958								
11	B	1:33.518	34.497	24.283	34.738	95.1	20:23.476								
12	B	1:29.875	30.083	23.779	36.013	98.9	21:53.351								
13	B	1:23.653	28.869	22.397	32.387	106.3	23:17.004								
14	B	1:40.985	33.875	27.013	40.097	88.1	24:57.989								
15	B	1:30.472	30.485	24.054	35.933	98.3	26:28.461								
16	B	1:23.342	28.623	22.302	32.417	106.7	27:51.803								
17	B	1:29.712	32.659	23.392	33.661	99.1	29:21.515								
18	B	1:25.589	29.389	22.841	33.359	103.9	30:47.104								
<b>6</b>	<b>Loïc Duval</b> (FRA) Dragon Racing Formula E Team							Spark - Renault SRT_01 E							
1	A	2:26.070	1:14.287	25.156	46.627	60.9	2:26.070								
2	A	1:25.766	29.354	23.364	33.048	103.7	3:51.836								
3	A	1:24.441	28.990	22.596	32.855	105.3	5:16.277								
4	A	1:26.216	29.469	23.704	33.043	103.1	6:42.493								
5	A	1:25.161	29.331	22.862	32.968	104.4	8:07.654								
6	A	1:25.085	29.338	22.846	32.901	104.5	9:32.739								
7	A	1:24.898	29.168	22.715	33.015	104.7	10:57.637								
8	A	1:25.319	29.147	22.899	33.273	104.2	12:22.956								
9	A	1:25.730	29.350	22.924	33.456	103.7	13:48.686								
10	A	1:25.825	29.629	22.925	33.271	103.6	15:14.511								
11	B	4:43.283 <b>B</b>	29.363	23.008	3:50.912	31.4	19:57.794								
12	B	1:42.042	40.877	25.367	35.798	87.1	21:39.836								
13	B	1:27.841	29.403	23.005	35.433	101.2	23:07.677								
14	B	1:23.230	28.537	22.190	32.503	106.8	24:30.907								
15	B	1:39.850	36.221	27.827	35.802	89.1	26:10.757								
16	B	1:25.038	29.220	22.587	33.231	104.6	27:35.795								
17	B	1:22.601	28.444	22.118	32.039	107.7	28:58.396								
<b>7</b>	<b>Jérôme D'Ambrosio</b> (BEL) Dragon Racing Formula E Team							Spark - Renault SRT_01 E							
1	A	2:27.244	1:15.445	24.820	46.979	60.4	2:27.244								
2	A	1:25.793	29.405	22.826	33.562	103.6	3:53.037								
3	A	1:24.778	29.204	22.634	32.940	104.9	5:17.815								
4	A	1:26.514	29.200	23.585	33.729	102.8	6:44.329								
5	A	1:24.854	29.089	22.675	33.090	104.8	8:09.183								
6	A	1:25.416	29.265	22.933	33.218	104.1	9:34.599								
7	A	1:25.338	29.265	22.785	33.288	104.2	10:59.937								
8	A	1:25.175	29.183	22.868	33.124	104.4	12:25.112								
9	A	1:24.736	29.236	22.568	32.932	104.9	13:49.848								
10	B	4:18.352 <b>B</b>	29.982	22.587	3:25.783	34.4	18:08.200								
11	B	1:31.718	34.068	23.512	34.138	96.9	19:39.918								
12	B	1:31.015	30.572	24.946	35.497	97.7	21:10.933								
13	B	1:23.198	28.445	22.565	32.188	106.9	22:34.131								
14	B	1:43.112	36.241	27.291	39.580	86.2	24:17.243								
15	B	1:32.709	34.042	23.224	35.443	95.9	25:49.952								
16	B	1:22.197	28.166	21.960	32.071	108.2	27:12.149								
<b>8</b>	<b>Nicolas Prost</b> (FRA) Team e.dams Renault							Spark - Renault SRT_01 E							
1	A	1:36.133	38.386	23.687	34.060	92.5	1:36.133								
2	A	1:28.359	31.515	23.131	33.713	100.6	3:04.492								
3	A	1:30.569	30.255	26.100	34.214	98.2	4:35.061								
4	A	1:30.221	29.249	24.081	36.891	98.6	6:05.282								
5	A	1:26.106	29.223	22.800	34.083	103.3	7:31.388								
6	A	1:25.105	29.373	22.653	33.079	104.5	8:56.493								
7	A	1:25.699	29.593	22.818	33.288	103.8	10:22.192								
8	A	1:25.149	29.201	22.552	33.396	104.4	11:47.341								
9	B	4:34.038 <b>B</b>	29.449	23.151	3:41.438	32.4	16:21.379								
10	B	1:34.787	33.927	23.095	37.765	93.8	17:56.166								
11	B	1:22.192	28.269	21.832	32.091	108.2	19:18.358								
12	B	1:46.458	40.288	31.294	34.876	83.5	21:04.816								
13	B	1:22.358	28.297	21.922	32.139	108.0	22:27.174								
14	A	3:21.642 <b>B</b>	32.436	24.905	2:24.301	44.1	25:48.816								
15	A	1:31.379	34.243	23.668	33.468	97.3	27:20.195								



# FIA Formula E Championship

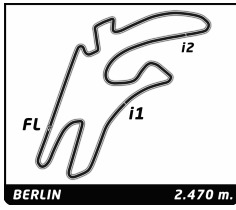
## Round 8 - Berlin ePrix

### Non Qualifying Practice 2

### Analysis

Official Timekeeper

Lap	C	Time	Sector 1	Sector 2	Sector 3	Kph	Elapsed	Lap	Time	Sector 1	Sector 2	Sector 3	Kph	Elapsed	
16	A	1:24.706	29.107	22.545	33.054	105.0	28:44.901	1	B	2:07.673	56.171	25.846	45.656	69.6	2:07.673
17	A	1:26.388	29.651	23.172	33.565	102.9	30:11.289	2	B	1:26.108	29.587	23.134	33.387	103.3	3:33.781
<b>9 Sébastien Buemi</b> CHE Team e.dams Renault Spark - Renault SRT_01 E								<b>21 Bruno Senna</b> BRA Mahindra Racing Formula E Team Spark - Renault SRT_01 E							
1	B	1:34.998	37.420	23.716	33.862	93.6	1:34.998	1	B	2:02.079	53.883	25.773	42.423	72.8	2:02.079
2	B	1:27.958	30.741	23.403	33.814	101.1	3:02.956	2	B	1:26.285	29.938	22.824	33.523	103.1	3:28.364
3	B	1:28.736	31.326	23.551	33.859	100.2	4:31.692	3	B	1:26.515	29.510	23.512	33.493	102.8	4:54.879
4	B	1:26.820	29.951	23.275	33.594	102.4	5:58.512	4	B	1:25.866	29.473	22.954	33.439	103.6	6:20.745
5	B	1:26.554	29.700	23.210	33.644	102.7	7:25.066	5	B	4:31.990B	30.789	23.736	3:37.465	32.7	10:52.735
6	B	1:25.998	29.678	23.076	33.244	103.4	8:51.064	6	B	1:29.251	32.697	23.203	33.351	99.6	12:21.986
7	A	4:50.090B	29.833	23.095	3:57.162	30.7	13:41.154	7	B	1:25.420	29.297	22.825	33.298	104.1	13:47.406
8	A	1:56.904	43.733	28.709	44.462	76.1	15:38.058	8	A	5:15.621B	29.329	22.916	4:23.376	28.2	19:03.027
9	A	1:41.224	40.245	25.504	35.475	87.8	17:19.282	9	A	1:32.348	34.816	23.221	34.311	96.3	20:35.375
10	A	1:22.452	28.201	22.113	32.138	107.8	18:41.734	10	A	1:23.927	28.415	22.288	33.224	105.9	21:59.302
11	A	4:49.556B	35.444	26.268	3:47.844	30.7	23:31.290	11	A	1:49.672	36.033	32.067	41.572	81.1	23:48.974
12	A	1:33.648	34.629	25.005	34.014	95.0	25:04.938	12	A	1:47.089	37.254	28.150	41.685	83.0	25:36.063
13	A	1:25.347	29.477	22.811	33.059	104.2	26:30.285	13	A	1:40.037	39.042	26.280	34.715	88.9	27:16.100
14	A	1:27.182	30.589	23.237	33.356	102.0	27:57.467	14	A	1:22.982	28.285	22.401	32.296	107.2	28:39.082
15	A	1:25.942	29.523	23.041	33.378	103.5	29:23.409	<b>23 Nick Heidfeld</b> DEU Venturi Formula E Team Spark - Renault SRT_01 E							
16	A	1:26.857	29.985	23.229	33.643	102.4	30:50.266	1	A	2:22.985	1:03.296	32.113	47.576	62.2	2:22.985
<b>10 Jarno Trulli</b> ITA Trulli Formula E Team Spark - Renault SRT_01 E								<b>27 Jean-Eric Vergne</b> FRA Andretti Autosport Formula E Team Spark - Renault SRT_01 E							
1	B	2:14.549	1:03.607	24.789	46.153	66.1	2:14.549	1	A	1:44.643	31.809	26.499	46.335	85.0	4:07.628
2	B	1:26.404	29.559	23.164	33.681	102.9	3:40.953	2	A	1:22.820	28.378	22.120	32.322	107.4	5:30.448
3	B	1:26.154	29.379	22.855	33.920	103.2	5:07.107	3	A	5:12.461B	32.733	25.007	4:14.721	28.5	10:42.909
4	B	2:08.914	44.225	38.033	46.656	69.0	7:16.021	4	B	1:44.894	38.425	25.306	41.163	84.8	12:27.803
5	B	1:23.882	28.774	22.400	32.708	106.0	8:39.903	5	B	1:40.338	31.162	26.615	42.561	88.6	14:08.141
6	A	5:15.119B	35.125	26.996	4:12.998	28.2	13:55.022	6	B	1:23.077	28.390	22.255	32.432	107.0	15:31.218
7	A	1:34.105	35.756	24.065	34.284	94.5	15:29.127	7	B	1:23.077	28.390	22.255	32.432	107.0	15:31.218
8	A	1:26.013	29.681	22.946	33.386	103.4	16:55.140	8	A	5:47.053B	32.468	25.500	4:49.085	25.6	21:18.271
9	A	1:46.087	34.382	33.829	37.876	83.8	18:41.227	9	A	1:33.365	32.753	23.434	37.178	95.2	22:51.636
10	A	1:36.455	28.547	30.009	37.899	92.2	20:17.682	10	A	1:25.131	29.236	22.736	33.159	104.5	24:16.767
11	A	1:25.745	29.589	22.941	33.215	103.7	21:43.427	11	A	1:25.093	29.117	22.716	33.260	104.5	25:41.860
12	A	1:27.098	29.873	23.438	33.787	102.1	23:10.525	<b>11 Lucas di Grassi</b> BRA Audi Sport ABT Formula E Team Spark - Renault SRT_01 E							
13	A	4:23.818B	30.063	23.622	3:30.133	33.7	27:34.343	1	A	1:36.589	39.097	23.332	34.160	92.1	1:36.589
14	A	1:37.276	33.150	28.303	35.823	91.4	29:11.619	2	A	1:26.779	30.052	23.071	33.656	102.5	3:03.368
15	A	1:37.357	28.461	28.297	40.599	91.3	30:48.976	3	A	1:26.012	29.975	22.994	33.043	103.4	4:29.380
<b>18 Vitantonio Liuzzi</b> ITA Trulli Formula E Team Spark - Renault SRT_01 E								<b>11 Lucas di Grassi</b> BRA Audi Sport ABT Formula E Team Spark - Renault SRT_01 E							
1	A	1:25.694	29.487	22.747	33.460	103.8	5:55.074	4	A	1:25.131	29.236	22.736	33.159	104.5	24:16.767
2	A	1:25.162	29.142	22.920	33.100	104.4	7:20.236	5	A	1:25.093	29.117	22.716	33.260	104.5	25:41.860
3	A	4:40.084B	29.738	22.702	3:47.644	31.7	12:00.320	6	A	1:31.881	33.470	23.900	34.511	96.8	14:19.200
4	B	1:43.649	40.027	26.828	36.794	85.8	13:43.969	7	A	1:24.782	29.151	22.451	33.180	104.9	17:09.113
5	A	1:39.600	35.254	25.972	38.374	89.3	15:23.569	8	A	1:24.642	29.254	22.418	32.970	105.1	18:33.755
6	B	1:22.214	28.330	21.786	32.098	108.2	16:45.783	9	A	1:24.642	29.254	22.418	32.970	105.1	18:33.755
7	B	1:44.826	40.618	28.802	35.406	84.8	18:30.609	10	A	1:24.642	29.254	22.418	32.970	105.1	18:33.755
8	B	1:22.032	28.106	21.880	32.046	108.4	19:52.641	11	A	1:24.642	29.254	22.418	32.970	105.1	18:33.755



# FIA Formula E Championship

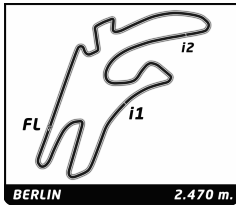
## Round 8 - Berlin ePrix

### Non Qualifying Practice 2

### Analysis

Official Timekeeper

Lap	C	Time	Sector 1	Sector 2	Sector 3	Kph	Elapsed	Lap	Time	Sector 1	Sector 2	Sector 3	Kph	Elapsed	
<b>66 Daniel Abt</b> DEU															
Audi Sport ABT Formula E Team Spark - Renault SRT_01 E															
1	A	2:00.192	52.426	23.913	43.853	74.0	2:00.192	1	A	2:00.192	52.426	23.913	43.853	74.0	2:00.192
2	A	1:25.155	29.211	22.849	33.095	104.4	3:25.347	2	A	1:25.155	29.211	22.849	33.095	104.4	3:25.347
3	A	1:25.134	29.226	22.758	33.150	104.4	4:50.481	3	A	1:25.134	29.226	22.758	33.150	104.4	4:50.481
4	A	1:24.987	29.367	22.525	33.095	104.6	6:15.468	4	A	1:24.987	29.367	22.525	33.095	104.6	6:15.468
5	A	1:25.001	<b>29.127</b>	22.575	33.299	104.6	7:40.469	5	A	1:25.001	<b>29.127</b>	22.575	33.299	104.6	7:40.469
6	A	1:41.964	29.382	29.774	42.808	87.2	9:22.433	6	A	1:41.964	29.382	29.774	42.808	87.2	9:22.433
7	A	<b>1:24.773</b>	29.209	22.435	33.129	104.9	10:47.206	7	A	<b>1:24.773</b>	29.209	22.435	33.129	104.9	10:47.206
8	B	7:34.125 <b>B</b>	30.053	22.701	6:41.371	19.6	18:21.331	8	B	7:34.125 <b>B</b>	30.053	22.701	6:41.371	19.6	18:21.331
9	B	1:42.630	38.924	27.102	36.604	86.6	20:03.961	9	B	1:42.630	38.924	27.102	36.604	86.6	20:03.961
10	B	1:46.095	35.963	28.888	41.244	83.8	21:50.056	10	B	1:46.095	35.963	28.888	41.244	83.8	21:50.056
11	B	1:33.140	36.712	<b>22.417</b>	34.011	95.5	23:23.196	11	B	1:33.140	36.712	<b>22.417</b>	34.011	95.5	23:23.196
12	B	1:33.000	35.370	<b>22.629</b>	35.001	95.6	24:56.196	12	B	1:33.000	35.370	<b>22.629</b>	35.001	95.6	24:56.196
13	B	1:52.549	29.953	32.788	49.808	79.0	26:48.745	13	B	1:52.549	29.953	32.788	49.808	79.0	26:48.745
14	B	1:26.438	30.886	22.459	<b>33.093</b>	102.9	28:15.183	14	B	1:26.438	30.886	22.459	<b>33.093</b>	102.9	28:15.183
<b>28 Scott Speed</b> USA															
Andretti Autosport Formula E Team Spark - Renault SRT_01 E															
1	B	1:51.597	50.500	23.028	38.069	79.7	1:51.597	1	B	1:51.597	50.500	23.028	38.069	79.7	1:51.597
2	B	1:25.336	29.195	22.985	33.156	104.2	3:16.933	2	B	1:25.336	29.195	22.985	33.156	104.2	3:16.933
3	B	1:26.544	29.182	22.576	34.786	102.7	4:43.477	3	B	1:26.544	29.182	22.576	34.786	102.7	4:43.477
4	B	1:24.752	29.006	22.442	33.304	104.9	6:08.229	4	B	1:24.752	29.006	22.442	33.304	104.9	6:08.229
5	B	1:25.075	29.140	22.748	33.187	104.5	7:33.304	5	B	1:25.075	29.140	22.748	33.187	104.5	7:33.304
6	A	7:16.791 <b>B</b>	30.783	24.371	6:21.637	20.4	14:50.095	6	A	7:16.791 <b>B</b>	30.783	24.371	6:21.637	20.4	14:50.095
7	A	1:31.679	35.361	22.937	33.381	97.0	16:21.774	7	A	1:31.679	35.361	22.937	33.381	97.0	16:21.774
8	A	1:30.564	29.146	25.216	36.202	98.2	17:52.338	8	A	1:30.564	29.146	25.216	36.202	98.2	17:52.338
9	A	<b>1:22.308</b>	28.088	<b>22.022</b>	<b>32.198</b>	108.0	19:14.646	9	A	<b>1:22.308</b>	28.088	<b>22.022</b>	<b>32.198</b>	108.0	19:14.646
10	A	1:40.037	39.259	25.352	35.426	88.9	20:54.683	10	A	1:40.037	39.259	25.352	35.426	88.9	20:54.683
11	A	1:23.258	<b>27.956</b>	22.874	32.428	106.8	22:17.941	11	A	1:23.258	<b>27.956</b>	22.874	32.428	106.8	22:17.941
12	A	1:36.437	34.196	27.227	35.014	92.2	23:54.378	12	A	1:36.437	34.196	27.227	35.014	92.2	23:54.378
13	A	4:46.109 <b>B</b>	30.182	23.697	3:52.230	31.1	28:40.487	13	A	4:46.109 <b>B</b>	30.182	23.697	3:52.230	31.1	28:40.487
14	A	1:28.682	33.178	22.603	32.901	100.3	30:09.169	14	A	1:28.682	33.178	22.603	32.901	100.3	30:09.169
<b>30 Stéphane Sarrazin</b> FRA															
Venturi Formula E Team Spark - Renault SRT_01 E															
1	B	3:08.595	2:08.566	24.262	35.767	47.1	3:08.595	1	B	3:08.595	2:08.566	24.262	35.767	47.1	3:08.595
2	B	1:27.192	29.669	23.800	33.723	102.0	4:35.787	2	B	1:27.192	29.669	23.800	33.723	102.0	4:35.787
3	B	1:24.511	28.657	22.648	33.206	105.2	6:00.298	3	B	1:24.511	28.657	22.648	33.206	105.2	6:00.298
4	B	1:27.159	30.598	23.118	33.443	102.0	7:27.457	4	B	1:27.159	30.598	23.118	33.443	102.0	7:27.457
5	B	1:25.973	29.498	22.987	33.488	103.4	8:53.430	5	B	1:25.973	29.498	22.987	33.488	103.4	8:53.430
6	B	1:26.075	29.541	23.052	33.482	103.3	10:19.505	6	B	1:26.075	29.541	23.052	33.482	103.3	10:19.505
7	B	3:00.500 <b>B</b>	29.449	23.076	2:07.975	49.3	13:20.005	7	B	3:00.500 <b>B</b>	29.449	23.076	2:07.975	49.3	13:20.005
8	B	1:28.841	32.363	23.132	33.346	100.1	14:48.846	8	B	1:28.841	32.363	23.132	33.346	100.1	14:48.846
9	B	1:25.749	29.665	22.915	33.169	103.7	16:14.595	9	B	1:25.749	29.665	22.915	33.169	103.7	16:14.595
10	A	3:27.597 <b>B</b>	29.488	23.156	2:34.953	42.8	19:42.192	10	A	3:27.597 <b>B</b>	29.488	23.156	2:34.953	42.8	19:42.192
11	A	1:30.251	32.899	23.584	33.768	98.5	21:12.443	11	A	1:30.251	32.899	23.584	33.768	98.5	21:12.443
12	A	1:27.732	29.290	23.111	35.331	101.4	22:40.175	12	A	1:27.732	29.290	23.111	35.331	101.4	22:40.175
13	A	<b>1:23.315</b>	<b>28.583</b>	<b>22.381</b>	<b>32.351</b>	106.7	24:03.490	13	A	<b>1:23.315</b>	<b>28.583</b>	<b>22.381</b>	<b>32.351</b>	106.7	24:03.490
14	A	1:28.941	31.487	23.623	33.831	100.0	25:32.431	14	A	1:28.941	31.487	23.623	33.831	100.0	25:32.431
15	A	1:26.835	29.668	23.595	33.572	102.4	26:59.266	15	A	1:26.835	29.668	23.595	33.572	102.4	26:59.266
<b>55 Antonio Felix da Costa</b> PRT															
Amlin Aguri Spark - Renault SRT_01 E															
1	A	1:55.284	51.229	23.458	40.597	77.1	1:55.284	1	A	1:55.284	51.229	23.458	40.597	77.1	1:55.284
2	A	1:25.725	29.426	22.582	33.717	103.7	3:21.009	2	A	1:25.725	29.426	22.582	33.717	103.7	3:21.009
3	A	1:25.069	29.238	22.650	33.181	104.5	4:46.078	3	A	1:25.069	29.238	22.650	33.181	104.5	4:46.078
4	A	2:15.884	56.213	41.238	38.433	65.4	7:01.962	4	A	2:15.884	56.213	41.238	38.433	65.4	7:01.962
5	A	1:24.818	29.133	22.560	33.125	104.8	8:26.780	5	A	1:24.818	29.133	22.560	33.125	104.8	8:26.780
6	B	9:25.979 <b>B</b>	30.386	22.799	8:32.794	15.7	17:52.759	6	B	9:25.979 <b>B</b>	30.386	22.799	8:32.794	15.7	17:52.759
7	B	1:35.324	36.727	24.383	34.214	93.3	19:28.083	7	B	1:35.324	36.727	24.383	34.214	93.3	19:28.083
8	B	1:29.844	28.944	22.700	38.200	99.0	20:57.927	8	B	1:29.844	28.944	22.700	38.200	99.0	20:57.927
9	B	1:23.183	28.584	<b>22.287</b>	<b>32.312</b>	106.9	22:21.110	9	B	1:23.183	28.584	<b>22.287</b>	<b>32.312</b>	106.9	22:21.110
10	B	2:07.263	53.462	34.694	39.107	69.9	24:28.373	10	B	2:07.263	53.462	34.694	39.107	69.9	24:28.373
11	B	<b>1:22.584</b>	<b>28.152</b>	<b>22.025</b>	32.407	107.7	25:50.957	11	B	<b>1:22.584</b>	<b>28.152</b>	<b>22.025</b>	32.407	107.7	25:50.957
<b>77 Salvador Duran</b> MEX															
Amlin Aguri Spark - Renault SRT_01 E															
1	B	2:12.658	1:00.143	23.612	48.903	67.0	2:12.658	1	B	2:12.658	1:00.143	23.612	48.903	67.0	2:12.658
2	B	1:25.751	29.607	22.815	33.329	103.7	3:38.409	2	B	1:25.751	29.607	22.815	33.329	103.7	3:38.409
3	B	4:01.401 <b>B</b>	29.960	22.906	3:08.535	36.8	7:39.810	3	B	4:01.401 <b>B</b>	29.960	22.906	3:08.535	36.8	7:39.810
4	B	1:36.803	32.836	23.498	40.469	91.9	9:16.613	4	B	1:36.803	32.836	23.498	40.469	91.9	9:16.613
5	B	1:25.356	29.264	22.799	33.293	104.2	10:41.969	5	B	1:25.356	29.264	22.799	33.293	104.2	10:41.969
6	B	1:25.248	29.214	22.654	33.380	104.3	12:07.217	6	B	1:25.248	29.214	22.654	33.380	104.3	12:07.217
7	B	1:27.225	29.857	23.380	33.988	101.9	13:34.442	7	B	1:27.225	29.857	23.380	33.988	101.9	13:34.442
8	B	1:27.488	29.941	23.503	34.044	101.6	15:01.930	8	B						



# FIA Formula E Championship

## Round 8 - Berlin ePrix

### Non Qualifying Practice 2

### Analysis

Official Timekeeper TAG Heuer

■ Personal Best   
 ■ Session Best   
 ■ B Crossing the finish line in pit lane

Lap	C	Time	Sector 1	Sector 2	Sector 3	Kph	Elapsed	Lap	Time	Sector 1	Sector 2	Sector 3	Kph	Elapsed	
<b>99</b>		<b>Nelson Piquet JR</b>						BRA							
		NEXTEV TCR Formula E Team						Spark - Renault SRT_01 E							
1	A	1:45.734	47.020	22.988	35.726	84.1	1:45.734								
2	A	1:25.606	29.717	22.892	32.997	103.9	3:11.340								
3	A	1:30.144	29.212	22.943	37.989	98.6	4:41.484								
4	A	1:24.880	29.091	22.717	33.072	104.8	6:06.364								
5	A	1:25.473	29.317	22.637	33.519	104.0	7:31.837								
6	A	1:27.926	29.552	25.127	33.247	101.1	8:59.763								
7	A	1:24.774	29.106	22.636	33.032	104.9	10:24.537								
8	A	1:25.744	29.151	23.052	33.541	103.7	11:50.281								
9	A	1:26.220	29.866	22.908	33.446	103.1	13:16.501								
10	A	1:25.841	29.653	22.812	33.376	103.6	14:42.342								
11	B	5:32.889 <b>B</b>	30.050	22.945	4:39.894	26.7	20:15.231								
12	B	1:39.066	40.060	23.576	35.430	89.8	21:54.297								
13	B	1:25.345	29.085	22.985	33.275	104.2	23:19.642								
14	B	1:22.544	<b>28.239</b>	22.025	32.280	107.7	24:42.186								
15	B	1:42.428	36.714	31.334	34.380	86.8	26:24.614								
16	B	<b>1:22.416</b>	28.310	<b>21.953</b>	<b>32.153</b>	107.9	27:47.030								