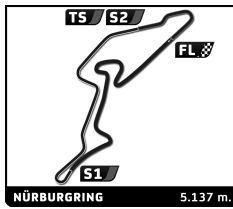


FIA WEC
6 Hours of Nürburgring
Free Practice 1
Sector Analysis

■ Personal Best ■ Session Best B Crossing the finish line in pit lane

Lap	D	Time	Sector 1	Sector 2	Sector 3	T. Spd	Elapsed	Lap	D	Time	Sector 1	Sector 2	Sector 3	T. Spd	Elapsed
1 Toyota Racing 1. Anthony DAVIDSON 2. Sébastien BUEMI 3. Kazuki NAKAJIMA Toyota TS 040 - Hybrid LMP1 - H								17	2	1:46.460	49.604	37.321	19.535	298.5	53:59.419
1	1	2:11.177	1:10.486	41.753	18.938	291.0	2:11.177	18	2	1:45.040	49.248	37.369	18.423	299.2	55:44.459
2	1	1:51.676	53.012	40.417	18.247	293.2	4:02.853	19	2	2:29.507 B	49.500	58.735	41.272	85.8	58:13.966
3	1	1:51.157	52.940	40.263	17.954	294.0	5:54.010	20	2	19:16.740	...	38.288	17.236	294.0	1:17:30.706
4	1	1:51.081	52.595	40.021	18.465	294.0	7:45.091	21	2	1:41.812	48.471	36.676	16.665	296.2	1:19:12.518
5	1	1:50.962	52.312	40.327	18.323	293.2	9:36.053	22	2	1:42.767	49.216	36.895	16.656	293.2	1:20:55.285
6	1	1:50.767	52.404	40.372	17.991	288.2	11:26.820	23	2	1:53.494 B	49.186	39.322	24.986	298.5	1:22:48.779
7	1	1:49.982	52.004	39.759	18.219	297.0	13:16.802	24	3	2:59.930	2:01.567	40.897	17.466	296.2	1:25:48.709
8	1	1:50.883	52.239	39.944	18.700	286.1	15:07.685	25	3	1:46.146	50.600	38.506	17.040	285.4	1:27:34.855
9	1	1:56.280 B	52.174	39.953	24.153	299.2	17:03.965	26	3	1:45.100	49.655	38.636	16.809	297.0	1:29:19.955
10	1	7:54.987	6:56.469	40.163	18.355	294.7	24:58.952	27	3	1:45.447	49.556	37.946	17.945	297.7	1:31:05.402
11	1	1:49.231	52.203	38.709	18.319	295.5	26:48.183	4 Team Bykolles 1. Simon TRUMMER 2. Pierre KAFFER CLM P1/01 - AER LMP1							
12	1	1:49.374	51.141	38.197	20.036	298.5	28:37.557	1	1	6:06.143	4:53.524	49.426	23.193	257.7	6:06.143
13	1	1:48.612	52.438	38.187	17.987	296.2	30:26.169	2	1	2:08.293	1:00.940	45.971	21.382	276.6	8:14.436
14	1	1:46.650	50.339	37.829	18.482	299.2	32:12.819	3	1	2:04.840	59.228	45.072	20.540	284.7	10:19.276
15	1	1:52.766 B	51.118	38.092	23.556	301.5	34:05.585	4	1	2:05.502	58.861	45.783	20.858	270.2	12:24.778
16	1	3:27.781	2:31.845	37.162	18.774	296.2	37:33.366	5	1	2:05.028	59.746	44.659	20.623	281.2	14:29.806
17	1	1:45.738	50.232	37.002	18.504	297.0	39:19.104	6	1	2:02.997	58.337	44.283	20.377	284.0	16:32.803
18	1	1:44.516	49.629	36.811	18.076	296.2	41:03.620	7	1	2:04.418	57.976	45.083	21.359	269.6	18:37.221
19	1	1:50.936 B	49.545	37.631	23.760	303.1	42:54.556	8	1	2:13.175 B	58.058	46.227	28.890	267.7	20:50.396
20	2	6:57.843	5:59.021	39.089	19.733	284.0	49:52.399	9	1	29:02.981	...	42.936	20.539	259.4	49:53.377
21	2	1:46.729	50.180	37.701	18.848	296.2	51:39.128	10	1	1:52.598	52.848	40.278	19.472	286.8	51:45.975
22	2	1:45.363	50.399	36.975	17.989	293.2	53:24.491	11	1	1:54.522	53.805	41.202	19.515	286.8	53:40.497
23	2	1:45.045	49.264	38.095	17.686	290.3	55:09.536	12	1	3:50.170	52.822	40.287	2:17.061	288.2	57:30.667
24	2	1:44.854	48.787	36.815	19.252	298.5	56:54.390	13	1	4:01.298 B	1:39.375	1:33.254	48.669	80.6	1:01:31.965
25	2	3:37.293 B	1:28.481	1:30.796	38.016	85.7	1:00:31.683	14	1	4:22.498	3:20.657	41.748	20.093	284.7	1:05:54.463
26	2	13:07.440	...	37.257	16.879	296.2	1:13:39.123	15	1	1:53.139	52.859	40.826	19.454	269.6	1:07:47.602
27	2	1:42.987	49.813	36.643	16.531	295.5	1:15:22.110	16	1	1:51.679	52.191	40.188	19.300	287.5	1:09:39.281
28	2	1:42.541	48.756	37.096	16.689	294.7	1:17:04.651	17	1	1:52.217	52.213	40.574	19.430	288.9	1:11:31.498
29	2	1:45.286	49.891	38.045	17.350	287.5	1:18:49.937	18	1	2:04.328 B	53.708	42.244	28.376	280.6	1:13:35.826
30	2	1:51.899 B	50.832	37.888	23.179	300.0	1:20:41.836	19	2	4:27.815	3:28.706	40.518	18.591	287.5	1:18:03.641
31	3	3:17.585	2:20.004	39.239	18.342	294.7	1:23:59.421	20	2	1:50.586	52.443	39.848	18.295	289.6	1:19:54.227
32	3	1:46.569	50.515	39.283	16.771	295.5	1:25:45.990	21	2	1:50.264	52.855	39.678	17.731	288.2	1:21:44.491
33	3	1:44.676	49.687	38.352	16.637	296.2	1:27:30.666	22	2	1:49.926	51.949	40.232	17.745	288.9	1:23:34.417
34	3	1:44.197	49.689	37.755	16.753	297.0	1:29:14.863	23	2	1:50.292	52.140	40.315	17.837	287.5	1:25:24.709
35	3	1:43.283	49.406	37.410	16.467	297.0	1:30:58.146	24	2	1:49.274	51.900	39.547	17.827	290.3	1:27:13.983
2 Toyota Racing 1. Alexander WURZ 2. Stéphane SARRAZIN 3. Mike CONWAY Toyota TS 040 - Hybrid LMP1 - H								25	2	1:51.982	53.584	40.743	17.655	287.5	1:29:05.965
1	1	2:14.460 B	1:08.338	41.195	24.927	290.3	2:14.460	26	2	1:52.208	52.601	40.593	19.014	288.9	1:30:58.173
2	1	9:02.219	8:03.136	40.895	18.188	296.2	11:16.679	7 Audi Sport Team Joest 1. Marcel FÄSSLER 2. André LOTTERER 3. Benoît TRÉLUIER Audi R18 e-tron quattro LMP1 - H							
3	1	1:51.403	52.925	40.274	18.204	288.9	13:08.082	1	1	2:29.973	1:26.231	44.020	19.722	285.4	2:29.973
4	1	1:50.826	52.453	40.096	18.277	293.2	14:58.908	2	1	1:51.763	53.670	40.036	18.057	310.3	4:21.736
5	1	1:52.427	53.377	40.175	18.875	291.8	16:51.335	3	1	1:50.003	52.674	39.331	17.998	306.3	6:11.739
6	1	1:53.534	53.085	40.618	19.831	275.9	18:44.869	4	1	1:50.772	53.344	39.491	17.937	306.3	8:02.511
7	1	1:51.148	52.432	40.476	18.240	295.5	20:36.017	5	1	1:51.262	53.096	40.326	17.840	308.7	9:53.773
8	1	1:58.936 B	53.466	40.957	24.513	298.5	22:34.953	6	1	1:52.536	53.202	40.304	19.030	270.8	11:46.309
9	1	15:06.501	...	38.936	20.791	288.9	37:41.454	7	1	1:52.518	53.602	40.647	18.269	299.2	13:38.827
10	1	1:49.609	52.538	38.042	19.029	295.5	39:31.063	8	1	1:51.505	53.184	40.277	18.044	307.9	15:30.332
11	1	1:45.972	49.971	37.306	18.695	296.2	41:17.035	9	1	1:59.134 B	52.835	41.032	25.267	306.3	17:29.466
12	1	1:44.853	49.349	36.827	18.677	297.0	43:01.888	10	1	8:15.923	7:17.751	40.245	17.927	307.9	25:45.389
13	1	1:56.362 B	51.035	39.084	26.243	300.8	44:58.250	11	1	1:46.148	50.482	38.463	17.203	279.2	27:31.537
14	2	3:09.968	2:10.783	38.487	20.698	289.6	48:08.218	12	1	1:46.471	50.277	38.749	17.445	309.5	29:18.008
15	2	1:47.911	50.414	38.160	19.337	296.2	49:56.129	13	1	1:44.306	50.285	36.830	17.191	312.8	31:02.314
16	2	2:16.830	1:15.619	41.798	19.413	294.0	52:12.959	14	1	1:46.598	50.787	37.321	18.490	297.7	32:48.912



FIA WEC
6 Hours of Nürburgring
Free Practice 1

Sector Analysis

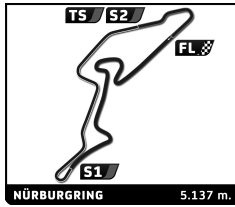
■ Personal Best ■ Session Best ■ Crossing the finish line in pit lane

Lap	D	Time	Sector 1	Sector 2	Sector 3	T. Spd	Elapsed	Lap	D	Time	Sector 1	Sector 2	Sector 3	T. Spd	Elapsed
15	1	1:48.053	51.854	38.144	18.055	307.1	34:36.965	29	2	1:42.008	47.575	37.395	17.038	307.9	1:09:54.785
16	1	1:49.458	50.420	38.823	20.215	308.7	36:26.423	30	2	1:41.609	48.181	36.557	16.871	309.5	1:11:36.394
17	1	2:12.209	58.549	50.401	23.259	186.9	38:38.632	31	2	1:50.180	48.800	37.722	23.658	310.3	1:13:26.574
18	1	2:25.382	1:06.941	49.834	28.607	200.3	41:04.014	32	3	3:37.646	2:41.107	38.696	17.843	307.9	1:17:04.220
19	2	8:24.751	7:06.844	49.457	28.450	215.5	49:28.765	33	3	1:47.134	52.599	37.871	16.664	311.2	1:18:51.354
20	2	2:19.931	1:24.550	37.507	17.874	309.5	51:48.696	34	3	1:45.019	50.031	38.689	16.299	309.5	1:20:36.373
21	2	1:43.480	50.016	36.249	17.215	307.9	53:32.176	35	3	1:42.690	49.621	36.788	16.281	310.3	1:22:19.063
22	2	1:43.228	48.445	37.529	17.254	310.3	55:15.404	36	3	1:42.570	49.239	37.056	16.275	310.3	1:24:01.633
23	2	1:41.038	47.876	35.841	17.321	312.0	56:56.442	37	3	1:42.838	48.692	38.166	15.980	309.5	1:25:44.471
24	2	3:39.979	1:29.541	1:32.108	38.330	85.5	1:00:36.421	38	3	1:43.131	49.553	37.447	16.131	309.5	1:27:27.602
25	2	3:39.335	2:44.720	37.303	17.312	307.9	1:04:15.756	39	3	1:42.897	49.602	37.250	16.045	296.2	1:29:10.499
26	2	1:40.214	48.066	36.000	16.148	310.3	1:05:55.970	40	3	1:42.348	48.648	37.169	16.531	308.7	1:30:52.847
27	2	1:39.201	47.554	35.829	15.818	310.3	1:07:35.171								
28	2	1:39.537	47.282	35.566	16.689	312.8	1:09:14.708								
29	2	1:40.215	47.668	36.449	16.098	313.7	1:10:54.923								
30	2	1:40.458	48.524	35.921	16.013	311.2	1:12:35.381								
31	2	1:40.425	47.693	36.434	16.298	314.5	1:14:15.806								
32	2	1:47.568	48.341	35.605	23.622	312.0	1:16:03.374								
33	3	2:38.585	1:43.230	37.709	17.646	308.7	1:18:41.959								
34	3	1:43.534	50.038	36.971	16.525	311.2	1:20:25.493								
35	3	1:41.187	48.720	36.262	16.205	306.3	1:22:06.680								
36	3	1:42.765	48.316	36.605	17.844	314.5	1:23:49.445								
37	3	1:43.313	48.382	38.126	16.805	310.3	1:25:32.758								
38	3	1:41.606	48.872	36.257	16.477	312.0	1:27:14.364								
39	3	1:40.159	47.934	35.872	16.353	311.2	1:28:54.523								
40	3	1:42.294	50.161	36.299	15.834	312.8	1:30:36.817								

8		Audi Sport Team Joest		Audi R18 e-tron quattro		LMP1 - H	
		1. Lucas DI GRASSI	3. Oliver JARVIS				
		2. Loïc DUVAL					
1	1	2:25.589	1:22.516	43.598	19.475	286.8	2:25.589
2	1	1:53.486	54.402	40.878	18.206	297.0	4:19.075
3	1	1:52.320	54.006	40.412	17.902	303.1	6:11.395
4	1	1:52.902	55.067	40.057	17.778	307.9	8:04.297
5	1	1:51.365	52.876	40.427	18.062	293.2	9:55.662
6	1	1:51.842	53.290	40.381	18.171	309.5	11:47.504
7	1	1:52.614	53.346	40.420	18.848	297.0	13:40.118
8	1	1:57.066	53.405	40.067	23.594	307.1	15:37.184
9	1	5:11.922	4:14.068	39.998	17.856	304.7	20:49.106
10	1	1:49.195	52.393	39.301	17.501	307.9	22:38.301
11	1	1:48.311	52.089	38.713	17.509	309.5	24:26.612
12	1	1:50.034	52.745	38.903	18.386	292.5	26:16.646
13	1	1:56.511	52.080	39.499	24.932	307.9	28:13.157
14	1	2:30.636	1:35.514	37.730	17.392	310.3	30:43.793
15	1	1:44.484	50.173	37.078	17.233	310.3	32:28.277
16	1	1:47.076	50.484	38.659	17.933	297.7	34:15.353
17	1	1:47.837	50.086	37.875	19.876	307.9	36:03.190
18	1	2:00.196	54.087	42.213	23.896	263.5	38:03.386
19	2	8:21.966	7:03.932	58.969	19.065	288.2	46:25.352
20	2	1:46.639	51.023	37.491	18.125	309.5	48:11.991
21	2	1:47.819	49.644	39.533	18.642	273.4	49:59.810
22	2	1:46.442	51.102	37.063	18.277	311.2	51:46.252
23	2	1:44.846	49.472	37.303	18.071	309.5	53:31.098
24	2	1:55.415	51.001	38.300	26.114	294.7	55:26.513
25	2	3:51.524	1:47.642	1:25.219	38.663	86.5	59:18.037
26	2	5:33.980	4:37.292	39.281	17.407	306.3	1:04:52.017
27	2	1:40.850	48.348	35.922	16.580	308.7	1:06:32.867
28	2	1:39.910	47.717	36.038	16.155	309.5	1:08:12.777

12		Rebellion Racing		Rebellion R-One - AER		LMP1	
		1. Nicolas PROST	3. Nick HEIDFELD				
		2. Mathias BECHE					
1	2	7:31.740	6:16.117	46.679	28.944	268.3	7:31.740
2	2	9:57.216	8:45.799	43.867	27.550	280.6	17:28.956
3	2	2:03.734	59.528	43.319	20.887	285.4	19:32.690
4	2	1:59.706	56.770	43.103	19.833	292.5	21:32.396
5	2	1:57.651	55.732	41.908	20.011	295.5	23:30.047
6	2	1:58.440	56.862	42.524	19.054	296.2	25:28.487
7	2	2:23.047	57.319	55.067	30.661	189.0	27:51.534
8	2	27:28.909	...	40.732	20.260	294.7	55:20.443
9	2	2:08.958	52.253	40.432	36.273	184.8	57:29.401
10	2	6:59.242	6:00.084	40.558	18.600	292.5	1:04:28.643
11	2	1:50.260	52.117	40.102	18.041	294.7	1:06:18.903
12	2	1:49.485	52.194	39.583	17.708	295.5	1:08:08.388
13	2	1:48.589	50.849	39.175	18.565	297.0	1:09:56.977
14	2	1:55.303	51.485	39.369	24.449	297.0	1:11:52.280
15	3	4:16.104	3:14.909	41.377	19.818	286.1	1:16:08.384
16	3	1:52.524	53.238	40.281	19.005	295.5	1:18:00.908
17	3	1:49.719	51.850	40.039	17.830	291.0	1:19:50.627
18	3	1:48.443	51.525	39.305	17.613	296.2	1:21:39.070
19	3	1:50.212	52.584	40.343	17.285	297.0	1:23:29.282
20	3	1:48.700	51.768	39.633	17.299	298.5	1:25:17.982
21	3	1:47.433	51.323	38.988	17.122	297.7	1:27:05.415
22	3	1:48.339	51.098	39.956	17.285	285.4	1:28:53.754
23	3	1:50.080	52.741	39.264	18.075	297.7	1:30:43.834

13		Rebellion Racing		Rebellion R-One - AER		LMP1	
		1. Alexandre IMPERATORI	3. Daniel ABT				
		2. Dominik KRAHAMER					
1	2	5:51.773	...	43.613	20.608	286.1	5:51.773
2	2	50:30.304	...	43.613	20.608	286.1	56:22.077
3	2	3:34.367	1:20.902	1:32.012	41.453	84.6	59:56.444
4	2	4:36.625	3:33.984	43.163	19.478	284.7	1:04:33.069
5	2	1:54.804	54.839	41.379	18.586	286.1	1:06:27.873
6	2	1:51.969	52.697	41.028	18.244	285.4	1:08:19.842
7	2	2:14.604	56.339	51.379	26.886	190.9	1:10:34.446
8	2	8:17.056	7:17.086	41.718	18.252	278.6	1:18:51.502
9	2	1:52.434	53.780	41.008	17.646	277.3	1:20:43.936
10	2	1:49.734	52.099	39.954	17.681	288.2	1:22:33.670
11	2	1:49.298	51.714	40.165	17.419	288.2	1:24:22.968
12	2	1:50.710	51.707	40.939	18.064	286.8	1:26:13.678
13	2	1:49.490	52.162	39.895	17.433	289.6	1:28:03.168
14	2	1:49.171	52.134	39.736	17.301	288.9	1:29:52.339
15	2	1:50.050	51.570	40.965	17.515	288.2	1:31:42.389

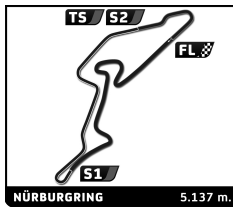


FIA WEC
6 Hours of Nürburgring
Free Practice 1

Sector Analysis

■ Personal Best ■ Session Best ■ Crossing the finish line in pit lane

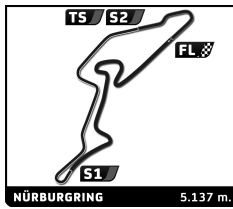
Lap	D	Time	Sector 1	Sector 2	Sector 3	T. Spd	Elapsed	Lap	D	Time	Sector 1	Sector 2	Sector 3	T. Spd	Elapsed		
17 Porsche Team Porsche 919 Hybrid 1.Timo BERNHARD 3.Brendon HARTLEY LMP1 - H 2.Mark WEBBER																	
1	2	2:28.684	B	1:20.214	42.378	26.092	288.2	2:28.684	17	3	1:42.778	48.657	36.720	17.401	297.7	43:52.427	
2	2	8:23.041		7:23.574	40.999	18.468	288.9	10:51.725	18	3	1:43.355	48.421	37.613	17.321	291.8	45:35.782	
3	2	1:49.515		52.012	39.647	17.856	288.9	12:41.240	19	3	1:42.698	48.564	36.783	17.351	297.0	47:18.480	
4	2	1:50.696		52.168	40.043	18.485	287.5	14:31.936	20	3	1:44.114	49.842	36.683	17.589	297.7	49:02.594	
5	2	1:51.835		52.197	40.960	18.678	284.7	16:23.771	21	3	1:48.256	B	48.313	36.300	23.643	299.2	50:50.850
6	2	1:49.474		51.877	39.314	18.283	288.2	18:13.245	22	3	4:58.488		4:03.905	36.977	17.606	291.8	55:49.338
7	2	1:48.759		51.645	39.193	17.921	288.9	20:02.004	23	3	2:25.774	B	47.679	57.114	40.981	85.6	58:15.112
8	2	1:55.500	B	52.353	38.959	24.188	294.7	21:57.504	24	2	8:29.273		7:30.730	39.733	18.810	274.0	1:06:44.385
9	2	9:34.271		8:38.845	37.258	18.168	297.0	31:31.775	25	2	1:42.777		49.382	36.528	16.867	297.7	1:08:27.162
10	2	1:42.766		48.644	36.876	17.246	297.0	33:14.541	26	2	1:41.226		48.385	36.209	16.632	297.7	1:10:08.388
11	2	1:46.469		50.872	37.518	18.079	296.2	35:01.010	27	2	1:40.469		48.332	36.022	16.115	298.5	1:11:48.857
12	2	1:41.853		48.321	36.430	17.102	295.5	36:42.863	28	2	1:42.156		47.611	36.096	18.449	300.8	1:13:31.013
13	2	1:52.849	B	48.714	40.517	23.618	289.6	38:35.712	29	2	1:40.068		47.839	36.343	15.886	297.7	1:15:11.081
14	2	2:33.393		1:38.429	36.728	18.236	294.7	41:09.105	30	2	1:39.856		47.578	36.377	15.901	295.5	1:16:50.937
15	2	1:46.050		49.114	36.940	19.996	273.4	42:55.155	31	2	1:39.277		47.776	35.632	15.869	300.0	1:18:30.214
16	2	1:43.002		49.147	36.009	17.846	295.5	44:38.157	32	2	1:47.899	B	47.529	35.139	25.231	306.3	1:20:18.113
17	2	1:41.301		47.970	35.737	17.594	296.2	46:19.458	33	1	2:44.997		1:51.097	37.052	16.848	296.2	1:23:03.110
18	2	1:50.998	B	49.260	36.587	25.151	258.3	48:10.456	34	1	1:41.336		48.115	36.605	16.616	297.0	1:24:44.446
19	1	4:04.379		3:01.845	41.745	20.789	277.3	52:14.835	35	1	1:41.074		48.129	36.574	16.371	297.0	1:26:25.520
20	1	1:50.474		52.004	39.256	19.214	294.7	54:05.309	36	1	1:40.211		48.153	36.283	15.775	297.7	1:28:05.731
21	1	1:46.562		50.760	37.755	18.047	274.6	55:51.871	37	1	1:39.593		47.818	35.977	15.798	297.7	1:29:45.324
22	1	2:41.880	B	48.641	1:15.142	38.097	85.7	58:33.751	38	1	1:39.989		48.407	35.859	15.723	298.5	1:31:25.313
23	1	10:01.812		9:05.642	38.682	17.488	295.5	1:08:35.563									
24	1	1:42.247		48.474	36.989	16.784	297.0	1:10:17.810									
25	1	1:41.912		48.434	36.937	16.541	294.0	1:11:59.722									
26	1	1:39.915		47.738	35.974	16.203	299.2	1:13:39.637									
27	1	1:42.876		50.160	36.126	16.590	299.2	1:15:22.513									
28	1	1:44.355		48.637	36.912	18.806	297.7	1:17:06.868									
29	1	1:49.138	B	49.330	36.581	23.227	289.6	1:18:56.006									
30	3	2:58.302		2:02.549	37.641	18.112	297.7	1:21:54.308									
31	3	1:43.465		48.404	36.372	18.689	281.9	1:23:37.773									
32	3	1:41.850		48.589	36.840	16.421	298.5	1:25:19.623									
33	3	1:41.859		49.373	35.993	16.493	299.2	1:27:01.482									
34	3	1:41.098		47.978	36.959	16.161	300.8	1:28:42.580									
35	3	1:40.373		47.805	35.879	16.689	288.9	1:30:22.953									
18 Porsche Team Porsche 919 Hybrid 1.Romain DUMAS 3.Marc LIEB LMP1 - H 2.Neel JANI																	
1	1	2:35.320	B	1:22.903	45.495	26.922	248.4	2:35.320									
2	1	7:16.238		6:14.164	42.727	19.347	287.5	9:51.558									
3	1	1:54.167		53.802	41.797	18.568	257.7	11:45.725									
4	1	1:51.357		52.837	40.534	17.986	289.6	13:37.082									
5	1	1:51.121		52.901	39.710	18.510	291.0	15:28.203									
6	1	1:51.312		52.876	40.013	18.423	290.3	17:19.515									
7	1	1:52.811		53.430	40.179	19.202	291.0	19:12.326									
8	1	1:51.979		53.901	40.357	17.721	291.8	21:04.305									
9	1	1:58.987	B	54.506	40.021	24.460	297.7	23:03.292									
10	1	6:41.438		5:41.044	39.340	21.054	277.3	29:44.730									
11	1	1:45.672		50.816	37.177	17.679	297.7	31:30.402									
12	1	1:43.033		49.210	36.999	16.824	295.5	33:13.435									
13	1	1:43.061		49.030	36.959	17.072	288.9	34:56.496									
14	1	1:49.332	B	48.628	36.274	24.430	297.0	36:45.828									
15	3	3:39.588		2:39.983	40.976	18.629	291.0	40:25.416									
16	3	1:44.233		49.701	37.231	17.301	295.5	42:09.649									
26 G-Drive Racing Ligier JS P2 - Nissan 1.Roman RUSINOV 3.Sam BIRD LMP2 2.Julien CANAL																	
1	2	50:08.124		...	47.861	23.320	242.2	50:08.124									
2	2	2:27.277	B	1:01.356	49.743	36.178	220.8	52:35.401									
3	2	12:37.797		...	45.332	20.888	251.1	1:05:13.198									
4	2	1:59.601		55.518	44.327	19.756	240.7	1:07:12.799									
5	2	1:57.643		55.386	43.249	19.008	261.7	1:09:10.442									
6	2	1:57.067		54.926	42.681	19.460	263.5	1:11:07.509									
7	2	1:56.356		54.895	42.571	18.890	264.1	1:13:03.865									
8	2	1:54.794		54.188	42.101	18.505	264.7	1:14:58.659									
9	2	1:56.549		55.487	42.388	18.674	264.7	1:16:55.208									
10	2	1:55.063		54.813	41.715	18.535	264.7	1:18:50.271									
11	2	1:57.243		56.245	41.730	19.268	265.3	1:20:47.514									
12	2	2:04.818	B	54.976	42.322	27.520	265.3	1:22:52.332									
13	3	3:44.309		2:45.629	40.383	18.297	267.7	1:26:36.641									
14	3	1:47.623		50.988	39.487	17.148	266.5	1:28:24.264									
15	3	1:47.778		50.991	39.387	17.400	267.1	1:30:12.042									
28 G-Drive Racing Ligier JS P2 - Nissan 1.Gustavo YACAMAN 3.Ricardo GONZALEZ LMP2 2.Luis Felipe DERANI																	
1	2	3:16.882		2:02.245	51.193	23.444	252.2	3:16.882									
2	2	2:09.669		1:01.626	46.807	21.236	262.3	5:26.551									
3	2	2:04.815		59.149	45.444	20.222	260.6	7:31.366									
4	2	2:04.510		58.268	45.557	20.685	265.3	9:35.876									
5	2	2:12.010	B	58.013	45.878	28.119	264.7	11:47.886									
6	3	27:11.715		...	43.218	19.904	260.6	38:59.601									
7	3	1:59.062		55.699	41.674	21.689	264.7	40:58.663									
8	3	1:56.236		54.867	41.307	20.062	258.8	42:54.899									
9	3	1:57.665		55.618	42.511	19.536	261.7	44:52.564									
10	3	1:55.223		54.500	41.164	19.559	264.1	46:47.787									
11	3	1:54.592		54.413	40.959	19.220	261.2	48:42.379									
12	3	1:54.436		53.754	41.287	19.395	263.5	50:36.815									
13	3	1:56.832		55.085	41.193	20.554	265.9	52:33.647									
14	3	2:02.237	B	54.538	41.466	26.233	263.5	54:35.884									



FIA WEC
6 Hours of Nürburgring
Free Practice 1
Sector Analysis

■ Personal Best ■ Session Best B Crossing the finish line in pit lane

Lap	D	Time	Sector 1	Sector 2	Sector 3	T. Spd	Elapsed	Lap	D	Time	Sector 1	Sector 2	Sector 3	T. Spd	Elapsed
15	1	9:33.516	8:30.789	42.987	19.740	262.9	1:04:09.400	22	1	1:58.819	56.739	42.022	20.058	264.7	51:05.451
16	1	1:53.593	53.875	41.087	18.631	264.7	1:06:02.993	23	1	1:54.029	54.257	40.549	19.223	264.1	52:59.480
17	1	1:53.608	53.425	41.306	18.877	268.3	1:07:56.601	24	1	1:51.847	52.985	40.117	18.745	265.3	54:51.327
18	1	1:53.761	53.684	41.397	18.680	268.3	1:09:50.362	25	1	2:04.281 B	53.860	40.440	29.981	264.7	56:55.608
19	1	1:52.470	53.097	41.154	18.219	265.9	1:11:42.832	26	1	7:19.619	6:14.561	46.108	18.950	233.5	1:04:15.227
20	1	1:53.516	53.407	41.215	18.894	266.5	1:13:36.348	27	1	1:50.788	52.787	40.076	17.925	264.7	1:06:06.015
21	1	2:03.758 B	54.053	42.662	27.043	265.9	1:15:40.106	28	1	1:50.084	52.142	39.782	18.160	269.6	1:07:56.099
22	1	4:59.050	4:00.481	40.524	18.045	271.5	1:20:39.156	29	1	1:51.028	53.027	40.141	17.860	265.3	1:09:47.127
23	1	1:48.023	51.340	39.599	17.084	265.3	1:22:27.179	30	1	1:49.490	52.198	39.741	17.551	265.9	1:11:36.617
24	1	1:47.857	51.367	39.428	17.062	267.1	1:24:15.036	31	1	2:05.350 B	52.402	43.048	29.900	239.8	1:13:41.967
25	1	1:47.679	51.296	39.416	16.967	267.7	1:26:02.715	32	2	3:26.716	2:24.142	42.846	19.728	267.7	1:17:08.683
26	1	1:46.631	50.899	38.885	16.847	271.5	1:27:49.346	33	2	1:54.666	54.256	42.017	18.393	264.7	1:19:03.349
27	1	1:59.621 B	52.164	40.550	26.907	264.7	1:29:48.967	34	2	1:52.066	53.322	40.743	18.001	264.7	1:20:55.415
30 Extreme Speed Motorsports Ligier JS P2 - HPD								42 Strakka Racing Gibson 015S - Nissan							
1.Scott SHARP								1.Nick LEVENTIS							
2.Ryan DALZIEL								2.Danny WATTS							
3.David HEINEMEIER HANSSON								3.Jonny KANE							
LMP2								LMP2							
1	2	2:41.446 B	1:18.646	52.061	30.739	236.4	2:41.446	1	3	3:57.856	2:44.428	50.224	23.204	247.9	3:57.856
2	2	1:19:17.816	...	42.831	18.656	264.1	1:21:59.262	2	3	2:17.751 B	1:01.405	46.801	29.545	259.4	6:15.607
3	2	1:51.199	52.512	41.057	17.630	264.1	1:23:50.461	3	3	22:15.732	...	47.364	21.258	262.9	28:31.339
4	2	1:52.492	52.457	42.435	17.600	264.1	1:25:42.953	4	3	2:03.527	59.301	44.241	19.985	261.7	30:34.866
5	2	1:50.355	52.364	40.457	17.534	263.5	1:27:33.308	5	3	1:58.810	56.298	43.121	19.391	264.7	32:33.676
6	2	1:50.096	52.577	40.010	17.509	263.5	1:29:23.404	6	3	1:57.192	55.297	42.397	19.498	264.7	34:30.868
7	2	1:59.955 B	53.260	41.423	25.272	243.2	1:31:23.359	7	3	1:57.757	55.211	43.212	19.334	265.9	36:28.625
31 Extreme Speed Motorsports Ligier JS P2 - HPD								47 KCMG Oreca 05 - Nissan							
1.Ed BROWN								1.Matthew HOWSON							
2.Johannes VAN OVERBEEK								2.Richard BRADLEY							
3.Jonathon FOGARTY								3.Nick TANDY							
LMP2								LMP2							
1	2	3:19.828 B	1:50.007	55.497	34.324	229.4	3:19.828	1	2	3:49.033 B	2:24.154	52.446	32.433	229.9	3:49.033
2	2	1:19:50.733	...	46.333	21.651	264.1	1:23:10.561	2	2	6:25.355	5:16.227	47.463	21.665	262.3	10:14.388
3	2	1:57.136	55.196	42.486	19.454	262.9	1:25:07.697	3	2	2:06.429	59.302	45.641	21.486	264.1	12:20.817
4	2	1:54.076	53.481	41.710	18.885	262.9	1:27:01.773	4	2	2:04.100	58.581	44.942	20.577	266.5	14:24.917
5	2	1:54.410	53.384	41.317	19.709	263.5	1:28:56.183	5	2	2:04.151	58.228	44.746	21.177	268.3	16:29.068
6	2	1:57.858	53.698	44.911	19.249	262.9	1:30:54.041	6	2	2:15.078 B	1:00.240	46.266	28.572	255.5	18:44.146
36 Signatech Alpine Alpine A450b - Nissan								47 KCMG Oreca 05 - Nissan							
1.Nelson PANCIATICI								1.Matthew HOWSON							
2.Paul Loup CHATIN								2.Richard BRADLEY							
3.Vincent CAPILLAIRE								3.Nick TANDY							
LMP2								LMP2							
1	2	2:46.307	1:33.188	50.965	22.154	231.2	2:46.307	1	2	3:49.033 B	2:24.154	52.446	32.433	229.9	3:49.033
2	2	2:07.814	59.917	46.608	21.289	252.7	4:54.121	2	2	6:25.355	5:16.227	47.463	21.665	262.3	10:14.388
3	2	2:04.203	58.808	45.301	20.094	262.3	6:58.324	3	2	2:06.429	59.302	45.641	21.486	264.1	12:20.817
4	2	2:02.414	57.690	44.783	19.941	263.5	9:00.738	4	2	2:04.100	58.581	44.942	20.577	266.5	14:24.917
5	2	2:02.918	57.731	45.157	20.030	264.7	11:03.656	5	2	2:04.151	58.228	44.746	21.177	268.3	16:29.068
6	2	2:02.623	58.151	44.667	19.805	264.7	13:06.279	6	2	2:15.078 B	1:00.240	46.266	28.572	255.5	18:44.146
7	2	2:03.188	58.293	44.496	20.399	264.7	15:09.467	7	1	59:16.740	...	41.276	20.172	267.1	1:18:00.886
8	2	2:01.879	57.912	44.278	19.689	264.1	17:11.346								
9	2	2:09.111 B	57.403	44.354	27.354	264.7	19:20.457								
10	3	4:09.631	2:55.509	50.797	23.325	242.7	23:30.088								
11	3	2:07.999	1:00.080	46.351	21.568	257.1	25:38.087								
12	3	2:04.375	57.713	45.301	21.361	258.8	27:42.462								
13	3	2:03.095	56.437	44.631	22.027	263.5	29:45.557								
14	3	2:04.800	58.764	45.240	20.796	261.7	31:50.357								
15	3	1:59.291	56.042	43.320	19.929	264.1	33:49.648								
16	3	2:00.317	56.374	43.986	19.957	262.3	35:49.965								
17	3	1:57.764	54.943	43.044	19.777	264.1	37:47.729								
18	3	1:58.216	55.355	42.927	19.934	264.7	39:45.945								
19	3	2:00.387	55.109	44.087	21.191	260.0	41:46.332								
20	3	2:08.308 B	56.017	43.653	28.638	264.7	43:54.640								
21	1	5:11.992	4:03.646	46.343	22.003	239.8	49:06.632								

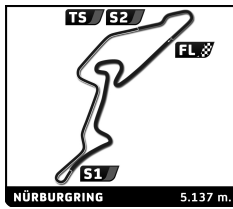


FIA WEC
6 Hours of Nürburgring
Free Practice 1

Sector Analysis

■ Personal Best ■ Session Best B Crossing the finish line in pit lane

Lap	D	Time	Sector 1	Sector 2	Sector 3	T. Spd	Elapsed	Lap	D	Time	Sector 1	Sector 2	Sector 3	T. Spd	Elapsed							
8	1	1:53.150	53.472	41.013	18.665	268.3	1:19:54.036	18	2	2:05.468	58.688	45.408	21.372	252.2	42:45.323							
9	1	1:53.996	54.321	41.202	18.473	269.0	1:21:48.032	19	2	2:11.344B	58.739	45.817	26.788	251.6	44:56.667							
10	1	1:53.404	53.659	41.261	18.484	268.3	1:23:41.436	20	1	4:01.086	2:52.910	46.258	21.918	253.2	48:57.753							
11	1	2:04.051B	54.364	41.352	28.335	269.0	1:25:45.487	21	1	2:06.459	59.629	45.693	21.137	252.7	51:04.212							
12	3	3:29.584	2:29.775	41.631	18.178	269.0	1:29:15.071	22	1	2:05.177	58.753	45.500	20.924	253.2	53:09.389							
13	3	1:53.098	54.085	41.115	17.898	269.6	1:31:08.169	23	1	2:04.896	58.680	45.561	20.655	252.2	55:14.285							
50 Larbre Competition 1. Gianluca RODA 2. Paolo RUBERTI 3. Kristian POULSEN Chevrolet Corvette C7 LMGTE Am								24								1	2:32.323B	58.607	55.435	38.281	85.7	57:46.608
1	2	3:53.207B	2:26.969	53.834	32.404	222.0	3:53.207	25	1	7:27.722	6:20.022	45.162	22.538	253.8	1:05:14.330							
2	2	5:50.024	4:37.726	50.367	21.931	240.7	9:43.231	26	1	2:04.852	58.366	46.163	20.323	254.3	1:07:19.182							
3	2	2:11.081	1:01.528	48.614	20.939	250.0	11:54.312	27	1	2:03.947	58.254	45.552	20.141	254.3	1:09:23.129							
4	2	2:07.821	1:00.319	46.936	20.566	251.6	14:02.133	28	1	2:04.016	58.209	45.571	20.236	253.8	1:11:27.145							
5	2	2:15.985B	1:00.261	47.096	28.628	251.1	16:18.118	29	1	2:12.690B	58.377	46.271	28.042	239.3	1:13:39.835							
6	1	7:51.209	6:36.440	51.629	23.140	206.3	24:09.327	30	1	3:58.347	2:52.153	42.885	23.309	260.0	1:17:38.182							
7	1	2:11.570	1:01.309	48.703	21.558	239.8	26:20.897	31	1	2:00.677	55.637	44.818	20.222	196.6	1:19:38.859							
8	1	2:09.796	1:00.824	47.724	21.248	246.8	28:30.693	32	1	1:55.661	54.829	42.302	18.530	258.8	1:21:34.520							
9	1	2:07.955	59.870	46.976	21.109	249.5	30:38.648	33	1	1:57.385	55.313	43.093	18.979	258.3	1:23:31.905							
10	1	2:07.535	59.589	46.992	20.954	250.5	32:46.183	34	1	1:56.126	54.955	42.672	18.499	260.0	1:25:28.031							
11	1	2:20.772B	59.732	49.479	31.561	201.7	35:06.955	35	1	1:56.413	55.071	42.643	18.699	260.0	1:27:24.444							
12	3	5:26.548	4:16.764	47.950	21.834	243.2	40:33.503	36	1	1:56.116	55.160	42.470	18.486	260.0	1:29:20.560							
13	3	2:13.057B	59.121	45.777	28.159	246.8	42:46.560	37	1	2:04.645B	57.487	42.875	24.283	258.3	1:31:25.205							
14	3	7:15.763	6:07.250	47.386	21.127	246.8	50:02.323	71 AF Corse 1. Davide RIGON 2. James CALADO Ferrari F458 Italia LMGTE Pro														
15	3	2:05.793	58.817	46.020	20.956	248.4	52:08.116	1	1	5:30.598B	4:12.682	49.557	28.359	248.9	5:30.598							
16	3	2:06.036	58.668	46.706	20.662	248.9	54:14.152	2	1	4:47.399	3:37.527	48.385	21.487	200.7	10:17.997							
17	3	2:06.336	59.248	46.010	21.078	248.9	56:20.488	3	1	2:07.486	59.601	46.192	21.693	252.2	12:25.483							
18	3	3:02.577B	1:04.705	1:17.898	39.974	85.2	59:23.065	4	1	2:06.868	59.713	46.401	20.754	252.7	14:32.351							
19	2	6:58.795	5:53.313	45.554	19.928	254.3	1:06:21.860	5	1	2:06.343	59.338	46.348	20.657	251.1	16:38.694							
20	2	2:02.252	56.661	46.211	19.380	254.9	1:08:24.112	6	1	2:06.600	59.610	46.221	20.769	251.6	18:45.294							
21	2	2:00.286	56.605	44.425	19.256	254.3	1:10:24.398	7	1	2:07.000	59.496	46.623	20.881	251.6	20:52.294							
22	2	1:59.412	56.503	43.825	19.084	256.6	1:12:23.810	8	1	2:06.750	59.408	46.330	21.012	251.6	22:59.044							
23	2	1:59.220	56.194	43.858	19.168	256.0	1:14:23.030	9	1	2:12.806B	1:00.348	46.333	26.125	251.6	25:11.850							
24	2	2:11.326B	56.244	47.090	27.992	254.3	1:16:34.356	10	2	4:13.762	3:05.831	46.587	21.344	252.2	29:25.612							
25	1	4:59.721	3:53.588	45.757	20.376	251.1	1:21:34.077	11	2	2:06.995	59.361	45.928	21.706	251.1	31:32.607							
26	1	2:05.330	58.571	46.140	20.619	255.5	1:23:39.407	12	2	2:06.350	59.511	45.637	21.202	250.5	33:38.957							
27	1	2:03.542	57.891	45.369	20.282	256.0	1:25:42.949	13	2	2:14.927	1:02.998	48.935	22.994	217.1	35:53.884							
28	1	2:08.786B	57.519	45.031	26.236	254.9	1:27:51.735	14	2	2:05.861	59.091	45.859	20.911	250.5	37:59.745							
51 AF Corse 1. Gianmaria BRUNI 2. Toni VILANDER Ferrari F458 Italia LMGTE Pro								15	2	2:14.637B	1:00.741	47.334	26.562	250.0	40:14.382							
1	2	2:55.389	1:41.870	50.400	23.119	231.7	2:55.389	16	2	3:36.793	2:23.383	50.997	22.413	236.8	43:51.175							
2	2	2:11.175	1:01.706	48.189	21.280	247.9	5:06.564	17	2	2:04.057	58.089	45.184	20.784	251.6	45:55.232							
3	2	2:09.131	1:00.604	47.306	21.221	247.9	7:15.695	18	2	2:04.578	58.115	45.580	20.883	251.1	47:59.810							
4	2	2:08.879	1:00.740	47.194	20.945	248.9	9:24.574	19	2	2:09.333	58.807	46.926	23.600	252.2	50:09.143							
5	2	2:08.599	1:00.409	47.218	20.972	251.1	11:33.173	20	2	2:07.751	59.881	46.135	21.735	251.6	52:16.894							
6	2	2:08.449	1:00.154	46.969	21.326	249.5	13:41.622	21	2	2:06.030	58.878	45.902	21.250	252.2	54:22.924							
7	2	2:07.559	1:00.081	46.747	20.731	250.0	15:49.181	22	2	2:05.674	58.635	45.912	21.127	252.7	56:28.598							
8	2	2:07.370	1:00.009	46.577	20.784	250.5	17:56.551	23	2	3:35.764B	1:20.173	1:33.705	41.886	85.5	1:00:04.362							
9	2	2:20.815B	1:00.215	50.265	30.335	242.7	20:17.366	24	1	12:17.556	...	43.248	19.716	257.1	1:12:21.918							
10	2	5:28.682	4:17.933	47.408	23.341	236.8	25:46.048	25	1	1:56.533	54.858	42.556	19.119	257.7	1:14:18.451							
11	2	2:14.732	1:08.806	45.467	20.459	252.2	28:00.780	26	1	1:56.035	54.639	42.662	18.734	259.4	1:16:14.486							
12	2	2:05.073	58.817	45.430	20.826	252.2	30:05.853	27	1	2:06.480B	54.945	46.781	24.754	257.7	1:18:20.966							
13	2	2:04.950	58.740	45.424	20.786	251.6	32:10.803	28	1	3:35.336	2:32.708	43.673	18.955	258.3	1:21:56.302							
14	2	2:09.533	1:00.504	46.004	23.025	215.5	34:20.336	29	1	1:57.635	54.959	43.796	18.880	258.3	1:23:53.937							
15	2	2:05.803	58.517	45.921	21.365	252.2	36:26.139	30	1	1:57.375	55.054	43.505	18.816	258.8	1:25:51.312							
16	2	2:07.838	59.043	46.539	22.256	249.5	38:33.977	31	1	1:56.057	54.875	42.659	18.523	258.8	1:27:47.369							
17	2	2:05.878	59.211	45.555	21.112	251.6	40:39.855	32	1	1:56.630	55.273	42.838	18.519	259.4	1:29:43.999							
								33	1	1:56.185	55.009	42.723	18.453	257.7	1:31:40.184							

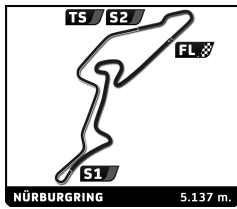


FIA WEC
6 Hours of Nürburgring
Free Practice 1

Sector Analysis

■ Personal Best ■ Session Best B Crossing the finish line in pit lane

Lap	D	Time	Sector 1	Sector 2	Sector 3	T. Spd	Elapsed	Lap	D	Time	Sector 1	Sector 2	Sector 3	T. Spd	Elapsed
72	SMP Racing 1. Victor SHAYTAR 2. Andrea BERTOLINI 3. Aleksey BASOV							Ferrari F458 Italia LMGTE Am							
	1	2	3:56.479 B	2:36.184	50.754	29.541	241.7	3:56.479							
	2	2	5:26.714	4:14.927	49.937	21.850	231.2	9:23.193							
	3	2	2:09.182	1:00.835	47.499	20.848	248.4	11:32.375							
	4	2	2:10.731	1:00.209	48.131	22.391	239.8	13:43.106							
	5	2	2:07.329	59.678	46.849	20.802	251.1	15:50.435							
	6	2	2:13.985 B	1:00.115	47.241	26.629	250.0	18:04.420							
	7	3	10:25.314	9:11.809	50.681	22.824	245.3	28:29.734							
	8	3	2:13.036	1:03.674	47.684	21.678	248.9	30:42.770							
	9	3	2:09.708	1:00.446	47.304	21.958	250.5	32:52.478							
	10	3	2:09.391	1:00.293	47.333	21.765	246.3	35:01.869							
	11	3	2:16.587 B	1:02.285	47.299	27.003	249.5	37:18.456							
	12	1	3:30.869	2:22.324	46.662	21.883	251.6	40:49.325							
	13	1	2:08.001	59.531	46.443	22.027	245.8	42:57.326							
	14	1	2:07.291	59.819	46.110	21.362	251.1	45:04.617							
	15	1	2:07.537	59.432	46.875	21.230	250.0	47:12.154							
	16	1	2:14.201 B	59.776	46.556	27.869	250.0	49:26.355							
	17	2	3:09.947 B	1:49.716	49.728	30.503	241.7	52:36.302							
	18	3	3:14.714 B	2:00.060	46.733	27.921	250.5	55:51.016							
19	3	4:08.575 B	1:52.661	1:33.752	42.162	82.6	59:59.591								
77	Dempsey - Proton Racing 1. Patrick DEMPSEY 2. Patrick LONG 3. Marco SEEFRIED							Porsche 911 RSR LMGTE Am							
	1	2	3:05.423 B	1:38.098	54.594	32.731	191.2	3:05.423							
	2	2	5:42.354	4:26.302	53.192	22.860	225.9	8:47.777							
	3	2	2:13.573	1:02.845	49.281	21.447	236.4	11:01.350							
	4	2	2:10.864	1:01.665	47.987	21.212	246.3	13:12.214							
	5	2	2:08.111	59.936	47.287	20.888	248.4	15:20.325							
	6	2	2:08.450	1:00.086	47.376	20.988	247.9	17:28.775							
	7	2	2:08.917	1:00.981	46.922	21.014	248.4	19:37.692							
	8	2	2:07.246	59.977	46.494	20.775	250.0	21:44.938							
	9	2	2:06.721	59.419	46.453	20.849	248.4	23:51.659							
	10	2	2:07.698	59.859	46.705	21.134	248.9	25:59.357							
	11	2	2:13.082 B	59.530	46.819	26.733	248.4	28:12.439							
	12	1	8:07.697	6:57.139	48.750	21.808	246.8	36:20.136							
	13	1	2:14.676	1:02.406	49.585	22.685	246.8	38:34.812							
	14	1	2:10.404	1:01.665	47.524	21.215	248.4	40:45.216							
	15	1	2:09.263	1:00.616	47.212	21.435	247.9	42:54.479							
	16	1	2:09.272	1:00.902	47.018	21.352	247.9	45:03.751							
	17	1	2:09.798	1:00.033	48.308	21.457	249.5	47:13.549							
	18	1	2:10.018	1:00.627	47.466	21.925	248.4	49:23.567							
19	1	2:11.746	1:00.746	47.475	23.525	247.4	51:35.313								
20	1	2:10.295	1:00.734	47.983	21.578	248.4	53:45.608								
21	1	2:10.458	1:00.848	47.605	22.005	243.8	55:56.066								
22	1	3:08.739 B	1:01.270	1:26.160	41.309	85.2	59:04.805								
23	1	8:44.973	7:35.988	47.369	21.616	245.8	1:07:49.778								
24	1	2:08.632	1:00.322	47.351	20.959	246.8	1:09:58.410								
25	1	2:17.508 B	1:00.248	46.958	30.302	247.4	1:12:15.918								
26	2	4:27.121	3:22.617	44.826	19.678	250.0	1:16:43.039								
27	2	2:01.051	56.885	44.444	19.722	251.1	1:18:44.090								
28	2	2:01.859	57.493	44.827	19.539	242.7	1:20:45.949								
29	2	2:00.598	56.603	44.591	19.404	253.2	1:22:46.547								
30	2	1:59.565	56.564	43.893	19.108	253.2	1:24:46.112								
31	2	1:59.074	56.301	43.774	18.999	253.8	1:26:45.186								
32	2	1:59.424	56.108	44.081	19.235	251.6	1:28:44.610								
83	AF Corse 1. François PERRODO 2. Emmanuel COLLARD 3. Rui AGUAS							Ferrari F458 Italia LMGTE Am							
	33	2	1:59.565	55.909	44.277	19.379	252.7	1:30:44.175							
	1	2	6:51.013 B	5:26.906	52.034	32.073	222.4	6:51.013							
	2	2	4:15.566	3:03.327	49.955	22.284	246.8	11:06.579							
	3	2	2:13.217	1:03.644	47.960	21.613	249.5	13:19.796							
	4	2	2:09.959	1:01.365	47.380	21.214	250.0	15:29.755							
	5	2	2:09.459	1:01.405	47.057	20.997	250.0	17:39.214							
	6	2	2:23.728	1:01.168	1:01.085	21.475	244.8	20:02.942							
	7	2	2:08.151	1:00.586	46.718	20.847	250.5	22:11.093							
	8	2	2:08.976	1:01.453	46.537	20.986	250.5	24:20.069							
	9	2	2:07.805	1:00.406	46.460	20.939	251.6	26:27.874							
	10	2	2:15.918 B	1:00.815	46.686	28.417	248.4	28:43.792							
	11	1	4:26.567	3:16.168	48.592	21.807	245.8	33:10.359							
	12	1	2:10.327	1:00.859	47.178	22.290	247.4	35:20.686							
	13	1	2:08.772	1:00.192	46.980	21.600	248.4	37:29.458							
	14	1	2:08.640	1:00.317	46.829	21.494	249.5	39:38.098							
	15	1	2:14.300 B	1:00.148	46.764	27.388	248.9	41:52.398							
	16	1	4:55.506	3:47.134	46.902	21.470	247.9	46:47.904							
	17	1	2:07.742	59.860	46.374	21.508	248.4	48:55.646							
18	1	2:17.056	1:09.028	46.695	21.333	248.9	51:12.702								
19	1	2:07.773	1:00.071	46.339	21.363	249.5	53:20.475								
20	1	2:07.709	59.831	46.801	21.077	250.0	55:28.184								
21	1	2:19.726 B	59.771	46.433	33.522	214.7	57:47.910								
22	3	7:51.568 B	6:36.190	47.294	28.084	248.9	1:05:39.478								
23	3	3:10.731	2:07.011	44.188	19.532	254.9	1:08:50.209								
24	3	1:58.110	55.892	43.074	19.144	254.9	1:10:48.319								
25	3	1:58.412	56.294	43.324	18.794	256.0	1:12:46.731								
26	3	1:57.876	55.596	43.239	19.041	254.3	1:14:44.607								
27	3	2:10.173 B	59.142	45.162	25.869	253.8	1:16:54.780								
28	1	3:52.304	2:45.868	46.384	20.052	250.0	1:20:47.084								
29	1	2:01.695	57.238	44.691	19.766	253.8	1:22:48.779								
30	1	2:01.095	56.860	44.836	19.399	251.6	1:24:49.874								
31	1	2:00.242	56.743	44.209	19.290	252.2	1:26:50.116								
32	1	2:00.376	56.512	44.485	19.379	250.0	1:28:50.492								
33	1	2:13.916 B	58.910	48.636	26.370	243.2	1:31:04.408								
88	Abu Dhabi-Proton Racing 1. Christian RIED 2. Khaled AL QUBAISI 3. Earl BAMBER							Porsche 911 RSR LMGTE Am							
	1	3	3:34.676 B	2:09.705	54.176	30.795	222.4	3:34.676							
	2	3	8:14.672	7:01.665	50.798	22.209	242.7	11:49.348							
	3	3	2:11.182	1:02.205	47.999	20.978	247.9	14:00.530							
	4	3	2:08.018	1:00.362	47.072	20.584	248.4	16:08.548							
	5	3	2:10.614	59.781	46.732	24.101	247.9	18:19.162							
	6	3	5:16.388 B	3:53.033	55.598	27.757	225.0	23:35.550							
	7	3	35:37.073 B	...	1:26.154	44.195	85.0	59:12.623							
	8	3	8:03.174	6:55.516	46.872	20.786	121.9	1:07:15.797							
	9	3	1:59.958	56.675	43.770	19.513	252.2	1:09:15.755							
	10	3	1:59.840	56.220	44.475	19.145	249.5	1:11:15.595							
	11	3	1:59.034	56.124	43.945	18.965	250.5	1:13:14.629							
	12	3	2:07.399 B	57.883	44.588	24.928	250.5	1:15:22.028							
	13	2	3:48.094	2:38.531	47.308	22.255	240.7	1:19:10.122							
	14	2	2:05.065	58.874	45.634	20.557	248.4	1:21:15.187							
	15	2	2:08.091	59.810	47.395	20.886	247.4	1:23:23.278							
	16	2	2:11.718 B	58.603	46.010	27.105	248.9	1:25:34.996							
	17	1	3:14.967	2:07.649	45.920	21.398	247.9	1:28:49.963							

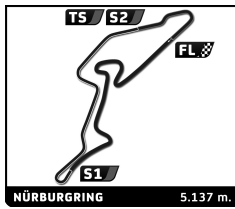


FIA WEC
6 Hours of Nürburgring
Free Practice 1

Sector Analysis

■ Personal Best ■ Session Best ■ Crossing the finish line in pit lane

Lap	D	Time	Sector 1	Sector 2	Sector 3	T. Spd	Elapsed	Lap	D	Time	Sector 1	Sector 2	Sector 3	T. Spd	Elapsed							
18	1	2:08.543	59.127	48.603	20.813	243.8	1:30:58.506	19	2	1:59.811	56.177	44.273	19.361	253.8	1:16:57.721							
91 Porsche Team Manthey Porsche 911 RSR 1. Richard LIETZ LMGTE Pro 2. Michael CHRISTENSEN								96 Aston Martin Racing Aston Martin Vantage V8 1. Francesco CASTELLACCI LMGTE Am 2. Roald GOETHE														
1	2	1:11:49.326	...	46.769	20.188	249.5	1:11:49.326	1	1	10:04.402	8:43.725	57.313	23.364	223.3	10:04.402							
2	2	1:59.474	56.441	43.881	19.152	252.7	1:13:48.800	2	1	2:16.427	1:03.912	50.221	22.294	239.3	12:20.829							
3	2	1:57.817	55.592	43.287	18.938	252.7	1:15:46.617	3	1	2:16.865	1:04.903	49.828	22.134	244.3	14:37.694							
4	2	2:08.370	1:05.643	43.616	19.111	252.2	1:17:54.987	4	1	2:15.871	1:04.246	49.348	22.277	242.7	16:53.565							
5	2	1:57.275	55.303	43.166	18.806	251.1	1:19:52.262	5	1	2:15.549	1:03.873	49.353	22.323	242.7	19:09.114							
6	2	2:05.071	B 56.146	43.800	25.125	253.2	1:21:57.333	6	1	2:24.343	B 1:06.260	49.536	28.547	241.2	21:33.457							
7	1	3:27.687	2:22.173	45.554	19.960	252.2	1:25:25.020	7	2	7:07.121	5:43.494	55.827	27.800	214.7	28:40.578							
8	1	2:00.308	56.723	43.952	19.633	253.2	1:27:25.328	8	2	2:30.082	1:10.329	54.763	24.990	212.0	31:10.660							
9	1	1:58.098	55.932	43.429	18.737	253.8	1:29:23.426	9	2	2:27.198	1:07.663	55.147	24.388	221.2	33:37.858							
10	1	1:57.213	55.697	42.989	18.527	254.9	1:31:20.639	10	2	2:27.938	1:09.949	53.450	24.539	228.1	36:05.796							
92 Porsche Team Manthey Porsche 911 RSR 1. Patrick PILET LMGTE Pro 2. Frédéric MAKOWIECKI								11								2	2:26.412	1:07.677	53.779	24.956	216.3	38:32.208
1	1	3:22.879	2:09.176	50.888	22.815	243.2	3:22.879	12	2	2:27.063	1:08.554	54.009	24.500	220.8	40:59.271							
2	1	2:14.033	B 1:01.071	47.377	25.585	247.9	5:36.912	13	2	2:23.599	1:07.347	52.215	24.037	234.9	43:22.870							
3	1	23:18.843	...	45.729	20.652	247.4	28:55.755	14	2	2:23.577	1:06.745	52.777	24.055	233.5	45:46.447							
4	1	2:05.620	58.570	46.473	20.577	247.4	31:01.375	15	2	2:23.905	1:06.579	52.830	24.496	220.8	48:10.352							
5	1	2:12.072	B 59.443	46.654	25.975	247.4	33:13.447	16	2	2:24.692	1:08.240	52.281	24.171	234.0	50:35.044							
6	1	25:18.107	B ...	1:17.709	36.648	85.7	58:31.554	17	2	2:31.951	B 1:06.281	51.203	34.467	230.3	53:06.995							
7	1	6:27.557	5:21.943	44.387	21.227	250.5	1:04:59.111	18	3	7:14.076	B 5:02.742	1:32.503	38.831	84.1	1:00:21.071							
8	1	1:58.701	56.067	43.555	19.079	253.2	1:06:57.812	19	3	4:48.758	3:43.553	45.066	20.139	248.9	1:05:09.829							
9	1	1:57.252	55.439	43.114	18.699	254.3	1:08:55.064	20	3	2:01.590	57.646	44.348	19.596	251.1	1:07:11.419							
10	1	1:57.556	55.714	43.092	18.750	254.3	1:10:52.620	21	3	2:01.078	56.711	44.657	19.710	251.1	1:09:12.497							
11	1	2:03.077	B 55.404	43.824	23.849	254.9	1:12:55.697	22	3	2:19.974	56.492	1:02.873	20.609	248.9	1:11:32.471							
12	2	5:39.262	4:35.998	43.997	19.267	252.2	1:18:34.959	23	3	2:01.016	56.377	44.997	19.642	246.3	1:13:33.487							
13	2	1:58.893	56.481	43.508	18.904	253.2	1:20:33.852	24	3	2:00.333	56.395	44.548	19.390	251.1	1:15:33.820							
14	2	1:59.543	55.883	44.841	18.819	252.7	1:22:33.395	25	3	1:59.812	56.319	44.326	19.167	250.0	1:17:33.632							
15	2	1:57.993	55.716	43.400	18.877	254.3	1:24:31.388	26	3	2:07.387	B 56.855	44.190	26.342	250.0	1:19:41.019							
16	2	1:56.956	55.324	42.932	18.700	254.9	1:26:28.344	27	1	4:35.172	3:28.463	46.033	20.676	252.2	1:24:16.191							
17	2	1:58.052	55.682	43.505	18.865	253.2	1:28:26.396	28	1	2:01.631	57.076	45.056	19.499	252.2	1:26:17.822							
18	2	1:58.936	56.597	43.464	18.875	255.5	1:30:25.332	29	1	2:00.915	56.775	44.764	19.376	252.2	1:28:18.737							
95 Aston Martin Racing Aston Martin Vantage V8 1. Christoffer NYGAARD LMGTE Pro 2. Marco SØRENSEN								97 Aston Martin Racing Aston Martin Vantage V8 1. Darren TURNER LMGTE Pro 2. Stefan MÜCKE														
1	1	6:51.782	B 5:33.705	48.877	29.200	244.8	6:51.782	1	3	5:29.757	4:12.211	54.641	22.905	219.9	5:29.757							
2	1	3:58.505	2:50.672	47.271	20.562	247.4	10:50.287	2	3	2:17.102	1:04.316	50.583	22.203	244.8	7:46.859							
3	1	2:10.312	1:02.880	46.953	20.479	246.8	13:00.599	3	3	2:12.360	1:01.531	49.383	21.446	246.8	9:59.219							
4	1	2:07.884	1:00.102	46.994	20.788	247.4	15:08.483	4	3	2:10.988	1:00.464	49.479	21.045	246.3	12:10.207							
5	1	2:12.685	1:04.163	47.313	21.209	246.8	17:21.168	5	3	2:09.148	1:00.522	47.658	20.968	247.4	14:19.355							
6	1	2:08.741	1:00.577	47.103	21.061	247.9	19:29.909	6	3	2:09.413	1:00.490	47.770	21.153	246.8	16:28.768							
7	1	2:15.435	B 1:01.318	47.693	26.424	248.4	21:45.344	7	3	2:17.542	B 1:01.824	48.470	27.248	247.4	18:46.310							
8	1	8:22.352	7:12.779	48.007	21.566	229.9	30:07.696	8	3	2:42.529	B 1:28.243	47.886	26.400	247.9	21:28.839							
9	1	2:06.728	59.376	46.160	21.192	248.4	32:14.424	9	3	2:38.896	1:30.215	47.269	21.412	247.4	24:07.735							
10	1	2:08.616	1:00.518	46.638	21.460	246.8	34:23.040	10	3	2:08.545	1:00.289	47.066	21.190	246.8	26:16.280							
11	1	2:09.241	1:00.649	47.030	21.562	248.9	36:32.281	11	3	2:15.288	B 1:00.817	48.289	26.182	245.8	28:31.568							
12	1	2:09.103	1:00.749	46.637	21.717	248.9	38:41.384	12	1	5:42.550	4:29.880	49.966	22.704	242.2	34:14.118							
13	1	2:15.035	B 1:00.699	47.388	26.948	249.5	40:56.419	13	1	2:13.598	1:01.085	48.996	23.517	183.4	36:27.716							
14	2	23:41.038	B ...	46.220	26.248	245.8	1:04:37.457	14	1	2:10.358	1:01.283	47.386	21.689	247.9	38:38.074							
15	2	4:22.567	3:18.293	44.245	20.029	253.2	1:09:00.024	15	1	2:09.993	1:01.239	47.240	21.514	248.9	40:48.067							
16	2	1:59.548	56.424	43.710	19.414	255.5	1:10:59.572	16	1	2:08.692	59.828	46.884	21.980	247.9	42:56.759							
17	2	1:59.188	56.034	43.791	19.363	254.9	1:12:58.760															
18	2	1:59.150	56.184	43.662	19.304	253.2	1:14:57.910															



FIA WEC
6 Hours of Nürburgring
Free Practice 1

Sector Analysis

■ Personal Best ■ Session Best ■ Crossing the finish line in pit lane

Lap	D	Time	Sector 1	Sector 2	Sector 3	T. Spd	Elapsed	Lap	D	Time	Sector 1	Sector 2	Sector 3	T. Spd	Elapsed
17	1	2:20.293 B	1:03.069	48.962	28.262	247.4	45:17.052	12	1	2:09.294	1:00.438	46.833	22.023	247.4	29:45.224
18	1	14:51.574 B	...	1:32.295	38.213	84.8	1:00:08.626	13	1	2:10.441	1:01.751	46.869	21.821	247.9	31:55.665
19	1	5:08.981	4:04.528	44.704	19.749	254.3	1:05:17.607	14	1	2:10.091	1:01.243	46.903	21.945	246.8	34:05.756
20	1	1:59.719	56.042	44.292	19.385	254.9	1:07:17.326	15	1	2:10.178	1:00.728	47.332	22.118	245.3	36:15.934
21	1	1:58.758	55.703	43.738	19.317	256.6	1:09:16.084	16	1	2:10.355	1:00.567	47.624	22.164	246.3	38:26.289
22	1	2:08.686 B	58.794	44.660	25.232	253.8	1:11:24.770	17	1	2:10.125	1:00.877	47.121	22.127	247.4	40:36.414
23	2	3:56.918	2:52.664	44.531	19.723	253.8	1:15:21.688	18	1	2:09.487	1:00.307	46.880	22.300	246.8	42:45.901
24	2	1:59.503	56.571	43.648	19.284	253.8	1:17:21.191	19	1	2:11.011	1:00.933	47.993	22.085	245.8	44:56.912
25	2	1:59.341	56.557	43.662	19.122	252.7	1:19:20.532	20	1	2:20.725 B	1:00.789	47.100	32.836	247.4	47:17.637
26	2	1:58.909	56.391	43.524	18.994	254.3	1:21:19.441	21	3	5:07.238	3:55.202	48.872	23.164	200.0	52:24.875
27	2	1:58.787	56.045	43.786	18.956	253.8	1:23:18.228	22	3	2:06.381	59.223	46.012	21.146	250.5	54:31.256
28	2	1:58.416	56.038	43.413	18.965	253.8	1:25:16.644	23	3	2:12.843 B	59.746	45.996	27.101	250.5	56:44.099
29	2	1:58.649	56.222	43.272	19.155	253.8	1:27:15.293	24	3	8:12.259	7:08.216	44.086	19.957	253.2	1:04:56.358
30	2	1:58.320	56.012	43.382	18.926	253.2	1:29:13.613	25	3	1:58.344	55.670	43.515	19.159	253.8	1:06:54.702
31	2	2:00.504	57.085	43.823	19.596	248.4	1:31:14.117	26	3	1:57.347	55.540	42.940	18.867	256.0	1:08:52.049
								27	3	2:04.540	58.205	46.763	19.572	244.8	1:10:56.589
								28	3	2:05.107 B	55.729	44.166	25.212	255.5	1:13:01.696
								29	3	5:21.184	4:18.706	43.611	18.867	253.2	1:18:22.880
								30	3	1:57.295	55.738	42.949	18.608	254.9	1:20:20.175
								31	3	2:03.453 B	56.466	43.218	23.769	255.5	1:22:23.628
								32	2	4:02.869	2:59.073	44.161	19.635	254.9	1:26:26.497
								33	2	2:01.011	56.539	45.156	19.316	257.1	1:28:27.508
								34	2	1:58.858	56.087	43.618	19.153	257.7	1:30:26.366

98		Aston Martin Racing			Aston Martin Vantage V8		
1. Paul DALLA LANA		3. Mathias LAUDA			LMGTE Am		
2. Pedro LAMY							
1	3	6:43.491 B	5:13.631	58.695	31.165	190.9	6:43.491
2	3	7:04.431	5:47.720	54.402	22.309	247.9	13:47.922
3	3	2:13.155	1:02.878	48.542	21.735	246.3	16:01.077
4	3	2:13.745	1:02.677	48.962	22.106	246.8	18:14.822
5	3	2:14.261	1:03.019	48.982	22.260	245.8	20:29.083
6	3	2:16.134	1:04.050	49.973	22.111	247.4	22:45.217
7	3	2:13.766	1:03.108	48.639	22.019	246.3	24:58.983
8	3	2:13.506	1:02.889	48.473	22.144	246.3	27:12.489
9	3	2:22.072 B	1:02.612	49.046	30.414	218.3	29:34.561
10	2	20:53.216	...	48.871	22.460	247.4	50:27.777
11	2	2:05.954	58.727	46.044	21.183	247.9	52:33.731
12	2	2:12.855	1:00.504	49.589	22.762	247.4	54:46.586
13	2	2:07.946	59.559	47.071	21.316	246.8	56:54.532
14	2	3:40.074 B	1:30.369	1:32.137	37.568	84.4	1:00:34.606
15	2	7:42.922	6:38.391	44.691	19.840	254.3	1:08:17.528
16	2	1:58.950	56.242	43.706	19.002	254.3	1:10:16.478
17	2	1:58.093	55.527	43.663	18.903	254.3	1:12:14.571
18	2	1:58.019	55.812	43.427	18.780	254.3	1:14:12.590
19	2	1:58.527	55.916	43.712	18.899	254.3	1:16:11.117
20	2	1:58.036	55.780	43.291	18.965	254.3	1:18:09.153
21	2	2:04.033 B	55.547	43.795	24.691	254.3	1:20:13.186
22	1	4:00.753	2:53.020	46.561	21.172	251.1	1:24:13.939
23	1	2:02.346	57.770	44.849	19.727	252.2	1:26:16.285
24	1	2:01.958	56.906	45.106	19.946	251.1	1:28:18.243
25	1	2:01.486	57.142	44.522	19.822	252.2	1:30:19.729

99		Aston Martin Racing V8			Aston Martin Vantage V8		
1. Alex MACDOWALL		3. Richie STANAWAY			LMGTE Pro		
2. Fernando REES							
1	2	2:49.202	1:29.002	55.485	24.715	182.0	2:49.202
2	2	2:24.376	1:01.832	59.958	22.586	235.9	5:13.578
3	2	2:11.999	1:01.083	48.790	22.126	243.2	7:25.577
4	2	2:10.143	1:00.634	47.755	21.754	248.9	9:35.720
5	2	2:10.546	1:01.139	47.935	21.472	248.9	11:46.266
6	2	2:09.900	1:00.881	47.624	21.395	248.9	13:56.166
7	2	2:10.573	1:01.294	47.579	21.700	248.4	16:06.739
8	2	2:19.522 B	1:01.065	49.020	29.437	220.3	18:26.261
9	1	4:49.632	3:38.780	48.389	22.463	238.8	23:15.893
10	1	2:10.133	1:01.719	47.184	21.230	247.9	25:26.026
11	1	2:09.904	1:01.234	47.340	21.330	246.8	27:35.930