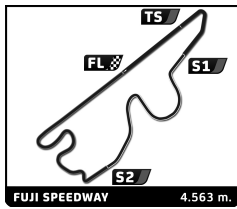


FIA WEC
6 Hours of Fuji
Free Practice 3
Sector Analysis

■ Personal Best ■ Session Best B Crossing the finish line in pit lane

Lap	D	Time	Sector 1	Sector 2	Sector 3	T. Spd	Elapsed	Lap	D	Time	Sector 1	Sector 2	Sector 3	T. Spd	Elapsed
1 Toyota Racing 1. Anthony DAVIDSON 2. Sébastien BUEMI 3. Kazuki NAKAJIMA Toyota TS 040 - Hybrid LMP1 - H								19	2	1:26.186	19.029	25.805	41.352	293.5	36:29.399
1	1	1:53.386	45.292	26.332	41.762	158.4	1:53.386	20	2	1:32.582 B	18.910	25.817	47.855	292.7	38:01.981
2	1	1:27.507	19.085	26.981	41.441	286.5	3:20.893	21	3	6:47.390	5:36.336	27.135	43.919	161.4	44:49.371
3	1	1:26.706	18.888	26.640	41.178	290.3	4:47.599	22	3	1:26.582	18.912	26.312	41.358	295.1	46:15.953
4	1	1:25.458	18.901	25.632	40.925	289.5	6:13.057	23	3	1:28.067	19.208	27.265	41.594	290.3	47:44.020
5	1	1:26.480	18.975	26.090	41.415	291.1	7:39.537	24	3	1:27.668	19.041	26.919	41.708	291.1	49:11.688
6	1	1:26.815	18.938	26.137	41.740	292.7	9:06.352	25	3	1:27.873	18.985	26.093	42.795	291.1	50:39.561
7	1	1:25.731	18.970	25.701	41.060	290.3	10:32.083	26	3	1:32.008 B	19.318	26.156	46.534	291.1	52:11.569
8	1	1:26.831	18.981	25.615	42.235	291.1	11:58.914	27	3	5:07.147	3:57.395	27.046	42.706	162.2	55:18.716
9	1	1:26.159	19.075	25.779	41.305	291.1	13:25.073	28	3	1:29.390	19.129	26.887	43.374	296.7	58:48.106
10	1	1:26.473	19.134	25.763	41.576	290.3	14:51.546	29	3	1:27.680	18.970	26.204	42.506	297.5	1:00:15.786
11	1	1:26.653	19.272	25.815	41.566	293.5	16:18.199								
12	1	1:27.057	19.106	26.519	41.432	291.1	17:45.256								
13	1	1:27.795	19.126	26.309	42.360	294.3	19:13.051								
14	1	1:31.306 B	18.898	25.680	46.728	295.9	20:44.357								
15	3	4:52.415	3:43.705	26.427	42.283	161.2	25:36.772								
16	3	1:27.493	18.854	26.431	42.208	301.7	27:04.265								
17	3	1:26.209	19.049	25.980	41.180	291.9	28:30.474								
18	3	1:27.518	19.061	26.557	41.900	295.9	29:57.992								
19	3	1:25.955	19.036	25.859	41.060	291.9	31:23.947								
20	3	1:26.194	19.007	25.714	41.473	291.1	32:50.141								
21	3	1:32.444 B	19.043	26.524	46.877	293.5	34:22.585								
22	2	3:55.237	2:45.227	26.264	43.746	160.2	38:17.822								
23	2	1:25.978	18.941	25.769	41.268	301.7	39:43.800								
24	2	1:26.888	19.003	25.680	42.205	294.3	41:10.688								
25	2	1:27.255	19.075	26.570	41.610	293.5	42:37.943								
26	2	1:26.115	18.997	25.827	41.291	292.7	44:04.058								
27	2	1:32.003 B	19.112	26.001	46.890	307.7	45:36.061								
28	2	7:48.054	6:39.142	26.599	42.313	158.6	53:24.115								
29	2	1:26.592	18.927	26.015	41.650	297.5	54:50.707								
30	2	1:27.755	19.012	27.493	41.250	295.9	56:18.462								
31	2	1:26.193	19.027	25.707	41.459	291.9	57:44.655								
32	2	1:26.970	19.102	25.803	42.065	295.1	59:11.625								
33	2	1:26.098	19.104	25.787	41.207	295.1	1:00:37.723								
2 Toyota Racing 1. Alexander WURZ 2. Stéphane SARRAZIN 3. Mike CONWAY Toyota TS 040 - Hybrid LMP1 - H															
1	1	1:30.137	20.254	26.947	42.936	152.8	1:30.137								
2	1	1:27.207	19.276	26.357	41.574	294.3	2:57.344								
3	1	1:26.672	19.251	26.043	41.378	292.7	4:24.016								
4	1	1:28.056	19.086	26.728	42.242	297.5	5:52.072								
5	1	1:28.021	19.465	26.097	42.459	293.5	7:20.093								
6	1	1:26.557	19.085	26.009	41.463	293.5	8:46.650								
7	1	1:27.247	19.193	25.982	42.072	294.3	10:13.897								
8	1	1:32.137 B	19.113	26.094	46.930	299.2	11:46.034								
9	2	2:34.070	1:21.985	26.726	45.359	162.2	14:20.104								
10	2	1:31.050	19.912	28.237	42.901	297.5	15:51.154								
11	2	1:27.829	19.249	26.541	42.039	293.5	17:18.983								
12	2	1:29.478	19.122	28.057	42.299	293.5	18:48.461								
13	2	1:27.237	19.149	26.200	41.888	293.5	20:15.698								
14	2	1:34.209 B	19.118	26.644	48.447	311.2	21:49.907								
15	2	8:49.888	7:41.175	26.362	42.351	159.3	30:39.795								
16	2	1:26.662	19.015	26.312	41.335	299.2	32:06.457								
17	2	1:30.026	19.019	28.727	42.280	291.9	33:36.483								
18	2	1:26.730	18.956	26.052	41.722	291.9	35:03.213								
4 Team Bykolles 1. Simon TRUMMER 2. Pierre KAFFER CLM P1/01 - AER LMP1								19	2	1:26.186	19.029	25.805	41.352	293.5	36:29.399
1	2	1:46.429	32.573	29.547	44.309	146.1	1:46.429	20	2	1:32.743	20.175	28.520	44.048	295.9	3:19.172
2	2	1:32.743	20.175	28.520	44.048	295.9	3:19.172	21	3	1:31.736	19.899	28.121	43.716	291.1	4:50.908
3	2	1:31.736	19.899	28.121	43.716	291.1	4:50.908	22	3	1:26.582	18.912	26.312	41.358	295.1	46:15.953
4	2	1:34.204	19.964	28.392	45.848	305.9	6:25.112	23	3	1:28.067	19.208	27.265	41.594	290.3	47:44.020
5	2	1:31.028	19.945	27.470	43.613	305.1	7:56.140	24	3	1:27.668	19.041	26.919	41.708	291.1	49:11.688
6	2	1:31.755	19.789	27.474	44.492	306.8	9:27.895	25	3	1:27.873	18.985	26.093	42.795	291.1	50:39.561
7	2	1:31.066	19.942	27.500	43.624	304.2	10:58.961	26	3	1:32.008 B	19.318	26.156	46.534	291.1	52:11.569
8	2	1:44.359 B	19.939	28.725	55.695	305.1	12:43.320	27	3	5:07.147	3:57.395	27.046	42.706	162.2	55:18.716
9	1	5:56.583	4:41.196	29.607	45.780	135.3	18:39.903	28	3	1:29.390	19.129	26.887	43.374	296.7	58:48.106
10	1	1:33.750	20.378	28.216	45.156	300.8	20:13.653	29	3	1:27.680	18.970	26.204	42.506	297.5	1:00:15.786
11	1	1:33.520	20.107	28.092	45.321	301.7	21:47.173								
12	1	1:32.565	20.158	27.924	44.483	302.5	23:19.738								
13	1	1:35.834	20.520	28.467	46.847	301.7	24:55.572								
14	1	1:33.328	19.986	28.825	44.517	305.9	26:28.900								
15	1	1:32.975	20.124	28.133	44.718	301.7	28:01.875								
16	1	1:43.447 B	20.115	28.344	54.988	305.1	29:45.322								
17	1	10:36.594	9:20.817	29.928	45.849	138.5	40:21.916								
18	1	1:31.449	19.898	27.763	43.788	302.5	41:53.365								
19	1	1:32.043	20.026	27.874	44.143	305.1	43:25.408								
20	1	1:33.927	20.003	28.052	45.872	304.2	44:59.335								
21	1	1:34.176	20.393	28.693	45.090	298.3	46:33.511								
22	1	1:32.194	19.968	27.954	44.272	303.4	48:05.705								
23	1	1:48.250 B	19.905	27.990	1:00.355	304.2	49:53.955								
24	1	5:35.933	4:14.092	34.373	47.468	134.8	55:29.888								
25	1	1:33.544	20.190	28.106	45.248	296.7	57:03.432								
26	1	1:33.077	20.098	28.366	44.613	299.2	58:36.509								
27	1	1:32.051	20.074	27.668	44.309	299.2	1:00:08.560								
7 Audi Sport Team Joest 1. Marcel FÄSSLER 2. André LOTTERER 3. Benoît TRÉLUIER Audi R18 e-tron quattro LMP1 - H								19	2	1:26.186	19.029	25.805	41.352	293.5	36:29.399
1	3	2:09.610 B	32.853	35.508	1:01.249	127.4	2:09.610	20	2	1:32.582 B	18.910	25.817	47.855	292.7	38:01.981
2	3	5:21.391	4:09.549	28.373	43.469	157.9	7:31.001	21	3	6:47.390	5:36.336	27.135	43.919	161.4	44:49.371
3	3	1:28.849	19.402	27.135	42.312	291.9	8:59.850	22	3	1:26.582	18.912	26.312	41.358	295.1	46:15.953
4	3	1:26.924	19.416	25.809	41.699	298.3	10:26.774	23	3	1:28.067	19.208	27.265	41.594	290.3	47:44.020
5	3	1:27.700	19.023	26.636	42.041	298.3	11:54.474	24	3	1:27.668	19.041	26.919	41.708	291.1	49:11.688
6	3	1:26.443	19.102	25.530	41.811	295.9	13:20.917	25	3	1:27.873	18.985	26.093	42.795	291.1	50:39.561
7	3	1:32.932 B	19.277	26.006	47.649	304.2	14:53.849	26	3	1:32.008 B	19.318	26.156	46.534	291.1	52:11.569
8	3														

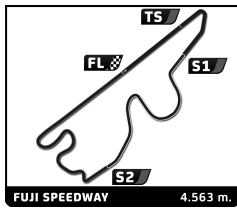


FIA WEC
6 Hours of Fuji
Free Practice 3
Sector Analysis

4.563 m.

■ Personal Best ■ Session Best B Crossing the finish line in pit lane

Lap	D	Time	Sector 1	Sector 2	Sector 3	T. Spd	Elapsed	Lap	D	Time	Sector 1	Sector 2	Sector 3	T. Spd	Elapsed							
14	2	1:32.807	19.902	29.019	43.886	293.5	34:51.283	22	2	1:30.245	19.553	26.792	43.900	311.2	48:41.516							
15	2	1:25.170	18.794	25.297	41.079	305.9	36:16.453	23	2	1:31.005	19.370	27.365	44.270	312.1	50:12.521							
16	2	1:26.410	19.089	25.550	41.771	305.1	37:42.863	24	2	1:34.910 B	19.455	27.462	47.993	314.9	51:47.431							
17	2	1:26.705	19.015	26.370	41.320	305.1	39:09.568	25	1	4:22.996	3:11.738	27.273	43.985	160.0	56:10.427							
18	2	1:24.987	18.946	25.118	40.923	302.5	40:34.555	26	1	1:31.219	19.837	27.170	44.212	310.3	57:41.646							
19	2	1:26.504	19.318	25.660	41.526	292.7	42:01.059	27	1	1:31.822	19.753	27.567	44.502	311.2	59:13.468							
20	2	1:26.322	18.916	25.336	42.070	302.5	43:27.381	28	1	1:31.055	19.834	27.567	43.654	314.9	1:00:44.523							
21	2	1:27.442	19.147	25.899	42.396	302.5	44:54.823	<div style="border: 1px solid black; padding: 5px;"> 13 Rebellion Racing Rebellion R-One - AER 1. Alexandre IMPERATORI 3. Daniel ABT 2. Dominik KRAHAMER LMP1 </div>							1	2	2:02.558	49.069	28.256	45.233	137.2	2:02.558
22	2	1:25.645	18.998	25.387	41.260	302.5	46:20.468								2	2	1:31.417	20.325	27.391	43.701	288.8	3:33.975
23	2	1:25.598	18.977	25.376	41.245	295.1	47:46.066								3	2	1:30.952	19.875	27.386	43.691	311.2	5:04.927
24	2	1:26.196	18.958	25.680	41.558	295.1	49:12.262								4	2	1:32.472	19.946	28.457	44.069	313.0	6:37.399
25	2	1:31.804 B	19.058	25.561	47.185	296.7	50:44.066								5	2	1:31.920	19.825	27.417	44.678	309.5	8:09.319
<div style="border: 1px solid black; padding: 5px;"> 8 Audi Sport Team Joest Audi R18 e-tron quattro 1. Lucas DI GRASSI 3. Oliver JARVIS 2. Loic DUVAL LMP1 - H </div>															6	2	1:31.904	19.969	27.691	44.244	309.5	9:41.223
															7	2	1:31.304	19.987	27.366	43.951	304.2	11:12.527
															8	2	1:31.526	20.026	27.332	44.168	307.7	12:44.053
															9	2	1:31.694	19.743	27.649	44.302	310.3	14:15.747
															10	2	1:39.632 B	19.863	28.455	51.314	312.1	15:55.379
								11	3	6:35.695	5:22.776	28.689	44.230	157.4	22:31.074							
								12	3	1:31.736	19.894	27.583	44.259	308.6	24:02.810							
								13	3	1:32.519	19.779	27.714	45.026	307.7	25:35.329							
								14	3	1:33.555	19.808	28.985	44.762	310.3	27:08.884							
								15	3	1:33.196	19.965	28.999	44.232	307.7	28:42.080							
16	3	1:33.956	20.185	28.578	45.193	313.0	30:16.036															
17	3	1:31.708	19.892	27.629	44.187	312.1	31:47.744															
18	3	1:38.969 B	20.133	27.661	51.175	308.6	33:26.713															
19	3	7:50.896	6:39.024	27.783	44.089	159.5	41:17.609															
20	3	1:31.587	19.823	27.359	44.405	313.0	42:49.196															
21	3	1:31.056	19.742	27.243	44.071	312.1	44:20.252															
22	3	1:39.051 B	19.988	27.521	51.542	300.0	45:59.303															
23	1	7:29.524	6:16.116	28.810	44.598	150.4	53:28.827															
24	1	1:31.085	20.013	27.303	43.769	305.1	54:59.912															
25	1	1:30.920	19.815	27.363	43.742	311.2	56:30.832															
26	1	1:32.724	19.905	28.617	44.202	305.9	58:03.556															
27	1	1:31.224	19.769	27.476	43.979	311.2	59:34.780															
<div style="border: 1px solid black; padding: 5px;"> 12 Rebellion Racing Rebellion R-One - AER 1. Nicolas PROST LMP1 2. Mathias BECHE </div>								<div style="border: 1px solid black; padding: 5px;"> 17 Porsche Team Porsche 919 Hybrid 1. Timo BERNHARD 3. Brendon HARTLEY 2. Mark WEBBER LMP1 - H </div>							1	1	12:27.869	...	26.750	42.333	147.5	12:27.869
															2	1	1:23.989	18.558	25.270	40.161	298.3	13:51.858
															3	1	1:29.345	20.390	28.568	40.387	235.3	15:21.203
															4	1	1:29.811 B	19.099	25.375	45.337	293.5	16:51.014
															5	2	3:30.519	2:18.928	28.862	42.729	150.0	20:21.533
															6	2	1:24.424	18.443	25.090	40.891	305.9	21:45.957
															7	2	1:29.222	19.658	27.866	41.698	259.0	23:15.179
															8	2	1:23.570	18.354	24.959	40.257	305.9	24:38.749
															9	2	1:51.503 B	21.341	34.737	55.425	274.8	26:30.252
															10	2	2:40.736	1:32.716	26.301	41.719	164.4	29:10.988
11	2	1:25.667	18.951	25.750	40.966	278.4	30:36.655															
12	2	1:25.420	18.872	25.918	40.630	282.0	32:02.075															
13	2	1:24.806	18.981	25.508	40.317	284.2	33:26.881															
14	2	1:26.079	18.785	25.688	41.606	282.7	34:52.960															
15	2	1:25.391	19.225	25.464	40.702	285.0	36:18.351															
16	2	1:27.315	19.114	27.385	40.816	286.5	37:45.666															
17	2	1:25.408	19.040	25.608	40.760	286.5	39:11.074															

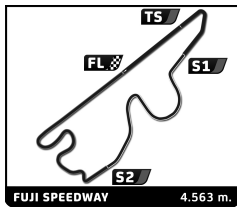


FIA WEC
6 Hours of Fuji
Free Practice 3
Sector Analysis

4.563 m.

Personal Best Session Best B Crossing the finish line in pit lane

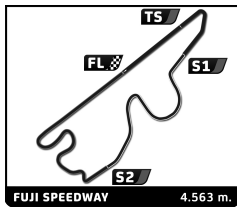
Lap	D	Time	Sector 1	Sector 2	Sector 3	T. Spd	Elapsed	Lap	D	Time	Sector 1	Sector 2	Sector 3	T. Spd	Elapsed							
18	2	1:47.929B	19.035	25.019	1:03.875	283.5	40:59.003	8	2	1:34.103	20.941	28.182	44.980	274.1	16:21.849							
19	1	2:37.590	1:30.807	26.437	40.346	163.9	43:36.593	9	2	1:47.555B	20.747	27.941	58.867	275.5	18:09.404							
20	1	1:27.084	19.131	26.672	41.281	281.2	45:03.677	10	3	7:37.595	6:23.310	29.729	44.556	145.7	25:46.999							
21	1	1:25.761	18.929	25.856	40.976	285.0	46:29.438	11	3	1:32.789	21.016	27.777	43.996	268.7	27:19.788							
22	1	1:25.708	19.011	26.104	40.593	279.8	47:55.146	12	3	1:33.287	21.174	27.601	44.512	270.0	28:53.075							
23	1	1:25.885	18.944	25.849	41.092	281.2	49:21.031	13	3	1:32.742	20.823	27.562	44.357	270.7	30:25.817							
24	1	1:25.127	18.887	25.595	40.645	282.7	50:46.158	14	3	1:39.400B	20.963	27.568	50.869	270.0	32:05.217							
25	1	1:26.598	19.006	26.775	40.817	282.0	52:12.756	15	2	3:37.518	2:22.155	29.604	45.759	146.5	35:42.735							
26	1	1:25.929	19.063	26.406	40.460	282.7	53:38.685	16	2	1:34.240	21.159	28.296	44.785	269.3	37:16.975							
27	1	1:32.203B	19.040	26.630	46.533	288.8	55:10.888	17	2	1:34.973	20.940	28.676	45.357	272.0	38:51.948							
28	3	2:35.917	1:28.087	26.057	41.773	164.9	57:46.805	18	2	1:33.781	21.121	28.107	44.553	272.0	40:25.729							
29	3	1:31.451B	18.899	27.041	45.511	283.5	59:18.256	19	2	1:35.246	20.981	29.415	44.850	273.4	42:00.975							
18 Porsche Team Porsche 919 Hybrid LMP1 - H 1.Romain DUMAS 3.Marc LIEB 2.Neel JANI								20								2	1:35.148	21.040	28.162	45.946	272.7	43:36.123
1	1	1:39.983	31.041	26.211	42.731	153.2	1:39.983	21	2	1:42.806B	21.045	29.169	52.592	276.2	45:18.929							
2	1	1:24.478	18.409	25.312	40.757	305.1	3:04.461	22	1	5:07.158	3:50.791	29.651	46.716	148.6	50:26.087							
3	1	1:34.239	20.750	30.542	42.947	274.1	4:38.700	23	1	1:33.968	20.925	27.983	45.060	275.5	52:00.055							
4	1	1:23.953	18.304	25.004	40.645	306.8	6:02.653	24	1	1:34.050	20.897	28.027	45.126	276.2	53:34.105							
5	1	1:34.174B	19.480	25.787	48.907	247.7	7:36.827	25	1	1:33.756	20.946	27.860	44.950	277.6	55:07.861							
6	3	2:41.142	1:32.042	26.820	42.280	152.5	10:17.969	26	1	1:33.106	20.886	27.812	44.408	276.9	56:40.967							
7	3	1:23.960	18.436	25.251	40.273	308.6	11:41.929	27	1	1:39.317	26.139	28.075	45.103	276.9	58:20.284							
8	3	1:29.777	20.025	27.529	42.223	232.3	13:11.706	28	1	1:35.422	20.908	27.850	46.664	278.4	59:55.706							
9	3	1:24.202	18.450	25.000	40.752	307.7	14:35.908	29	1	1:36.957	20.966	28.749	47.242	278.4	1:01:32.663							
10	3	1:32.146B	19.242	25.811	47.093	286.5	16:08.054	28 G-Drive Racing Ligier JS P2 - Nissan LMP2 1.Gustavo YACAMAN 3.Ricardo GONZALEZ 2.Luis Felipe DERANI														
11	3	6:32.145	5:24.035	26.378	41.732	160.0	22:40.199	1	3	3:27.358	2:10.811	31.125	45.422	145.4	3:27.358							
12	3	1:25.472	19.214	25.571	40.687	279.8	24:05.671	2	3	1:33.658	20.985	28.135	44.538	274.8	5:01.016							
13	3	1:26.195	19.183	25.574	41.438	287.2	25:31.866	3	3	1:33.813	20.687	28.076	45.050	278.4	6:34.829							
14	3	1:26.249	19.121	26.008	41.120	291.9	26:58.115	4	3	1:32.996	20.705	27.950	44.341	276.2	8:07.825							
15	3	1:26.130	19.078	25.463	41.589	287.2	28:24.245	5	3	1:33.189	20.768	28.054	44.367	276.9	9:41.014							
16	3	1:25.067	19.044	25.478	40.545	288.8	29:49.312	6	3	1:41.194B	21.018	28.053	52.123	281.2	11:22.208							
17	3	1:29.955B	18.759	25.250	45.946	287.2	31:19.267	7	1	5:06.946	3:52.653	28.237	46.056	147.9	16:29.154							
18	1	6:28.445	5:20.559	26.588	41.298	163.4	37:47.712	8	1	1:34.808	20.731	28.506	45.571	278.4	18:03.962							
19	1	1:26.892	19.027	25.899	41.966	288.8	39:14.604	9	1	1:33.054	20.708	27.665	44.681	270.7	19:37.016							
20	1	1:25.398	18.898	25.909	40.591	289.5	40:40.002	10	1	1:32.772	20.657	27.829	44.286	276.9	21:09.788							
21	1	1:25.665	18.935	25.918	40.812	288.8	42:05.667	11	1	1:33.366	20.707	27.551	45.108	277.6	22:43.154							
22	1	1:27.135	18.898	26.110	42.127	290.3	43:32.802	12	1	1:38.355B	20.707	28.168	49.480	281.2	24:21.509							
23	1	1:26.363	19.371	26.262	40.730	289.5	44:59.165	13	2	4:23.348	3:07.141	29.448	46.759	147.3	28:44.857							
24	1	1:30.909B	19.469	25.491	45.949	287.2	46:30.074	14	2	1:33.453	20.813	28.032	44.608	276.9	30:18.310							
25	2	3:25.020	2:12.784	27.377	44.859	79.8	49:55.094	15	2	1:33.561	20.852	28.156	44.553	275.5	31:51.871							
26	2	1:25.608	18.667	26.010	40.931	295.1	51:20.702	16	2	1:36.031	20.846	29.378	45.807	276.9	33:27.902							
27	2	1:24.996	18.914	25.644	40.438	289.5	52:45.698	17	2	1:33.627	20.874	28.177	44.576	274.8	35:01.529							
28	2	1:25.961	18.838	26.363	40.760	289.5	54:11.659	18	2	1:41.527B	20.778	29.520	51.229	277.6	36:43.056							
29	2	1:28.974	19.161	27.279	42.534	287.2	55:40.633	19	2	6:45.754	5:31.390	28.764	45.600	147.5	43:28.810							
30	2	1:26.783	19.299	25.931	41.553	292.7	57:07.416	20	2	1:34.636	21.041	28.583	45.012	275.5	45:03.446							
31	2	1:26.610	19.624	25.824	41.162	296.7	58:34.026	21	2	1:33.422	20.897	27.966	44.559	271.4	46:36.868							
32	2	1:29.538	19.797	26.878	42.863	266.7	1:00:03.564	22	2	1:34.927	20.836	28.984	45.107	272.7	48:11.795							
26 G-Drive Racing Ligier JS P2 - Nissan LMP2 1.Roman RUSINOV 3.Sam BIRD 2.Julien CANAL								23								2	1:33.389	21.021	27.864	44.504	272.7	49:45.184
1	3	1:50.447	34.507	29.831	46.109	144.4	1:50.447	24	2	1:38.959B	20.878	27.878	50.203	270.0	51:24.143							
2	3	1:35.098	21.162	28.897	45.039	273.4	3:25.545	25	2	4:31.843	3:18.788	28.342	44.713	147.5	55:55.986							
3	3	1:33.597	20.969	28.057	44.571	274.1	4:59.142	26	2	1:35.055	20.921	27.787	46.347	275.5	57:31.041							
4	3	1:40.334B	21.145	28.156	51.033	279.8	6:39.476	27	2	1:33.494	20.993	28.056	44.445	275.5	59:04.535							
5	2	4:51.669	3:31.450	33.195	47.024	144.8	11:31.145	28	2	1:33.004	21.139	27.689	44.176	273.4	1:00:37.539							
6	2	1:40.350	21.026	28.305	51.019	275.5	13:11.495	30 Extreme Speed Motorsports Ligier JS P2 - HPD LMP2 1.Scott SHARP 3.David HEINEMEIER HANSSON 2.Ryan DALZIEL														
7	2	1:36.251	20.882	29.344	46.025	276.9	14:47.746	1	2	1:43.875	27.885	30.109	45.881	126.3	1:43.875							



FIA WEC
6 Hours of Fuji
Free Practice 3
Sector Analysis

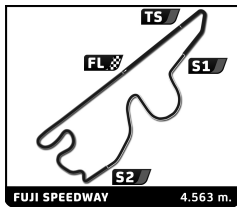
■ Personal Best ■ Session Best B Crossing the finish line in pit lane

Lap	D	Time	Sector 1	Sector 2	Sector 3	T. Spd	Elapsed	Lap	D	Time	Sector 1	Sector 2	Sector 3	T. Spd	Elapsed
2	2	1:34.059	21.438	28.276	44.345	266.7	3:17.934	26	1	3:29.882	2:11.057	30.957	47.868	141.5	50:53.139
3	2	1:35.736	20.793	28.301	46.642	274.8	4:53.670	27	1	1:37.751	21.549	29.682	46.520	267.3	52:30.890
4	2	1:32.935	20.831	27.908	44.196	274.8	6:26.605	28	1	1:37.422	21.508	29.513	46.401	270.0	54:08.312
5	2	1:33.288	21.445	27.761	44.082	274.8	7:59.893	29	1	1:41.707	21.712	31.332	48.663	271.4	55:50.019
6	2	1:39.539 B	20.733	27.852	50.954	274.8	9:39.432	30	1	1:40.404	22.041	30.840	47.523	264.7	57:30.423
7	2	4:38.775	3:24.930	29.220	44.625	146.7	14:18.207	31	1	1:39.311	21.474	30.867	46.970	271.4	59:09.734
8	2	1:36.076	21.250	29.183	45.643	274.1	15:54.283	32	1	1:46.845	21.443	37.086	48.316	271.4	1:00:56.579
9	2	1:35.249	21.583	28.691	44.975	244.9	17:29.532	36 Signatech Alpine Alpine A450b - Nissan LMP2							
10	2	1:40.862 B	21.113	28.241	51.508	272.7	19:10.394	1.Nelson PANCIATICI 3.Vincent CAPILLAIRE							
11	3	6:01.799	4:43.168	31.987	46.644	115.0	25:12.193	2.Paul Loup CHATIN							
12	3	1:34.917	21.302	28.545	45.070	272.0	26:47.110	1	2	2:42.795	1:18.403	37.007	47.385	125.9	2:42.795
13	3	1:35.420	21.190	29.201	45.029	274.1	28:22.530	2	2	1:35.683	21.380	29.009	45.294	269.3	4:18.478
14	3	1:37.254	21.075	30.824	45.355	272.0	29:59.784	3	2	1:35.923	21.126	29.378	45.419	274.1	5:54.401
15	3	1:34.175	21.009	28.348	44.818	273.4	31:33.959	4	2	1:36.808	20.988	29.219	46.601	274.1	7:31.209
16	3	1:36.790	21.126	30.146	45.518	274.8	33:10.749	5	2	1:41.460 B	21.040	28.615	51.805	274.1	9:12.669
17	3	1:35.681	20.994	29.491	45.196	274.8	34:46.430	6	2	3:15.014	1:59.091	29.456	46.467	148.4	12:27.683
18	3	1:34.518	21.106	28.399	45.013	272.7	36:20.948	7	2	1:34.212	21.144	28.524	44.544	269.3	14:01.895
19	3	1:35.002	21.127	28.738	45.137	274.8	37:55.950	8	2	1:32.974	20.837	28.038	44.099	270.7	15:34.869
20	3	1:37.065	21.061	30.354	45.650	276.2	39:33.015	9	2	1:33.119	20.881	27.957	44.281	270.0	17:07.988
21	3	1:41.165 B	21.611	28.463	51.091	270.0	41:14.180	10	2	1:34.740	20.978	29.042	44.720	272.7	18:42.728
22	3	4:59.262	3:44.040	29.570	45.652	146.1	46:13.442	11	2	1:33.083	20.788	27.929	44.366	271.4	20:15.811
23	3	1:34.871	21.189	28.440	45.242	271.4	47:48.313	12	2	1:33.962	20.838	28.130	44.994	273.4	21:49.773
24	3	1:35.797	21.798	28.581	45.418	272.0	49:24.110	13	2	1:38.482 B	20.814	28.046	49.622	272.0	23:28.255
25	3	1:36.054	21.221	28.839	45.994	273.4	51:00.164	14	1	3:06.039	1:51.859	28.876	45.304	151.9	26:34.294
26	3	1:35.928	21.172	28.647	46.109	274.1	52:36.092	15	1	1:35.575	20.986	28.039	46.550	272.0	28:09.869
27	3	1:34.872	21.486	28.479	44.907	273.4	54:10.964	16	1	1:33.510	20.947	28.133	44.430	272.0	29:43.379
28	3	1:37.049	21.346	28.878	46.825	274.8	55:48.013	17	1	1:33.422	20.918	27.985	44.519	271.4	31:16.801
29	3	1:35.440	21.094	28.883	45.463	274.1	57:23.453	18	1	1:33.504	20.836	28.174	44.494	274.1	32:50.305
30	3	1:42.088 B	21.248	28.709	52.131	272.7	59:05.541	19	1	1:33.670	20.837	28.325	44.508	274.1	34:23.975
31 Extreme Speed Motorsports Ligier JS P2 - HPD								1.Ed BROWN 3.Jonathon FOGARTY LMP2							
2.Johannes VAN OVERBEEK															
1	2	1:58.074	39.581	31.600	46.893	147.7	1:58.074	20	1	1:34.960	21.075	28.610	45.275	273.4	35:58.935
2	2	1:35.806	21.554	28.521	45.731	260.9	3:33.880	21	1	1:42.596 B	20.875	28.155	53.566	274.1	37:41.531
3	2	1:34.372	21.318	28.096	44.958	273.4	5:08.252	22	3	3:11.596	1:55.890	29.931	45.775	151.3	40:53.127
4	2	1:33.809	21.083	27.912	44.814	275.5	6:42.061	23	3	1:34.606	21.211	28.610	44.785	270.0	42:27.733
5	2	1:34.077	20.915	27.893	45.269	274.1	8:16.138	24	3	1:35.926	21.284	28.651	45.991	271.4	44:03.659
6	2	1:33.703	21.109	28.125	44.469	274.8	9:49.841	25	3	1:34.746	21.141	28.613	44.992	270.7	45:38.405
7	2	1:41.098 B	21.289	29.084	50.725	273.4	11:30.939	26	3	1:36.565	21.306	30.066	45.193	273.4	47:14.970
8	2	4:45.504	3:30.299	29.225	45.980	146.9	16:16.443	27	3	1:39.334	22.222	30.324	46.788	249.4	48:54.304
9	2	1:36.896	21.471	29.601	45.824	273.4	17:53.339	28	3	1:34.429	20.999	28.415	45.015	270.0	50:28.733
10	2	1:34.749	21.253	28.429	45.067	270.0	19:28.088	29	3	1:35.837	20.888	29.859	45.090	272.7	52:04.570
11	2	1:40.661 B	21.137	28.377	51.147	271.4	21:08.749	30	3	1:34.512	21.015	28.562	44.935	271.4	53:39.082
12	1	4:17.936	2:57.043	32.783	48.110	128.0	25:26.685	31	3	1:36.439	20.860	29.728	45.851	274.1	55:15.521
13	1	1:41.179	21.883	30.599	48.697	270.7	27:07.864	32	3	1:34.273	21.052	28.488	44.733	271.4	56:49.794
14	1	1:45.892	22.329	34.009	49.554	243.8	28:53.756	33	3	1:37.691	21.845	29.256	46.590	236.8	58:27.485
15	1	1:40.069	21.607	30.299	48.163	270.7	30:33.825	34	3	1:34.304	21.031	28.336	44.937	272.0	1:00:01.789
16	1	1:40.676	21.633	31.056	47.987	270.0	32:14.501	42 Strakka Racing Gibson 015S - Nissan LMP2							
17	1	1:39.399	21.605	30.346	47.448	270.0	33:53.900	1.Nick LEVENTIS 3.Jonny KANE							
18	1	1:39.536	21.381	30.134	48.021	269.3	35:33.436	2.Danny WATTS							
19	1	1:41.248	21.637	31.483	48.128	270.0	37:14.684	1	2	3:29.281	2:05.792	31.308	52.181	141.2	3:29.281
20	1	1:39.977	21.548	30.927	47.502	269.3	38:54.661	2	2	1:34.678	21.116	28.609	44.953	270.0	5:03.959
21	1	1:38.353	21.621	29.756	46.976	271.4	40:33.014	3	2	1:35.061	21.112	28.909	45.040	271.4	6:39.020
22	1	1:39.292	21.775	30.136	47.381	272.0	42:12.306	4	2	1:34.849	20.922	28.864	45.063	273.4	8:13.869
23	1	1:41.767	21.701	32.896	47.170	271.4	43:54.073	5	2	1:33.979	20.962	28.339	44.678	270.7	9:47.848
24	1	1:39.157	21.435	30.269	47.453	270.0	45:33.230	6	2	1:33.369	20.816	28.094	44.459	272.0	11:21.217
25	1	1:50.027 B	21.558	30.573	57.896	272.7	47:23.257	7	2	1:40.106 B	20.816	28.131	51.159	273.4	13:01.323
								8	2	3:29.087	2:15.470	28.741	44.876	150.8	16:30.410
								9	2	1:42.791 B	20.819	28.270	53.702	273.4	18:13.201
								10	3	3:42.410	2:28.101	29.302	45.007	147.9	21:55.611



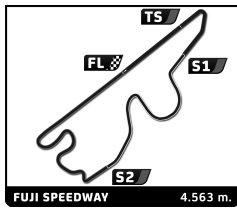
FIA WEC
6 Hours of Fuji
Free Practice 3
Sector Analysis

Lap	D	Time	Sector 1	Sector 2	Sector 3	T. Spd	Elapsed	Lap	D	Time	Sector 1	Sector 2	Sector 3	T. Spd	Elapsed
11	3	1:35.402	21.167	28.224	46.011	272.0	23:31.013								
12	3	1:33.737	20.954	28.143	44.640	271.4	25:04.750								
13	3	1:34.526	20.930	28.972	44.624	272.7	26:39.276								
14	3	1:40.335 B	20.861	27.957	51.517	272.7	28:19.611								
15	3	3:18.230 B	1:54.431	29.629	54.170	153.0	31:37.841								
16	3	2:23.303	1:06.125	30.956	46.222	154.1	34:01.144								
17	3	1:33.121	21.167	27.968	43.986	271.4	35:34.265								
18	3	1:32.890	20.849	28.012	44.029	274.1	37:07.155								
19	3	1:33.986	20.734	27.709	45.543	273.4	38:41.141								
20	3	1:32.420	20.749	27.588	44.083	272.0	40:13.561								
21	3	1:38.695 B	20.652	27.531	50.512	274.1	41:52.256								
22	1	3:05.517	1:48.065	30.041	47.411	141.4	44:57.773								
23	1	1:38.338	21.491	29.298	47.549	270.7	46:36.111								
24	1	1:37.944	21.351	29.822	46.771	272.7	48:14.055								
25	1	1:36.607	21.442	29.352	45.813	270.7	49:50.662								
26	1	1:36.845	21.468	29.388	45.989	272.0	51:27.507								
27	1	1:38.072	21.304	30.421	46.347	273.4	53:05.579								
28	1	1:37.172	21.444	29.099	46.629	273.4	54:42.751								
29	1	1:36.691	21.286	29.347	46.058	271.4	56:19.442								
30	1	1:36.247	21.391	29.189	45.667	272.7	57:55.689								
31	1	1:36.307	21.272	29.158	45.877	272.0	59:31.996								
32	1	1:36.474	21.262	29.131	46.081	272.7	1:01:08.470								
43 Team Sard Morand Morgan Evo - SARD LMP2								47 KCMG Oreca 05 - Nissan LMP2							
1.Pierre RAGUES 3.Christopher CUMMING								1.Matthew HOWSON 3.Nick TANDY							
2.Oliver WEBB								2.Richard BRADLEY							
1	3	2:03.116	42.876	30.820	49.420	144.4	2:03.116	1	1	4:42.583	3:25.339	30.925	46.319	144.8	4:42.583
2	3	1:38.619	21.902	30.171	46.546	272.0	3:41.735	2	1	1:35.530	21.247	28.638	45.645	274.8	6:18.113
3	3	1:36.599	21.717	28.969	45.913	268.7	5:18.334	3	1	1:35.112	21.124	28.526	45.462	276.2	7:53.225
4	3	1:35.942	21.484	29.166	45.292	269.3	6:54.276	4	1	1:35.530	21.035	28.648	45.847	276.2	9:28.755
5	3	1:36.651	21.415	29.170	46.066	270.7	8:30.927	5	1	1:35.164	21.045	28.560	45.559	277.6	11:03.919
6	3	1:35.677	21.492	28.705	45.480	270.7	10:06.604	6	1	1:44.363 B	21.098	28.627	54.638	279.8	12:48.282
7	3	1:35.600	21.331	28.870	45.399	269.3	11:42.204	7	1	3:05.234	1:50.732	29.191	45.311	149.4	15:53.516
8	3	1:37.169	21.836	29.958	45.375	272.7	13:19.373	8	1	1:33.251	20.866	28.073	44.312	275.5	17:26.767
9	3	1:36.568	21.286	29.187	46.095	270.0	14:55.941	9	1	1:33.328	20.932	28.071	44.325	276.2	19:00.095
10	3	1:36.489	21.500	29.196	45.793	270.0	16:32.430	10	1	1:33.576	21.142	28.019	44.415	276.9	20:33.671
11	3	1:36.537	21.283	29.675	45.579	272.0	18:08.967	11	1	1:33.344	20.870	28.083	44.391	277.6	22:07.015
12	3	1:43.873 B	21.403	30.292	52.178	272.0	19:52.840	12	1	1:43.995 B	20.809	29.205	53.981	278.4	23:51.010
13	3	5:43.421	4:27.283	29.548	46.590	145.9	25:36.261	13	2	3:02.600	1:44.321	30.401	47.878	129.7	26:53.610
14	3	1:36.102	21.399	28.975	45.728	273.4	27:12.363	14	2	1:34.029	21.108	27.994	44.927	276.2	28:27.639
15	3	1:36.912	21.440	29.699	45.773	274.1	28:49.275	15	2	1:33.462	20.857	27.950	44.655	279.8	30:01.101
16	3	1:36.292	21.412	28.922	45.958	272.0	30:25.567	16	2	1:33.832	20.913	27.994	44.925	279.1	31:34.933
17	3	1:37.323	21.535	29.373	46.415	272.0	32:02.890	17	2	1:40.575 B	20.909	29.113	50.553	281.2	33:15.508
18	3	1:41.742	21.333	34.599	45.810	270.7	33:44.632	18	3	3:00.244	1:46.209	28.850	45.185	151.0	36:15.752
19	3	1:42.249 B	21.464	29.131	51.654	271.4	35:26.881	19	3	1:35.876	20.905	29.497	45.474	279.8	37:51.628
20	1	5:22.100	4:06.876	29.557	45.667	149.2	40:48.981	20	3	1:33.410	20.849	27.986	44.575	281.2	39:25.038
21	1	1:36.048	21.371	29.001	45.676	271.4	42:25.029	21	3	1:34.351	20.660	28.489	45.202	279.1	40:59.389
22	1	1:35.569	21.361	28.773	45.435	269.3	44:00.598	22	3	1:33.115	20.755	28.243	44.117	279.8	42:32.504
23	1	1:35.833	21.358	29.036	45.439	270.7	45:36.431	23	3	1:32.582	20.621	27.568	44.393	278.4	44:05.086
24	1	1:35.941	21.251	28.816	45.874	272.0	47:12.372	24	3	1:37.066	20.652	28.052	48.362	280.5	45:42.152
25	1	1:40.555 B	21.430	28.820	50.305	270.0	48:52.927	25	3	1:33.511	20.701	28.083	44.727	279.1	47:15.663
26	2	3:26.774	2:09.992	30.894	45.888	149.8	52:19.701	26	3	1:41.322 B	22.301	29.376	49.645	264.7	48:56.985
27	2	1:35.373	21.330	28.925	45.118	271.4	53:55.074	27	2	3:42.297	2:26.930	30.033	45.334	134.8	52:39.282
28	2	1:34.812	21.248	28.375	45.189	272.7	55:29.886	28	2	1:34.487	21.021	28.273	45.193	279.1	54:13.769
29	2	1:49.116	33.858	29.638	45.620	275.5	57:19.002	29	2	1:35.604	21.125	28.196	46.283	280.5	55:49.373
30	2	1:35.908	21.525	28.649	45.734	272.0	58:54.910	30	2	1:34.595	21.237	28.203	45.155	268.0	57:23.968
31	2	1:40.521 B	21.340	28.372	50.809	272.0	1:00:35.431	31	2	1:35.522	21.077	28.626	45.819	282.7	58:59.490
44 Larbre Competition Chevrolet Corvette C7 LMGTE Am								50 1.Gianluca RODA 3.Nicolai SYLVEST							
2.Paolo RUBERTI								2.Paolo RUBERTI							
1	3	2:32.751	1:09.012	34.600	49.139	136.9	2:32.751	1	3	2:32.751	1:09.012	34.600	49.139	136.9	2:32.751
2	3	1:43.208	22.502	32.023	48.683	256.5	4:15.959	2	3	1:43.208	22.502	32.023	48.683	256.5	4:15.959
3	3	1:44.037	22.324	31.930	49.783	264.7	5:59.996	3	3	1:44.037	22.324	31.930	49.783	264.7	5:59.996
4	3	1:43.271	22.531	31.845	48.895	249.4	7:43.267	4	3	1:43.271	22.531	31.845	48.895	249.4	7:43.267
5	3	1:45.273	22.415	33.934	48.924	264.1	9:28.540	5	3	1:45.273	22.415	33.934	48.924	264.1	9:28.540
6	3	1:52.070 B	23.528	32.540	56.002	228.3	11:20.610	6	3	1:52.070 B	23.528	32.540	56.002	228.3	11:20.610
7	1	3:46.646	2:24.298	33.132	49.216	139.4	15:07.256	7	1	3:46.646	2:24.298	33.132	49.216	139.4	15:07.256
8	1	1:44.781	22.612	32.731	49.438	251.2	16:52.037	8	1	1:44.781	22.612	32.731	49.438	251.2	16:52.037
9	1	1:53.675 B	22.582	32.456	58.637	252.3	18:45.712	9	1	1:53.675 B	22.582	32.456	58.637	252.3	18:45.712
10	1	2:36.281	1:16.039	32.554	47.688	141.2	21:21.993	10	1	2:36.281	1:16.039	32.554	47.688	141.2	21:21.993
11	1	1:41.123	22.257	31.487	47.379	241.6	23:03.116	11	1	1:41.123	22.257	31.487	47.379	241.6	23:03.116
12	1	1:41.832	22.039	31.918	47.875	251.7	24:44.948	12	1	1:41.832	22.039	31.918	47.875	251.7	24:44.948
13	1	1:41.793	22.229	31.615	47.949	252.3	26:26.741	13	1	1:41.793	22.229	31.615	47.949	252.3	26:26.741
14	1	1:51.170 B	22.497	31.630	57.043	251.2	28:17.911	14	1	1:51.170 B	22.497	31.630	57.043	251.2	28:17.911



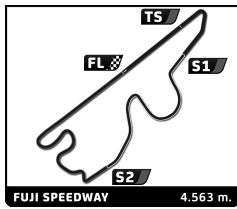
FIA WEC
6 Hours of Fuji
Free Practice 3
Sector Analysis

								■ Personal Best ■ Session Best ■ B Crossing the finish line in pit lane							
Lap	D	Time	Sector 1	Sector 2	Sector 3	T. Spd	Elapsed	Lap	D	Time	Sector 1	Sector 2	Sector 3	T. Spd	Elapsed
20	3	3:51.965	2:29.952	32.114	49.899	141.5	43:32.839	12	1	3:57.730	2:35.304	32.748	49.678	138.3	25:07.627
21	3	1:42.211	22.267	31.508	48.436	268.0	45:15.050	13	1	1:39.740	22.087	30.677	46.976	266.0	26:47.367
22	3	1:41.856	22.053	31.374	48.429	267.3	46:56.906	14	1	1:39.888	21.821	30.837	47.230	265.4	28:27.255
23	3	2:53.159 B	56.714	47.444	1:09.001	265.4	49:50.065	15	1	1:40.151	22.101	30.971	47.079	262.8	30:07.406
24	3	5:33.301	4:12.101	32.326	48.874	141.7	55:23.366	16	1	1:45.198 B	21.914	30.743	52.541	267.3	31:52.604
25	3	1:42.295	22.231	31.522	48.542	264.7	57:05.661	17	2	3:13.353	1:52.739	32.791	47.823	140.1	35:05.957
26	3	1:42.190	22.206	31.680	48.304	268.7	58:47.851	18	2	1:40.004	21.937	30.855	47.212	265.4	36:45.961
27	3	1:41.871	22.060	31.495	48.316	268.0	1:00:29.722	19	2	1:40.563	21.905	30.984	47.674	266.7	38:26.524
51 AF Corse 1. Gianmaria BRUNI 2. Toni VILANDER Ferrari F458 Italia LMGT E Pro								20	2	1:40.497	21.955	30.969	47.573	266.7	40:07.021
								21	2	1:40.124	21.938	30.765	47.421	266.0	41:47.145
22	2	1:40.089	21.965	30.731	47.393	265.4	43:27.234								
23	2	1:40.471	21.916	30.844	47.711	268.0	45:07.705								
24	2	1:40.277	21.903	30.821	47.553	266.7	46:47.982								
25	2	1:40.137	21.912	30.767	47.458	266.7	48:28.119								
26	2	1:41.692	22.298	31.497	47.897	268.0	50:09.811								
27	2	1:48.204 B	21.981	31.158	55.065	266.7	51:58.015								
28	2	3:24.171	1:59.305	32.821	52.045	140.1	55:22.186								
29	2	1:40.623	22.127	30.924	47.572	267.3	57:02.809								
30	2	1:52.168	32.772	31.337	48.059	267.3	58:54.977								
31	2	1:46.898 B	22.031	31.622	53.245	265.4	1:00:41.875								
72 SMP Racing 1. Victor SHAYTAR 2. Andrea BERTOLINI 3. Aleksey BASOV Ferrari F458 Italia LMGT E Am								1	1	2:25.241	55.969	38.183	51.089	126.3	2:25.241
								2	1	1:43.490	22.733	32.228	48.529	231.3	4:08.731
3	1	1:42.385	22.422	31.617	48.346	257.1	5:51.116								
4	1	1:42.939	22.294	31.626	49.019	257.1	7:34.055								
5	1	1:48.189 B	22.244	31.604	54.341	268.0	9:22.244								
6	1	3:46.375	2:23.224	31.525	51.626	136.0	13:08.619								
7	1	1:41.173	21.992	31.217	47.964	266.7	14:49.792								
8	1	1:40.706	22.026	31.030	47.650	267.3	16:30.498								
9	1	1:41.868	21.907	31.265	48.696	265.4	18:12.366								
10	1	1:40.757	21.979	31.149	47.629	267.3	19:53.123								
11	1	1:52.826 B	24.430	32.722	55.674	268.0	21:45.949								
12	3	3:43.628	2:22.265	32.355	49.008	139.9	25:29.577								
13	3	1:44.900	22.392	32.077	50.431	259.6	27:14.477								
14	3	1:42.622	22.314	31.576	48.732	266.0	28:57.099								
15	3	1:42.051	21.995	31.998	48.058	268.7	30:39.150								
16	3	1:42.460	22.066	32.130	48.264	265.4	32:21.610								
17	3	1:42.124	22.024	31.494	48.606	267.3	34:03.734								
18	3	1:42.693	22.080	31.543	49.070	268.7	35:46.427								
19	3	1:41.801	22.087	31.618	48.096	268.0	37:28.228								
20	3	1:47.561 B	22.040	31.305	54.216	266.7	39:15.789								
21	2	2:52.279	1:30.856	32.991	48.432	139.9	42:08.068								
22	2	1:41.681	22.037	31.489	48.155	269.3	43:49.749								
23	2	1:41.360	22.083	31.355	47.922	267.3	45:31.109								
24	2	1:41.443	22.007	31.377	48.059	267.3	47:12.552								
25	2	1:50.240 B	22.826	32.480	54.934	223.1	49:02.792								
26	2	3:20.283	1:58.736	33.137	48.410	139.2	52:23.075								
27	2	1:42.319	22.434	31.779	48.106	266.7	54:05.394								
28	2	1:47.495 B	22.200	32.080	53.215	266.0	55:52.889								
29	1	2:41.757 B	1:14.784	32.020	54.953	139.5	58:34.646								
30	3	2:47.241 B	1:20.008	32.599	54.634	141.4	1:01:21.887								
77 Dempsey - Proton Racing 1. Patrick DEMPSEY 2. Patrick LONG 3. Marco SEEFRIED Porsche 911 RSR LMGT E Am								1	1	2:28.239	1:03.099	33.993	51.147	131.4	2:28.239



FIA WEC
6 Hours of Fuji
Free Practice 3
Sector Analysis

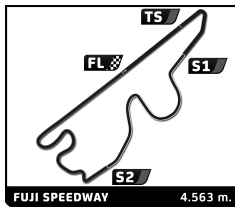
								■ Personal Best ■ Session Best ■ B Crossing the finish line in pit lane							
Lap	D	Time	Sector 1	Sector 2	Sector 3	T. Spd	Elapsed	Lap	D	Time	Sector 1	Sector 2	Sector 3	T. Spd	Elapsed
27	3	1:41.690	22.043	31.540	48.107	267.3	54:06.869	27	3	1:41.690	22.043	31.540	48.107	267.3	54:06.869
28	3	1:41.611	22.086	31.577	47.948	266.7	55:48.480	28	3	1:41.611	22.086	31.577	47.948	266.7	55:48.480
29	3	1:43.682	22.146	32.173	49.363	268.0	57:32.162	29	3	1:43.682	22.146	32.173	49.363	268.0	57:32.162
30	3	1:41.780	22.006	31.749	48.025	267.3	59:13.942	30	3	1:41.780	22.006	31.749	48.025	267.3	59:13.942
31	3	1:41.904	21.977	31.548	48.379	268.0	1:00:55.846	31	3	1:41.904	21.977	31.548	48.379	268.0	1:00:55.846
88 Abu Dhabi-Proton Racing 1. Christian RIED 2. Khaled AL QUBAISI 3. Earl BAMBER Porsche 911 RSR LMGTE Am															
1	1	2:28.434	1:04.808	32.689	50.937	138.6	2:28.434	1	1	2:28.434	1:04.808	32.689	50.937	138.6	2:28.434
2	1	1:54.260	32.104	33.010	49.146	258.4	4:22.694	2	1	1:54.260	32.104	33.010	49.146	258.4	4:22.694
3	1	1:44.007	22.530	32.199	49.278	259.0	6:06.701	3	1	1:44.007	22.530	32.199	49.278	259.0	6:06.701
4	1	1:50.926	22.588	32.272	56.066	250.0	7:57.627	4	1	1:50.926	22.588	32.272	56.066	250.0	7:57.627
5	1	5:15.976	3:53.439	32.956	49.581	143.0	13:13.603	5	1	5:15.976	3:53.439	32.956	49.581	143.0	13:13.603
6	1	1:42.619	22.535	31.623	48.461	260.9	14:56.222	6	1	1:42.619	22.535	31.623	48.461	260.9	14:56.222
7	1	1:43.152	22.403	32.014	48.735	258.4	16:39.374	7	1	1:43.152	22.403	32.014	48.735	258.4	16:39.374
8	1	1:43.262	22.401	31.954	48.907	264.7	18:22.636	8	1	1:43.262	22.401	31.954	48.907	264.7	18:22.636
9	1	1:43.632	22.733	31.955	48.944	259.0	20:06.268	9	1	1:43.632	22.733	31.955	48.944	259.0	20:06.268
10	1	1:43.440	22.460	31.850	49.130	263.4	21:49.708	10	1	1:43.440	22.460	31.850	49.130	263.4	21:49.708
11	1	1:43.821	22.666	32.159	48.996	250.6	23:33.529	11	1	1:43.821	22.666	32.159	48.996	250.6	23:33.529
12	1	1:43.096	22.465	31.955	48.676	264.7	25:16.625	12	1	1:43.096	22.465	31.955	48.676	264.7	25:16.625
13	1	1:49.763	22.562	31.905	55.296	264.1	27:06.388	13	1	1:49.763	22.562	31.905	55.296	264.1	27:06.388
14	2	3:34.197	2:11.570	33.721	48.906	141.2	30:40.585	14	2	3:34.197	2:11.570	33.721	48.906	141.2	30:40.585
15	2	1:53.617	29.315	35.071	49.231	248.8	32:34.202	15	2	1:53.617	29.315	35.071	49.231	248.8	32:34.202
16	2	1:44.128	22.868	32.456	48.804	246.0	34:18.330	16	2	1:44.128	22.868	32.456	48.804	246.0	34:18.330
17	2	1:44.575	22.826	32.387	49.362	253.5	36:02.905	17	2	1:44.575	22.826	32.387	49.362	253.5	36:02.905
18	2	1:43.901	22.795	32.202	48.904	257.1	37:46.806	18	2	1:43.901	22.795	32.202	48.904	257.1	37:46.806
19	2	1:45.102	22.684	32.030	50.388	251.7	39:31.908	19	2	1:45.102	22.684	32.030	50.388	251.7	39:31.908
20	2	1:44.582	22.939	32.702	48.941	254.7	41:16.490	20	2	1:44.582	22.939	32.702	48.941	254.7	41:16.490
21	2	1:43.894	22.730	32.126	49.038	258.4	43:00.384	21	2	1:43.894	22.730	32.126	49.038	258.4	43:00.384
22	2	1:49.784	22.822	32.255	54.707	250.6	44:50.168	22	2	1:49.784	22.822	32.255	54.707	250.6	44:50.168
23	3	3:33.585	2:12.413	32.745	48.427	143.0	48:23.753	23	3	3:33.585	2:12.413	32.745	48.427	143.0	48:23.753
24	3	1:43.139	22.443	31.773	48.923	260.9	50:06.892	24	3	1:43.139	22.443	31.773	48.923	260.9	50:06.892
25	3	1:42.972	22.537	32.229	48.206	259.6	51:49.864	25	3	1:42.972	22.537	32.229	48.206	259.6	51:49.864
26	3	1:42.928	22.426	31.852	48.650	264.7	53:32.792	26	3	1:42.928	22.426	31.852	48.650	264.7	53:32.792
27	3	1:43.165	22.340	32.288	48.537	266.0	55:15.957	27	3	1:43.165	22.340	32.288	48.537	266.0	55:15.957
28	3	1:48.784	22.312	31.919	54.553	260.9	57:04.741	28	3	1:48.784	22.312	31.919	54.553	260.9	57:04.741
83 AF Corse 1. François PERRODO 2. Emmanuel COLLARD 3. Rui AGUAS Ferrari F458 Italia LMGTE Am															
1	2	3:04.534	1:44.130	32.120	48.284	140.6	3:04.534	1	2	3:04.534	1:44.130	32.120	48.284	140.6	3:04.534
2	2	1:42.528	22.528	31.844	48.156	262.1	4:47.062	2	2	1:42.528	22.528	31.844	48.156	262.1	4:47.062
3	2	1:42.422	22.372	31.947	48.103	263.4	6:29.484	3	2	1:42.422	22.372	31.947	48.103	263.4	6:29.484
4	2	1:52.113	22.461	31.636	58.016	264.1	8:21.597	4	2	1:52.113	22.461	31.636	58.016	264.1	8:21.597
5	2	2:49.627	1:30.066	31.432	48.129	140.1	11:11.224	5	2	2:49.627	1:30.066	31.432	48.129	140.1	11:11.224
6	2	1:40.875	22.224	31.167	47.484	265.4	12:52.099	6	2	1:40.875	22.224	31.167	47.484	265.4	12:52.099
7	2	1:40.677	22.126	31.067	47.484	264.1	14:32.776	7	2	1:40.677	22.126	31.067	47.484	264.1	14:32.776
8	2	1:41.588	22.100	31.548	47.940	264.1	16:14.364	8	2	1:41.588	22.100	31.548	47.940	264.1	16:14.364
9	2	1:56.686	22.200	31.265	1:03.221	264.7	18:11.050	9	2	1:56.686	22.200	31.265	1:03.221	264.7	18:11.050
10	1	3:23.625	2:02.868	32.255	48.502	139.5	21:34.675	10	1	3:23.625	2:02.868	32.255	48.502	139.5	21:34.675
11	1	1:42.968	22.600	31.924	48.444	266.0	23:17.643	11	1	1:42.968	22.600	31.924	48.444	266.0	23:17.643
12	1	1:43.283	22.464	32.401	48.418	262.8	25:00.926	12	1	1:43.283	22.464	32.401	48.418	262.8	25:00.926
13	1	1:42.879	22.668	31.894	48.317	258.4	26:43.805	13	1	1:42.879	22.668	31.894	48.317	258.4	26:43.805
14	1	1:43.795	22.322	32.298	49.175	263.4	28:27.600	14	1	1:43.795	22.322	32.298	49.175	263.4	28:27.600
15	1	1:48.699	22.845	32.083	53.771	254.7	30:16.299	15	1	1:48.699	22.845	32.083	53.771	254.7	30:16.299
16	1	2:51.832	1:32.110	31.699	48.023	139.0	33:08.131	16	1	2:51.832	1:32.110	31.699	48.023	139.0	33:08.131
17	1	1:42.828	22.241	32.375	48.212	264.7	34:50.959	17	1	1:42.828	22.241	32.375	48.212	264.7	34:50.959
18	1	1:42.088	22.344	31.644	48.100	264.7	36:33.047	18	1	1:42.088	22.344	31.644	48.100	264.7	36:33.047
19	1	1:42.284	22.423	31.615	48.246	262.8	38:15.331	19	1	1:42.284	22.423	31.615	48.246	262.8	38:15.331
20	1	1:47.629	22.430	31.739	53.460	263.4	40:02.960	20	1	1:47.629	22.430	31.739	53.460	263.4	40:02.960
21	3	2:48.122	1:26.836	31.989	49.297	140.4	42:51.082	21	3	2:48.122	1:26.836	31.989	49.297	140.4	42:51.082
22	3	1:41.595	22.213	31.536	47.846	264.1	44:32.677	22	3	1:41.595	22.213	31.536	47.846	264.1	44:32.677
23	3	1:41.233	22.151	31.402	47.680	263.4	46:13.910	23	3	1:41.233	22.151	31.402	47.680	263.4	46:13.910
24	3	1:47.917	22.300	31.547	54.070	267.3	48:01.827	24	3	1:47.917	22.300	31.547	54.070	267.3	48:01.827
25	3	2:41.072	1:21.363	31.500	48.209	141.2	50:42.899	25	3	2:41.072	1:21.363	31.500	48.209	141.2	50:42.899
26	3	1:42.280	21.998	32.172	48.110	266.0	52:25.179	26	3	1:42.280	21.998	32.172	48.110	266.0	52:25.179
91 Porsche Team Manthey 1. Richard LIETZ 2. Michael CHRISTENSEN Porsche 911 RSR LMGTE Pro															
1	1	3:13.938	1:53.611	32.367	47.960	139.2	3:13.938	1	1	3:13.938	1:53.611	32.367	47.960	139.2	3:13.938
2	1	1:41.523	22.225	31.426	47.872	265.4	4:55.461	2	1	1:41.523	22.225	31.426	47.872	265.4	4:55.461
3	1	1:41.166	22.222	31.308	47.636	267.3	6:36.627	3	1	1:41.166	22.222	31.308	47.636	267.3	6:36.627
4	1	1:41.723	22.100	31.280	48.343	268.7	8:18.350	4	1	1:41.723	22.100	31.280	48.343	268.7	8:18.350
5	1	1:46.927	22.141	31.732	53.054	267.3	10:05.277	5	1	1:46.927	22.141	31.732	53.054	267.3	10:05.277
6	1	3:17.204	1:56.814	32.363	48.027	133.2	13:22.481	6	1	3:17.204	1:56.814	32.363	48.027	133.2	13:22.



FIA WEC
6 Hours of Fuji
Free Practice 3
Sector Analysis

■ Personal Best ■ Session Best B Crossing the finish line in pit lane

Lap	D	Time	Sector 1	Sector 2	Sector 3	T. Spd	Elapsed	Lap	D	Time	Sector 1	Sector 2	Sector 3	T. Spd	Elapsed
19	2	1:41.163	21.900	31.902	47.361	268.0	47:18.833	20	1	1:40.967	22.334	30.822	47.811	268.7	40:23.350
20	2	1:39.780	22.038	30.748	46.994	266.7	48:58.613	21	1	1:46.750 B	22.024	31.809	52.917	268.0	42:10.100
21	2	1:39.191	21.760	30.650	46.781	268.0	50:37.804	22	1	5:21.651	4:01.758	31.446	48.447	137.9	47:31.751
22	2	1:39.714	21.785	30.771	47.158	268.0	52:17.518	23	1	1:42.054	22.361	31.732	47.961	261.5	49:13.805
23	2	1:45.642 B	21.814	31.771	52.057	268.7	54:03.160	24	1	1:41.928	22.273	31.483	48.172	264.7	50:55.733
92 Porsche Team Manthey Porsche 911 RSR								96 Aston Martin Racing Aston Martin Vantage V8							
1. Patrick PILET								1. Francesco CASTELLACCI							
2. Frédéric MAKOWIECKI								2. Liam GRIFFIN							
LMGTE Pro								LMGTE Am							
1	2	2:22.664	57.227	35.174	50.263	118.9	2:22.664	1	3	2:01.304	40.255	32.215	48.834	138.5	2:01.304
2	2	1:44.177	23.792	32.221	48.164	205.3	4:06.841	2	3	1:42.750	22.612	31.776	48.362	252.9	3:44.054
3	2	1:43.290	23.266	32.215	47.809	212.2	5:50.131	3	3	1:42.417	22.636	31.570	48.211	255.9	5:26.471
4	2	1:41.625	22.094	31.596	47.935	256.5	7:31.756	4	3	1:48.128 B	22.406	31.602	54.120	259.6	7:14.599
5	2	1:46.974 B	22.273	31.579	53.122	267.3	9:18.730	5	3	2:59.965	1:40.683	31.526	47.756	141.7	10:14.564
6	2	8:34.926	7:16.910	31.057	46.959	139.5	17:53.656	6	3	1:41.555	22.457	31.473	47.625	260.9	11:56.119
7	2	1:39.768	21.852	30.966	46.950	266.7	19:33.424	7	3	1:41.646	22.422	31.534	47.690	257.8	13:37.765
8	2	1:40.046	21.754	31.212	47.080	265.4	21:13.470	8	3	1:41.391	22.163	31.443	47.785	259.6	15:19.156
9	2	1:45.085 B	21.848	31.245	51.992	266.0	22:58.555	9	3	1:41.441	22.275	31.481	47.685	260.2	17:00.597
10	1	4:40.425	3:21.707	31.068	47.650	142.3	27:38.980	10	3	1:47.742 B	22.280	31.612	53.850	257.1	18:48.339
11	1	1:41.451	22.612	31.318	47.521	264.7	29:20.431	11	2	3:01.540	1:36.723	33.254	51.563	134.7	21:49.879
12	1	1:40.073	21.960	30.844	47.269	264.7	31:00.504	12	2	1:45.765	23.221	32.755	49.789	231.3	23:35.644
13	1	1:40.207	22.007	30.963	47.237	265.4	32:40.711	13	2	1:44.380	22.543	32.332	49.505	258.4	25:20.024
14	1	1:45.173 B	21.998	30.943	52.232	265.4	34:25.884	14	2	1:45.873	22.629	32.609	50.635	259.6	27:05.897
15	1	6:32.059	5:13.209	31.115	47.735	141.2	40:57.943	15	2	1:48.405	23.375	34.560	50.470	265.4	28:54.302
16	1	1:40.665	22.090	31.430	47.145	264.1	42:38.608	16	2	1:43.911	22.628	32.179	49.104	257.1	30:38.213
17	1	1:40.066	21.992	31.011	47.063	265.4	44:18.674	17	2	1:44.593	22.554	32.478	49.561	260.2	32:22.806
18	1	1:40.006	22.046	31.028	46.932	264.1	45:58.680	18	2	1:44.522	22.512	32.386	49.624	257.8	34:07.328
19	1	1:39.647	21.941	30.810	46.896	264.1	47:38.327	19	2	1:43.675	22.599	32.046	49.030	248.3	35:51.003
20	1	1:42.345	21.886	32.630	47.829	265.4	49:20.672	20	2	1:44.371	22.463	32.246	49.662	259.0	37:35.374
21	1	1:40.645	22.220	30.814	47.611	266.0	51:01.317	21	2	1:44.327	22.556	32.127	49.644	259.0	39:19.701
22	1	1:40.428	21.987	30.824	47.617	267.3	52:41.745	22	2	1:46.385	23.328	32.606	50.451	235.3	41:06.086
23	1	1:39.844	21.939	30.723	47.182	267.3	54:21.589	23	2	1:54.208 B	22.605	32.849	58.754	249.4	43:00.294
24	1	1:40.003	21.997	30.891	47.115	268.7	56:01.592	24	1	6:34.137	5:10.689	33.643	49.805	134.3	49:34.431
25	1	1:41.630	22.034	31.464	48.132	246.6	57:43.222	25	1	1:43.637	22.701	32.424	48.512	254.1	51:18.068
26	1	1:40.834	22.104	30.910	47.820	266.0	59:24.056	26	1	1:42.983	22.410	32.067	48.506	260.9	53:01.051
27	1	1:40.638	22.009	30.975	47.654	266.7	1:01:04.694	27	1	1:42.508	22.322	31.760	48.426	262.8	54:43.559
95 Aston Martin Racing Aston Martin Vantage V8								97 Aston Martin Racing Aston Martin Vantage V8							
1. Christoffer NYGAARD								1. Darren TURNER							
2. Marco SØRENSEN								2. Jonathan ADAM							
LMGTE Pro								LMGTE Pro							
1	1	2:05.352	34.706	37.171	53.475	137.4	2:05.352	1	2	3:07.647	1:37.727	37.533	52.387	132.7	3:07.647
2	1	1:48.032	24.741	33.417	49.874	217.3	3:53.384	2	2	1:50.913	23.768	36.117	51.028	204.2	4:58.560
3	1	1:43.074	23.334	31.620	48.120	246.0	5:36.458	3	2	1:47.798	23.303	33.529	50.966	224.1	6:46.358
4	1	1:50.479 B	22.258	33.273	54.948	264.1	7:26.937	4	2	1:45.281	23.004	32.593	49.684	235.3	8:31.639
5	1	2:54.669	1:34.269	31.394	49.006	141.7	10:21.606	5	2	1:45.843	22.588	32.895	50.360	260.2	10:17.482
6	1	1:40.710	21.993	31.145	47.572	266.7	12:02.316	6	2	1:50.970 B	22.504	32.052	56.414	263.4	12:08.452
7	1	1:39.814	21.969	30.646	47.199	264.1	13:42.130	7	1	3:12.636	1:50.354	33.038	49.244	140.4	15:21.088
8	1	1:46.422 B	22.279	31.448	52.695	266.0	15:28.552	8	1	1:43.706	22.584	32.218	48.904	262.8	17:04.794
9	2	3:51.925	2:31.332	32.134	48.459	138.3	19:20.477	9	1	1:43.647	22.510	32.172	48.965	264.1	18:48.441
10	2	1:40.573	22.046	30.991	47.536	263.4	21:01.050								
11	2	1:39.613	21.910	30.586	47.117	264.7	22:40.663								
12	2	1:45.647 B	21.888	31.017	52.742	265.4	24:26.310								
13	1	4:12.271	2:53.192	31.307	47.772	141.4	28:38.581								
14	1	1:40.782	22.074	31.010	47.698	266.0	30:19.363								
15	1	1:40.154	21.993	30.732	47.429	264.7	31:59.517								
16	1	1:40.492	22.012	30.873	47.607	265.4	33:40.009								
17	1	1:40.870	22.017	31.073	47.780	265.4	35:20.879								
18	1	1:40.689	22.171	30.820	47.698	267.3	37:01.568								
19	1	1:40.815	22.016	30.976	47.823	267.3	38:42.383								



FIA WEC
6 Hours of Fuji
Free Practice 3
Sector Analysis

■ Personal Best ■ Session Best B Crossing the finish line in pit lane

Lap	D	Time	Sector 1	Sector 2	Sector 3	T. Spd	Elapsed	Lap	D	Time	Sector 1	Sector 2	Sector 3	T. Spd	Elapsed
10	1	1:49.490B	22.547	32.521	54.422	264.1	20:37.931	1	2	2:15.024	46.990	36.435	51.599	136.9	2:15.024
11	1	3:06.857	1:48.342	30.877	47.638	141.0	23:44.788	2	2	1:51.929	25.825	33.685	52.419	211.8	4:06.953
12	1	1:40.229	22.092	31.164	46.973	264.7	25:25.017	3	2	1:42.789	22.593	31.905	48.291	234.8	5:49.742
13	1	1:39.867	21.872	30.726	47.269	265.4	27:04.884	4	2	1:51.295B	22.280	33.995	55.020	266.7	7:41.037
14	1	1:40.863	21.874	30.956	48.033	265.4	28:45.747	5	2	3:12.006	1:51.270	32.763	47.973	140.1	10:53.043
15	1	1:40.009	22.027	30.900	47.082	266.7	30:25.756	6	2	1:39.921	22.103	30.900	46.918	262.8	12:32.964
16	1	1:47.016B	22.254	31.832	52.930	233.8	32:12.772	7	2	1:39.670	22.001	30.584	47.085	267.3	14:12.634
17	2	3:44.495	2:14.835	32.312	57.348	134.0	35:57.267	8	2	1:40.766	22.051	31.124	47.591	264.1	15:53.400
18	2	1:42.230	22.491	31.584	48.155	265.4	37:39.497	9	2	1:46.672B	22.405	31.118	53.149	251.2	17:40.072
19	2	1:40.411	21.916	31.327	47.168	265.4	39:19.908	10	1	3:51.181	2:31.184	32.080	47.917	139.9	21:31.253
20	2	1:40.221	21.934	30.997	47.290	264.7	41:00.129	11	1	1:40.559	22.047	31.125	47.387	263.4	23:11.812
21	2	1:40.039	21.955	30.969	47.115	268.0	42:40.168	12	1	1:40.252	22.037	30.902	47.313	265.4	24:52.064
22	2	1:45.285B	21.793	31.021	52.471	267.3	44:25.453	13	1	1:46.372B	22.215	31.665	52.492	263.4	26:38.436
23	2	3:39.345	2:20.615	31.370	47.360	139.9	48:04.798	14	1	2:55.353	1:36.653	31.441	47.259	140.6	29:33.789
24	2	1:40.572	22.131	31.141	47.300	262.8	49:45.370	15	1	1:40.282	21.977	31.177	47.128	266.0	31:14.071
25	2	1:40.673	21.954	31.132	47.587	266.7	51:26.043	16	1	1:39.603	21.825	30.840	46.938	266.7	32:53.674
26	2	1:41.348	22.163	31.058	48.127	265.4	53:07.391	17	1	1:39.517	21.815	30.704	46.998	268.0	34:33.191
27	2	1:40.462	21.941	31.129	47.392	268.7	54:47.853	18	1	1:40.549	21.840	30.652	48.057	268.0	36:13.740
28	2	1:40.767	22.062	31.269	47.436	268.7	56:28.620	19	1	1:40.843	21.948	31.469	47.426	268.0	37:54.583
29	2	1:40.901	21.889	31.433	47.579	268.0	58:09.521	20	1	1:47.682B	22.057	31.498	54.127	267.3	39:42.265
30	2	1:41.018	21.942	31.150	47.926	267.3	59:50.539	21	3	3:48.539	2:23.772	34.635	50.132	137.2	43:30.804
31	2	1:43.503	22.356	32.139	49.008	267.3	1:01:34.042	22	3	1:40.775	22.020	31.167	47.588	264.7	45:11.579
98 Aston Martin Racing <small>Aston Martin Vantage V8</small>															
1. Paul DALLA LANA <small>3. Mathias LAUDA</small>								LMGTE Am							
2. Pedro LAMY															
1	3	2:18.665	57.234	32.998	48.433	138.3	2:18.665	23	3	1:40.176	22.038	30.820	47.318	267.3	46:51.755
2	3	1:42.364	22.605	31.684	48.075	258.4	4:01.029	24	3	1:40.438	22.021	31.029	47.388	266.7	48:32.193
3	3	1:41.823	22.378	31.382	48.063	261.5	5:42.852	25	3	1:40.237	21.916	30.870	47.451	267.3	50:12.430
4	3	1:42.013	22.269	31.284	48.460	263.4	7:24.865	26	3	1:43.302	21.857	30.951	50.494	269.3	51:55.732
5	3	1:51.136B	22.341	31.107	57.688	262.8	9:16.001	27	3	1:40.909	22.123	30.961	47.825	265.4	53:36.641
6	2	3:13.040	1:52.525	32.075	48.440	141.4	12:29.041	28	3	1:42.962	21.961	32.692	48.309	267.3	55:19.603
7	2	1:42.036	22.389	31.424	48.223	262.8	14:11.077	29	3	1:40.427	21.899	30.855	47.673	268.0	57:00.030
8	2	1:42.129	22.519	31.550	48.060	260.9	15:53.206	30	3	1:40.223	21.906	30.857	47.460	266.7	58:40.253
9	2	1:43.516	22.941	32.352	48.223	257.8	17:36.722	31	3	1:40.178	21.899	30.696	47.583	268.7	1:00:20.431
10	2	1:42.183	22.415	31.476	48.292	259.0	19:18.905								
11	2	1:47.197B	22.408	31.227	53.562	261.5	21:06.102								
12	2	5:09.105	3:49.082	31.788	48.235	142.1	26:15.207								
13	2	1:42.233	22.503	31.452	48.278	262.8	27:57.440								
14	2	1:49.369B	22.664	31.767	54.938	262.8	29:46.809								
15	1	5:26.881	4:04.748	32.783	49.350	137.1	35:13.690								
16	1	1:43.992	22.822	32.106	49.064	257.8	36:57.682								
17	1	1:44.404	22.718	32.340	49.346	260.9	38:42.086								
18	1	1:44.069	22.949	32.257	48.863	254.7	40:26.155								
19	1	1:50.386B	22.899	32.077	55.410	266.0	42:16.541								
20	1	3:02.325	1:40.440	33.402	48.483	130.4	45:18.866								
21	1	1:42.763	22.331	31.643	48.789	262.8	47:01.629								
22	1	1:42.632	22.670	31.697	48.265	262.8	48:44.261								
23	1	1:42.118	22.392	31.550	48.176	261.5	50:26.379								
24	1	1:42.305	22.368	31.840	48.097	264.7	52:08.684								
25	1	1:42.156	22.370	31.613	48.173	262.1	53:50.840								
26	1	1:47.587B	22.488	31.529	53.570	262.1	55:38.427								
27	1	2:34.959	1:14.961	31.747	48.251	136.4	58:13.386								
28	1	1:43.043	22.205	31.871	48.967	265.4	59:56.429								
29	1	1:43.718	22.237	31.907	49.574	266.0	1:01:40.147								
99 Aston Martin Racing V8 <small>Aston Martin Vantage V8</small>															
1. Alex MACDOWALL <small>3. Stefan MÜCKE</small>								LMGTE Pro							
2. Fernando REES															