

FIA WEC

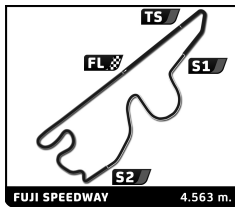
6 Hours of Fuji

Free Practice 2

Sector Analysis

■ Personal Best
 ■ Session Best
 ■ B Crossing the finish line in pit lane

Lap	D	Time	Sector 1	Sector 2	Sector 3	T. Spd	Elapsed	Lap	D	Time	Sector 1	Sector 2	Sector 3	T. Spd	Elapsed
1 Toyota Racing 1. Anthony DAVIDSON 2. Sébastien BUEMI 3. Kazuki NAKAJIMA Toyota TS 040 - Hybrid LMP1 - H								7	3	1:27.907	19.214	26.336	42.357	295.9	15:20.985
1	2	1:33.927	24.460	26.923	42.544	143.0	1:33.927	8	3	1:27.269	19.231	26.278	41.760	296.7	16:48.254
2	2	1:26.291	18.954	26.045	41.292	292.7	3:00.218	9	3	1:27.953	19.185	26.325	42.443	300.8	18:16.207
3	2	1:26.242	19.051	25.799	41.392	290.3	4:26.460	10	3	1:28.953	19.293	26.800	42.860	295.9	19:45.160
4	2	1:29.495	19.000	26.377	44.118	292.7	5:55.955	11	3	1:28.090	19.197	26.982	41.911	298.3	21:13.250
5	2	1:28.098	20.045	26.280	41.773	293.5	7:24.053	12	3	1:28.697	19.209	27.069	42.419	299.2	22:41.947
6	2	1:27.017	19.205	26.518	41.294	293.5	8:51.070	13	3	1:27.477	19.204	26.403	41.870	296.7	24:09.424
7	2	1:26.931	18.955	26.601	41.375	293.5	10:18.001	14	3	1:28.850	19.300	26.739	42.811	295.1	25:38.274
8	2	1:27.107	19.011	26.206	41.890	292.7	11:45.108	15	3	1:28.875	19.437	27.228	42.210	298.3	27:07.149
9	2	1:26.732	19.065	26.228	41.439	281.2	13:11.840	16	3	1:27.623	19.253	26.424	41.946	297.5	28:34.772
10	2	1:28.137	19.206	26.772	42.159	282.7	14:39.977	17	3	1:29.024	19.305	27.137	42.582	296.7	30:03.796
11	2	1:27.238	19.122	26.013	42.103	283.5	16:07.215	18	3	1:27.872	19.269	26.474	42.129	298.3	31:31.668
12	2	1:27.238	19.182	26.408	41.648	284.2	17:34.453	19	3	1:28.067	19.342	26.411	42.314	296.7	32:59.735
13	2	1:27.614	19.365	26.665	41.584	282.0	19:02.067	20	3	1:34.764B	19.265	26.589	48.910	296.7	34:34.499
14	2	1:27.149	19.148	26.091	41.910	283.5	20:29.216	21	2	2:37.224	1:28.057	26.690	42.477	164.1	37:11.723
15	2	1:27.190	19.256	26.261	41.673	283.5	21:56.406	22	2	1:31.182	19.301	27.625	44.256	297.5	38:42.905
16	2	1:26.889	19.190	26.164	41.535	284.2	23:23.295	23	2	1:28.374	19.409	26.441	42.524	293.5	40:11.279
17	2	1:27.745	19.425	26.433	41.887	284.2	24:51.040	24	2	1:29.399	19.420	27.130	42.849	296.7	41:40.678
18	2	1:26.880	19.196	26.056	41.628	282.0	26:17.920	25	2	1:28.208	19.370	26.547	42.291	295.9	43:08.886
19	2	1:27.921	19.231	26.581	42.109	282.7	27:45.841	26	2	1:34.627B	19.286	26.985	48.356	303.4	44:43.513
20	2	1:26.946	19.339	26.027	41.580	282.0	29:12.787	27	2	2:27.458	1:18.553	27.041	41.864	165.9	47:10.971
21	2	1:33.710B	19.078	26.672	47.960	309.5	30:46.497	28	2	1:28.539	19.113	26.263	43.163	295.9	48:39.510
22	3	4:22.895	3:12.371	28.535	41.989	164.9	35:09.392	29	2	1:27.743	19.227	26.213	42.303	297.5	50:07.253
23	3	1:29.645	19.546	27.484	42.615	278.4	36:39.037	30	2	1:27.173	19.164	26.096	41.913	294.3	51:34.426
24	3	1:28.113	19.348	26.753	42.012	282.7	38:07.150	31	2	1:28.057	19.288	26.463	42.306	286.5	53:02.483
25	3	1:27.885	19.318	26.404	42.163	291.9	39:35.035	32	2	1:27.543	19.200	26.212	42.131	284.2	54:30.026
26	3	1:28.076	19.233	26.842	42.001	291.9	41:03.111	33	2	1:28.366	19.231	26.493	42.642	286.5	55:58.392
27	3	1:28.296	19.292	27.157	41.847	291.9	42:31.407	34	2	1:27.149	19.210	26.079	41.860	294.3	57:25.541
28	3	1:30.109	19.300	26.407	44.402	292.7	44:01.516	35	2	1:27.268	19.503	26.017	41.748	282.7	58:52.809
29	3	1:27.428	19.242	26.329	41.857	293.5	45:28.944	36	2	1:27.439	19.187	26.182	42.070	297.5	1:00:20.248
30	3	1:28.686	19.203	26.785	42.698	293.5	46:57.630	37	2	1:28.092	19.373	26.701	42.018	280.5	1:01:48.340
31	3	1:28.625	19.373	26.711	42.541	278.4	48:26.255	38	2	1:29.180	19.382	27.307	42.491	281.2	1:03:17.520
32	3	1:27.875	19.517	26.402	41.956	291.9	49:54.130	39	2	1:27.552	19.326	26.174	42.052	291.9	1:04:45.072
33	3	1:28.281	19.198	26.359	42.724	292.7	51:22.411	40	2	1:27.467	19.248	26.413	41.806	295.9	1:06:12.539
34	3	1:28.248	19.453	26.876	41.919	290.3	52:50.659	41	2	1:28.215	19.479	26.846	41.890	291.1	1:07:40.754
35	3	1:29.199	19.212	26.821	43.166	295.1	54:19.858	42	2	1:34.819B	19.145	26.269	49.405	295.9	1:09:15.573
36	3	1:28.215	19.287	27.006	41.922	295.1	55:48.073	43	1	2:45.136	1:35.042	27.438	42.656	161.7	1:12:00.709
37	3	1:32.705B	19.223	26.751	46.731	292.7	57:20.778	44	1	1:29.615	19.270	27.168	43.177	295.9	1:13:30.324
38	1	7:16.075	6:06.311	26.838	42.926	162.2	1:04:36.853	45	1	1:28.611	19.193	27.146	42.272	295.1	1:14:58.935
39	1	1:28.660	18.958	26.039	43.663	292.7	1:06:05.513	46	1	1:27.881	19.264	26.512	42.105	294.3	1:16:26.816
40	1	1:27.916	19.150	26.304	42.462	287.2	1:07:33.429	47	1	1:29.533	19.361	27.714	42.458	295.9	1:17:56.349
41	1	2:51.375B	19.067	49.626	1:42.682	289.5	1:10:24.804	48	1	1:27.894	19.295	26.328	42.271	293.5	1:19:24.243
42	3	15:38.697	...	28.261	42.829	159.1	1:26:03.501	49	1	2:06.668B	19.240	26.528	1:20.900	297.5	1:21:30.911
43	3	1:29.283	19.477	27.461	42.345	288.0	1:27:32.784	50	1	4:15.974	3:03.015	28.205	44.754	163.1	1:25:46.885
44	3	1:29.006	19.398	27.003	42.605	287.2	1:29:01.790	51	1	1:28.226	19.329	26.730	42.167	292.7	1:27:15.111
45	3	1:28.280	19.314	26.758	42.208	288.8	1:30:30.070	52	1	1:28.456	19.200	26.752	42.504	296.7	1:28:43.567
								53	1	1:27.906	19.376	26.414	42.116	296.7	1:30:11.473
2 Toyota Racing 1. Alexander WURZ 2. Stéphane SARRAZIN 3. Mike CONWAY Toyota TS 040 - Hybrid LMP1 - H								4 Team Bykolles 1. Simon TRUMMER 2. Pierre KAFFER CLM P1/01 - AER LMP1							
1	3	1:41.188	28.732	28.134	44.322	153.6	1:41.188	1	2	1:47.594	32.365	30.053	45.176	144.4	1:47.594
2	3	1:29.097	19.530	27.167	42.400	290.3	3:10.285	2	2	1:33.056	20.350	28.173	44.533	288.8	3:20.650
3	3	1:28.603	19.381	26.804	42.418	295.1	4:38.888	3	2	1:33.772	20.041	28.584	45.147	301.7	4:54.422
4	3	1:27.573	19.234	26.359	41.980	297.5	6:06.461	4	2	1:30.727	19.970	27.331	43.426	301.7	6:25.149
5	3	1:34.761B	19.435	27.810	47.516	292.7	7:41.222	5	2	1:30.922	19.983	27.467	43.472	300.8	7:56.071
6	3	6:11.856	5:02.784	27.337	41.735	161.2	13:53.078	6	2	1:31.596	19.859	27.465	44.272	302.5	9:27.667
								7	2	1:41.936B	20.319	28.315	53.302	291.9	11:09.603



FIA WEC
6 Hours of Fuji
Free Practice 2
Sector Analysis

4.563 m.

■ Personal Best ■ Session Best B Crossing the finish line in pit lane

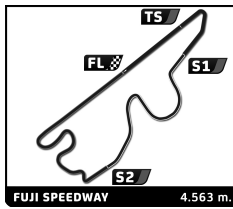
Lap	D	Time	Sector 1	Sector 2	Sector 3	T. Spd	Elapsed	Lap	D	Time	Sector 1	Sector 2	Sector 3	T. Spd	Elapsed
8	2	6:33.947	5:20.475	28.914	44.558	147.1	17:43.550	46	3	1:26.189	18.912	25.708	41.569	296.7	1:11:13.622
9	2	1:33.544	20.184	28.759	44.601	292.7	19:17.094	47	3	1:33.285B	19.184	27.834	46.267	310.3	1:12:46.907
10	2	1:33.012	20.159	27.703	45.150	299.2	20:50.106	48	2	3:39.305	2:30.922	26.183	42.200	171.2	1:16:26.212
11	2	1:31.534	19.971	27.457	44.106	301.7	22:21.640	49	2	1:26.981	19.258	26.034	41.689	295.9	1:17:53.193
12	2	1:41.218B	22.217	28.891	50.110	301.7	24:02.858	50	2	1:27.593	19.102	25.669	42.822	293.5	1:19:20.786
13	2	8:43.495	7:18.634	37.311	47.550	154.5	32:46.353	51	2	2:07.302B	19.012	25.849	1:22.441	300.8	1:21:28.088
14	2	1:31.321	20.054	27.743	43.524	299.2	34:17.674	52	2	4:16.818	3:05.606	28.260	42.952	158.6	1:25:44.906
15	2	1:31.675	20.057	28.022	43.596	301.7	35:49.349	53	2	1:27.450	19.460	26.410	41.580	286.5	1:27:12.356
16	2	1:40.511B	19.996	28.757	51.758	300.8	37:29.860	54	2	1:27.487	19.105	26.392	41.990	304.2	1:28:39.843
								55	2	1:26.880	19.276	25.762	41.842	298.3	1:30:06.723

7 **Audi Sport Team Joest** Audi R18 e-tron quattro LMP1 - H
1. Marcel FÄSSLER 3. Benoît TRÉLUIYER
2. André LOTTERER

1	1	1:37.867	27.060	28.282	42.525	158.1	1:37.867
2	1	1:24.843	19.066	25.160	40.617	288.0	3:02.710
3	1	1:25.002	18.855	25.151	40.996	288.0	4:27.712
4	1	1:28.504	18.846	25.944	43.714	291.9	5:56.216
5	1	1:26.487	18.958	25.755	41.774	300.0	7:22.703
6	1	1:26.008	19.009	25.504	41.495	293.5	8:48.711
7	1	1:24.895	18.826	25.245	40.824	294.3	10:13.606
8	1	1:25.679	18.734	25.404	41.541	297.5	11:39.285
9	1	1:25.747	18.977	25.491	41.279	294.3	13:05.032
10	1	1:25.872	18.937	25.359	41.576	292.7	14:30.904
11	1	1:27.244	18.983	25.265	42.996	295.1	15:58.148
12	1	1:26.136	19.082	25.339	41.715	294.3	17:24.284
13	1	1:26.535	18.939	26.129	41.467	295.1	18:50.819
14	1	1:26.483	19.099	25.821	41.563	297.5	20:17.302
15	1	1:27.865	19.042	25.981	42.842	290.3	21:45.167
16	1	1:27.034	19.120	25.878	42.036	293.5	23:12.201
17	1	1:26.070	19.083	25.481	41.506	288.8	24:38.271
18	1	1:27.620	19.000	26.304	42.316	288.8	26:05.891
19	1	1:26.540	18.983	25.466	42.091	294.3	27:32.431
20	1	1:27.196	19.059	25.812	42.325	296.7	28:59.627
21	1	1:26.217	19.207	25.568	41.442	295.1	30:25.844
22	1	1:27.129	18.971	25.923	42.235	295.9	31:52.973
23	1	1:31.881B	19.064	27.042	45.775	309.5	33:24.854
24	3	3:38.405	2:30.961	26.035	41.409	173.6	37:03.259
25	3	1:27.470	18.903	25.170	43.397	304.2	38:30.729
26	3	1:25.837	18.791	25.584	41.462	291.9	39:56.566
27	3	1:25.436	18.790	25.023	41.623	295.9	41:22.002
28	3	1:25.698	18.961	25.434	41.303	296.7	42:47.700
29	3	1:25.693	18.853	25.371	41.469	293.5	44:13.393
30	3	1:27.100	18.779	26.532	41.789	299.2	45:40.493
31	3	1:27.966	18.867	26.579	42.520	298.3	47:08.459
32	3	1:27.947	18.791	26.154	43.002	297.5	48:36.406
33	3	1:27.154	18.899	26.200	42.055	295.1	50:03.560
34	3	1:26.490	18.861	26.082	41.547	295.1	51:30.050
35	3	1:28.591	19.125	26.300	43.166	291.9	52:58.641
36	3	1:27.161	19.031	25.468	42.662	291.1	54:25.802
37	3	1:27.691	19.124	26.001	42.566	295.9	55:53.493
38	3	1:26.825	18.994	25.618	42.213	295.1	57:20.318
39	3	1:26.343	19.212	25.424	41.707	291.1	58:46.661
40	3	1:31.747B	18.953	25.911	46.883	312.1	1:00:18.408
41	3	3:39.037	2:29.627	27.534	41.876	160.7	1:03:57.445
42	3	1:28.441	19.535	26.734	42.172	280.5	1:05:25.886
43	3	1:26.748	19.114	25.674	41.960	291.9	1:06:52.634
44	3	1:28.480	18.888	27.344	42.248	296.7	1:08:21.114
45	3	1:26.319	18.982	25.739	41.598	296.7	1:09:47.433

8 **Audi Sport Team Joest** Audi R18 e-tron quattro LMP1 - H
1. Lucas DI GRASSI 3. Oliver JARVIS
2. Loïc DUVAL

1	1	15:30.458	...	27.134	44.121	160.0	15:30.458
2	1	1:30.178	19.794	26.249	44.135	284.2	17:00.636
3	1	1:26.003	19.112	25.478	41.413	285.7	18:26.639
4	1	1:25.142	19.048	25.273	40.821	287.2	19:51.781
5	1	1:25.709	19.056	25.345	41.308	293.5	21:17.490
6	1	1:25.973	18.942	25.329	41.702	291.9	22:43.463
7	1	1:26.539	18.948	26.515	41.076	300.0	24:10.002
8	1	1:27.621	19.012	26.368	42.241	291.9	25:37.623
9	1	1:27.270	19.370	25.787	42.113	293.5	27:04.893
10	1	1:25.610	18.952	25.310	41.348	294.3	28:30.503
11	1	1:28.047	19.141	27.412	41.494	295.1	29:58.550
12	1	1:26.143	19.170	25.442	41.531	294.3	31:24.693
13	1	1:32.589B	19.025	26.155	47.409	298.3	32:57.282
14	1	2:12.730	1:03.048	27.927	41.755	172.0	35:10.012
15	1	1:27.436	19.133	25.870	42.433	301.7	36:37.448
16	1	1:26.993	19.583	25.659	41.751	294.3	38:04.441
17	1	1:26.268	19.087	25.735	41.446	295.1	39:30.709
18	1	1:27.637	19.041	26.550	42.046	295.1	40:58.346
19	1	1:26.874	19.150	25.949	41.775	288.0	42:25.220
20	1	1:28.905	19.189	28.172	41.544	290.3	43:54.125
21	1	1:26.550	19.064	25.927	41.559	295.1	45:20.675
22	1	1:27.298	19.163	25.841	42.294	302.5	46:47.973
23	1	1:27.178	19.258	26.227	41.693	297.5	48:15.151
24	1	1:26.313	19.070	25.584	41.659	291.9	49:41.464
25	1	1:27.758	19.090	26.155	42.513	295.1	51:09.222
26	1	1:26.735	18.977	25.932	41.826	298.3	52:35.957
27	1	1:28.409	19.069	26.332	43.008	292.7	54:04.366
28	1	1:26.811	19.047	26.102	41.662	293.5	55:31.177
29	1	1:26.861	19.056	25.680	42.125	295.9	56:58.038
30	1	1:26.936	19.113	26.177	41.646	299.2	58:24.974
31	1	1:27.391	19.098	26.148	42.145	293.5	59:52.365
32	1	1:26.565	19.118	25.569	41.878	293.5	1:01:18.930
33	1	1:28.172	19.126	26.639	42.407	296.7	1:02:47.102
34	1	1:33.088B	19.946	25.744	47.398	288.0	1:04:20.190
35	2	3:00.019	1:50.893	27.062	42.064	150.6	1:07:20.209
36	2	1:29.663	19.210	27.201	43.252	288.8	1:08:49.872
37	2	1:27.605	19.263	25.863	42.479	288.0	1:10:17.477
38	2	1:28.141	19.191	26.888	42.062	288.0	1:11:45.618
39	2	1:26.744	19.234	25.550	41.960	285.0	1:13:12.362
40	2	1:26.338	19.015	25.392	41.931	288.8	1:14:38.700
41	2	1:31.960B	18.991	25.299	47.670	303.4	1:16:10.660
42	3	3:02.358	1:50.640	28.087	43.631	150.8	1:19:13.018
43	3	2:08.609B	19.320	27.336	1:21.953	292.7	1:21:21.627
44	3	4:28.106	3:16.774	27.331	44.001	155.4	1:25:49.733

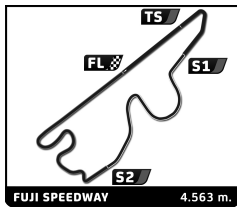


FIA WEC
6 Hours of Fuji
Free Practice 2
Sector Analysis

4.563 m.

Personal Best Session Best B Crossing the finish line in pit lane

Lap	D	Time	Sector 1	Sector 2	Sector 3	T. Spd	Elapsed	Lap	D	Time	Sector 1	Sector 2	Sector 3	T. Spd	Elapsed
45	3	1:28.238	19.622	26.558	42.058	285.0	1:27:17.971	18	1	1:31.995	20.025	27.841	44.129	306.8	1:02:31.834
46	3	1:27.087	19.120	25.897	42.070	291.9	1:28:45.058	19	1	1:39.839B	20.215	28.854	50.770	300.0	1:04:11.673
47	3	1:27.729	19.866	26.216	41.647	285.7	1:30:12.787	20	1	6:44.865	5:32.659	28.322	43.884	156.1	1:10:56.538
12 Rebellion Racing Rebellion R-One - AER LMP1								21	1	1:31.094	19.779	27.146	44.169	306.8	1:12:27.632
1.Nicolas PROST								22	1	1:31.845	19.671	27.531	44.643	309.5	1:13:59.477
2.Mathias BECHE								23	1	1:31.908	19.774	27.678	44.456	308.6	1:15:31.385
1	1	2:25.145	1:13.115	27.587	44.443	142.1	2:25.145	24	1	1:37.774B	19.740	27.407	50.627	307.7	1:17:09.159
2	1	1:33.419	20.051	28.238	45.130	295.1	3:58.564	25	3	8:50.244	7:37.223	28.979	44.042	154.3	1:25:59.403
3	1	1:29.941	19.690	27.156	43.095	308.6	5:28.505	26	3	1:31.859	19.923	27.834	44.102	307.7	1:27:31.262
4	1	1:30.730	19.633	27.189	43.908	311.2	6:59.235	27	3	1:32.723	19.816	27.905	45.002	311.2	1:29:03.985
5	1	1:30.484	19.911	27.261	43.312	301.7	8:29.719	28	3	1:31.546	19.851	27.992	43.703	308.6	1:30:35.531
6	1	1:30.337	19.743	27.323	43.271	316.7	10:00.056	17 Porsche Team Porsche 919 Hybrid LMP1 - H							
7	1	1:39.147B	19.854	27.371	51.922	310.3	11:39.203	1.Timo BERNHARD							
8	2	12:51.776	...	29.584	43.987	146.7	24:30.979	2.Mark WEBBER							
9	2	1:31.546	19.809	27.806	43.931	313.0	26:02.525	3.Brendon HARTLEY							
10	2	1:31.093	19.707	27.474	43.912	314.0	27:33.618	1	3	1:43.684	34.892	27.727	41.065	136.0	1:43.684
11	2	1:31.370	19.657	27.955	43.758	314.9	29:04.988	2	3	1:25.965	18.964	26.032	40.969	285.7	3:09.649
12	2	1:32.995	19.872	28.431	44.692	316.7	30:37.983	3	3	1:24.460	18.768	25.378	40.314	286.5	4:34.109
13	2	1:31.084	19.903	27.446	43.735	311.2	32:09.067	4	3	1:25.607	18.721	25.365	41.521	288.0	5:59.716
14	2	1:30.975	19.801	27.460	43.714	312.1	33:40.042	5	3	1:27.277	19.134	25.859	42.284	292.7	7:26.993
15	2	1:39.315B	19.792	29.206	50.317	314.0	35:19.357	6	3	1:25.781	19.099	25.970	40.712	291.9	8:52.774
16	2	9:55.168	8:41.943	29.217	44.008	153.2	45:14.525	7	3	1:26.672	18.868	26.968	40.836	288.0	10:19.446
17	2	1:32.842	20.198	28.141	44.503	295.9	46:47.367	8	3	1:26.424	18.845	26.542	41.037	288.0	11:45.870
18	2	1:32.009	19.830	28.270	43.909	310.3	48:19.376	9	3	1:25.961	18.945	26.163	40.853	288.8	13:11.831
19	2	1:30.906	19.763	27.455	43.688	312.1	49:50.282	10	3	1:26.892	19.050	26.660	41.182	282.7	14:38.723
20	2	1:32.184	19.820	27.744	44.620	313.0	51:22.466	11	3	1:26.006	18.834	25.659	41.513	286.5	16:04.729
21	2	1:32.044	20.177	27.937	43.930	285.0	52:54.510	12	3	1:26.225	19.002	25.937	41.286	292.7	17:30.954
22	2	1:38.670B	19.789	28.648	50.233	314.9	54:33.180	13	3	1:26.338	19.089	25.892	41.357	287.2	18:57.292
23	2	17:38.838	...	28.792	45.212	150.0	1:12:12.018	14	3	1:26.129	19.165	25.823	41.141	285.7	20:23.421
24	2	1:33.898	19.801	28.644	45.453	310.3	1:13:45.916	15	3	1:25.730	18.862	25.647	41.221	291.1	21:49.151
25	2	1:32.148	19.892	27.837	44.419	309.5	1:15:18.064	16	3	1:26.665	18.845	25.753	42.067	290.3	23:15.816
26	2	1:32.597	19.840	27.944	44.813	311.2	1:16:50.661	17	3	1:25.850	18.951	25.903	40.996	292.7	24:41.666
27	2	1:31.730	19.822	27.589	44.319	310.3	1:18:22.391	18	3	1:27.021	19.002	26.414	41.605	284.2	26:08.687
28	2	1:43.104B	19.834	30.255	53.015	314.0	1:20:05.495	19	3	1:26.256	19.037	26.220	40.999	286.5	27:34.943
29	2	6:55.674	5:36.740	30.851	48.083	105.5	1:27:01.169	20	3	1:27.948	19.119	26.646	42.183	284.2	29:02.891
30	2	1:30.245	19.740	27.264	43.241	309.5	1:28:31.414	21	3	1:25.789	18.995	25.837	40.957	282.7	30:28.680
31	2	1:30.638	19.707	27.269	43.662	314.0	1:30:02.052	22	3	1:25.930	18.872	25.759	41.299	285.7	31:54.610
13 Rebellion Racing Rebellion R-One - AER LMP1								23	3	1:27.238	19.033	26.528	41.677	286.5	33:21.848
1.Alexandre IMPERATORI								24	3	1:27.596	19.010	27.559	41.027	283.5	34:49.444
2.Dominik KRAIHAMER								25	3	1:25.540	18.938	25.745	40.857	288.0	36:14.984
1	2	24:16.989	...	30.290	45.320	142.7	24:16.989	26	3	1:25.469	19.017	25.728	40.724	289.5	37:40.453
2	2	1:32.308	20.463	27.822	44.023	266.7	25:49.297	27	3	1:25.329	18.924	25.577	40.828	288.0	39:05.782
3	2	1:31.987	20.259	27.648	44.080	291.9	27:21.284	28	3	1:26.674	19.024	26.253	41.397	288.8	40:32.456
4	2	1:31.521	20.106	27.726	43.689	301.7	28:52.805	29	3	1:26.609	18.911	26.228	41.470	290.3	41:59.065
5	2	1:31.611	19.989	27.425	44.197	305.9	30:24.416	30	3	1:29.371	20.975	27.354	41.042	291.9	43:28.436
6	2	1:32.798	20.073	27.699	45.026	307.7	31:57.214	31	3	1:25.905	18.997	25.746	41.162	289.5	44:54.341
7	2	1:36.851	19.845	28.938	48.068	307.7	33:34.065	32	3	1:26.756	19.054	26.553	41.149	286.5	46:21.097
8	2	1:39.934B	20.974	27.821	51.139	233.3	35:13.999	33	3	1:27.391	19.018	26.817	41.556	286.5	47:48.488
9	2	6:05.551	4:53.681	27.986	43.884	155.4	41:19.550	34	3	1:27.089	19.057	26.482	41.550	289.5	49:15.577
10	2	1:33.379	20.445	28.571	44.363	293.5	42:52.929	35	3	1:26.589	19.115	26.608	40.866	285.0	50:42.166
11	2	1:32.614	20.154	28.417	44.043	305.1	44:25.543	36	3	1:25.980	19.035	25.927	41.018	285.7	52:08.146
12	2	1:32.379	20.139	28.297	43.943	305.1	45:57.922	37	3	1:26.148	18.951	25.731	41.466	285.0	53:34.294
13	2	1:34.715	20.060	28.135	46.520	305.9	47:32.637	38	3	1:33.435B	18.788	26.661	47.986	285.7	55:07.729
14	2	1:38.271B	20.145	28.236	49.890	304.2	49:10.908	39	2	5:48.279	4:26.569	31.536	50.174	149.2	1:00:56.008
15	1	8:45.520	7:32.233	28.317	44.970	148.4	57:56.428	40	2	1:35.093	26.218	26.479	42.396	276.9	1:02:31.101
16	1	1:31.859	20.082	27.759	44.018	304.2	59:28.287	41	2	1:26.426	19.138	26.430	40.858	281.2	1:03:57.527
17	1	1:31.552	20.056	27.594	43.902	310.3	1:00:59.839	42	2	1:27.100	19.121	26.592	41.387	287.2	1:05:24.627
								43	2	1:26.022	19.147	25.790	41.085	283.5	1:06:50.649

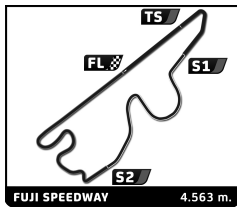


FIA WEC 6 Hours of Fuji Free Practice 2 Sector Analysis

Personal Best							Session Best							B Crossing the finish line in pit lane									
Lap	D	Time	Sector 1	Sector 2	Sector 3	T. Spd	Elapsed	Lap	D	Time	Sector 1	Sector 2	Sector 3	T. Spd	Elapsed	Lap	D	Time	Sector 1	Sector 2	Sector 3	T. Spd	Elapsed
44	2	1:27.222	19.066	26.922	41.234	287.2	1:08:17.871	43	3	1:28.379	18.834	28.344	41.201	290.3	1:09:25.059	44	3	1:25.296	19.027	25.696	40.573	284.2	1:10:50.355
45	2	1:25.776	19.097	25.737	40.942	280.5	1:09:43.647	44	3	1:27.705	18.975	27.432	41.298	287.2	1:12:18.060	45	3	1:31.943	18.818	25.834	47.291	284.2	1:13:50.003
46	2	1:26.098	19.134	25.592	41.372	279.8	1:11:09.745	46	3	5:33.624	4:15.714	30.126	47.784	161.7	1:19:23.627	47	1	2:06.131	18.592	25.991	1:21.548	305.1	1:21:29.758
47	2	1:25.306	19.073	25.549	40.684	279.8	1:12:35.051	48	1	4:00.572	2:51.278	26.801	42.493	153.2	1:25:30.330	48	1	1:26.120	18.573	26.129	41.418	301.7	1:26:56.450
48	2	1:32.362	18.851	26.633	46.878	277.6	1:14:07.413	49	1	1:25.866	19.449	25.948	40.469	276.9	1:28:22.316	50	1	1:25.723	18.867	25.933	40.923	306.8	1:29:48.039
49	1	3:15.746	2:04.177	28.185	43.384	149.2	1:17:23.159	51	1	1:27.817	18.867	25.919	43.031	284.2	1:31:15.856	52	1	1:27.644	19.178	27.223	41.243	285.0	1:28:39.855
50	1	1:26.472	18.808	26.401	41.263	306.8	1:18:49.631	53	1	1:26.736	19.465	26.232	41.039	281.2	1:30:06.591	54	1	1:26.736	19.465	26.232	41.039	281.2	1:30:06.591
51	1	1:36.298	19.044	26.472	50.782	288.0	1:20:25.929																
52	1	5:19.628	4:09.337	27.080	43.211	163.6	1:25:45.557																
53	1	1:26.654	19.268	26.535	40.851	282.0	1:27:12.211																
54	1	1:27.644	19.178	27.223	41.243	285.0	1:28:39.855																
55	1	1:26.736	19.465	26.232	41.039	281.2	1:30:06.591																

18 Porsche Team							Porsche 919 Hybrid																
1.Romain DUMAS							3.Marc LIEB																
2.Neel JANI							LMP1 - H																
1	2	1:50.942	42.525	27.603	40.814	153.4	1:50.942	1	3	5:35.792	4:21.331	29.315	45.146	141.7	5:35.792								
2	2	1:25.621	18.696	25.638	41.287	294.3	3:16.563	2	3	1:32.686	20.882	27.782	44.022	274.1	7:08.478								
3	2	1:24.876	18.857	25.598	40.421	291.1	4:41.439	3	3	1:32.329	20.713	27.766	43.850	276.2	8:40.807								
4	2	1:24.943	18.774	25.871	40.298	292.7	6:06.382	4	3	1:32.131	20.700	27.311	44.120	275.5	10:12.938								
5	2	1:28.137	19.135	27.222	41.780	295.9	7:34.519	5	3	1:41.161	20.869	27.638	52.654	276.9	11:54.099								
6	2	1:25.899	18.990	25.900	41.009	290.3	9:00.418	6	1	13:59.675	...	28.942	46.127	145.9	25:53.774								
7	2	1:24.950	18.911	25.688	40.351	291.1	10:25.368	7	1	1:33.925	21.185	27.954	44.786	274.8	27:27.699								
8	2	1:25.559	18.823	25.990	40.746	291.9	11:50.927	8	1	1:35.797	20.885	28.415	46.497	277.6	29:03.496								
9	2	1:25.077	18.839	25.533	40.705	291.9	13:16.004	9	1	1:38.120	21.203	31.162	45.755	280.5	30:41.616								
10	2	1:25.487	18.801	25.736	40.950	293.5	14:41.491	10	1	1:34.196	20.975	28.118	45.103	276.9	32:15.812								
11	2	1:26.204	19.401	25.727	41.076	295.1	16:07.695	11	1	1:33.704	20.882	27.953	44.869	277.6	33:49.516								
12	2	1:26.826	19.160	26.648	41.018	296.7	17:34.521	12	1	1:38.995	20.931	28.449	49.615	279.1	35:28.511								
13	2	1:26.324	19.034	26.300	40.990	306.8	19:00.845	13	2	5:58.485	4:42.665	29.667	46.153	147.3	41:26.996								
14	2	1:26.227	19.061	25.839	41.327	288.8	20:27.072	14	2	1:34.616	20.912	28.471	45.233	276.9	43:01.612								
15	2	1:25.764	19.055	25.962	40.747	291.1	21:52.836	15	2	1:34.091	21.005	28.192	44.894	276.2	44:35.703								
16	2	1:25.981	18.913	26.382	40.686	294.3	23:18.817	16	2	1:36.722	20.967	29.623	46.132	279.1	46:12.425								
17	2	1:26.553	19.419	26.554	40.580	291.1	24:45.370	17	2	1:34.519	21.043	28.247	45.229	275.5	47:46.944								
18	2	1:25.955	18.949	25.740	41.266	289.5	26:11.325	18	2	1:35.454	20.879	29.325	45.250	279.1	49:22.398								
19	2	1:26.328	19.007	26.398	40.923	291.9	27:37.653	19	2	1:35.871	21.239	28.694	45.938	277.6	50:58.269								
20	2	1:26.377	18.895	25.999	41.483	290.3	29:04.030	20	2	1:34.752	21.014	28.664	45.074	279.1	52:33.021								
21	2	1:25.915	19.275	25.830	40.810	294.3	30:29.945	21	2	1:34.790	21.038	28.162	45.590	276.9	54:07.811								
22	2	1:25.600	18.875	25.798	40.927	291.9	31:55.545	22	2	1:34.129	20.952	28.155	45.022	277.6	55:41.940								
23	2	1:26.933	19.149	26.523	41.261	297.5	33:22.478	23	2	1:34.074	20.886	28.375	44.813	279.8	57:16.014								
24	2	1:27.632	18.980	27.596	41.056	294.3	34:50.110	24	2	1:34.915	20.991	28.562	45.362	277.6	58:50.929								
25	2	1:25.848	18.955	26.065	40.828	292.7	36:15.958	25	2	1:43.154	20.972	29.493	52.689	279.8	1:00:34.083								
26	2	1:26.011	19.074	26.078	40.859	295.9	37:41.969	26	1	4:11.398	2:57.505	28.372	45.521	149.2	1:04:45.481								
27	2	1:25.378	18.995	25.884	40.499	292.7	39:07.347	27	1	1:36.292	21.188	29.297	45.807	276.2	1:06:21.773								
28	2	1:25.704	18.888	25.819	40.997	294.3	40:33.051	28	1	1:34.500	21.128	28.013	45.359	273.4	1:07:56.273								
29	2	1:26.218	18.958	26.211	41.049	294.3	41:59.269	29	1	1:38.771	20.999	29.274	48.498	276.9	1:09:35.044								
30	2	1:26.424	18.991	26.301	41.132	312.1	43:25.693	30	1	1:36.159	21.007	29.313	45.839	276.9	1:11:11.203								
31	2	1:25.489	19.031	25.564	40.894	290.3	44:51.182	31	1	1:44.821	21.116	37.423	46.282	276.9	1:12:56.024								
32	2	1:25.589	18.959	25.940	40.690	291.9	46:16.771	32	1	1:34.239	20.991	28.000	45.248	277.6	1:14:30.263								
33	2	1:27.526	19.830	25.969	41.727	294.3	47:44.297	33	1	1:34.544	21.083	28.081	45.380	274.1	1:16:04.807								
34	2	1:26.342	19.520	25.949	40.873	291.9	49:10.639	34	1	1:34.106	21.163	27.974	44.969	275.5	1:17:38.913								
35	2	1:25.501	19.031	25.735	40.735	289.5	50:36.140	35	1	1:34.207	21.049	28.181	44.977	276.2	1:19:13.120								
36	2	1:26.270	18.842	26.065	41.363	292.7	52:02.410	36	1	2:11.276	20.979	30.457	1:19.840	280.5	1:21:24.396								
37	2	1:27.122	19.039	26.436	41.647	291.1	53:29.532																
38	2	2:13.502	19.085	27.955	1:26.462	291.1	55:43.034																
39	3	7:55.506	6:45.440	27.689	42.377	146.1	1:03:38.540																
40	3	1:25.634	18.670	25.780	41.184	305.9	1:05:04.174																
41	3	1:26.806	19.863	26.126	40.817	279.8	1:06:30.980																
42	3	1:25.700	19.051	26.059	40.590	285.0	1:07:56.680																

26 G-Drive Racing							Ligier JS P2 - Nissan								
1.Roman RUSINOV							3.Sam BIRD								
2.Julien CANAL							LMP2								
1	3	5:35.792	4:21.331	29.315	45.146	141.7	5:35.792	1	3	5:35.792	4:21.331	29.315	45.146	141.7	5:35.792
2	3	1:32.686	20.882	27.782	44.022	274.1	7:08.478	2	3	1:32.686	20.882	27.782	44.022	274.1	7:08.478
3	3	1:32.329	20.713	27.766	43.850	276.2	8:40.807	3	3	1:32.329	20.713	27.766	43.850	276.2	8:40.807
4	3	1:32.131	20.700	27.311	44.120	275.5	10:12.938	4	3	1:32.131	20.700	27.311	44.120	275.5	10:12.938
5	3	1:41.161	20.869	27.638	52.654	276.9	11:54.099	5	3	1:41.161	20.869	27.638	52.654	276.9	11:54.099
6	1	13:59.675	...	28.942	46.127	145.9	25:53.774	6	1	13:59.675	...	28.942	46.127	145.9	25:53.774
7	1	1:33.925	21.185	27.954	44.786	274.8	27:27.699	7	1	1:33.925	21.185	27.954	44.786	274.8	27:27.699
8	1	1:35.797	20.885	28.415	46.497	277.6	29:03.496	8	1	1:35.797	20.885	28.415	46.497	277.6	29:03.496
9	1	1:38.120	21.203	31.162	45.755	280.5	30:41.616	9	1	1:38.120	21.203	31.162	45.755	280.5	30:41.616
10	1	1:34.196	20.975	28.118	45.103	276.9	32:15.812	10	1	1:34.196	20.975	28.118	45.103	276.9	32:15.812
11	1	1:33.704	20.882	27.953	44.869	277.6	33:49.516	11	1	1:33.704	20.882	27.953	44.869	277.6	33:49.516
12	1	1:38.995	20.931	28.449	49.615	279.1									



FIA WEC 6 Hours of Fuji Free Practice 2 Sector Analysis

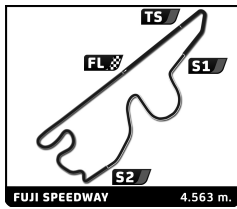
Lap 1							Lap 2							Lap 3									
Lap	D	Time	Sector 1	Sector 2	Sector 3	T. Spd	Elapsed	Lap	D	Time	Sector 1	Sector 2	Sector 3	T. Spd	Elapsed	Lap	D	Time	Sector 1	Sector 2	Sector 3	T. Spd	Elapsed
5	1	1:36.883	21.520	28.909	46.454	276.9	8:30.090	18	3	3:00.713	21.327	29.289	2:10.097	273.4	48:54.443	19	3	1:36.767	21.610	28.964	46.193	273.4	50:31.210
6	1	1:47.093 B	21.964	30.527	54.602	279.1	10:17.183	20	3	1:36.746	21.451	28.978	46.317	273.4	52:07.956	21	3	1:36.318	21.434	28.864	46.200	272.0	53:44.274
7	2	6:20.975	5:03.420	30.354	47.201	145.2	16:38.158	22	3	1:45.211 B	21.555	29.451	54.205	273.4	55:29.485	23	3	7:32.357	6:05.941	30.583	55.833	143.4	1:03:01.842
8	2	1:33.292	20.876	28.011	44.405	281.2	18:11.450	24	3	1:38.247	22.249	29.648	46.350	263.4	1:04:40.089	25	3	1:37.015	21.782	28.997	46.236	268.7	1:06:17.104
9	2	1:34.018	20.685	28.565	44.768	281.2	19:45.468	26	3	1:37.512	21.367	29.234	45.911	271.4	1:07:53.616	27	3	1:38.835	21.468	31.143	46.224	274.1	1:09:32.451
10	2	1:33.246	20.761	28.118	44.367	275.5	21:18.714	28	3	1:47.693 B	21.484	31.538	54.671	272.0	1:11:20.144	29	1	5:02.977	3:45.411	30.164	47.402	143.8	1:16:23.121
11	2	1:33.103	20.901	27.902	44.300	278.4	22:51.817	30	1	1:38.384	21.640	29.767	46.977	268.0	1:18:01.505								
12	2	1:33.457	20.849	27.790	44.818	282.7	24:25.274																
13	2	1:33.104	20.840	27.934	44.330	276.9	25:58.378																
14	2	1:32.990	20.772	27.747	44.471	278.4	27:31.368																
15	2	1:42.391 B	21.270	28.551	52.570	275.5	29:13.759																
16	3	6:39.677	5:25.147	28.975	45.555	148.8	35:53.436																
17	3	1:34.719	21.103	28.594	45.022	280.5	37:28.155																
18	3	1:34.722	21.063	28.369	45.290	275.5	39:02.877																
19	3	1:35.547	21.130	28.842	45.575	273.4	40:38.424																
20	3	1:36.221	21.117	29.354	45.750	279.1	42:14.645																
21	3	1:41.055 B	21.144	28.533	51.378	280.5	43:55.700																
22	3	6:23.374	5:07.465	29.539	46.370	145.9	50:19.074																
23	3	1:36.158	21.230	28.702	46.226	274.8	51:55.232																
24	3	1:35.883	21.286	29.099	45.498	281.2	53:31.115																
25	3	1:36.470	21.150	28.849	46.471	276.2	55:07.585																
26	3	1:35.385	21.271	28.687	45.427	272.7	56:42.970																
27	3	1:35.111	21.151	28.635	45.325	277.6	58:18.081																
28	3	1:37.582	22.008	29.749	45.825	270.7	59:55.663																
29	3	1:35.023	21.193	28.663	45.167	279.8	1:01:30.686																
30	3	1:42.345 B	21.032	28.740	52.573	272.0	1:03:13.031																
31	1	5:07.463	3:51.230	30.507	45.726	149.8	1:08:20.494																
32	1	1:35.062	21.156	28.592	45.314	274.8	1:09:55.556																
33	1	1:34.881	20.939	28.427	45.515	276.2	1:11:30.437																
34	1	1:34.020	20.956	27.991	45.073	275.5	1:13:04.457																
35	1	1:34.417	21.023	28.160	45.234	276.2	1:14:38.874																
36	1	1:39.937 B	21.456	28.380	50.101	274.8	1:16:18.811																
37	1	6:07.004 B	3:52.035	48.952	1:26.017	146.9	1:22:25.815																
38	1	3:16.956	2:02.883	28.952	45.121	150.0	1:25:42.771																
39	1	1:35.639	21.174	28.638	45.827	271.4	1:27:18.410																
40	1	1:33.962	21.038	28.293	44.631	282.7	1:28:52.372																
41	1	1:34.307	20.923	28.151	45.233	277.6	1:30:26.679																

Lap 30							Lap 31								
Lap	D	Time	Sector 1	Sector 2	Sector 3	T. Spd	Elapsed	Lap	D	Time	Sector 1	Sector 2	Sector 3	T. Spd	Elapsed
1	1	1:42.564	25.262	30.874	46.428	141.7	1:42.564	1	3	1:54.666	33.833	32.025	48.808	146.3	1:54.666
2	1	1:36.687	21.568	29.255	45.864	271.4	3:19.251	2	3	1:40.390	21.913	30.241	48.236	262.8	3:35.056
3	1	1:36.835	21.142	28.781	46.912	273.4	4:56.086	3	3	1:38.267	21.705	29.515	47.047	257.1	5:13.323
4	1	1:35.476	21.084	28.463	45.929	274.1	6:31.562	4	3	1:38.253	21.025	29.587	47.641	273.4	6:51.576
5	1	1:35.210	21.084	28.441	45.685	272.7	8:06.772	5	3	1:37.153	21.626	29.573	45.954	274.8	8:28.729
6	1	1:34.664	21.141	28.206	45.317	272.7	9:41.436	6	3	1:36.802	21.521	29.055	46.226	274.8	10:05.531
7	1	1:42.929 B	21.197	28.393	53.339	272.7	11:24.365	7	3	1:36.109	21.403	28.945	45.761	272.7	11:41.640
8	1	10:40.046	9:24.700	29.504	45.842	144.8	22:04.411	8	3	1:35.996	21.329	29.044	45.623	275.5	13:17.636
9	1	1:35.706	21.291	28.387	46.028	272.7	23:40.117	9	3	1:35.756	21.193	28.848	45.715	275.5	14:53.392
10	1	1:36.011	21.285	28.686	46.040	273.4	25:16.128	10	3	1:35.762	21.063	29.026	45.673	274.8	16:29.154
11	1	1:35.130	21.129	28.473	45.528	271.4	26:51.258	11	3	1:35.857	21.101	28.576	46.180	274.8	18:05.011
12	1	1:46.980 B	21.099	29.578	56.303	274.8	28:38.238	12	3	1:36.799	21.497	29.496	45.806	276.9	19:41.810
13	3	10:44.570	9:26.710	30.444	47.416	143.2	39:22.808	13	3	1:36.558	21.070	29.022	46.466	276.9	21:18.368
14	3	1:37.824	22.017	29.425	46.382	268.7	41:00.632	14	3	1:48.900 B	22.168	32.109	54.623	243.2	23:07.268
15	3	1:37.848	21.489	30.255	46.104	271.4	42:38.480	15	3	13:41.486	...	30.585	46.346	134.3	36:48.754
16	3	1:37.192	21.627	29.231	46.334	272.7	44:15.672	16	3	1:37.523	21.539	30.294	45.690	272.0	38:26.277
17	3	1:38.058	21.977	29.229	46.852	274.1	45:53.730	17	3	1:37.184	21.244	29.389	46.551	272.7	40:03.461

■ Personal Best
 ■ Session Best
 ■ Crossing the finish line in pit lane

31	Extreme Speed Motorsports		Ligier JS P2 - HPD	
	1. Ed BROWN	3. Jonathon FOGARTY		LMP2
	2. Johannes VAN OVERBEEK			

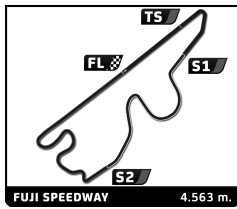
Lap	D	Time	Sector 1	Sector 2	Sector 3	T. Spd	Elapsed
1	3	1:54.666	33.833	32.025	48.808	146.3	1:54.666
2	3	1:40.390	21.913	30.241	48.236	262.8	3:35.056
3	3	1:38.267	21.705	29.515	47.047	257.1	5:13.323
4	3	1:38.253	21.025	29.587	47.641	273.4	6:51.576
5	3	1:37.153	21.626	29.573	45.954	274.8	8:28.729
6	3	1:36.802	21.521	29.055	46.226	274.8	10:05.531
7	3	1:36.109	21.403	28.945	45.761	272.7	11:41.640
8	3	1:35.996	21.329	29.044	45.623	275.5	13:17.636
9	3	1:35.756	21.193	28.848	45.715	275.5	14:53.392
10	3	1:35.762	21.063	29.026	45.673	274.8	16:29.154
11	3	1:35.857	21.101	28.576	46.180	274.8	18:05.011
12	3	1:36.799	21.497	29.496	45.806	276.9	19:41.810
13	3	1:36.558	21.070	29.022	46.466	276.9	21:18.368
14	3	1:48.900 B	22.168	32.109	54.623	243.2	23:07.268
15	3	13:41.486	...	30.585	46.346	134.3	36:48.754
16	3	1:37.523	21.539	30.294	45.690	272.0	38:26.277
17	3	1:37.184	21.244	29.389	46.551	272.7	40:03.461
18	3	1:42.708 B	21.299	28.706	52.703	272.0	41:46.169
19	3	3:40.199	2:23.719	28.927	47.553	144.2	45:26.368
20	3	1:35.675	21.049	28.610	46.016	274.1	47:02.043
21	3	1:35.992	21.246	29.187	45.559	274.8	48:38.035
22	3	1:35.497	21.158	28.392	45.947	274.1	50:13.532
23	3	1:41.952 B	21.078	2			



FIA WEC
6 Hours of Fuji
Free Practice 2
Sector Analysis

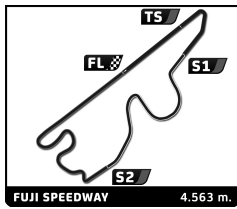
■ Personal Best ■ Session Best B Crossing the finish line in pit lane

Lap	D	Time	Sector 1	Sector 2	Sector 3	T. Spd	Elapsed	Lap	D	Time	Sector 1	Sector 2	Sector 3	T. Spd	Elapsed
36 Signatech Alpine 1.Nelson PANCIATICI 3.Vincent CAPILLAIRE Alpine A450b - Nissan 2.Paul Loup CHATIN LMP2								5	1	1:39.895	21.587	30.156	48.152	270.7	9:12.192
1	3	2:40.067	1:22.093	31.454	46.520	147.9	2:40.067	6	1	1:40.393	21.876	30.615	47.902	270.7	10:52.585
2	3	1:37.964	21.322	30.127	46.515	271.4	4:18.031	7	1	1:39.887	21.536	30.291	48.060	270.0	12:32.472
3	3	1:40.055	21.416	30.960	47.679	275.5	5:58.086	8	1	1:39.798	21.430	30.343	48.205	269.3	14:12.270
4	3	1:37.358	21.414	29.585	46.359	272.7	7:35.444	9	1	1:39.311	21.509	30.513	47.289	270.0	15:51.581
5	3	1:37.315	21.459	29.479	46.377	272.0	9:12.759	10	1	1:39.262	21.383	30.047	47.832	270.7	17:30.843
6	3	1:46.522 B	21.605	31.463	53.454	272.7	10:59.281	11	1	1:41.095	21.441	31.049	48.605	272.0	19:11.938
7	3	3:32.517	2:17.780	29.259	45.478	144.8	14:31.798	12	1	1:48.183 B	21.492	30.019	56.672	270.7	21:00.121
8	3	1:35.749	21.099	29.230	45.420	273.4	16:07.547	13	2	3:31.121	2:13.313	30.817	46.991	146.5	24:31.242
9	3	1:34.733	21.033	28.435	45.265	275.5	17:42.280	14	2	1:36.602	21.193	29.424	45.985	271.4	26:07.844
10	3	1:36.117	21.016	28.383	46.718	272.0	19:18.397	15	2	1:36.753	21.272	29.410	46.071	272.0	27:44.597
11	3	1:34.143	21.170	28.251	44.722	271.4	20:52.540	16	2	1:35.284	21.155	28.856	45.273	271.4	29:19.881
12	3	1:33.746	20.946	28.231	44.569	272.7	22:26.286	17	2	1:35.017	21.157	28.645	45.215	273.4	30:54.898
13	3	1:33.619	21.010	28.177	44.432	272.0	23:59.905	18	2	1:35.696	20.964	29.178	45.554	275.5	32:30.594
14	3	1:35.966	21.005	29.876	45.085	273.4	25:35.871	19	2	1:34.625	21.141	28.538	44.946	272.7	34:05.219
15	3	1:35.106	21.014	29.097	44.995	272.7	27:10.977	20	2	1:34.487	21.038	28.536	44.913	272.7	35:39.706
16	3	1:34.736	20.978	28.849	44.909	272.7	28:45.713	21	2	1:35.059	21.154	28.671	45.234	272.7	37:14.765
17	3	1:34.237	21.043	28.353	44.841	272.0	30:19.950	22	2	1:36.056	20.974	29.536	45.546	275.5	38:50.821
18	3	1:35.029	21.038	28.524	45.467	273.4	31:54.979	23	2	1:43.871 B	20.976	29.085	53.810	274.1	40:34.692
19	3	1:44.604 B	21.241	30.314	53.049	276.2	33:39.583	24	1	3:38.337	2:18.264	31.384	48.689	145.7	44:13.029
20	2	3:15.469	1:57.589	31.093	46.787	142.1	36:55.052	25	1	1:39.183	21.286	30.643	47.254	274.1	45:52.212
21	2	1:37.150	21.458	28.807	46.885	270.7	38:32.202	26	1	1:40.354	21.406	30.266	48.682	272.7	47:32.566
22	2	1:33.995	20.991	28.208	44.796	272.7	40:06.197	27	1	1:39.747	21.597	30.091	48.059	273.4	49:12.313
23	2	1:38.307	21.115	29.867	47.325	274.8	41:44.504	28	1	1:37.997	21.338	29.592	47.067	272.0	50:50.310
24	2	1:34.110	21.071	28.399	44.640	272.0	43:18.614	29	1	1:37.684	21.327	29.404	46.953	271.4	52:27.994
25	2	1:33.822	20.977	28.100	44.745	272.0	44:52.436	30	1	1:39.796	21.968	29.954	47.874	271.4	54:07.790
26	2	1:36.141	20.884	28.879	46.378	274.1	46:28.577	31	1	1:38.078	21.630	29.646	46.802	268.7	55:45.868
27	2	1:34.009	21.077	28.066	44.866	272.0	48:02.586	32	1	1:38.297	21.460	29.773	47.064	272.7	57:24.165
28	2	1:35.080	20.985	29.057	45.038	273.4	49:37.666	33	1	1:37.875	21.511	29.625	46.739	271.4	59:02.040
29	2	1:35.285	21.115	28.273	45.897	272.7	51:12.951	34	1	1:38.053	21.486	29.632	46.935	271.4	1:00:40.093
30	2	1:33.943	20.964	28.136	44.843	273.4	52:46.894	35	1	1:37.622	21.259	29.652	46.711	273.4	1:02:17.715
31	2	1:34.737	21.039	28.246	45.452	274.8	54:21.631	36	1	1:37.097	21.472	29.474	46.151	270.7	1:03:54.812
32	2	1:36.711	21.118	29.785	45.808	274.8	55:58.342	37	1	1:38.584	21.307	30.254	47.023	271.4	1:05:33.396
33	2	1:34.109	21.024	28.294	44.791	273.4	57:32.451	38	1	1:47.360 B	21.683	29.713	55.964	272.0	1:07:20.756
34	2	1:39.718 B	20.992	28.255	50.471	272.7	59:12.169	39	3	3:00.540	1:44.455	30.070	46.015	150.0	1:10:21.296
35	1	3:18.647	2:02.202	29.952	46.493	148.1	1:02:30.816	40	3	1:35.597	21.853	28.858	44.886	264.1	1:11:56.893
36	1	1:36.885	21.240	29.870	45.775	271.4	1:04:07.701	41	3	1:36.559	21.371	29.034	46.154	272.7	1:13:33.452
37	1	1:35.578	21.253	29.205	45.120	272.0	1:05:43.279	42	3	1:34.004	21.050	28.091	44.863	270.7	1:15:07.456
38	1	1:34.908	21.094	28.794	45.020	272.0	1:07:18.187	43	3	1:33.674	21.155	28.019	44.500	271.4	1:16:41.130
39	1	1:35.983	21.097	29.462	45.424	273.4	1:08:54.170	44	3	1:33.545	20.990	28.076	44.479	272.0	1:18:14.675
40	1	1:34.621	21.186	28.431	45.004	273.4	1:10:28.791	45	3	1:35.873	21.144	29.736	44.993	272.0	1:19:50.548
41	1	1:35.474	21.233	28.793	45.448	272.0	1:12:04.265	46	3	2:50.311 B	21.103	1:02.082	1:27.126	270.7	1:22:40.859
42	1	1:34.534	21.131	28.277	45.126	271.4	1:13:38.799	47	1	3:41.288	2:20.746	32.815	47.727	137.8	1:26:22.147
43	1	1:36.797	21.122	29.929	45.746	273.4	1:15:15.596	48	1	1:37.857	21.511	29.855	46.491	268.7	1:28:00.004
44	1	1:35.258	21.156	28.397	45.705	271.4	1:16:50.854	49	1	1:37.766	21.600	29.644	46.522	272.7	1:29:37.770
45	1	1:34.621	21.145	28.446	45.030	272.0	1:18:25.475	50	1	1:40.813	22.037	30.187	48.589	274.1	1:31:18.583
46	1	1:34.880	21.070	28.638	45.172	272.0	1:20:00.355	43 Team Sard Morand 1.Pierre RAGUES 3.Christopher CUMMING Morgan Evo - SARD 2.Oliver WEBB LMP2							
47	1	2:48.503 B	21.045	56.260	1:31.198	272.0	1:22:48.858	1	3	1:57.117	39.801	30.714	46.602	131.7	1:57.117
42 Strakka Racing 1.Nick LEVENTIS 3.Jonny KANE Gibson 015S - Nissan 2.Danny WATTS LMP2								2	3	1:37.478	21.453	28.935	47.090	273.4	3:34.595
1	1	2:31.254	1:05.940	33.242	52.072	129.3	2:31.254	3	3	1:35.219	21.277	28.872	45.070	276.2	5:09.814
2	1	1:41.001	22.135	30.794	48.072	268.0	4:12.255	4	3	1:35.556	21.172	28.657	45.727	274.1	6:45.370
3	1	1:39.708	22.042	30.413	47.253	265.4	5:51.963	5	3	1:34.877	21.142	28.682	45.053	272.7	8:20.247
4	1	1:40.334	21.545	30.852	47.937	271.4	7:32.297	6	3	1:34.483	20.953	28.467	45.063	272.7	9:54.730
								7	3	1:42.475 B	21.422	29.932	51.121	272.7	11:37.205
								8	1	3:46.982	2:30.936	29.667	46.379	150.0	15:24.187



FIA WEC 6 Hours of Fuji Free Practice 2 Sector Analysis

							Personal Best		Session Best		B Crossing the finish line in pit lane																		
Lap	D	Time	Sector 1	Sector 2	Sector 3	T. Spd	Elapsed	Lap	D	Time	Sector 1	Sector 2	Sector 3	T. Spd	Elapsed														
9	1	1:34.512	21.020	28.642	44.850	272.7	16:58.699	21	2	1:41.020B	21.400	28.486	51.134	279.1	37:23.060														
10	1	1:34.508	21.061	28.517	44.930	273.4	18:33.207	22	1	3:03.092	1:47.309	29.358	46.425	146.7	40:26.152														
11	1	1:34.465	20.992	28.367	45.106	275.5	20:07.672	23	1	1:35.109	21.005	28.458	45.646	277.6	42:01.261														
12	1	1:34.184	20.944	28.362	44.878	272.7	21:41.856	24	1	1:36.079	20.918	28.562	46.599	282.0	43:37.340														
13	1	1:34.109	20.980	28.262	44.867	274.1	23:15.965	25	1	1:35.462	21.013	28.731	45.718	280.5	45:12.802														
14	1	1:40.605B	20.911	29.384	50.310	276.9	24:56.570	26	1	1:36.617	21.306	28.979	46.332	278.4	46:49.419														
15	2	3:45.369	2:31.217	29.299	44.853	150.2	28:41.939	27	1	1:35.931	21.017	29.006	45.908	279.1	48:25.350														
16	2	1:33.526	20.961	28.052	44.513	272.7	30:15.465	28	1	1:34.949	21.054	28.705	45.190	277.6	50:00.299														
17	2	1:34.974	21.022	28.252	45.700	276.2	31:50.439	29	1	1:34.675	21.029	28.494	45.152	278.4	51:34.974														
18	2	1:33.585	20.965	28.091	44.529	274.1	33:24.024	30	1	1:34.490	21.021	28.489	44.980	280.5	53:09.464														
19	2	1:36.680	21.014	28.798	46.868	276.2	35:00.704	31	1	1:45.210B	21.048	28.446	55.716	280.5	54:54.674														
20	2	1:35.430	21.227	29.043	45.160	274.1	36:36.134	32	2	3:07.319	1:52.111	29.337	45.871	145.6	58:01.993														
21	2	1:41.678B	21.234	29.730	50.714	275.5	38:17.812	33	2	1:35.728	21.230	29.050	45.448	279.1	59:37.721														
22	2	5:45.745	4:29.708	29.095	46.942	149.6	44:03.557	34	2	1:35.321	20.980	28.464	45.877	280.5	1:01:13.042														
23	2	1:34.247	21.079	28.463	44.705	274.1	45:37.804	35	2	1:35.501	21.162	28.563	45.776	277.6	1:02:48.543														
24	2	1:33.863	21.042	27.999	44.822	274.1	47:11.667	36	2	1:36.113	21.128	29.158	45.827	276.9	1:04:24.656														
25	2	1:34.570	21.043	28.066	45.461	276.2	48:46.237	37	2	1:34.797	21.145	28.310	45.342	275.5	1:05:59.453														
26	2	1:36.358	21.045	29.293	46.020	277.6	50:22.595	38	2	1:36.149	21.144	29.400	45.605	279.1	1:07:35.602														
27	2	1:34.125	21.075	28.318	44.732	273.4	51:56.720	39	2	1:36.407	21.198	28.548	46.661	277.6	1:09:12.009														
28	2	1:41.357B	21.139	28.926	51.292	275.5	53:38.077	40	2	1:35.045	21.308	28.385	45.352	276.2	1:10:47.054														
29	1	3:28.840	2:14.324	29.290	45.226	149.2	57:06.917	41	2	1:36.911	21.313	29.107	46.491	282.0	1:12:23.965														
30	1	1:35.165	21.261	28.818	45.086	274.1	58:42.082	42	2	1:36.185	21.209	29.067	45.909	276.9	1:14:00.150														
31	1	1:35.192	21.315	28.713	45.164	274.1	1:00:17.274	43	2	1:41.316B	21.172	28.507	51.637	276.9	1:15:41.466														
32	1	1:34.896	21.131	28.687	45.078	270.7	1:01:52.170	44	3	2:55.543	1:40.602	28.928	46.013	137.1	1:18:37.009														
33	1	1:35.363	21.233	28.624	45.506	270.7	1:03:27.533	45	3	1:37.396	21.204	29.758	46.434	278.4	1:20:14.405														
34	1	1:35.304	21.044	28.760	45.500	272.0	1:05:02.837	46	3	2:58.652B	24.893	1:05.994	1:27.765	276.2	1:23:13.057														
35	1	1:40.460B	21.312	28.980	50.168	271.4	1:06:43.297	47	3	2:36.103	1:19.423	29.378	47.302	153.4	1:25:49.160														
36	3	3:34.293	2:16.756	31.053	46.484	145.7	1:10:17.590	48	3	1:37.529	22.970	28.951	45.608	276.2	1:27:26.689														
37	3	1:38.596	21.766	29.583	47.247	271.4	1:11:56.186	49	3	1:35.112	21.139	28.533	45.440	279.8	1:29:01.801														
38	3	1:37.381	21.606	29.070	46.705	270.0	1:13:33.567	50	3	1:36.925	21.137	29.200	46.588	276.9	1:30:38.726														
39	3	1:38.840	21.929	29.874	47.037	242.7	1:15:12.407								50 Larbre Competition		Chevrolet Corvette C7												
40	3	1:38.827	21.494	30.288	47.045	269.3	1:16:51.234								1.Gianluca RODA		3.Nicolai SYLVEST												
41	3	1:37.417	21.969	29.423	46.025	250.6	1:18:28.651								2.Paolo RUBERTI		LMGTE Am												
42	3	1:43.953B	21.597	29.463	52.893	268.7	1:20:12.604								1		2												
							Oreca 05 - Nissan									2:20.806		59.506		32.894		48.406		137.2		2:20.806			
							KCMG									2:2		1:42.289		22.487		31.483		48.319		245.5		4:03.095	
							1.Matthew HOWSON									3		1:41.845		22.032		31.554		48.259		261.5		5:44.940	
							2.Richard BRADLEY									4		1:50.556B		22.446		31.679		56.431		239.5		7:35.496	
1	3	2:26.057	1:08.739	30.379	46.939	140.8	2:26.057	5	2	3:21.058	2:00.326	32.910	47.822	137.4	10:56.554														
2	3	1:36.556	21.185	29.174	46.197	278.4	4:02.613	6	2	1:40.903	22.168	31.170	47.565	265.4	12:37.457														
3	3	1:36.416	21.356	29.812	45.248	280.5	5:39.029	7	2	1:40.734	21.876	31.075	47.783	267.3	14:18.191														
4	3	1:34.747	21.097	28.423	45.227	280.5	7:13.776	8	2	1:51.616B	21.881	34.571	55.164	268.0	16:09.807														
5	3	1:36.604	22.562	28.696	45.346	278.4	8:50.380	9	2	4:00.962	2:41.386	31.557	48.019	135.2	20:10.769														
6	3	1:35.904	21.269	29.148	45.487	279.1	10:26.284	10	2	1:41.136	22.284	31.081	47.771	269.3	21:51.905														
7	3	1:35.615	21.298	28.623	45.694	279.1	12:01.899	11	2	1:40.987	22.206	31.057	47.724	258.4	23:32.892														
8	3	1:42.573B	21.234	29.585	51.754	277.6	13:44.472	12	2	1:47.163B	22.109	31.166	53.888	264.7	25:20.055														
9	3	2:58.329	1:41.225	29.718	47.386	150.8	16:42.801	13	2	3:42.138	2:22.890	31.361	47.887	140.1	29:02.193														
10	3	1:32.951	20.882	27.919	44.150	279.1	18:15.752	14	2	1:42.105	22.174	31.819	48.112	264.1	30:44.298														
11	3	1:34.261	20.991	27.755	45.515	279.8	19:50.013	15	2	1:41.645	22.368	31.246	48.031	264.7	32:25.943														
12	3	1:33.461	20.900	27.999	44.562	279.1	21:23.474	16	2	1:51.307B	22.294	32.509	56.504	259.6	34:17.250														
13	3	1:33.665	20.902	27.916	44.847	279.8	22:57.139	17	3	4:03.585	2:42.260	32.471	48.854	138.8	38:20.835														
14	3	1:43.626B	20.899	29.386	53.341	279.1	24:40.765	18	3	1:43.334	22.204	31.656	49.474	264.7	40:04.169														
15	2	3:06.086	1:44.617	30.559	50.910	145.0	27:46.851	19	3	1:43.280	22.335	31.706	49.239	268.0	41:47.449														
16	2	1:34.007	21.046	28.237	44.724	278.4	29:20.858	20	3	1:42.214	22.254	31.539	48.421	264.7	43:29.663														
17	2	1:34.679	20.886	28.370	45.423	282.0	30:55.537	21	3	1:42.901	22.315	31.721	48.865	268.0	45:12.564														
18	2	1:37.919	20.930	29.083	47.906	283.5	32:33.456	22	3	1:43.120	22.619	31.873	48.628	252.9	46:55.684														
19	2	1:34.444	20.974	28.128	45.342	279.1	34:07.900	23	3	1:42.964	22.248	31.645	49.071	267.3	48:38.648														
20	2	1:34.140	20.930	28.267	44.943	279.1	35:42.040	24	3	1:52.860B	22.479	31.719	58.662	255.9	50:31.508														



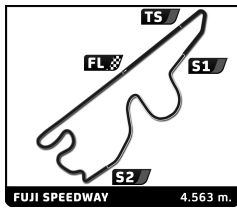
FIA WEC
6 Hours of Fuji
Free Practice 2
Sector Analysis

■ Personal Best ■ Session Best B Crossing the finish line in pit lane

Lap	D	Time	Sector 1	Sector 2	Sector 3	T. Spd	Elapsed	Lap	D	Time	Sector 1	Sector 2	Sector 3	T. Spd	Elapsed
25	3	2:53.951	1:33.243	31.865	48.843	140.4	53:25.459	36	1	1:42.168	22.217	31.262	48.689	266.0	1:04:42.508
26	3	1:42.562	22.174	31.595	48.793	266.7	55:08.021	37	1	1:41.805	22.305	31.344	48.156	266.7	1:06:24.313
27	3	1:42.310	22.162	31.720	48.428	268.7	56:50.331	38	1	1:41.556	22.196	31.354	48.006	266.0	1:08:05.869
28	3	1:42.856	22.326	31.882	48.648	268.0	58:33.187	39	1	1:41.690	22.298	31.342	48.050	266.7	1:09:47.559
29	3	1:48.581 B	22.298	31.673	54.610	264.7	1:00:21.768	40	1	1:49.466 B	22.342	32.302	54.822	266.7	1:11:37.025
30	1	3:50.893	2:25.691	36.036	49.166	134.7	1:04:12.661	41	1	3:23.369	2:02.622	31.614	49.133	135.0	1:15:00.394
31	1	1:44.525	22.774	32.428	49.323	243.2	1:05:57.186	42	1	1:40.638	22.113	31.205	47.320	264.7	1:16:41.032
32	1	1:45.542	22.673	32.847	50.022	238.4	1:07:42.728	43	1	1:40.737	22.219	31.156	47.362	264.7	1:18:21.769
33	1	1:44.491	22.696	32.502	49.293	244.3	1:09:27.219	44	1	1:42.792	22.094	31.632	49.066	265.4	1:20:04.561
34	1	1:44.324	22.559	32.370	49.395	247.1	1:11:11.543	45	1	3:05.744 B	30.668	1:07.421	1:27.655	264.7	1:23:10.305
35	1	1:44.411	23.207	32.131	49.073	238.4	1:12:55.954	46	1	3:52.489	2:32.785	31.539	48.165	137.1	1:27:02.794
36	1	1:43.436	22.319	32.218	48.899	259.6	1:14:39.390	47	1	1:40.938	22.263	31.179	47.496	264.1	1:28:43.732
37	1	1:43.896	22.424	32.265	49.207	259.6	1:16:23.286	48	1	1:41.090	22.164	31.256	47.670	265.4	1:30:24.822
38	1	1:44.659	22.553	32.266	49.840	251.2	1:18:07.945								
39	1	1:56.362 B	22.512	35.886	57.964	259.6	1:20:04.307								
40	3	6:00.475	4:38.555	32.715	49.205	141.7	1:26:04.782								
41	3	1:43.691	22.396	32.315	48.980	265.4	1:27:48.473								
42	3	1:43.275	22.419	31.894	48.962	264.7	1:29:31.748								
43	3	1:42.779	22.394	31.868	48.517	264.1	1:31:14.527								

51		AF Corse		Ferrari F458 Italia			
		1. Gianmaria BRUNI		LMGTE Pro			
		2. Toni VILANDER					
1	2	2:36.816	1:14.232	33.439	49.145	110.4	2:36.816
2	2	1:40.379	22.049	31.051	47.279	263.4	4:17.195
3	2	1:45.119	21.906	31.215	51.998	267.3	6:02.314
4	2	1:40.038	21.907	30.931	47.200	267.3	7:42.352
5	2	1:39.941	21.999	30.796	47.146	267.3	9:22.293
6	2	1:39.922	22.045	30.692	47.185	267.3	11:02.215
7	2	1:39.954	22.029	30.768	47.157	268.7	12:42.169
8	2	1:40.274	22.001	30.905	47.368	270.0	14:22.443
9	2	1:41.154	21.999	30.954	48.201	268.7	16:03.597
10	2	1:41.351	21.961	31.153	48.237	268.0	17:44.948
11	2	1:44.455	24.875	31.745	47.835	270.0	19:29.403
12	2	1:40.528	22.071	30.854	47.603	267.3	21:09.931
13	2	1:40.776	22.104	31.066	47.606	268.0	22:50.707
14	2	1:40.985	22.066	31.087	47.832	268.0	24:31.692
15	2	1:41.045	22.045	31.173	47.827	268.7	26:12.737
16	2	1:41.121	22.073	31.212	47.836	268.7	27:53.858
17	2	1:48.920	22.101	31.208	55.611	267.3	29:42.778
18	2	1:41.075	22.120	31.265	47.690	266.7	31:23.853
19	2	1:46.929 B	22.149	31.160	53.620	266.7	33:10.782
20	2	2:51.513	1:31.284	32.028	48.201	134.0	36:02.295
21	2	1:40.018	21.994	30.933	47.091	266.7	37:42.313
22	2	1:43.198	21.988	31.125	50.085	268.7	39:25.511
23	2	1:40.489	22.162	30.999	47.328	266.7	41:06.000
24	2	1:46.610 B	22.002	31.080	53.528	268.0	42:52.610
25	1	3:09.898	1:49.725	31.895	48.278	108.8	46:02.508
26	1	1:41.478	22.264	31.577	47.637	266.7	47:43.986
27	1	1:43.383	22.129	33.151	48.103	268.7	49:27.369
28	1	1:41.066	22.150	31.269	47.647	266.7	51:08.435
29	1	1:41.643	22.249	31.400	47.994	266.7	52:50.078
30	1	1:41.564	22.275	31.288	48.001	269.3	54:31.642
31	1	1:42.548	22.084	32.256	48.208	270.0	56:14.190
32	1	1:41.296	22.187	31.368	47.741	267.3	57:55.486
33	1	1:41.903	22.310	31.436	48.157	264.7	59:37.389
34	1	1:41.594	22.306	31.324	47.964	258.4	1:01:18.983
35	1	1:41.357	22.221	31.393	47.743	268.7	1:03:00.340

71		AF Corse		Ferrari F458 Italia			
		1. Davide RIGON		LMGTE Pro			
		2. James CALADO					
1	2	2:19.788	50.555	37.212	52.021	130.6	2:19.788
2	2	1:49.647	24.958	32.998	51.691	194.6	4:09.435
3	2	1:46.019	24.379	32.586	49.054	226.9	5:55.454
4	2	1:42.040	22.294	31.600	48.146	264.1	7:37.494
5	2	1:41.598	22.335	31.457	47.806	265.4	9:19.092
6	2	1:41.027	22.334	31.091	47.602	264.7	11:00.119
7	2	1:41.257	22.300	31.140	47.817	266.7	12:41.376
8	2	1:49.974 B	22.842	32.303	54.829	266.7	14:31.350
9	2	7:33.271	6:13.274	31.904	48.093	139.2	22:04.621
10	2	1:41.552	22.355	31.308	47.889	266.7	23:46.173
11	2	1:41.563	22.309	31.263	47.991	265.4	25:27.736
12	2	1:47.846 B	22.322	31.304	54.220	265.4	27:15.582
13	2	3:54.527	2:35.945	30.976	47.606	138.1	31:10.109
14	2	1:40.286	22.042	31.109	47.135	265.4	32:50.395
15	2	1:40.021	21.912	30.832	47.277	266.7	34:30.416
16	2	1:43.913	22.431	32.352	49.130	268.0	36:14.329
17	2	1:59.249 B	22.128	34.101	1:03.020	267.3	38:13.578
18	2	5:51.196	4:30.178	31.672	49.346	139.9	44:04.774
19	2	1:49.194	22.036	31.754	55.404	268.0	45:53.968
20	2	1:48.374 B	22.088	31.217	55.069	268.7	47:42.342
21	1	3:18.191	1:57.389	31.735	49.067	138.5	51:00.533
22	1	1:41.345	22.254	31.191	47.900	266.0	52:41.878
23	1	1:41.232	22.261	30.960	48.011	264.1	54:23.110
24	1	1:41.059	22.116	31.271	47.672	268.0	56:04.169
25	1	1:41.702	22.107	31.801	47.794	268.0	57:45.871
26	1	1:41.175	22.087	31.137	47.951	267.3	59:27.046
27	1	1:40.906	22.229	31.134	47.543	266.7	1:01:07.952
28	1	1:40.965	22.159	31.046	47.760	265.4	1:02:48.917
29	1	1:41.195	22.136	31.243	47.816	267.3	1:04:30.112
30	1	1:40.850	22.128	31.066	47.656	266.0	1:06:10.962
31	1	1:41.316	22.073	31.479	47.764	266.7	1:07:52.278
32	1	1:48.562 B	22.237	31.845	54.480	266.0	1:09:40.840
33	1	4:14.049	2:51.718	34.153	48.178	139.7	1:13:54.889
34	1	1:41.569	22.288	31.310	47.971	264.1	1:15:36.458
35	1	1:40.973	22.251	31.062	47.660	266.0	1:17:17.431
36	1	1:41.560	22.213	31.553	47.794	266.7	1:18:58.991
37	1	1:49.400 B	22.091	31.204	56.105	267.3	1:20:48.391
38	1	6:37.681	5:18.086	31.668	47.927	139.4	1:27:26.072
39	1	1:41.804	22.294	31.339	48.171	263.4	1:29:07.876
40	1	1:41.124	22.125	31.314	47.685	264.1	1:30:49.000

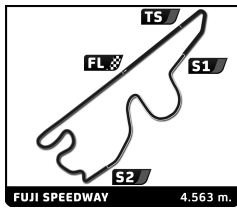


FIA WEC 6 Hours of Fuji Free Practice 2 Sector Analysis

FUJI SPEEDWAY 4.563 m.

■ Personal Best
 ■ Session Best
 ■ Crossing the finish line in pit lane

Lap	D	Time	Sector 1	Sector 2	Sector 3	T. Spd	Elapsed	Lap	D	Time	Sector 1	Sector 2	Sector 3	T. Spd	Elapsed
72 SMP Racing 1. Victor SHAYTAR 2. Andrea BERTOLINI 3. Aleksey BASOV Ferrari F458 Italia LMGTE Am								10	2	1:40.958	21.849	31.305	47.804	268.7	19:18.473
11	2	1:41.189	22.136	31.384	47.669	251.7	20:59.662								
12	2	1:47.550 B	22.070	31.427	54.053	268.0	22:47.212								
13	1	3:31.544	2:08.849	32.918	49.777	140.1	26:18.756								
14	1	1:44.597	22.608	33.112	48.877	243.8	28:03.353								
15	1	1:43.766	22.466	32.419	48.881	237.9	29:47.119								
16	1	1:44.732	22.556	33.061	49.115	252.9	31:31.851								
17	1	1:44.137	22.644	32.532	48.961	267.3	33:15.988								
18	1	1:45.678	23.294	32.723	49.661	268.0	35:01.666								
19	1	1:43.965	22.704	32.296	48.965	233.8	36:45.631								
20	1	1:51.470 B	22.579	32.830	56.061	258.4	38:37.101								
21	3	4:12.795	2:51.942	32.354	48.499	139.5	42:49.896								
22	3	1:42.833	22.496	32.141	48.196	253.5	44:32.729								
23	3	1:42.080	22.270	31.752	48.058	261.5	46:14.809								
24	3	1:43.672	22.169	31.721	49.782	266.0	47:58.481								
25	3	1:42.877	22.534	31.873	48.470	264.1	49:41.358								
26	3	1:41.714	22.294	31.576	47.844	263.4	51:23.072								
27	3	1:50.495 B	22.311	31.887	56.297	266.0	53:13.567								
28	3	15:50.753	...	33.078	48.659	139.5	1:09:04.320								
29	3	1:42.062	22.317	31.570	48.175	259.6	1:10:46.382								
30	3	1:42.317	22.588	31.875	47.854	266.7	1:12:28.699								
31	3	1:41.746	22.244	31.570	47.932	264.7	1:14:10.445								
32	3	1:42.307	22.233	31.731	48.343	263.4	1:15:52.752								
33	3	1:41.880	22.253	31.732	47.895	264.7	1:17:34.632								
34	3	1:48.703 B	22.317	31.461	54.925	264.7	1:19:23.335								
35	1	6:52.100	5:29.348	33.406	49.346	138.5	1:26:15.435								
36	1	1:44.019	22.572	32.698	48.749	257.1	1:27:59.454								
37	1	1:44.957	22.986	32.955	49.016	264.1	1:29:44.411								
38	1	2:14.250 B	22.513	32.426	1:19.311	266.0	1:31:58.661								
83 AF Corse 1. François PERRODO 2. Emmanuel COLLARD 3. Rui AGUAS Ferrari F458 Italia LMGTE Am								1	1	2:58.780	1:36.216	33.389	49.175	137.2	2:58.780
2	1	1:43.958	22.619	32.552	48.787	261.5	4:42.738								
3	1	1:43.605	22.468	32.351	48.786	264.1	6:26.343								
4	1	1:43.682	22.550	32.160	48.972	264.1	8:10.025								
5	1	1:48.308 B	22.422	32.074	53.812	262.8	9:58.333								
6	1	3:01.083	1:40.467	32.102	48.514	137.9	12:59.416								
7	1	1:42.343	22.302	31.768	48.273	264.1	14:41.759								
8	1	1:42.694	22.342	31.887	48.465	265.4	16:24.453								
9	1	1:43.119	22.422	31.770	48.927	265.4	18:07.572								
10	1	1:51.691 B	22.317	32.022	57.352	264.7	19:59.263								
11	1	3:21.157	2:00.196	32.227	48.734	137.8	23:20.420								
12	1	1:43.223	22.486	32.159	48.578	268.7	25:03.643								
13	1	1:44.203	22.295	32.611	49.297	264.7	26:47.846								
14	1	1:43.189	22.385	32.132	48.672	266.0	28:31.035								
15	1	1:43.066	22.380	32.127	48.559	264.7	30:14.101								
16	1	1:43.599	22.363	32.205	49.031	264.7	31:57.700								
17	1	1:42.914	22.528	31.865	48.521	266.0	33:40.614								
18	1	1:42.496	22.247	31.852	48.397	266.7	35:23.110								
19	1	1:42.819	22.311	31.801	48.707	266.0	37:05.929								
20	1	1:49.452 B	22.962	32.054	54.436	248.8	38:55.381								
21	3	3:24.475	2:00.858	34.093	49.524	107.0	42:19.856								
22	3	1:44.122	22.269	32.884	48.969	262.8	44:03.978								
23	3	1:43.338	22.241	32.160	48.937	264.7	45:47.316								
24	3	1:42.571	22.327	31.847	48.397	263.4	47:29.887								
25	3	1:42.582	22.361	31.844	48.377	263.4	49:12.469								
77 Dempsey - Proton Racing 1. Patrick DEMPSEY 2. Patrick LONG 3. Marco SEEFRIED Porsche 911 RSR LMGTE Am								1	2	2:21.330	1:01.321	32.213	47.796	132.7	2:21.330
2	2	1:42.527	22.578	31.743	48.206	227.8	4:03.857								
3	2	1:41.291	22.074	31.530	47.687	247.7	5:45.148								
4	2	1:41.381	21.826	31.527	48.028	268.7	7:26.529								
5	2	1:41.354	22.036	31.503	47.815	266.0	9:07.883								
6	2	1:47.643 B	22.047	31.295	54.301	266.7	10:55.526								
7	2	3:19.330	1:54.741	33.730	50.859	140.3	14:14.856								
8	2	1:41.171	22.041	31.479	47.651	266.7	15:56.027								
9	2	1:41.488	22.050	31.199	48.239	265.4	17:37.515								



FIA WEC
6 Hours of Fuji
Free Practice 2
Sector Analysis

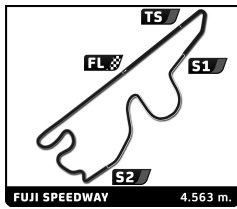
Personal Best Session Best B Crossing the finish line in pit lane

Lap	D	Time	Sector 1	Sector 2	Sector 3	T. Spd	Elapsed	Lap	D	Time	Sector 1	Sector 2	Sector 3	T. Spd	Elapsed
26	3	1:42.283	22.217	31.707	48.359	264.7	50:54.752	34	3	1:43.023	22.354	32.133	48.536	243.2	1:08:29.514
27	3	1:41.963	22.200	31.669	48.094	265.4	52:36.715	35	3	1:42.856	22.468	31.606	48.782	255.3	1:10:12.370
28	3	1:42.187	22.149	31.836	48.202	265.4	54:18.902	36	3	1:47.787 B	22.288	32.264	53.235	266.7	1:12:00.157
29	3	1:43.035	22.237	31.915	48.883	264.1	56:01.937	37	3	14:54.251	...	32.092	48.119	142.5	1:26:54.408
30	3	1:48.232	22.310	36.072	49.850	265.4	57:50.169	38	3	1:43.276	22.237	31.732	49.307	262.8	1:28:37.684
31	3	1:42.583	22.278	31.765	48.540	264.1	59:32.752	39	3	1:43.313	22.367	32.877	48.069	262.1	1:30:20.997
32	3	1:42.350	22.228	31.524	48.598	264.7	1:01:15.102								
33	3	1:56.926 B	22.273	31.560	1:03.093	265.4	1:03:12.028								
34	2	3:34.111	2:13.300	32.355	48.456	139.4	1:06:46.139								
35	2	1:43.389	22.524	31.921	48.944	263.4	1:08:29.528								
36	2	1:43.273	22.701	32.089	48.483	261.5	1:10:12.801								
37	2	1:42.867	22.307	32.049	48.511	266.0	1:11:55.668								
38	2	1:43.852	22.650	32.173	49.029	262.1	1:13:39.520								
39	2	1:42.457	22.370	31.832	48.255	266.0	1:15:21.977								
40	2	1:49.206 B	22.366	31.823	55.017	264.1	1:17:11.183								
41	2	2:54.071	1:30.315	33.746	50.010	140.3	1:20:05.254								
42	2	3:06.807 B	31.454	1:06.987	1:28.366	231.3	1:23:12.061								
43	2	2:40.657	1:19.506	32.418	48.733	141.2	1:25:52.718								
44	2	1:42.878	22.393	32.122	48.363	264.1	1:27:35.596								
45	2	1:42.765	22.372	31.742	48.651	264.7	1:29:18.361								
46	2	1:42.490	22.395	31.818	48.277	262.8	1:31:00.851								

88		Abu Dhabi-Proton Racing		Porsche 911 RSR			
		1.Christian RIED	3.Earl BAMBER	LMGTE Am			
		2.Khaled AL QUBAIS					
1	2	2:17.252	53.361	34.598	49.293	139.4	2:17.252
2	2	1:44.164	22.686	32.564	48.914	242.2	4:01.416
3	2	2:06.373	22.313	32.103	1:11.957	264.7	6:07.789
4	2	1:44.363	22.719	32.395	49.249	236.8	7:52.152
5	2	1:43.137	22.559	31.760	48.818	262.1	9:35.289
6	2	1:42.670	22.260	31.986	48.424	266.0	11:17.959
7	2	1:50.391 B	22.656	32.638	55.097	262.1	13:08.350
8	2	5:36.416	4:14.392	33.324	48.700	140.1	18:44.766
9	2	1:42.396	22.325	31.864	48.207	260.9	20:27.162
10	2	1:45.772	24.264	32.752	48.756	270.0	22:12.934
11	2	1:43.907	22.274	31.862	49.771	261.5	23:56.841
12	2	1:43.362	22.651	32.226	48.485	267.3	25:40.203
13	2	1:42.525	22.368	31.879	48.278	263.4	27:22.728
14	2	1:43.893	22.778	32.374	48.741	268.7	29:06.621
15	2	1:43.690	22.589	32.621	48.480	266.0	30:50.311
16	2	1:50.628 B	22.447	31.967	56.214	264.7	32:40.939
17	1	4:17.213	2:54.517	32.808	49.888	140.8	36:58.152
18	1	1:50.556	27.940	33.542	49.074	263.4	38:48.708
19	1	1:43.618	22.713	32.164	48.741	260.2	40:32.326
20	1	1:46.745	22.898	32.268	51.579	259.6	42:19.071
21	1	1:46.026	22.844	32.462	50.720	262.1	44:05.097
22	1	1:43.505	22.576	32.155	48.774	246.0	45:48.602
23	1	1:47.134	23.032	32.826	51.276	266.7	47:35.736
24	1	1:43.736	22.565	32.314	48.857	262.1	49:19.472
25	1	1:43.901	22.415	32.807	48.679	264.7	51:03.373
26	1	1:43.819	22.388	32.657	48.774	265.4	52:47.192
27	1	1:43.756	22.178	32.348	49.230	264.1	54:30.948
28	1	1:43.950	22.667	32.265	49.018	269.3	56:14.898
29	1	1:43.539	22.307	32.021	49.211	270.0	57:58.437
30	1	1:43.279	22.388	32.395	48.496	269.3	59:41.716
31	1	1:49.954 B	22.308	32.177	55.469	266.7	1:01:31.670
32	3	3:30.939	2:10.249	32.405	48.285	143.2	1:05:02.609
33	3	1:43.882	23.202	32.078	48.602	257.1	1:06:46.491

91		Porsche Team Manthey		Porsche 911 RSR			
		1.Richard LIETZ	LMGTE Pro				
		2.Michael CHRISTENSEN					
1	1	3:27.771	2:00.583	36.063	51.125	132.0	3:27.771
2	1	1:46.969	24.165	32.455	50.349	216.0	5:14.740
3	1	1:42.510	22.589	32.091	47.830	265.4	6:57.250
4	1	1:46.674 B	22.278	31.610	52.786	266.0	8:43.924
5	1	8:03.579	6:44.971	31.122	47.486	137.4	16:47.503
6	1	1:40.557	22.102	31.179	47.276	265.4	18:28.060
7	1	1:40.104	22.103	30.891	47.110	267.3	20:08.164
8	1	1:40.876	22.392	31.092	47.392	268.7	21:49.040
9	1	1:40.488	22.039	31.132	47.317	269.3	23:29.528
10	1	1:46.537 B	22.178	31.291	53.068	268.0	25:16.065
11	1	9:12.805	7:52.916	31.777	48.112	137.2	34:28.870
12	1	1:41.256	22.177	31.447	47.632	266.7	36:10.126
13	1	1:40.961	22.235	31.219	47.507	267.3	37:51.087
14	1	1:40.838	22.088	31.319	47.431	268.0	39:31.925
15	1	1:40.769	22.130	31.221	47.418	268.7	41:12.694
16	1	1:46.076 B	22.261	31.249	52.566	268.7	42:58.770
17	2	7:08.466	5:47.326	32.730	48.410	139.2	50:07.236
18	2	1:42.219	22.183	31.798	48.238	266.0	51:49.455
19	2	1:41.340	22.337	31.323	47.680	265.4	53:30.795
20	2	1:41.737	22.108	31.705	47.924	268.0	55:12.532
21	2	1:41.478	22.105	31.386	47.987	268.7	56:54.010
22	2	1:41.247	22.291	31.366	47.590	268.0	58:35.257
23	2	1:47.531 B	22.436	31.208	53.887	270.0	1:00:22.788
24	2	6:18.854	4:58.597	31.687	48.570	140.4	1:06:41.642
25	2	1:41.842	22.384	31.578	47.880	264.1	1:08:23.484
26	2	1:41.227	22.149	31.321	47.757	266.7	1:10:04.711
27	2	1:41.393	22.061	31.620	47.712	266.0	1:11:46.104
28	2	1:40.863	22.139	31.168	47.556	267.3	1:13:26.967
29	2	1:41.215	22.109	31.453	47.653	265.4	1:15:08.182
30	2	1:45.618	22.113	31.497	52.008	268.0	1:16:53.800
31	2	1:40.992	22.112	31.352	47.528	269.3	1:18:34.792
32	2	1:49.245 B	21.939	31.454	55.852	268.0	1:20:24.037
33	2	5:36.559	4:16.971	31.937	47.651	141.4	1:26:00.596
34	2	1:41.030	22.012	31.342	47.676	268.0	1:27:41.626
35	2	1:41.100	22.011	31.337	47.752	268.0	1:29:22.726
36	2	1:41.214	21.954	31.548	47.712	268.0	1:31:03.940

92		Porsche Team Manthey		Porsche 911 RSR			
		1.Patrick PILET	LMGTE Pro				
		2.Frédéric MAKOWIECKI					
1	2	3:22.846	2:00.967	32.442	49.437	130.3	3:22.846
2	2	1:41.403	22.219	31.575	47.609	263.4	5:04.249
3	2	1:41.973	22.563	31.607	47.803	265.4	6:46.222
4	2	1:47.781 B	22.171	32.782	52.828	266.0	8:34.003
5	2	8:33.294	7:08.584	33.396	51.314	139.4	17:07.297
6	2	1:40.775	22.039	31.314	47.422	264.1	18:48.072
7	2	1:45.665	23.188	32.987	49.490	265.4	20:33.737
8	2	1:40.642	21.998	31.205	47.439	266.0	22:14.379
9	2	1:40.414	22.016	30.991	47.407	266.7	23:54.793



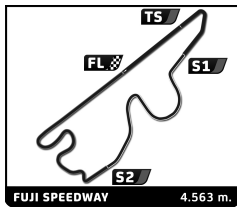
FIA WEC
6 Hours of Fuji
Free Practice 2
Sector Analysis

■ Personal Best ■ Session Best B Crossing the finish line in pit lane

Lap	D	Time	Sector 1	Sector 2	Sector 3	T. Spd	Elapsed	Lap	D	Time	Sector 1	Sector 2	Sector 3	T. Spd	Elapsed
10	2	1:41.065	22.168	31.209	47.688	266.0	25:35.858	24	1	1:41.908	22.464	31.306	48.138	268.7	47:02.319
11	2	1:45.623 B	22.141	31.220	52.262	264.1	27:21.481	25	1	1:42.735	22.244	31.522	48.969	269.3	48:45.054
12	1	5:55.329	4:35.996	31.456	47.877	139.4	33:16.810	26	1	1:47.771 B	22.306	31.588	53.877	267.3	50:32.825
13	1	1:44.407	23.717	32.299	48.391	266.0	35:01.217	27	2	8:21.209	7:00.642	31.754	48.813	135.3	58:54.034
14	1	1:41.279	22.019	31.194	48.066	268.0	36:42.496	28	2	1:42.061	22.210	31.782	48.069	265.4	1:00:36.095
15	1	1:40.876	22.114	31.274	47.488	266.7	38:23.372	29	2	1:41.408	22.338	31.112	47.958	265.4	1:02:17.503
16	1	1:41.772	22.194	31.736	47.842	268.7	40:05.144	30	2	1:41.461	22.420	31.242	47.799	258.4	1:03:58.964
17	1	1:41.348	22.172	31.342	47.834	270.0	41:46.492	31	2	1:41.337	22.255	31.169	47.913	266.7	1:05:40.301
18	1	1:41.042	22.202	31.132	47.708	267.3	43:27.534	32	2	1:41.408	22.195	31.300	47.913	264.7	1:07:21.709
19	1	1:41.254	22.243	31.284	47.727	254.7	45:08.788	33	2	1:41.537	22.263	31.322	47.952	264.1	1:09:03.246
20	1	1:41.063	22.131	31.100	47.832	266.7	46:49.851	34	2	1:41.402	22.194	31.232	47.976	264.7	1:10:44.648
21	1	1:41.842	22.118	31.515	48.209	269.3	48:31.693	35	2	1:47.237 B	22.132	31.513	53.592	266.0	1:12:31.885
22	1	1:42.010	22.421	31.487	48.102	268.7	50:13.703	36	1	4:19.054	2:58.662	31.921	48.471	139.9	1:16:50.939
23	1	1:42.044	22.390	31.344	48.310	264.7	51:55.747	37	1	1:42.597	22.778	31.663	48.156	255.3	1:18:33.536
24	1	1:41.752	22.273	31.708	47.771	270.0	53:37.499	38	1	1:43.062	22.520	31.601	48.941	263.4	1:20:16.598
25	1	1:41.134	22.145	31.213	47.776	268.0	55:18.633	39	1	3:16.419 B	41.874	1:07.154	1:27.391	82.9	1:23:33.017
26	1	1:41.494	22.181	31.457	47.856	266.0	57:00.127	40	1	2:36.290	1:16.155	31.979	48.156	139.0	1:26:09.307
27	1	1:41.201	22.226	31.230	47.745	267.3	58:41.328	41	1	1:42.303	22.583	31.547	48.173	267.3	1:27:51.610
28	1	1:41.913	22.502	31.549	47.862	268.0	1:00:23.241	42	1	1:42.042	22.301	31.377	48.364	266.7	1:29:33.652
29	1	1:41.235	22.084	31.128	48.023	267.3	1:02:04.476	43	1	1:42.400	22.708	31.433	48.259	266.0	1:31:16.052
30	1	1:42.038	22.225	31.483	48.330	266.0	1:03:46.514								
31	1	1:42.467	22.262	31.740	48.465	266.0	1:05:28.981								
32	1	1:42.281	22.165	31.337	48.779	266.7	1:07:11.262								
33	1	1:41.995	22.449	31.433	48.113	264.7	1:08:53.257								
34	1	1:42.229	22.125	31.769	48.335	266.0	1:10:35.486								
35	1	1:42.086	22.303	31.834	47.949	265.4	1:12:17.572								
36	1	1:42.288	22.521	31.643	48.124	259.0	1:13:59.860								
37	1	1:42.407	22.575	31.666	48.166	236.8	1:15:42.267								
38	1	1:41.267	22.149	31.335	47.783	266.0	1:17:23.534								
39	1	1:41.565	22.103	31.578	47.884	268.0	1:19:05.099								
40	1	2:13.242 B	22.230	31.487	1:19.525	266.7	1:21:18.341								

95		Aston Martin Racing		Aston Martin Vantage V8			
		1.Christoffer NYGAARD		LMGTE Pro			
		2.Marco SØRENSEN					
1	1	2:37.741	1:15.824	32.740	49.177	138.6	2:37.741
2	1	1:42.686	22.721	31.323	48.642	262.8	4:20.427
3	1	1:42.979	22.627	31.692	48.660	265.4	6:03.406
4	1	1:42.924	22.706	31.866	48.352	258.4	7:46.330
5	1	1:42.902	22.559	31.692	48.651	268.7	9:29.232
6	1	1:47.376 B	22.503	31.588	53.285	266.0	11:16.608
7	2	3:34.201	2:10.531	34.054	49.616	137.4	14:50.809
8	2	1:40.367	22.153	30.864	47.350	264.1	16:31.176
9	2	1:40.092	21.960	30.927	47.205	265.4	18:11.268
10	2	1:40.869	21.989	30.979	47.901	266.7	19:52.137
11	2	1:40.628	21.989	31.255	47.384	266.0	21:32.765
12	2	1:40.467	22.070	30.850	47.547	264.7	23:13.232
13	2	1:40.954	22.105	30.978	47.871	266.0	24:54.186
14	2	1:40.702	22.095	30.962	47.645	266.0	26:34.888
15	2	1:40.562	22.097	30.917	47.548	266.0	28:15.450
16	2	1:46.779 B	22.102	30.999	53.678	265.4	30:02.229
17	1	5:06.284	3:46.021	31.740	48.523	138.6	35:08.513
18	1	1:42.241	22.778	31.290	48.173	257.1	36:50.754
19	1	1:41.860	22.319	31.391	48.150	266.0	38:32.614
20	1	1:41.723	22.443	31.188	48.092	268.0	40:14.337
21	1	1:41.901	22.319	31.318	48.264	265.4	41:56.238
22	1	1:42.049	22.340	31.321	48.388	266.0	43:38.287
23	1	1:42.124	22.256	31.660	48.208	268.0	45:20.411

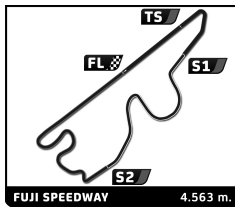
96		Aston Martin Racing		Aston Martin Vantage V8			
		1.Francesco CASTELLACCI		LMGTE Am			
		2.Liam GRIFFIN					
1	3	2:15.700	55.123	32.330	48.247	139.4	2:15.700
2	3	1:41.704	22.276	31.537	47.891	262.1	3:57.404
3	3	1:41.296	22.175	31.280	47.841	258.4	5:38.700
4	3	1:40.706	22.190	31.070	47.446	257.8	7:19.406
5	3	1:40.865	22.120	31.306	47.439	260.9	9:00.271
6	3	1:40.781	22.132	31.018	47.631	259.6	10:41.052
7	3	1:48.425 B	22.050	31.458	54.917	262.8	12:29.477
8	3	3:51.910	2:32.663	31.436	47.811	141.0	16:21.387
9	3	1:41.659	22.385	31.280	47.994	258.4	18:03.046
10	3	1:47.259 B	22.270	31.219	53.770	262.8	19:50.305
11	1	5:10.011	3:45.317	35.891	48.803	136.4	25:00.316
12	1	1:42.585	22.268	32.116	48.201	262.8	26:42.901
13	1	1:42.758	22.472	31.797	48.489	262.8	28:25.659
14	1	1:42.393	22.515	31.705	48.173	262.8	30:08.052
15	1	1:42.400	22.479	31.581	48.340	262.1	31:50.452
16	1	1:43.687	22.376	31.925	49.386	261.5	33:34.139
17	1	1:43.252	22.503	31.739	49.010	260.9	35:17.391
18	1	1:48.106	23.430	34.951	49.725	262.8	37:05.497
19	1	1:48.034	23.932	33.713	50.389	262.8	38:53.531
20	1	1:50.945 B	22.449	31.630	56.866	261.5	40:44.476
21	2	3:23.776	1:59.718	34.133	49.925	137.6	44:08.252
22	2	1:48.512	23.184	34.820	50.508	259.6	45:56.764
23	2	1:45.228	22.917	32.596	49.715	251.2	47:41.992
24	2	1:48.138	23.502	33.805	50.831	255.9	49:30.130
25	2	1:45.990	22.820	32.731	50.439	253.5	51:16.120
26	2	1:45.494	22.941	32.803	49.750	259.6	53:01.614
27	2	1:45.052	22.711	32.628	49.713	253.5	54:46.666
28	2	1:45.138	23.204	32.479	49.455	255.3	56:31.804
29	2	1:44.887	22.844	32.738	49.305	251.2	58:16.691
30	2	1:46.350	23.646	32.789	49.915	245.5	1:00:03.041
31	2	1:44.186	22.665	32.305	49.216	254.7	1:01:47.227
32	2	1:44.406	22.446	32.421	49.539	261.5	1:03:31.633
33	2	1:55.100 B	23.706	33.496	57.898	260.2	1:05:26.733
34	2	3:31.464	2:08.040	32.238	51.186	137.4	1:08:58.197



FIA WEC
6 Hours of Fuji
Free Practice 2
Sector Analysis

■ Personal Best ■ Session Best B Crossing the finish line in pit lane

Lap	D	Time	Sector 1	Sector 2	Sector 3	T. Spd	Elapsed	Lap	D	Time	Sector 1	Sector 2	Sector 3	T. Spd	Elapsed
35	2	1:43.236	22.466	31.845	48.925	257.1	1:10:41.433	45	2	2:16.335B	22.425	32.395	1:21.515	263.4	1:21:25.948
36	2	1:43.361	22.360	32.041	48.960	260.2	1:12:24.794	46	1	5:11.460	3:50.904	32.055	48.501	138.6	1:26:37.408
37	2	1:43.789	22.417	32.250	49.122	263.4	1:14:08.583	47	1	1:43.248	22.714	31.861	48.673	258.4	1:28:20.656
38	2	1:43.619	22.445	32.074	49.100	257.8	1:15:52.202	48	1	1:42.994	22.530	31.936	48.528	259.6	1:30:03.650
39	2	1:51.383B	23.310	32.508	55.565	238.4	1:17:43.585	98 Aston Martin Racing Aston Martin Vantage V8							
40	1	4:12.887B	2:03.655	39.949	1:29.283	138.3	1:21:56.472	1. Paul DALLA LANA 3. Mathias LAUDA 2. Pedro LAMY LMGTE Am							
41	1	3:55.454	2:32.491	33.039	49.924	133.5	1:25:51.926	1	2	2:33.605	1:07.318	33.403	52.884	136.4	2:33.605
42	1	1:45.637	22.452	33.465	49.720	259.0	1:27:37.563	2	2	1:42.683	22.550	31.766	48.367	260.2	4:16.288
43	1	1:42.038	22.146	31.529	48.363	262.8	1:29:19.601	3	2	1:41.994	22.355	31.483	48.156	262.1	5:58.282
44	1	1:41.494	22.175	31.385	47.934	265.4	1:31:01.095	4	2	1:48.347B	22.433	31.597	54.317	257.8	7:46.629
97 Aston Martin Racing Aston Martin Vantage V8								1. Darren TURNER LMGTE Pro 2. Jonathan ADAM							
1	1	2:40.134	1:18.951	32.702	48.481	135.2	2:40.134	5	2	8:26.988	7:04.267	32.693	50.028	135.3	16:13.617
2	1	1:41.684	22.526	31.278	47.880	242.7	4:21.818	6	2	1:42.970	22.603	31.644	48.723	259.0	17:56.587
3	1	1:41.742	22.331	31.303	48.108	263.4	6:03.560	7	2	1:42.636	22.500	31.834	48.302	261.5	19:39.223
4	1	1:41.839	22.086	31.661	48.092	270.0	7:45.399	8	2	1:52.473B	23.518	33.035	55.920	262.8	21:31.696
5	1	1:42.044	22.459	31.582	48.003	262.1	9:27.443	9	2	7:40.491	6:16.799	35.146	48.546	131.7	29:12.187
6	1	1:46.333B	22.379	31.396	52.558	262.8	11:13.776	10	2	1:41.006	22.259	31.270	47.477	262.1	30:53.193
7	1	3:07.033	1:48.024	31.239	47.770	138.3	14:20.809	11	2	1:41.744	22.233	31.262	48.249	263.4	32:34.937
8	1	1:41.234	22.304	31.066	47.864	260.2	16:02.043	12	2	1:46.694B	22.318	31.359	53.017	262.1	34:21.631
9	1	1:40.720	22.107	31.158	47.455	262.8	17:42.763	13	2	2:51.389	1:31.422	31.886	48.081	140.4	37:13.020
10	1	1:40.902	22.346	31.033	47.523	257.8	19:23.665	14	2	1:41.879	22.366	31.541	47.972	262.8	38:54.899
11	1	1:40.853	22.379	31.021	47.453	260.9	21:04.518	15	2	1:41.576	22.278	31.289	48.009	262.8	40:36.475
12	1	1:41.110	22.183	31.148	47.779	262.8	22:45.628	16	2	1:48.956B	22.383	31.597	54.976	260.2	42:25.431
13	1	1:41.437	22.119	31.352	47.966	262.8	24:27.065	17	1	3:48.999	2:25.790	32.540	50.669	134.7	46:14.430
14	1	1:41.049	22.249	31.199	47.601	263.4	26:08.114	18	1	1:44.211	22.975	32.214	49.022	257.8	47:58.641
15	1	1:41.476	22.183	31.389	47.904	262.1	27:49.590	19	1	1:43.717	22.725	32.236	48.756	251.7	49:42.358
16	1	1:41.139	22.229	31.223	47.687	262.8	29:30.729	20	1	1:43.455	22.433	31.896	49.126	262.1	51:25.813
17	1	1:41.216	22.225	31.329	47.662	262.8	31:11.945	21	1	1:42.909	22.474	31.967	48.468	262.8	53:08.722
18	1	1:41.556	22.324	31.274	47.958	263.4	32:53.501	22	1	1:42.674	22.598	31.828	48.248	261.5	54:51.396
19	1	1:41.321	22.136	31.373	47.812	264.1	34:34.822	23	1	1:43.149	22.608	31.822	48.719	260.2	56:34.545
20	1	1:41.316	22.176	31.304	47.836	264.7	36:16.138	24	1	1:42.561	22.430	31.859	48.272	262.1	58:17.106
21	1	1:41.176	22.220	31.213	47.743	264.7	37:57.314	25	1	1:42.720	22.764	31.563	48.393	250.0	59:59.826
22	1	1:41.643	22.199	31.273	48.171	263.4	39:38.957	26	1	1:43.469	22.411	32.483	48.575	261.5	1:01:43.295
23	1	1:41.768	22.316	31.180	48.272	262.8	41:20.725	27	1	1:42.565	22.557	31.578	48.430	259.0	1:03:25.860
24	1	1:41.524	22.293	31.416	47.815	262.8	43:02.249	28	1	1:48.779B	22.497	32.117	54.165	260.2	1:05:14.639
25	1	1:45.880B	22.240	31.175	52.465	264.7	44:48.129	29	3	3:22.526	1:56.920	33.316	52.290	140.1	1:08:37.165
26	2	3:40.300	2:18.950	32.613	48.737	138.1	48:28.429	30	3	1:43.575	22.540	32.061	48.974	260.2	1:10:20.740
27	2	1:42.564	22.403	31.639	48.522	263.4	50:10.993	31	3	1:44.886	23.269	32.041	49.576	258.4	1:12:05.626
28	2	1:42.591	22.658	31.865	48.068	261.5	51:53.584	32	3	1:43.537	22.449	31.732	49.356	260.2	1:13:49.163
29	2	1:45.492	22.292	31.899	51.301	263.4	53:39.076	33	3	1:42.721	22.471	31.704	48.546	260.9	1:15:31.884
30	2	1:41.841	22.244	31.610	47.987	264.7	55:20.917	34	3	1:42.413	22.334	31.711	48.368	262.1	1:17:14.297
31	2	1:42.233	22.303	31.821	48.109	263.4	57:03.150	35	3	1:42.175	22.525	31.464	48.186	261.5	1:18:56.472
32	2	1:42.045	22.255	31.639	48.151	264.1	58:45.195	36	3	1:50.140B	22.367	31.929	55.844	261.5	1:20:46.612
33	2	1:41.685	22.366	31.390	47.929	264.1	1:00:26.880	37	3	5:24.694	4:03.786	32.359	48.549	137.8	1:26:11.306
34	2	1:41.804	22.267	31.524	48.013	262.8	1:02:08.684	38	3	1:42.343	22.275	31.513	48.555	262.1	1:27:53.649
35	2	1:42.131	22.361	31.551	48.219	260.2	1:03:50.815	39	3	1:43.714	22.690	32.072	48.952	264.1	1:29:37.363
36	2	1:42.106	22.272	31.529	48.305	262.1	1:05:32.921	40	3	1:43.620	22.478	32.155	48.987	263.4	1:31:20.983
37	2	1:42.215	22.307	31.938	47.970	261.5	1:07:15.136	99 Aston Martin Racing V8 Aston Martin Vantage V8							
38	2	1:42.200	22.377	31.565	48.258	263.4	1:08:57.336	1. Alex MACDOWALL 3. Stefan MÜCKE 2. Fernando REES LMGTE Pro							
39	2	1:41.827	22.307	31.605	47.915	261.5	1:10:39.163	1	2	2:15.159	51.851	34.239	49.069	134.3	2:15.159
40	2	1:41.908	22.272	31.549	48.087	262.1	1:12:21.071	2	2	1:41.926	22.358	31.577	47.991	264.7	3:57.085
41	2	1:42.379	22.302	31.803	48.274	262.8	1:14:03.450	3	2	1:45.802	23.516	33.868	48.418	230.3	5:42.887
42	2	1:42.136	22.223	31.753	48.160	264.1	1:15:45.586	4	2	1:41.210	22.174	31.245	47.791	266.7	7:24.097
43	2	1:41.875	22.287	31.502	48.086	262.8	1:17:27.461	5	2	1:48.523B	22.190	31.377	54.956	267.3	9:12.620
44	2	1:42.152	22.320	31.729	48.103	262.8	1:19:09.613	6	2	2:43.878	1:23.227	31.906	48.745	121.3	11:56.498
								7	2	1:41.636	22.299	31.388	47.949	264.1	13:38.134



FIA WEC
6 Hours of Fuji
Free Practice 2
Sector Analysis

■ Personal Best ■ Session Best B Crossing the finish line in pit lane

Lap	D	Time	Sector 1	Sector 2	Sector 3	T. Spd	Elapsed	Lap	D	Time	Sector 1	Sector 2	Sector 3	T. Spd	Elapsed
8	2	1:41.589	22.397	31.339	47.853	265.4	15:19.723								
9	2	1:50.957 B	22.435	31.472	57.050	266.0	17:10.680								
10	2	4:24.991	3:02.614	32.493	49.884	136.7	21:35.671								
11	2	1:41.421	22.469	31.313	47.639	264.7	23:17.092								
12	2	1:41.127	22.310	31.268	47.549	266.0	24:58.219								
13	2	1:40.684	22.127	31.088	47.469	264.7	26:38.903								
14	2	1:40.781	22.088	31.275	47.418	265.4	28:19.684								
15	2	1:46.519 B	22.109	31.282	53.128	266.0	30:06.203								
16	1	3:29.807	2:05.320	32.639	51.848	138.8	33:36.010								
17	1	1:44.546	22.445	32.987	49.114	257.8	35:20.556								
18	1	1:42.823	22.374	32.138	48.311	264.7	37:03.379								
19	1	1:41.782	22.250	31.422	48.110	265.4	38:45.161								
20	1	1:41.558	22.268	31.445	47.845	266.0	40:26.719								
21	1	1:41.459	22.316	31.310	47.833	264.7	42:08.178								
22	1	1:41.065	22.314	31.143	47.608	264.7	43:49.243								
23	1	1:41.565	22.300	31.607	47.658	265.4	45:30.808								
24	1	1:41.514	22.288	31.372	47.854	265.4	47:12.322								
25	1	1:41.663	22.228	31.479	47.956	267.3	48:53.985								
26	1	1:41.738	22.501	31.320	47.917	265.4	50:35.723								
27	1	1:41.565	22.234	31.491	47.840	266.7	52:17.288								
28	1	1:41.223	22.216	31.314	47.693	264.7	53:58.511								
29	1	1:41.266	22.230	31.232	47.804	265.4	55:39.777								
30	1	1:49.027 B	22.277	32.166	54.584	265.4	57:28.804								
31	3	3:11.630	1:49.626	32.984	49.020	131.5	1:00:40.434								
32	3	1:42.454	22.360	31.699	48.395	267.3	1:02:22.888								
33	3	1:42.649	22.442	31.608	48.599	264.1	1:04:05.537								
34	3	1:42.706	22.292	31.946	48.468	264.7	1:05:48.243								
35	3	1:42.290	22.422	31.610	48.258	264.1	1:07:30.533								
36	3	1:48.285 B	22.279	31.566	54.440	264.7	1:09:18.818								
37	3	4:18.063	2:56.050	31.855	50.158	137.9	1:13:36.881								
38	3	1:42.530	22.428	31.785	48.317	263.4	1:15:19.411								
39	3	1:41.833	22.346	31.363	48.124	264.1	1:17:01.244								
40	3	1:42.168	22.239	31.673	48.256	265.4	1:18:43.412								
41	3	1:50.378 B	22.345	31.392	56.641	264.7	1:20:33.790								
42	3	5:34.511	4:13.093	32.594	48.824	136.9	1:26:08.301								
43	3	1:43.090	22.538	31.844	48.708	263.4	1:27:51.391								
44	3	1:44.159	22.913	32.331	48.915	266.0	1:29:35.550								
45	3	1:43.160	22.420	31.683	49.057	265.4	1:31:18.710								