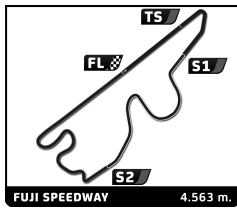


FIA WEC
6 Hours of Fuji
Free Practice 1
Sector Analysis

							■ Personal Best ■ Session Best ■ B Crossing the finish line in pit lane																						
Lap	D	Time	Sector 1	Sector 2	Sector 3	T. Spd	Elapsed	Lap	D	Time	Sector 1	Sector 2	Sector 3	T. Spd	Elapsed														
2	2	1:27.083	20.083	25.726	41.274	278.4	4:33.332	20	2	1:28.122	19.052	26.845	42.225	294.3	40:37.092														
3	2	1:24.497	19.037	24.830	40.630	282.0	5:57.829	21	2	1:26.866	19.085	25.889	41.892	290.3	42:03.958														
4	2	1:26.446	18.829	25.399	42.218	289.5	7:24.275	22	2	1:35.756 B	19.073	27.595	49.088	289.5	43:39.714														
5	2	1:25.475	18.845	25.465	41.165	291.1	8:49.750	23	2	21:33.671	...	27.315	42.949	156.7	1:05:13.385														
6	2	1:26.783	18.917	25.884	41.982	288.8	10:16.533	24	2	1:27.358	19.305	25.882	42.171	282.7	1:06:40.743														
7	2	1:34.151 B	19.356	25.667	49.128	291.1	11:50.684	25	2	1:47.095 B	19.244	30.205	57.646	285.7	1:08:27.838														
8	2	9:25.442	8:16.865	26.886	41.691	172.0	21:16.126	26	2	5:28.061 B	3:04.258	58.020	1:25.783	156.7	1:13:55.899														
9	2	1:26.062	19.166	25.736	41.160	288.8	22:42.188	27	1	7:27.865	6:16.412	28.788	42.665	79.9	1:21:23.764														
10	2	1:25.467	18.857	25.443	41.167	289.5	24:07.655	28	1	1:28.741	19.266	27.072	42.403	285.7	1:22:52.505														
11	2	1:26.497	18.840	25.808	41.849	295.1	25:34.152	29	1	1:27.864	19.383	25.937	42.544	288.8	1:24:20.369														
12	2	1:26.644	18.889	25.593	42.162	293.5	27:00.796	30	1	1:27.901	19.064	25.702	43.135	289.5	1:25:48.270														
13	2	1:25.958	18.920	25.372	41.666	285.0	28:26.754	31	1	1:26.579	18.986	25.717	41.876	294.3	1:27:14.849														
14	2	1:30.410 B	18.783	25.686	45.941	293.5	29:57.164	32	1	1:36.460 B	19.237	27.915	49.308	295.9	1:28:51.309														
15	1	13:52.538	...	28.632	42.401	169.8	43:49.702	33	1	2:06.783	57.983	26.523	42.277	171.2	1:30:58.092														
16	1	1:28.494	19.380	26.901	42.213	287.2	45:18.196	<div style="border: 1px solid black; padding: 5px;"> 12 Rebellion Racing 1. Nicolas PROST 2. Mathias BECHE Rebellion R-One - AER LMP1 </div>																					
17	1	1:27.536	19.287	26.167	42.082	295.1	46:45.732																						
18	1	1:28.601	19.288	27.030	42.283	296.7	48:14.333																						
19	1	1:28.170	19.292	26.804	42.074	291.9	49:42.503																						
20	1	1:27.618	19.014	26.600	42.004	295.9	51:10.121																						
21	1	1:28.969	19.199	26.736	43.034	291.9	52:39.090																						
22	1	1:27.830	19.144	26.165	42.521	293.5	54:06.920																						
23	1	1:26.823	19.104	25.815	41.904	293.5	55:33.743																						
24	1	1:32.783 B	19.263	26.795	46.725	291.1	57:06.526																						
25	1	5:49.754	4:41.669	26.242	41.843	174.2	1:02:56.280																						
26	1	1:27.469	19.175	26.070	42.224	295.9	1:04:23.749																						
27	1	1:26.968	19.120	25.804	42.044	293.5	1:05:50.717																						
28	1	1:28.091	19.101	27.039	41.951	296.7	1:07:18.808																						
29	1	1:31.461 B	19.144	25.837	46.480	296.7	1:08:50.269																						
30	3	8:24.175	5:53.445	1:06.327	1:24.403	80.4	1:17:14.444																						
31	3	2:59.360	51.619	1:06.404	1:01.337	79.9	1:20:13.804																						
32	3	1:28.931	19.675	27.407	41.849	282.0	1:21:42.735																						
33	3	1:28.998	19.611	27.409	41.978	284.2	1:23:11.733																						
34	3	1:27.746	19.175	26.262	42.309	302.5	1:24:39.479																						
35	3	1:34.443 B	19.347	25.818	49.278	297.5	1:26:13.922																						
36	3	4:19.805	3:10.345	27.024	42.436	172.5	1:30:33.727																						
<div style="border: 1px solid black; padding: 5px;"> 8 Audi Sport Team Joest 1. Lucas DI GRASSI 2. Loic DUVAL Audi R18 e-tron quattro LMP1 - H 3. Oliver JARVIS </div>							1. Nicolas PROST 2. Mathias BECHE Rebellion R-One - AER LMP1																						
							1	3	2:11.026	55.493	30.473	45.060	146.9	2:11.026	1	1	2:41.391 B	1:13.214	31.800	56.377	148.6	2:41.391							
							2	3	1:27.471	19.727	26.166	41.578	282.0	3:38.497	2	1	7:47.359	6:33.684	29.176	44.499	150.4	10:28.750							
							3	3	1:25.830	19.078	25.525	41.227	286.5	5:04.327	3	1	1:34.783	20.590	28.710	45.483	261.5	12:03.533							
							4	3	1:26.572	19.049	25.992	41.531	285.7	6:30.899	4	1	1:32.937	20.400	28.130	44.407	281.2	13:36.470							
							5	3	1:29.258	20.014	27.363	41.881	272.0	8:00.157	5	1	1:32.115	20.320	27.932	43.863	294.3	15:08.585							
							6	3	1:26.273	19.176	25.616	41.481	285.0	9:26.430	6	1	1:32.189	20.337	27.804	44.048	295.9	16:40.774							
							7	3	1:35.065 B	18.865	25.477	50.723	300.0	11:01.495	7	1	1:43.017 B	20.428	28.114	54.475	291.1	18:23.791							
							8	3	9:56.788	8:48.105	27.141	41.542	153.0	20:58.283	8	1	13:43.209	...	27.534	43.920	152.8	32:07.000							
							9	3	1:26.082	19.043	25.739	41.300	286.5	22:24.365	9	1	1:31.034	19.921	27.555	43.558	308.6	33:38.034							
							10	3	1:27.663	18.959	26.420	42.284	284.2	23:52.028	10	1	1:31.683	19.816	27.857	44.010	307.7	35:09.717							
							11	3	1:27.210	19.208	26.510	41.492	285.0	25:19.238	11	1	1:32.079	19.831	28.840	43.408	303.4	36:41.796							
							12	3	1:32.500 B	19.282	25.511	47.707	288.0	26:51.738	12	1	1:33.114	19.769	28.376	44.969	308.6	38:14.910							
							13	3	2:08.693	1:00.433	26.455	41.805	164.4	29:00.431	13	1	1:33.714	19.877	28.788	45.049	283.5	39:48.624							
14	3	1:34.327 B	19.027	26.509	48.791	298.3	30:34.758	14	1	1:33.088	20.435	28.926	43.727	266.7	41:21.712														
15	2	2:45.590	1:35.679	27.515	42.396	166.7	33:20.348	15	1	1:31.250	19.941	27.707	43.602	305.9	42:52.962														
16	2	1:29.165	19.387	26.729	43.049	291.1	34:49.513	16	1	1:30.867	19.670	27.504	43.693	313.0	44:23.829														
17	2	1:26.633	19.153	25.733	41.747	288.0	36:16.146	17	1	1:31.592	19.876	28.036	43.680	309.5	45:55.421														
18	2	1:26.459	19.030	25.959	41.470	292.7	37:42.605	18	1	1:31.377	20.106	27.851	43.420	304.2	47:26.798														
19	2	1:26.365	19.021	25.331	42.013	289.5	39:08.970	19	1	1:31.365	19.976	27.731	43.658	309.5	48:58.163														
<div style="border: 1px solid black; padding: 5px;"> 13 Rebellion Racing 1. Alexandre IMPERATORI 2. Dominik KRAHAMER Rebellion R-One - AER LMP1 3. Daniel ABT </div>							1. Nicolas PROST 2. Mathias BECHE Rebellion R-One - AER LMP1																						
							1	3	2:47.660 B	1:11.075	35.116	1:01.469	147.7	2:47.660	20	1	1:40.528 B	19.837	28.801	51.890	310.3	50:38.691							
							2	3	15:12.451 B	...	32.087	59.193	147.3	18:00.111	21	1	13:11.127	...	28.593	45.267	148.6	1:03:49.818							
							3	3	6:51.406 B	5:25.664	31.630	54.112	143.6	24:51.517	22	1	1:31.845	20.444	27.620	43.781	262.1	1:05:21.663							
							4	3	20:59.249	...	30.264	45.143	112.4	45:50.766	23	1	1:31.553	19.956	27.660	43.937	308.6	1:06:53.216							
							5	3	1:33.082	20.038	28.462	44.582	295.1	47:23.848	24	1	1:33.001	19.829	27.403	45.769	305.9	1:08:26.217							
							<div style="border: 1px solid black; padding: 5px;"> 13 Rebellion Racing 1. Alexandre IMPERATORI 2. Dominik KRAHAMER Rebellion R-One - AER LMP1 3. Daniel ABT </div>							1. Nicolas PROST 2. Mathias BECHE Rebellion R-One - AER LMP1															
														1	3	2:47.660 B	1:11.075	35.116	1:01.469	147.7	2:47.660	25	1	1:39.695 B	20.305	28.317	51.073	276.9	1:10:05.912
														2	3	15:12.451 B	...	32.087	59.193	147.3	18:00.111	26	2	6:53.942	4:23.812	1:06.165	1:23.965	81.3	1:16:59.854
														3	3	6:51.406 B	5:25.664	31.630	54.112	143.6	24:51.517	27	2	3:12.142	58.373	1:05.715	1:08.054	48.4	1:20:11.996
														4	3	20:59.249	...	30.264	45.143	112.4	45:50.766	28	2	1:38.803	21.080	29.662	48.061	268.0	1:21:50.799
														5	3	1:33.082	20.038	28.462	44.582	295.1	47:23.848	29	2	1:46.528 B	20.805	30.585	55.138	266.7	1:23:37.327
														<div style="border: 1px solid black; padding: 5px;"> 13 Rebellion Racing 1. Alexandre IMPERATORI 2. Dominik KRAHAMER Rebellion R-One - AER LMP1 3. Daniel ABT </div>							1. Nicolas PROST 2. Mathias BECHE Rebellion R-One - AER LMP1								
																					1	3	2:47.660 B	1:11.075	35.116	1:01.469	147.7	2:47.660	30
2	3	15:12.451 B	...	32.087	59.193	147.3															18:00.111	31	2	1:32.222	19.779	28.255	44.188	305.9	1:28:29.036
3	3	6:51.406 B	5:25.664	31.630	54.112	143.6															24:51.517	32	2	1:31.058	19.702	27.380	43.976	314.9	1:30:00.094
4	3	20:59.249	...	30.264	45.143	112.4															45:50.766								
5	3	1:33.082	20.038	28.462	44.582	295.1															47:23.848								

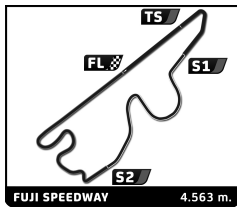


FIA WEC
6 Hours of Fuji
Free Practice 1
Sector Analysis

4.563 m.

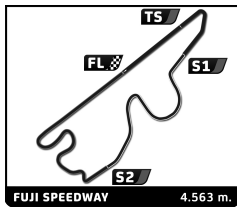
Personal Best Session Best B Crossing the finish line in pit lane

Lap	D	Time	Sector 1	Sector 2	Sector 3	T. Spd	Elapsed	Lap	D	Time	Sector 1	Sector 2	Sector 3	T. Spd	Elapsed
6	3	1:32.045	19.754	28.188	44.103	313.0	48:55.893	13	1	1:27.577	19.105	25.700	42.772	281.2	32:40.000
7	3	1:31.706	19.762	27.895	44.049	311.2	50:27.599	14	1	1:26.852	19.131	26.533	41.188	281.2	34:06.852
8	3	1:32.001	19.716	27.427	44.858	314.0	51:59.600	15	1	1:34.819 B	19.002	25.799	50.018	285.7	35:41.671
9	3	1:31.357	19.769	27.450	44.138	313.0	53:30.957	16	3	7:45.842	6:38.395	26.396	41.051	160.7	43:27.513
10	3	1:34.268	19.854	29.924	44.490	312.1	55:05.225	17	3	1:26.499	19.295	26.061	41.143	278.4	44:54.012
11	3	1:43.338 B	20.290	29.514	53.534	306.8	56:48.563	18	3	1:25.804	19.058	25.823	40.923	282.7	46:19.816
12	1	12:23.465 B	...	28.512	53.754	118.2	1:09:12.028	19	3	1:25.789	19.273	25.676	40.840	282.7	47:45.605
13	1	20:16.428	...	28.369	44.324	147.9	1:29:28.456	20	3	1:27.110	19.400	26.527	41.183	283.5	49:12.715
14	1	1:31.776	19.938	27.559	44.279	303.4	1:31:00.232	21	3	1:27.111	19.079	26.333	41.699	282.0	50:39.826
17 Porsche Team 1.Timo BERNHARD 2.Mark WEBBER 3.Brendon HARTLEY Porsche 919 Hybrid LMP1 - H								22 3 1:33.639 B 18.871 26.693 48.075 288.8 52:13.465							
1	1	2:09.776 B	45.820	30.760	53.196	134.0	2:09.776	23	3	10:25.965	9:18.231	26.635	41.099	161.0	1:02:39.430
2	1	9:03.220	7:54.983	27.238	40.999	162.7	11:12.996	24	3	1:26.342	19.237	26.088	41.017	277.6	1:04:05.772
3	1	1:26.207	18.735	26.924	40.548	310.3	12:39.203	25	3	1:27.152	19.288	25.769	42.095	280.5	1:05:32.924
4	1	1:26.046	18.672	26.607	40.767	313.0	14:05.249	26	3	1:25.751	19.100	25.826	40.825	283.5	1:06:58.675
5	1	1:27.557	18.792	26.823	41.942	314.0	15:32.806	27	3	1:26.485	19.113	25.752	41.620	284.2	1:08:25.160
6	1	1:26.598	18.769	26.907	40.922	311.2	16:59.404	28	3	1:26.034	19.153	25.783	41.098	282.0	1:09:51.194
7	1	1:27.263	18.767	26.731	41.765	312.1	18:26.667	29	3	1:31.419 B	19.305	26.141	45.973	286.5	1:11:22.613
8	1	1:36.421 B	19.224	26.451	50.746	312.1	20:03.088	30	2	8:32.146	5:59.619	1:07.002	1:25.525	79.6	1:19:54.759
9	1	18:11.052	...	26.491	41.744	158.1	38:14.140	31	2	1:41.417	29.977	28.303	43.137	157.9	1:21:36.176
10	1	1:27.009	19.281	26.401	41.327	271.4	39:41.149	32	2	1:26.968	19.087	26.308	41.573	288.8	1:23:03.144
11	1	1:26.317	19.293	25.952	41.072	272.7	41:07.466	33	2	1:26.964	19.050	26.411	41.503	285.0	1:24:30.108
12	1	1:26.405	19.160	26.192	41.053	273.4	42:33.871	34	2	1:28.707	19.125	27.010	42.572	285.7	1:25:58.815
13	1	1:27.522	19.333	26.457	41.732	278.4	44:01.393	35	2	1:26.111	18.985	26.076	41.050	285.0	1:27:24.926
14	1	1:26.152	19.190	25.934	41.028	272.7	45:27.545	36	2	1:26.991	19.071	25.690	42.230	287.2	1:28:51.917
15	1	1:34.760 B	19.375	27.775	47.610	274.8	47:02.305	37	2	1:27.385	19.194	26.413	41.778	290.3	1:30:19.302
16	2	5:54.047	4:43.942	27.229	42.876	161.9	52:56.352	26 G-Drive Racing 1.Roman RUSINOV 2.Julien CANAL 3.Sam BIRD Ligier JS P2 - Nissan LMP2							
17	2	1:27.605	19.567	26.398	41.640	270.7	54:23.957	1	1	10:21.704	9:04.537	31.335	45.832	139.0	10:21.704
18	2	1:27.033	19.240	26.627	41.166	273.4	55:50.990	2	1	1:35.050	21.218	28.597	45.235	272.7	11:56.754
19	2	1:26.415	19.370	25.967	41.078	274.1	57:17.405	3	1	1:34.015	21.193	28.148	44.674	277.6	13:30.769
20	2	1:26.102	19.310	25.983	40.809	276.9	58:43.507	4	1	1:34.398	20.758	28.643	44.997	279.1	15:05.167
21	2	1:27.239	19.811	26.371	41.057	270.0	1:00:10.746	5	1	1:33.828	20.824	27.746	45.258	278.4	16:38.995
22	2	1:30.769 B	18.964	25.397	46.408	276.2	1:01:41.515	6	1	1:34.588	20.770	27.912	45.906	276.2	18:13.583
23	2	8:23.822	7:13.597	26.981	43.244	153.8	1:10:05.337	7	1	1:38.551 B	20.909	27.829	49.813	275.5	19:52.134
24	2	1:26.125	19.271	25.821	41.033	271.4	1:11:31.462	8	2	7:26.394	6:09.550	30.322	46.522	145.6	27:18.528
25	2	3:15.722 B	40.982	1:06.818	1:27.922	75.6	1:14:47.184	9	2	1:36.765	21.187	29.326	46.252	276.2	28:55.293
26	3	9:10.704	8:00.994	28.294	41.416	163.6	1:23:57.888	10	2	1:37.646	21.341	30.222	46.083	276.9	30:32.939
27	3	1:27.188	19.257	26.425	41.506	273.4	1:25:25.076	11	2	1:36.170	21.175	28.902	46.093	274.8	32:09.109
28	3	1:27.312	19.154	26.508	41.650	278.4	1:26:52.388	12	2	1:34.757	20.894	28.636	45.227	277.6	33:43.866
29	3	1:26.045	19.125	25.860	41.060	276.9	1:28:18.433	13	2	1:36.673	21.466	29.601	45.606	276.9	35:20.539
30	3	1:49.923 B	19.797	28.969	1:01.157	272.0	1:30:08.356	14	2	1:34.912	21.065	28.506	45.341	277.6	36:55.451
18 Porsche Team 1.Romain DUMAS 2.Neel JANI 3.Marc LIEB Porsche 919 Hybrid LMP1 - H								15 2 1:52.057 B 21.214 30.451 1:00.392 278.4 38:47.508							
1	1	2:11.045 B	46.497	30.619	53.929	147.1	2:11.045	16	3	6:38.762	5:21.867	30.263	46.632	146.3	45:26.270
2	1	8:17.981	7:09.889	27.115	40.977	162.4	10:29.026	17	3	1:37.025	21.673	29.313	46.039	274.8	47:03.295
3	1	1:26.364	19.215	26.541	40.608	284.2	11:55.390	18	3	1:36.826	21.141	29.541	46.144	274.8	48:40.121
4	1	1:26.491	19.151	26.550	40.790	288.0	13:21.881	19	3	1:35.790	21.227	28.852	45.711	276.2	50:15.911
5	1	1:26.361	19.175	26.147	41.039	290.3	14:48.242	20	3	1:35.180	21.384	28.411	45.385	274.1	51:51.091
6	1	1:25.230	19.061	25.659	40.510	285.7	16:13.472	21	3	1:34.654	21.110	28.383	45.161	276.9	53:25.745
7	1	1:26.487	19.224	26.448	40.815	282.7	17:39.959	22	3	1:34.824	21.117	28.258	45.449	278.4	55:00.569
8	1	1:34.278 B	19.046	26.806	48.426	279.8	19:14.237	23	3	1:45.875 B	21.074	29.003	55.798	279.8	56:46.444
9	1	7:39.427	6:31.757	26.261	41.409	162.9	26:53.664	24	1	6:47.940	5:32.664	29.231	46.045	147.9	1:03:34.384
10	1	1:25.941	19.264	25.802	40.875	277.6	28:19.605	25	1	1:37.205	22.525	28.843	45.837	274.8	1:05:11.589
11	1	1:26.132	19.008	25.690	41.434	282.0	29:45.737	26	1	1:36.311	21.326	29.148	45.837	274.1	1:06:47.900
12	1	1:26.686	19.028	26.893	40.765	300.0	31:12.423	27	1	1:36.832	21.338	28.808	46.686	275.5	1:08:24.732
								28	1	1:36.722	21.241	28.851	46.630	275.5	1:10:01.454
								29	1	1:40.969	21.202	28.429	51.338	275.5	1:11:42.423



FIA WEC 6 Hours of Fuji Free Practice 1 Sector Analysis

											Personal Best		Session Best		B Crossing the finish line in pit lane		
Lap	D	Time	Sector 1	Sector 2	Sector 3	T. Spd	Elapsed	Lap	D	Time	Sector 1	Sector 2	Sector 3	T. Spd	Elapsed		
30	1	3:28.610	B	49.660	1:09.230	1:29.720	78.6	1:15:11.033	3	2	1:34.383	21.159	28.561	44.663	272.0	9:14.865	
31	2	8:53.026		7:35.648	30.813	46.565	144.4	1:24:04.059	4	2	1:34.242	21.035	28.212	44.995	273.4	10:49.107	
32	2	1:39.376		23.149	29.728	46.499	274.1	1:25:43.435	5	2	1:35.897	21.157	28.401	46.339	272.7	12:25.004	
33	2	1:36.329		21.306	29.277	45.746	276.9	1:27:19.764	6	2	1:34.859	21.078	28.463	45.318	274.1	13:59.863	
34	2	1:36.925		21.127	28.783	47.015	278.4	1:28:56.689	7	2	1:36.187	21.398	28.706	46.083	272.7	15:36.050	
35	2	1:36.734		21.637	28.644	46.453	278.4	1:30:33.423	8	2	1:41.524	B	20.982	28.165	52.377	274.1	17:17.574
28 G-Drive Racing Ligier JS P2 - Nissan 1. Gustavo YACAMAN 3. Ricardo GONZALEZ LMP2 2. Luis Felipe DERANI																	
1	1	2:28.179		1:03.274	34.210	50.695	115.9	2:28.179	9	2	1:35.153	21.205	28.561	45.387	271.4	25:39.157	
2	1	1:45.907	B	21.680	28.961	55.266	272.7	4:14.086	10	2	1:36.738	21.173	28.992	46.573	272.7	27:15.895	
3	1	5:11.635		3:53.691	29.233	48.711	145.4	9:25.721	11	2	1:35.520	21.428	28.659	45.433	270.0	28:51.415	
4	1	1:34.034		21.244	28.256	44.534	274.8	10:59.755	12	2	1:34.646	21.185	28.183	45.278	270.7	30:26.061	
5	1	1:33.117		20.724	27.944	44.449	274.8	12:32.872	13	2	1:34.458	21.192	28.379	44.887	270.0	32:00.519	
6	1	1:32.778		20.735	27.856	44.187	280.5	14:05.650	14	2	1:42.523	B	21.298	29.015	52.210	272.0	33:43.042
7	1	1:33.124		20.649	28.076	44.399	278.4	15:38.774	15	1	6:58.373	5:39.975	30.224	48.174	146.1	40:41.415	
8	1	1:42.923	B	20.932	28.746	53.245	274.1	17:21.697	16	1	1:39.953	21.559	30.213	48.181	271.4	42:21.368	
9	1	7:27.428		6:14.079	28.227	45.122	137.4	24:49.125	17	1	1:39.207	21.611	29.597	47.999	270.7	44:00.575	
10	1	1:35.361		20.968	29.418	44.975	276.2	26:24.486	18	1	1:38.775	21.536	29.450	47.789	269.3	45:39.350	
11	1	1:33.628		20.847	28.095	44.686	274.8	27:58.114	19	1	1:38.637	21.672	29.926	47.039	269.3	47:17.987	
12	1	1:33.404		20.786	27.906	44.712	276.2	29:31.518	20	1	1:37.997	21.592	29.335	47.070	272.0	48:55.984	
13	1	1:33.476		21.031	27.901	44.544	278.4	31:04.994	21	1	1:38.147	21.397	29.518	47.232	271.4	50:34.131	
14	1	1:43.955	B	20.726	29.400	53.829	278.4	32:48.949	22	1	1:40.556	21.474	32.136	46.946	272.7	52:14.687	
15	3	5:20.576		4:04.726	29.939	45.911	143.8	38:09.525	23	1	1:45.669	B	21.669	29.131	54.869	272.0	54:00.356
16	3	1:38.030		21.331	28.715	47.984	269.3	39:47.555	24	1	4:42.460	3:25.410	29.886	47.164	145.0	58:42.816	
17	3	1:36.459		21.230	29.404	45.825	270.7	41:24.014	25	1	1:38.456	22.059	29.413	46.984	265.4	1:00:21.272	
18	3	1:35.614		21.184	28.651	45.779	267.3	42:59.628	26	1	1:38.512	21.779	29.605	47.128	268.0	1:01:59.784	
19	3	1:35.351		21.291	28.621	45.439	275.5	44:34.979	27	1	1:37.698	21.976	29.351	46.371	268.7	1:03:37.482	
20	3	1:35.390		21.181	28.613	45.596	273.4	46:10.369	28	1	1:37.328	21.584	29.246	46.498	268.7	1:05:14.810	
21	3	1:35.188		21.303	28.415	45.470	273.4	47:45.557	29	1	1:37.444	21.627	28.996	46.821	270.0	1:06:52.254	
22	3	1:36.689		21.312	29.043	46.334	274.1	49:22.246	30	1	1:38.591	21.772	29.565	47.254	268.7	1:08:30.845	
23	3	1:35.223		21.170	28.519	45.534	273.4	50:57.469	31	1	1:38.195	21.566	29.239	47.390	271.4	1:10:09.040	
24	3	1:35.357		21.250	28.542	45.565	272.7	52:32.826	32	1	1:57.159	B	21.598	28.890	1:06.671	270.0	1:12:06.199
25	3	1:36.245		21.294	29.052	45.899	269.3	54:09.071	33	1	10:26.627	9:08.505	30.091	48.031	143.8	1:22:32.826	
26	3	1:35.267		21.177	28.460	45.630	268.0	55:44.338	34	1	1:37.485	21.570	29.783	46.132	270.0	1:24:10.311	
27	3	1:48.738	B	21.389	28.771	58.578	274.8	57:33.076	35	1	1:36.883	21.340	29.701	45.842	268.7	1:25:47.194	
28	2	5:32.502		4:15.562	29.656	47.284	146.1	1:03:05.578	36	1	1:36.708	21.378	28.715	46.615	268.7	1:27:23.902	
29	2	1:36.055		21.433	28.919	45.703	276.2	1:04:41.633	37	1	1:35.024	21.402	28.395	45.227	271.4	1:28:58.926	
30	2	1:36.326		21.408	29.100	45.818	274.1	1:06:17.959	38	1	1:35.578	21.385	28.659	45.534	275.5	1:30:34.504	
31	2	1:36.241		21.319	29.337	45.585	276.9	1:07:54.200	31 Extreme Speed Motorsports Ligier JS P2 - HPD 1. Ed BROWN 3. Jonathon FOGARTY LMP2 2. Johannes VAN OVERBEEK								
32	2	1:35.786		21.597	28.624	45.565	276.9	1:09:29.986	1	2	2:31.156	B	1:00.444	34.418	56.294	145.0	2:31.156
33	2	1:35.183		21.102	28.441	45.640	277.6	1:11:05.169	2	2	4:57.475	3:37.381	31.831	48.263	145.6	7:28.631	
34	2	2:49.736		21.282	1:00.843	1:27.611	279.8	1:13:54.905	3	2	1:36.666	21.617	29.275	45.774	266.0	9:05.297	
35	2	3:25.672		52.141	1:07.446	1:26.085	79.4	1:17:20.577	4	2	1:36.216	21.204	28.953	46.059	272.0	10:41.513	
36	2	3:01.318		52.769	1:07.568	1:00.981	78.7	1:20:21.895	5	2	1:37.010	21.086	29.786	46.138	275.5	12:18.523	
37	2	1:36.144		21.795	29.004	45.345	254.7	1:21:58.039	6	2	1:36.199	21.194	29.313	45.692	268.7	13:54.722	
38	2	1:35.830		21.335	29.037	45.458	279.8	1:23:33.869	7	2	1:41.733	B	21.278	28.448	52.007	274.1	15:36.455
39	2	1:35.304		21.202	28.605	45.497	274.8	1:25:09.173	8	2	2:27.245	1:12.358	29.234	45.653	146.9	18:03.700	
40	2	1:35.945		21.080	28.338	46.527	278.4	1:26:45.118	9	2	1:34.820	21.195	28.388	45.237	272.0	19:38.520	
41	2	1:35.018		21.209	28.355	45.454	276.2	1:28:20.136	10	2	1:35.345	21.032	28.926	45.387	274.8	21:13.865	
42	2	1:35.224		21.188	28.526	45.510	282.0	1:29:55.360	11	2	1:34.928	20.899	28.725	45.304	275.5	22:48.793	
43	2	1:44.464	B	21.332	29.242	53.890	276.9	1:31:39.824	12	2	1:34.638	21.025	28.333	45.280	274.1	24:23.431	
30 Extreme Speed Motorsports Ligier JS P2 - HPD 1. Scott SHARP 3. David HEINEMEIER HANSSON LMP2 2. Ryan DALZIEL																	
1	2	2:34.821	B	55.993	39.382	59.446	119.1	2:34.821	13	2	1:37.184	21.667	29.846	45.671	277.6	26:00.615	
2	2	5:05.661		3:47.703	30.180	47.778	142.9	7:40.482	14	2	1:36.289	21.216	29.520	45.553	275.5	27:36.904	
									15	2	1:36.286	21.344	28.361	46.581	275.5	29:13.190	
									16	2	1:41.848	B	21.241	29.205	51.402	276.9	30:55.038
									17	2	7:28.286	6:10.902	30.847	46.537	145.4	38:23.324	



FIA WEC
6 Hours of Fuji
Free Practice 1
Sector Analysis

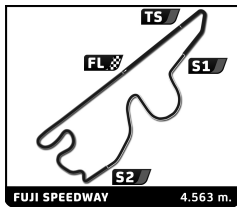
■ Personal Best ■ Session Best B Crossing the finish line in pit lane

Lap	D	Time	Sector 1	Sector 2	Sector 3	T. Spd	Elapsed	Lap	D	Time	Sector 1	Sector 2	Sector 3	T. Spd	Elapsed
18	2	1:35.723	21.317	28.824	45.582	270.7	39:59.047	31	2	1:35.083	21.123	28.395	45.565	273.4	56:35.247
19	2	1:35.749	21.085	28.537	46.127	271.4	41:34.796	32	2	1:35.088	21.115	28.347	45.626	275.5	58:10.335
20	2	1:42.639B	21.124	29.694	51.821	272.0	43:17.435	33	2	1:34.932	21.084	28.279	45.569	274.1	59:45.267
21	2	3:53.592	2:37.057	30.748	45.787	144.8	47:11.027	34	2	1:35.393	21.141	28.499	45.753	273.4	1:01:20.660
22	2	1:34.973	20.980	28.586	45.407	273.4	48:46.000	35	2	1:35.867	21.149	29.003	45.715	274.8	1:02:56.527
23	2	1:35.482	21.070	29.117	45.295	273.4	50:21.482	36	2	1:36.562	21.129	29.053	46.380	276.2	1:04:33.089
24	2	1:37.797	21.206	29.046	47.545	275.5	51:59.279	37	2	1:35.327	21.312	28.470	45.545	272.7	1:06:08.416
25	2	1:42.809B	21.374	28.962	52.473	274.1	53:42.088	38	2	1:34.855	21.183	28.308	45.364	272.7	1:07:43.271
26	1	6:15.518	4:34.762	41.669	59.087	86.4	59:57.606	39	2	1:35.310	21.100	28.473	45.737	272.7	1:09:18.581
27	1	1:58.686	23.705	34.298	1:00.683	221.8	1:01:56.292	40	2	1:35.592	21.539	28.397	45.656	273.4	1:10:54.173
28	1	1:54.611	26.189	35.181	53.241	177.3	1:03:50.903	41	2	2:33.039B	21.109	45.894	1:26.036	274.1	1:13:27.212
29	1	1:50.084	23.347	33.592	53.145	216.9	1:05:40.987	42	1	4:52.509	2:20.012	1:06.836	1:25.661	72.3	1:18:19.721
30	1	1:50.070	23.096	33.422	53.552	240.0	1:07:31.057	43	1	2:39.717	51.462	1:01.439	46.816	79.9	1:20:59.438
31	1	1:48.814	23.180	32.758	52.876	230.3	1:09:19.871	44	1	1:37.642	21.399	30.285	45.958	272.7	1:22:37.080
32	1	1:51.352	25.934	32.921	52.497	198.5	1:11:11.223	45	1	1:36.879	21.623	29.329	45.927	272.7	1:24:13.959
33	1	2:56.637	24.232	1:02.695	1:29.710	250.0	1:14:07.860	46	1	1:36.028	21.249	29.103	45.676	273.4	1:25:49.987
34	1	3:31.575	53.684	1:07.723	1:30.168	79.7	1:17:39.435	47	1	1:35.612	21.159	28.858	45.595	275.5	1:27:25.599
35	1	3:06.299	52.654	1:06.939	1:06.706	79.6	1:20:45.734	48	1	1:35.658	21.094	28.894	45.670	276.9	1:29:01.257
36	1	1:49.427	22.976	34.102	52.349	228.8	1:22:35.161	49	1	1:36.101	21.118	28.996	45.987	276.2	1:30:37.358
37	1	1:51.275	23.926	34.846	52.503	246.6	1:24:26.436								
38	1	1:48.149	22.746	33.532	51.871	262.1	1:26:14.585								
39	1	1:46.015	22.531	32.463	51.021	259.0	1:28:00.600								
40	1	1:43.819	22.365	31.408	50.046	268.0	1:29:44.419								
41	1	1:41.896	22.107	30.897	48.892	270.0	1:31:26.315								

36		Signatech Alpine		Alpine A450b - Nissan			
1.Nelson PANCIATICI		3.Vincent CAPILLAIRE		LMP2			
2.Paul Loup CHATIN							
1	1	3:05.045	1:48.565	29.868	46.612	150.0	3:05.045
2	1	1:36.122	21.548	29.654	44.920	265.4	4:41.167
3	1	1:32.701	20.827	27.678	44.196	271.4	6:13.868
4	1	1:34.004	21.075	28.578	44.351	272.0	7:47.872
5	1	1:33.003	20.986	27.869	44.148	275.5	9:20.875
6	1	1:32.939	20.823	27.796	44.320	272.0	10:53.814
7	1	1:32.980	20.796	27.801	44.383	273.4	12:26.794
8	1	1:33.574	20.772	28.004	44.798	274.8	14:00.368
9	1	1:34.072	20.745	27.851	45.476	275.5	15:34.440
10	1	1:39.227B	20.779	28.004	50.444	273.4	17:13.667
11	3	3:22.028	2:03.661	31.127	47.240	149.6	20:35.695
12	3	1:37.107	21.689	29.451	45.967	269.3	22:12.802
13	3	1:37.611	21.170	30.608	45.833	272.7	23:50.413
14	3	1:35.749	21.188	28.959	45.602	270.7	25:26.162
15	3	1:36.987	22.028	28.946	46.013	270.7	27:03.149
16	3	1:35.362	21.183	28.517	45.662	271.4	28:38.511
17	3	1:35.116	21.078	28.613	45.425	271.4	30:13.627
18	3	1:35.207	21.101	28.533	45.573	272.0	31:48.834
19	3	1:43.582B	21.072	28.988	53.522	272.0	33:32.416
20	3	3:48.602	2:33.020	30.091	45.491	151.7	37:21.018
21	3	1:38.527	21.243	30.503	46.781	273.4	38:59.545
22	3	1:35.686	21.129	28.958	45.599	272.0	40:35.231
23	3	1:36.240	21.052	29.148	46.040	272.0	42:11.471
24	3	1:35.472	21.224	28.747	45.501	272.7	43:46.943
25	3	1:43.755B	21.296	29.496	52.963	273.4	45:30.698
26	2	3:03.928	1:44.923	31.814	47.191	132.7	48:34.626
27	2	1:37.640	21.266	29.554	46.820	270.0	50:12.266
28	2	1:36.085	21.162	28.719	46.204	271.4	51:48.351
29	2	1:36.583	21.486	28.885	46.212	272.0	53:24.934
30	2	1:35.230	21.174	28.401	45.655	272.7	55:00.164

42		Strakka Racing		Gibson 015S - Nissan			
1.Nick LEVENTIS		3.Jonny KANE		LMP2			
2.Danny WATTS							
1	3	3:07.195	1:44.301	34.018	48.876	137.8	3:07.195
2	3	1:38.586	22.191	30.036	46.359	240.0	4:45.781
3	3	1:35.778	21.157	29.500	45.121	268.7	6:21.559
4	3	1:34.542	20.965	29.123	44.454	268.7	7:56.101
5	3	1:33.407	20.804	28.097	44.506	270.0	9:29.508
6	3	1:33.893	20.862	28.380	44.651	272.7	11:03.401
7	3	1:33.679	21.279	28.148	44.252	270.0	12:37.080
8	3	1:41.993B	20.847	28.620	52.526	272.0	14:19.073
9	3	12:16.374	...	29.098	45.867	147.9	26:35.447
10	3	1:35.198	21.234	28.620	45.344	269.3	28:10.645
11	3	1:34.058	21.014	28.294	44.750	269.3	29:44.703
12	3	1:34.639	21.082	28.142	45.415	272.0	31:19.342
13	3	1:34.040	21.001	28.285	44.754	272.7	32:53.382
14	3	1:41.304B	20.985	28.060	52.259	273.4	34:34.686
15	3	8:06.210	6:51.085	29.736	45.389	152.8	42:40.896
16	3	1:37.068	21.130	30.415	45.523	271.4	44:17.964
17	3	1:36.505	21.105	28.750	46.650	270.7	45:54.469
18	3	1:35.658	21.455	28.888	45.315	270.0	47:30.127
19	3	1:34.647	21.070	28.526	45.051	270.0	49:04.774
20	3	1:41.451B	21.249	28.737	51.465	270.7	50:46.225
21	3	7:34.418	6:19.115	29.892	45.411	150.6	58:20.643
22	3	1:34.842	21.242	28.672	44.928	270.7	59:55.485
23	3	1:35.679	21.303	28.636	45.740	270.7	1:01:31.164
24	3	1:35.477	21.311	28.640	45.526	270.0	1:03:06.641
25	3	1:43.426B	21.169	28.849	53.408	272.0	1:04:50.067
26	1	3:51.236B	2:05.767	33.232	1:12.237	100.5	1:08:41.303

43		Team Sard Morand		Morgan Evo - SARD			
1.Pierre RAGUES		3.Christopher CUMMING		LMP2			
2.Oliver WEBB							
1	2	2:23.758B	52.023	34.637	57.098	125.6	2:23.758
2	2	3:39.885	2:23.154	30.878	45.853	149.6	6:03.643
3	2	1:35.735	21.468	28.747	45.520	266.7	7:39.378
4	2	1:33.684	21.116	28.373	44.195	268.7	9:13.062
5	2	1:32.999	20.961	28.039	43.999	270.7	10:46.061
6	2	1:33.803	20.824	28.289	44.690	271.4	12:19.864



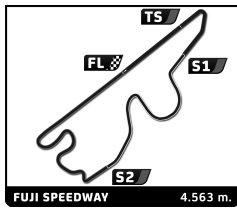
FIA WEC
6 Hours of Fuji
Free Practice 1
Sector Analysis

■ Personal Best ■ Session Best B Crossing the finish line in pit lane

Lap	D	Time	Sector 1	Sector 2	Sector 3	T. Spd	Elapsed	Lap	D	Time	Sector 1	Sector 2	Sector 3	T. Spd	Elapsed
7	2	1:41.101 B	20.846	28.891	51.364	275.5	14:00.965	18	3	3:35.222	2:19.621	29.164	46.437	151.5	38:27.888
8	2	6:50.454	5:33.829	30.845	45.780	148.6	20:51.419	19	3	1:36.367	21.463	28.977	45.927	275.5	40:04.255
9	2	1:34.662	21.222	28.389	45.051	269.3	22:26.081	20	3	1:35.282	21.106	28.833	45.343	276.2	41:39.537
10	2	1:34.565	21.126	27.957	45.482	272.0	24:00.646	21	3	1:37.201	21.152	29.017	47.032	277.6	43:16.738
11	2	1:33.782	21.161	27.993	44.628	272.0	25:34.428	22	3	1:35.410	21.132	28.886	45.392	275.5	44:52.148
12	2	1:34.102	21.092	27.834	45.176	274.8	27:08.530	23	3	1:35.463	21.161	28.723	45.579	277.6	46:27.611
13	2	1:41.473 B	21.159	28.972	51.342	271.4	28:50.003	24	3	1:35.447	21.345	28.525	45.577	274.1	48:03.058
14	3	4:26.323	3:05.984	32.223	48.116	142.9	33:16.326	25	3	1:35.548	21.336	28.721	45.491	276.2	49:38.606
15	3	1:40.066	21.700	31.019	47.347	270.0	34:56.392	26	3	1:36.025	21.395	28.638	45.992	275.5	51:14.631
16	3	1:39.002	21.896	30.490	46.616	272.7	36:35.394	27	3	1:34.993	21.098	28.401	45.494	276.9	52:49.624
17	3	1:36.949	21.463	29.429	46.057	270.7	38:12.343	28	3	1:36.659	21.132	29.452	46.075	279.8	54:26.283
18	3	1:37.424	21.355	29.574	46.495	272.7	39:49.767	29	3	1:36.838	21.142	29.494	46.202	278.4	56:03.121
19	3	1:38.327	21.686	30.059	46.582	272.7	41:28.094	30	3	1:43.170 B	21.504	28.622	53.044	275.5	57:46.291
20	3	1:36.666	21.530	28.975	46.161	270.0	43:04.760	31	2	3:13.472	1:58.049	29.524	45.899	127.2	1:00:59.763
21	3	1:36.398	21.409	29.062	45.927	272.0	44:41.158	32	2	1:36.179	21.596	28.757	45.826	277.6	1:02:35.942
22	3	1:36.767	21.526	29.381	45.860	270.7	46:17.925	33	2	1:35.635	21.234	28.651	45.750	278.4	1:04:11.577
23	3	1:37.207	21.607	29.533	46.067	270.7	47:55.132	34	2	1:36.229	21.768	28.676	45.785	279.1	1:05:47.806
24	3	1:36.689	21.509	29.219	45.961	271.4	49:31.821	35	2	1:38.551	21.342	29.635	47.574	279.8	1:07:26.357
25	3	1:36.621	21.373	29.022	46.226	272.7	51:08.442	36	2	1:35.891	21.300	28.815	45.776	276.9	1:09:02.248
26	3	1:39.314	22.472	29.635	47.207	274.1	52:47.756	37	2	1:35.375	21.311	28.480	45.584	282.0	1:10:37.623
27	3	1:37.385	21.773	29.015	46.597	273.4	54:25.141	38	2	2:14.286 B	21.251	28.546	1:24.489	278.4	1:12:51.909
28	3	1:50.175 B	21.723	30.418	58.034	274.8	56:15.316	39	1	4:55.522	2:21.381	1:07.558	1:26.583	57.8	1:17:47.431
29	1	4:16.924	2:56.613	32.929	47.382	147.3	1:00:32.240	40	1	2:53.677	52.246	1:07.650	53.781	79.4	1:20:41.108
30	1	1:38.873	21.880	30.018	46.975	271.4	1:02:11.113	41	1	1:37.927	21.875	29.628	46.424	260.2	1:22:19.035
31	1	1:38.306	21.471	29.768	47.067	271.4	1:03:49.419	42	1	1:39.858	21.445	29.438	48.975	279.1	1:23:58.893
32	1	1:38.037	21.767	30.052	46.218	268.7	1:05:27.456	43	1	1:38.793	21.411	29.452	47.930	281.2	1:25:37.686
33	1	1:36.675	21.559	29.141	45.975	270.7	1:07:04.131	44	1	1:37.711	21.076	30.319	46.316	284.2	1:27:15.397
34	1	1:36.379	21.534	29.203	45.642	273.4	1:08:40.510	45	1	1:38.746	21.143	31.332	46.271	283.5	1:28:54.143
35	1	1:42.299 B	21.333	28.959	52.007	271.4	1:10:22.809	46	1	1:37.289	21.072	30.301	45.916	282.0	1:30:31.432
36	1	7:33.068	5:03.149	1:05.753	1:24.166	80.8	1:17:55.877								
37	1	2:49.306	50.870	1:06.885	51.551	81.5	1:20:45.183								
38	1	1:36.602	21.668	29.374	45.560	269.3	1:22:21.785								
39	1	1:37.148	21.426	29.441	46.281	274.1	1:23:58.933								
40	1	1:38.349	21.708	29.545	47.096	278.4	1:25:37.282								
41	1	1:36.582	21.279	28.779	46.524	276.2	1:27:13.864								
42	1	1:36.594	21.402	29.060	46.132	275.5	1:28:50.458								
43	1	1:36.771	21.382	29.360	46.029	278.4	1:30:27.229								

47		KCMG	3.Nick TANDY		Oreca 05 - Nissan		
		1.Matthew HOWSON			LMP2		
		2.Richard BRADLEY					
1	2	3:20.470 B	1:48.112	33.494	58.864	131.2	3:20.470
2	2	4:13.002	2:54.151	29.530	49.321	140.6	7:33.472
3	2	1:36.506	21.542	29.147	45.817	275.5	9:09.978
4	2	1:33.569	20.940	28.093	44.536	276.2	10:43.547
5	2	1:34.729	21.072	28.443	45.214	279.1	12:18.276
6	2	1:33.754	20.750	28.452	44.552	279.8	13:52.030
7	2	1:32.872	20.821	27.727	44.324	276.9	15:24.902
8	2	1:33.205	20.755	27.871	44.579	277.6	16:58.107
9	2	1:58.446 B	21.174	28.297	1:08.975	277.6	18:56.553
10	1	4:26.770	3:11.506	29.316	45.948	146.1	23:23.323
11	1	1:35.249	21.179	28.631	45.439	276.2	24:58.572
12	1	1:35.266	21.221	28.514	45.531	276.2	26:33.838
13	1	1:34.961	21.036	28.385	45.540	276.9	28:08.799
14	1	1:34.401	20.917	28.225	45.259	277.6	29:43.200
15	1	1:34.555	20.928	28.459	45.168	276.9	31:17.755
16	1	1:34.229	21.044	28.164	45.021	278.4	32:51.984
17	1	2:00.682 B	20.974	28.351	1:11.357	278.4	34:52.666

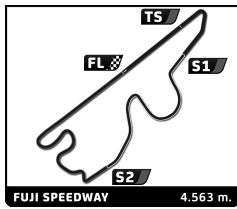
50		Larbre Competition	3.Nicolai SYLVEST		Chevrolet Corvette C7		
		1.Gianluca RODA			LMGTE Am		
		2.Paolo RUBERTI					
1	2	3:12.284 B	1:39.502	34.799	57.983	121.9	3:12.284
2	2	4:51.787	3:26.488	34.454	50.845	136.5	8:04.071
3	2	1:41.883	22.300	31.696	47.887	258.4	9:45.954
4	2	1:40.659	21.954	31.211	47.494	266.0	11:26.613
5	2	1:41.129	22.009	31.278	47.842	266.7	13:07.742
6	2	1:47.662 B	21.916	31.245	54.501	265.4	14:55.404
7	2	5:16.714	3:57.529	31.333	47.852	135.5	20:12.118
8	2	1:41.297	22.128	31.144	48.025	264.1	21:53.415
9	2	1:41.834	21.994	31.751	48.089	265.4	23:35.249
10	2	1:41.556	22.043	31.423	48.090	264.7	25:16.805
11	2	1:50.231 B	22.360	32.139	55.732	244.9	27:07.036
12	1	6:14.899	4:35.809	36.207	1:02.883	82.9	33:21.935
13	1	1:44.501	23.089	32.435	48.977	219.1	35:06.436
14	1	1:45.024	22.419	32.727	49.878	238.9	36:51.460
15	1	1:47.107	22.331	33.569	51.207	255.9	38:38.567
16	1	1:52.158 B	22.359	32.958	56.841	259.0	40:30.725
17	1	6:49.871	5:26.635	33.667	49.569	134.8	47:20.596
18	1	1:43.797	22.803	32.324	48.670	241.1	49:04.393
19	1	1:44.399	22.530	32.792	49.077	254.1	50:48.792
20	1	1:43.729	22.300	32.352	49.077	261.5	52:32.521
21	1	1:44.044	22.336	32.289	49.419	258.4	54:16.565
22	1	1:57.014 B	22.616	34.277	1:00.121	260.9	56:13.579
23	3	5:46.620	4:19.854	35.059	51.707	138.5	1:02:00.199
24	3	1:47.881	23.240	34.314	50.327	213.0	1:03:48.080
25	3	1:45.143	22.608	33.184	49.351	257.1	1:05:33.223



FIA WEC
6 Hours of Fuji
Free Practice 1
Sector Analysis

Personal Best Session Best B Crossing the finish line in pit lane

Lap	D	Time	Sector 1	Sector 2	Sector 3	T. Spd	Elapsed	Lap	D	Time	Sector 1	Sector 2	Sector 3	T. Spd	Elapsed
26	3	1:44.117	22.572	32.532	49.013	254.1	1:07:17.340	43	1	1:40.023	21.984	30.802	47.237	269.3	1:29:53.397
27	3	1:44.067	22.402	32.382	49.283	257.8	1:09:01.407	44	1	1:52.095 B	21.954	32.046	58.095	270.7	1:31:45.492
28	3	1:44.628	22.818	32.892	48.918	264.7	1:10:46.035	71 AF Corse Ferrari F458 Italia 1.Davide RIGON LMGT E Pro 2.James CALADO							
29	3	2:28.460	22.376	39.593	1:26.491	257.1	1:13:14.495	1	1	3:09.916 B	1:36.751	34.297	58.868	134.3	3:09.916
30	3	3:25.077	51.900	1:07.230	1:25.947	79.6	1:16:39.572	2	1	3:29.845	2:09.561	32.198	48.086	135.5	6:39.761
31	3	3:24.086	51.922	1:07.350	1:24.814	79.6	1:20:03.658	3	1	1:40.632	22.403	31.108	47.121	263.4	8:20.393
32	3	1:49.429	26.439	33.330	49.660	180.9	1:21:53.087	4	1	1:39.958	22.048	30.626	47.284	264.7	10:00.351
33	3	1:45.482	22.514	33.566	49.402	241.6	1:23:38.569	5	1	1:40.180	22.087	30.740	47.353	266.0	11:40.531
34	3	1:44.045	22.606	32.511	48.928	251.7	1:25:22.614	6	1	1:40.152	22.024	30.864	47.264	266.0	13:20.683
35	3	1:42.618	22.297	31.860	48.461	259.0	1:27:05.232	7	1	1:46.930 B	22.104	31.115	53.711	267.3	15:07.613
36	3	1:42.405	22.210	31.729	48.466	260.9	1:28:47.637	8	1	3:45.343	2:26.155	31.734	47.454	138.3	18:52.956
37	3	1:42.723	22.258	31.663	48.802	264.1	1:30:30.360	9	1	1:42.176	23.532	30.964	47.680	265.4	20:35.132
51 AF Corse Ferrari F458 Italia 1.Gianmaria BRUNI LMGT E Pro 2.Toni VILANDER								10	1	1:40.893	22.415	31.120	47.358	265.4	22:16.025
1	2	3:02.601	1:30.906	39.049	52.646	96.2	3:02.601	11	1	1:40.505	22.069	30.908	47.528	266.0	23:56.530
2	2	1:57.299 B	24.931	34.844	57.524	224.5	4:59.900	12	1	1:41.046	22.364	30.930	47.752	266.0	25:37.576
3	2	3:27.019	1:57.893	37.525	51.601	102.9	8:26.919	13	1	1:41.072	22.076	31.272	47.724	267.3	27:18.648
4	2	1:41.164	22.342	31.650	47.172	255.9	10:08.083	14	1	1:41.067	22.222	31.194	47.651	258.4	28:59.715
5	2	1:40.958	22.092	31.565	47.301	264.7	11:49.041	15	1	1:40.868	22.095	31.005	47.768	266.0	30:40.583
6	2	1:40.057	22.191	30.803	47.063	266.7	13:29.098	16	1	1:47.003 B	22.090	31.490	53.423	266.7	32:27.586
7	2	1:40.240	22.076	31.055	47.109	266.7	15:09.338	17	1	3:21.291	2:02.293	31.337	47.661	137.9	35:48.877
8	2	1:40.724	21.935	31.299	47.490	267.3	16:50.062	18	1	1:40.771	22.464	30.891	47.416	265.4	37:29.648
9	2	1:40.056	22.023	30.955	47.078	265.4	18:30.118	19	1	1:40.863	22.416	31.049	47.398	266.0	39:10.511
10	2	1:40.406	22.101	30.937	47.368	266.7	20:10.524	20	1	1:40.561	22.135	30.976	47.450	268.0	40:51.072
11	2	1:48.764 B	22.323	31.596	54.845	266.7	21:59.288	21	1	1:40.953	22.155	31.143	47.655	267.3	42:32.025
12	2	3:30.703	2:09.224	33.085	48.394	119.1	25:29.991	22	1	1:40.769	22.162	31.083	47.524	265.4	44:12.794
13	2	1:42.795	22.061	30.946	49.788	265.4	27:12.786	23	1	1:48.841 B	22.097	32.079	54.665	265.4	46:01.635
14	2	1:41.286	22.134	31.325	47.827	266.0	28:54.072	24	2	3:22.359	2:01.040	32.365	48.954	138.3	49:23.994
15	2	1:40.720	21.990	31.123	47.607	266.7	30:34.792	25	2	1:42.649	22.441	31.878	48.330	264.7	51:06.643
16	2	1:41.079	22.060	31.333	47.686	268.0	32:15.871	26	2	1:41.406	22.157	31.426	47.823	264.7	52:48.049
17	2	1:41.081	22.093	31.301	47.687	267.3	33:56.952	27	2	1:43.353	22.409	31.601	49.343	269.3	54:31.402
18	2	1:41.251	22.119	31.184	47.948	268.0	35:38.203	28	2	1:44.806	22.234	31.144	51.428	267.3	56:16.208
19	2	1:41.022	22.291	31.121	47.610	268.0	37:19.225	29	2	1:41.396	22.340	31.163	47.893	267.3	57:57.604
20	2	1:43.034	22.150	31.274	49.610	268.0	39:02.259	30	2	1:42.759	22.224	32.755	47.780	267.3	59:40.363
21	2	1:41.428	22.303	31.319	47.806	268.7	40:43.687	31	2	1:41.492	22.186	31.378	47.928	266.7	1:01:21.855
22	2	1:41.100	22.009	31.221	47.870	269.3	42:24.787	32	2	1:48.549 B	22.217	31.550	54.782	266.0	1:03:10.404
23	2	1:41.374	22.066	31.304	48.004	270.0	44:06.161	33	2	3:04.594	1:44.871	31.705	48.018	139.4	1:06:14.998
24	2	1:47.464 B	22.343	31.603	53.518	260.9	45:53.625	34	2	1:41.885	22.299	31.248	48.338	265.4	1:07:56.883
25	1	3:48.400	2:27.537	32.040	48.823	125.0	49:42.025	35	2	1:41.712	22.484	31.342	47.886	266.7	1:09:38.595
26	1	1:42.245	22.394	31.623	48.228	264.7	51:24.270	36	2	1:41.508	22.240	31.241	48.027	265.4	1:11:20.103
27	1	1:41.902	22.253	31.505	48.144	266.0	53:06.172	37	2	3:02.950 B	30.258	1:06.766	1:25.926	266.7	1:14:23.053
28	1	1:41.941	22.241	31.597	48.103	267.3	54:48.113	38	2	6:00.802	3:52.951	1:06.301	1:01.550	81.3	1:20:23.855
29	1	1:42.027	22.274	31.546	48.207	268.0	56:30.140	39	2	1:41.808	22.259	31.621	47.928	263.4	1:22:05.663
30	1	1:43.334	22.602	31.789	48.943	267.3	58:13.474	40	2	1:41.931	22.442	31.582	47.907	259.6	1:23:47.594
31	1	1:41.923	22.389	31.337	48.197	266.0	59:55.397	41	2	1:41.593	22.191	31.181	48.221	264.7	1:25:29.187
32	1	1:42.422	22.519	31.561	48.342	255.9	1:01:37.819	42	2	1:41.504	22.105	31.542	47.857	266.0	1:27:10.691
33	1	1:41.973	22.379	31.452	48.142	266.7	1:03:19.792	43	2	1:41.742	22.099	31.334	48.309	268.0	1:28:52.433
34	1	1:42.260	22.551	31.611	48.098	266.7	1:05:02.052	44	2	1:47.362 B	22.082	31.352	53.928	268.7	1:30:39.795
35	1	1:42.220	22.563	31.508	48.149	267.3	1:06:44.272	72 SMP Racing Ferrari F458 Italia 1.Victor SHAYTAR LMGT E Am 2.Andrea BERTOLINI							
36	1	1:43.619	22.502	31.566	49.551	267.3	1:08:27.891	1	2	2:51.550 B	1:19.926	33.731	57.893	133.7	2:51.550
37	1	1:43.194	22.308	31.575	49.311	268.0	1:10:11.085	2	2	3:34.594	2:13.484	32.928	48.182	138.3	6:26.144
38	1	2:09.470 B	22.615	31.664	1:15.191	268.7	1:12:20.555	3	2	1:41.671	22.489	31.562	47.620	262.8	8:07.815
39	1	10:49.495	9:25.414	34.671	49.410	124.3	1:23:10.050	4	2	1:40.783	22.103	31.087	47.593	265.4	9:48.598
40	1	1:40.645	22.264	31.129	47.252	267.3	1:24:50.695	5	2	1:41.130	22.483	31.115	47.532	267.3	11:29.728
41	1	1:39.963	21.997	30.854	47.112	267.3	1:26:30.658								
42	1	1:42.716	22.125	31.002	49.589	268.7	1:28:13.374								



FIA WEC
6 Hours of Fuji
Free Practice 1
Sector Analysis

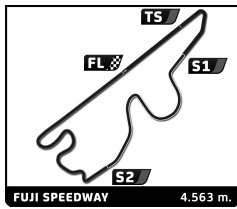
■ Personal Best ■ Session Best B Crossing the finish line in pit lane

Lap	D	Time	Sector 1	Sector 2	Sector 3	T. Spd	Elapsed	Lap	D	Time	Sector 1	Sector 2	Sector 3	T. Spd	Elapsed
6	2	1:41.447	22.186	31.129	48.132	268.0	13:11.175	30	2	2:15.503	51.565	35.345	48.593	79.8	1:21:20.099
7	2	1:41.145	22.358	31.081	47.706	269.3	14:52.320	31	2	1:43.295	22.335	32.307	48.653	265.4	1:23:03.394
8	2	1:41.046	22.031	31.231	47.784	268.7	16:33.366	32	2	1:42.582	22.351	32.071	48.160	266.7	1:24:45.976
9	2	1:48.205B	22.524	31.311	54.370	266.7	18:21.571	33	2	1:42.484	22.348	31.957	48.179	263.4	1:26:28.460
10	2	5:56.164	4:18.380	32.141	1:05.643	138.3	24:17.735	34	2	1:42.037	22.160	31.797	48.080	270.0	1:28:10.497
11	2	1:41.595	22.291	31.617	47.687	262.8	25:59.330	35	2	1:41.984	22.195	31.797	47.992	268.0	1:29:52.481
12	2	1:41.090	22.145	31.366	47.579	266.0	27:40.420	36	2	1:42.086	22.101	31.793	48.192	265.4	1:31:34.567
13	2	1:40.691	22.051	31.085	47.555	268.0	29:21.111								
14	2	1:41.635	22.157	31.207	48.271	268.7	31:02.746								
15	2	1:41.227	21.921	31.286	48.020	270.7	32:43.973								
16	2	1:41.261	22.057	31.156	48.048	269.3	34:25.234								
17	2	1:43.131	22.997	31.753	48.381	270.0	36:08.365								
18	2	1:48.420B	22.180	31.314	54.926	268.0	37:56.785								
19	3	30:06.953	...	36.450	51.135	136.2	1:08:03.738								
20	3	1:46.815	23.454	33.699	49.662	201.5	1:09:50.553								
21	3	1:45.530	23.263	32.355	49.912	233.8	1:11:36.083								
22	3	3:17.064	43.907	1:06.793	1:26.364	76.0	1:14:53.147								
23	3	3:25.007	51.933	1:07.245	1:25.829	79.7	1:18:18.154								
24	3	2:41.828	51.759	59.945	50.124	79.6	1:20:59.982								
25	3	1:44.627	22.481	33.312	48.834	251.2	1:22:44.609								
26	3	1:44.243	22.443	32.955	48.845	264.1	1:24:28.852								
27	3	1:44.218	22.325	32.524	49.369	261.5	1:26:13.070								
28	3	1:42.890	22.184	32.099	48.607	264.7	1:27:55.960								
29	3	1:42.568	22.210	32.049	48.309	270.7	1:29:38.528								
30	3	1:42.526	22.261	31.853	48.412	264.7	1:31:21.054								

77		Dempsey - Proton Racing			Porsche 911 RSR		
		1. Patrick DEMPSEY	3. Marco SEEFRIED	LMGTE Am			
		2. Patrick LONG					
1	3	3:03.901	1:40.855	33.674	49.372	135.2	3:03.901
2	3	1:42.258	22.691	31.648	47.919	233.8	4:46.159
3	3	1:42.995	22.363	31.731	48.901	244.9	6:29.154
4	3	1:41.580	22.283	31.683	47.614	258.4	8:10.734
5	3	1:42.216	22.091	31.957	48.168	262.8	9:52.950
6	3	1:48.483B	22.319	32.333	53.831	261.5	11:41.433
7	1	12:38.468	...	34.317	51.556	143.2	24:19.901
8	1	1:46.273	22.880	33.082	50.311	235.3	26:06.174
9	1	1:45.683	22.858	33.022	49.803	254.1	27:51.857
10	1	1:45.819	22.647	32.684	50.488	243.8	29:37.676
11	1	1:45.134	22.589	32.892	49.653	239.5	31:22.810
12	1	1:45.681	22.670	33.141	49.870	263.4	33:08.491
13	1	1:46.039	22.908	32.545	50.586	262.1	34:54.530
14	1	1:53.160B	22.484	32.943	57.733	266.0	36:47.690
15	2	4:04.171	2:39.579	34.079	50.513	138.6	40:51.861
16	2	1:43.236	22.418	32.236	48.582	254.1	42:35.097
17	2	1:43.706	22.322	32.419	48.965	260.2	44:18.803
18	2	1:42.627	22.210	32.230	48.187	266.0	46:01.430
19	2	1:42.371	22.246	31.866	48.259	265.4	47:43.801
20	2	1:51.395B	22.391	32.832	56.172	265.4	49:35.196
21	1	3:50.231	2:25.896	33.604	50.731	150.0	53:25.427
22	1	1:46.217	23.018	33.593	49.606	235.3	55:11.644
23	1	1:45.749	22.651	33.220	49.878	254.7	56:57.393
24	1	1:45.731	23.065	33.490	49.176	265.4	58:43.124
25	1	1:45.183	22.839	33.274	49.070	255.9	1:00:28.307
26	1	1:45.197	22.712	32.764	49.721	263.4	1:02:13.504
27	1	1:51.703B	22.521	32.893	56.289	266.7	1:04:05.207
28	2	11:35.928	9:04.526	1:06.692	1:24.710	79.6	1:15:41.135
29	2	3:23.461	51.780	1:06.608	1:25.073	79.7	1:19:04.596

83		AF Corse			Ferrari F458 Italia		
		1. François PERRODO	3. Rui AGUAS	LMGTE Am			
		2. Emmanuel COLLARD					
1	2	2:51.611	1:21.769	36.628	53.214	132.2	2:51.611
2	2	1:48.806	26.973	32.940	48.893	191.5	4:40.417
3	2	1:46.383	23.786	32.348	50.249	201.1	6:26.800
4	2	1:55.756B	22.129	31.728	1:01.899	264.1	8:22.556
5	2	3:51.346	2:30.850	32.139	48.357	139.9	12:13.902
6	2	1:41.427	22.141	31.629	47.657	265.4	13:55.329
7	2	1:41.189	22.077	31.255	47.857	268.0	15:36.518
8	2	1:42.042	22.489	31.821	47.732	268.7	17:18.560
9	2	1:41.105	22.196	31.233	47.676	266.0	18:59.665
10	2	1:51.057B	22.680	31.537	56.840	267.3	20:50.722
11	2	5:37.942	4:17.519	32.320	48.103	141.2	26:28.664
12	2	1:42.450	22.285	31.428	48.737	264.1	28:11.114
13	2	1:41.539	22.164	31.466	47.909	267.3	29:52.653
14	2	1:41.687	22.235	31.469	47.983	265.4	31:34.340
15	2	2:02.901B	22.589	42.657	57.655	266.0	33:37.241
16	1	4:46.340	3:21.668	33.758	50.914	137.8	38:23.581
17	1	1:46.093	23.002	33.146	49.945	251.7	40:09.674
18	1	1:52.001B	22.454	32.733	56.814	263.4	42:01.675
19	1	7:53.441	6:31.099	33.158	49.184	137.4	49:55.116
20	1	1:45.188	22.849	32.761	49.578	256.5	51:40.304
21	1	1:45.249	22.493	32.614	50.142	262.8	53:25.553
22	1	1:47.171	23.882	34.099	49.190	218.6	55:12.724
23	1	1:45.029	22.808	32.438	49.783	260.9	56:57.753
24	1	1:44.855	22.601	32.897	49.357	266.0	58:42.608
25	1	1:44.425	23.021	32.526	48.878	264.1	1:00:27.033
26	1	1:43.806	22.657	32.329	48.820	264.7	1:02:10.839
27	1	1:43.684	22.664	32.232	48.788	268.7	1:03:54.523
28	1	1:53.865B	23.048	32.614	58.203	264.7	1:05:48.388
29	3	3:31.150	2:07.714	33.117	50.319	138.3	1:09:19.538
30	3	1:43.404	22.529	32.272	48.603	250.6	1:11:02.942
31	3	2:50.420B	22.477	59.787	1:28.156	263.4	1:13:53.362
32	3	7:44.089	6:22.731	32.580	48.778	80.2	1:21:37.451
33	3	1:43.363	22.610	32.126	48.627	260.9	1:23:20.814
34	3	1:42.886	22.438	31.868	48.580	262.8	1:25:03.700
35	3	1:42.619	22.294	31.752	48.573	264.7	1:26:46.319
36	3	1:42.028	22.168	31.632	48.228	266.0	1:28:28.347
37	3	1:42.172	22.233	31.652	48.287	267.3	1:30:10.519

88		Abu Dhabi-Proton Racing			Porsche 911 RSR		
		1. Christian RIED	3. Earl BAMBER	LMGTE Am			
		2. Khaled AL QUBAIS					
1	1	3:26.760B	1:53.258	34.058	59.444	134.7	3:26.760
2	1	7:15.556	5:55.226	32.173	48.157	138.3	10:42.316
3	1	1:44.895	22.567	33.209	49.119	250.6	12:27.211
4	1	1:42.367	22.362	31.694	48.311	255.3	14:09.578
5	1	1:42.140	22.553	31.664	47.923	264.7	15:51.718
6	1	1:42.137	22.447	31.564	48.126	264.1	17:33.855
7	1	1:42.571	22.341	31.820	48.410	264.1	19:16.426



FIA WEC
6 Hours of Fuji
Free Practice 1
Sector Analysis

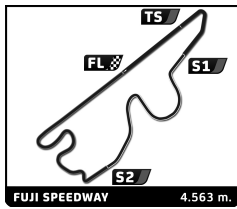
Personal Best Session Best B Crossing the finish line in pit lane

Lap	D	Time	Sector 1	Sector 2	Sector 3	T. Spd	Elapsed	Lap	D	Time	Sector 1	Sector 2	Sector 3	T. Spd	Elapsed
8	1	1:50.104B	22.462	32.212	55.430	263.4	21:06.530	24	2	1:42.932	22.489	32.170	48.273	262.8	1:11:22.068
9	1	6:29.664	5:08.566	32.421	48.677	139.4	27:36.194	25	2	3:20.232B	32.980	1:12.987	1:34.265	262.1	1:14:42.300
10	1	1:43.719	22.984	31.988	48.747	260.9	29:19.913	26	2	7:54.491	6:33.896	32.342	48.253	136.9	1:22:36.791
11	1	1:42.576	22.496	31.732	48.348	263.4	31:02.489	27	2	1:43.810	22.870	32.601	48.339	249.4	1:24:20.601
12	1	1:42.957	22.426	31.937	48.594	262.1	32:45.446	28	2	1:42.333	22.385	31.646	48.302	263.4	1:26:02.934
13	1	1:43.159	22.391	32.399	48.369	267.3	34:28.605	29	2	1:42.681	22.221	31.880	48.580	264.1	1:27:45.615
14	1	1:42.338	22.479	31.651	48.208	266.7	36:10.943	30	2	1:41.971	22.171	31.804	47.996	265.4	1:29:27.586
15	1	1:50.653B	22.409	32.799	55.445	262.1	38:01.596	31	2	1:42.240	22.298	31.625	48.317	264.7	1:31:09.826
16	2	3:31.077	2:04.958	35.785	50.334	139.9	41:32.673								
17	2	1:46.384	22.934	33.548	49.902	226.9	43:19.057								
18	2	1:44.541	22.772	32.844	48.925	240.5	45:03.598								
19	2	1:44.169	22.928	32.557	48.684	238.4	46:47.767								
20	2	1:43.405	22.677	32.292	48.436	264.7	48:31.172								
21	2	1:44.061	22.800	32.426	48.835	247.7	50:15.233								
22	2	1:44.293	22.537	32.267	49.489	242.7	51:59.526								
23	2	1:45.163	22.699	32.596	49.868	240.5	53:44.689								
24	2	1:44.506	23.235	32.507	48.764	253.5	55:29.195								
25	2	1:43.772	22.786	32.260	48.726	243.8	57:12.967								
26	2	1:43.714	22.550	32.242	48.922	261.5	58:56.681								
27	2	1:43.407	22.765	32.219	48.423	260.2	1:00:40.088								
28	2	1:43.257	22.606	32.115	48.536	264.1	1:02:23.345								
29	2	1:43.562	22.324	32.057	49.181	267.3	1:04:06.907								
30	2	1:50.827B	22.460	31.953	56.414	265.4	1:05:57.734								
31	3	3:57.513	2:34.439	33.563	49.511	139.4	1:09:55.247								
32	3	2:05.917	22.911	32.286	1:10.720	243.8	1:12:01.164								
33	3	3:23.617B	51.625	1:06.626	1:25.366	79.6	1:15:24.781								
34	3	8:04.843	6:43.866	32.421	48.556	139.7	1:23:29.624								
35	3	1:43.306	22.681	32.027	48.598	261.5	1:25:12.930								
36	3	1:43.176	22.561	31.715	48.900	264.1	1:26:56.106								
37	3	1:43.503	22.250	31.613	49.640	257.8	1:28:39.609								
38	3	1:42.998	22.958	31.953	48.087	258.4	1:30:22.607								

91		Porsche Team Manthey		Porsche 911 RSR			
		1. Richard LIETZ		LMGTE Pro			
		2. Michael CHRISTENSEN					
1	1	3:20.362	1:58.189	32.351	49.822	105.6	3:20.362
2	1	1:40.702	22.414	31.038	47.250	256.5	5:01.064
3	1	1:40.285	22.420	30.771	47.094	261.5	6:41.349
4	1	1:40.201	22.068	30.669	47.464	263.4	8:21.550
5	1	1:40.257	22.153	30.769	47.335	264.7	10:01.807
6	1	1:45.974B	21.999	30.966	53.009	265.4	11:47.781
7	1	10:25.496	9:04.874	31.533	49.089	136.4	22:13.277
8	1	1:41.071	22.193	31.405	47.473	263.4	23:54.348
9	1	1:41.251	22.353	31.204	47.694	263.4	25:35.599
10	1	1:47.184B	22.232	31.667	53.285	265.4	27:22.783
11	1	10:46.878	9:26.764	31.807	48.307	136.5	38:09.661
12	1	1:43.649	22.437	31.404	49.808	261.5	39:53.310
13	1	1:42.262	22.437	31.766	48.059	262.8	41:35.572
14	1	1:41.995	22.477	31.340	48.178	264.7	43:17.567
15	1	1:47.849B	22.297	31.614	53.938	264.1	45:05.416
16	2	5:41.555	4:19.095	33.302	49.158	138.1	50:46.971
17	2	1:43.375	22.461	31.977	48.937	261.5	52:30.346
18	2	1:42.660	22.279	32.053	48.328	263.4	54:13.006
19	2	1:43.247	22.392	32.111	48.744	265.4	55:56.253
20	2	1:42.711	22.456	31.795	48.460	264.1	57:38.964
21	2	1:42.296	22.343	31.687	48.266	264.1	59:21.260
22	2	1:48.964B	22.476	32.150	54.338	264.1	1:01:10.224
23	2	8:28.912	7:07.047	32.317	49.548	137.6	1:09:39.136

92		Porsche Team Manthey		Porsche 911 RSR			
		1. Patrick PILET		LMGTE Pro			
		2. Frédéric MAKOWIECKI					
1	2	5:22.073	4:01.447	32.072	48.554	134.2	5:22.073
2	2	1:40.389	22.254	30.888	47.247	258.4	7:02.462
3	2	1:39.931	22.182	30.729	47.020	260.9	8:42.393
4	2	1:41.983	22.842	31.324	47.817	260.9	10:24.376
5	2	1:41.045	22.103	31.208	47.734	262.8	12:05.421
6	2	1:45.541B	22.242	31.038	52.261	262.8	13:50.962
7	2	6:38.045	5:19.066	31.380	47.599	135.8	20:29.007
8	2	1:42.027	22.520	31.694	47.813	260.2	22:11.034
9	2	1:41.632	22.148	31.720	47.764	262.1	23:52.666
10	2	1:41.260	22.292	31.312	47.656	262.8	25:33.926
11	2	1:47.178B	22.393	31.406	53.379	262.8	27:21.104
12	2	5:49.911	4:28.750	32.925	48.236	136.9	33:11.015
13	2	1:42.533	22.505	31.359	48.669	262.1	34:53.548
14	2	1:41.639	22.369	31.317	47.953	262.8	36:35.187
15	2	1:42.237	22.518	31.562	48.157	259.0	38:17.424
16	2	1:46.641B	22.158	31.818	52.665	264.7	40:04.065
17	1	5:13.139	3:51.941	32.283	48.915	138.6	45:17.204
18	1	1:43.540	22.890	32.031	48.619	244.9	47:00.744
19	1	1:43.504	22.551	31.850	49.103	260.2	48:44.248
20	1	1:42.180	22.365	31.643	48.172	260.9	50:26.428
21	1	1:42.392	22.409	31.834	48.149	261.5	52:08.820
22	1	1:49.800B	22.540	32.542	54.718	262.1	53:58.620
23	1	16:10.888	...	32.077	48.808	137.6	1:10:09.508
24	1	2:03.853	22.617	32.119	1:09.117	259.6	1:12:13.361
25	1	3:21.055	51.378	1:06.082	1:23.595	79.9	1:15:34.416
26	1	3:20.496	51.388	1:05.733	1:23.375	80.4	1:18:54.912
27	1	2:20.759	51.350	41.277	48.132	80.4	1:21:15.671
28	1	1:42.727	22.575	31.832	48.320	261.5	1:22:58.398
29	1	1:44.500	23.607	32.071	48.822	263.4	1:24:42.898
30	1	1:41.961	22.463	31.605	47.893	262.1	1:26:24.859
31	1	1:42.459	22.509	31.653	48.297	263.4	1:28:07.318
32	1	1:42.148	22.297	31.762	48.089	264.1	1:29:49.466
33	1	1:42.045	22.335	31.604	48.106	264.7	1:31:31.511

95		Aston Martin Racing		Aston Martin Vantage V8			
		1. Christoffer NYGAARD		LMGTE Pro			
		2. Marco SØRENSEN					
1	1	2:37.421B	1:04.541	34.176	58.704	132.8	2:37.421
2	1	4:15.953	2:55.828	31.820	48.305	137.1	6:53.374
3	1	1:41.518	22.314	31.569	47.635	260.2	8:34.892
4	1	1:40.193	22.010	30.946	47.237	263.4	10:15.085
5	1	1:40.742	22.273	30.858	47.611	264.7	11:55.827
6	1	1:41.828	22.425	31.983	47.420	264.1	13:37.655
7	1	1:40.821	22.274	31.134	47.413	266.0	15:18.476
8	1	1:40.845	22.235	31.025	47.585	265.4	16:59.321
9	1	1:41.045	22.260	30.987	47.798	264.7	18:40.366
10	1	1:47.437B	22.301	31.242	53.894	264.7	20:27.803



FIA WEC

6 Hours of Fuji

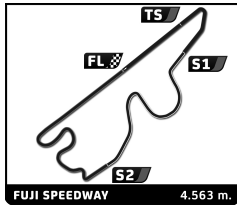
Free Practice 1

Sector Analysis

4.563 m.

■ Personal Best
 ■ Session Best
 ■ Crossing the finish line in pit lane

Lap	D	Time	Sector 1	Sector 2	Sector 3	T. Spd	Elapsed	Lap	D	Time	Sector 1	Sector 2	Sector 3	T. Spd	Elapsed															
11	1	10:09.586	8:49.982	32.042	47.562	139.4	30:37.389	24	3	1:44.492	22.604	32.320	49.568	237.4	53:44.305															
12	1	1:42.137	22.498	31.680	47.959	265.4	32:19.526	25	3	1:43.186	22.652	31.718	48.816	247.7	55:27.491															
13	1	1:41.394	22.320	31.443	47.631	266.0	34:00.920	26	3	1:50.173 B	23.028	31.837	55.308	239.5	57:17.664															
14	1	1:41.314	22.289	31.196	47.829	266.0	35:42.234	27	3	3:51.491	2:30.622	31.933	48.936	141.4	1:01:09.155															
15	1	1:42.939	23.023	32.097	47.819	265.4	37:25.173	28	3	1:42.605	22.452	31.741	48.412	259.0	1:02:51.760															
16	1	1:41.400	22.299	31.266	47.835	266.0	39:06.573	29	3	1:42.884	22.308	31.895	48.681	260.2	1:04:34.644															
17	1	1:41.856	22.608	31.438	47.810	267.3	40:48.429	30	3	1:42.115	22.483	31.537	48.095	260.9	1:06:16.759															
18	1	1:41.471	22.295	31.201	47.975	266.0	42:29.900	31	3	1:49.682 B	22.449	32.585	54.648	258.4	1:08:06.441															
19	1	1:41.994	22.378	31.367	48.249	268.0	44:11.894	32	2	4:28.213	2:35.161	33.880	1:19.172	138.1	1:12:34.654															
20	1	1:47.720 B	22.606	31.472	53.642	265.4	45:59.614	33	2	3:29.703	52.909	1:08.765	1:28.029	79.3	1:16:04.357															
21	2	6:43.724	5:21.048	33.054	49.622	135.5	52:43.338	34	2	3:26.989	52.711	1:07.213	1:27.065	79.6	1:19:31.346															
22	2	1:44.236	22.606	32.246	49.384	263.4	54:27.574	35	2	2:33.708	43.915	33.937	1:15.856	78.8	1:22:05.054															
23	2	1:42.643	22.278	31.657	48.708	265.4	56:10.217	36	2	1:47.679	23.301	33.782	50.596	246.0	1:23:52.733															
24	2	1:42.419	22.414	31.655	48.350	264.7	57:52.636	37	2	1:46.571	22.885	32.806	50.880	261.5	1:25:39.304															
25	2	1:42.476	22.352	31.655	48.469	266.0	59:35.112	38	2	1:46.607	23.213	33.312	50.082	260.9	1:27:25.911															
26	2	1:42.298	22.322	31.651	48.325	265.4	1:01:17.410	39	2	1:45.478	22.924	32.951	49.603	264.1	1:29:11.389															
27	2	1:42.441	22.252	31.531	48.658	266.7	1:02:59.851	40	2	1:52.638 B	22.875	32.594	57.169	259.0	1:31:04.027															
28	2	1:42.286	22.322	31.588	48.376	264.7	1:04:42.137	<div style="border: 1px solid black; padding: 5px;"> 97 Aston Martin Racing 1. Darren TURNER 2. Jonathan ADAM Aston Martin Vantage V8 LMGTE Pro </div>																						
29	2	1:43.359	22.609	31.989	48.761	267.3	1:06:25.496																							
30	2	1:42.630	22.414	31.573	48.643	264.7	1:08:08.126																							
31	2	1:42.758	22.411	31.670	48.677	266.0	1:09:50.884																							
32	2	1:43.193	22.542	31.848	48.803	263.4	1:11:34.077																							
33	2	3:14.781	41.351	1:07.407	1:26.023	79.1	1:14:48.858																							
34	2	3:24.914	51.823	1:07.436	1:25.655	79.6	1:18:13.772																							
35	2	2:43.577	51.872	1:02.111	49.594	79.6	1:20:57.349																							
36	2	1:43.641	22.568	32.474	48.599	260.9	1:22:40.990																							
37	2	1:43.871	22.545	31.922	49.404	264.7	1:24:24.861																							
38	2	1:42.944	22.344	31.839	48.761	266.7	1:26:07.805																							
39	2	1:42.714	22.348	31.938	48.428	268.7	1:27:50.519																							
40	2	1:42.642	22.256	31.585	48.801	268.0	1:29:33.161																							
41	2	1:42.316	22.253	31.614	48.449	268.7	1:31:15.477																							
<div style="border: 1px solid black; padding: 5px;"> 96 Aston Martin Racing 1. Francesco CASTELLACCI 3. Stuart HALL 2. Liam GRIFFIN Aston Martin Vantage V8 LMGTE Am </div>								<div style="border: 1px solid black; padding: 5px;"> 97 Aston Martin Racing 1. Darren TURNER 2. Jonathan ADAM Aston Martin Vantage V8 LMGTE Pro </div>																						
															1	1	2:57.528	1:27.247	36.595	53.686	120.8	2:57.528	1	2	3:09.541	1:38.220	37.694	53.627	102.8	3:09.541
															2	1	1:59.784 B	23.800	33.931	1:02.053	209.3	4:57.312	2	2	1:41.959	22.470	31.587	47.902	250.6	4:51.500
															3	1	7:17.998	5:54.282	34.627	49.089	136.4	12:15.310	3	2	1:41.167	22.611	31.161	47.395	261.5	6:32.667
															4	1	1:44.640	22.608	33.213	48.819	259.6	13:59.950	4	2	1:42.064	23.822	31.071	47.171	263.4	8:14.731
															5	1	1:43.321	22.509	32.539	48.273	243.8	15:43.271	5	2	1:40.546	22.194	31.049	47.303	263.4	9:55.277
															6	1	1:43.032	22.481	32.086	48.465	261.5	17:26.303	6	2	1:41.071	22.236	31.154	47.681	264.7	11:36.348
															7	1	1:42.069	22.240	31.889	47.940	261.5	19:08.372	7	2	1:41.569	22.694	31.184	47.691	264.1	13:17.917
															8	1	1:46.051	24.902	32.566	48.583	262.1	20:54.423	8	2	1:41.003	22.077	31.323	47.603	264.7	14:58.920
															9	1	1:42.845	22.684	31.993	48.168	262.1	22:37.268	9	2	1:41.159	22.342	31.212	47.605	262.8	16:40.079
10	1	1:42.472	22.230	31.593	48.649	260.2	24:19.740	10	2	1:40.691	22.167	31.057	47.467	263.4	18:20.770															
11	1	1:41.354	22.100	31.528	47.726	264.1	26:01.094	11	2	1:40.915	22.228	31.036	47.651	262.8	20:01.685															
12	1	1:44.028	23.838	32.265	47.925	265.4	27:45.122	12	2	1:40.917	22.146	31.145	47.626	263.4	21:42.602															
13	1	1:48.644 B	22.289	31.592	54.763	261.5	29:33.766	13	2	1:42.178	22.132	31.205	48.841	264.7	23:24.780															
14	2	3:42.280	2:15.165	35.489	51.626	135.2	33:16.046	14	2	1:41.485	22.370	31.124	47.991	260.2	25:06.265															
15	2	1:47.061	23.727	33.461	49.873	202.2	35:03.107	15	2	1:41.428	22.316	31.221	47.891	263.4	26:47.693															
16	2	1:49.681	23.579	34.696	51.406	217.7	36:52.788	16	2	1:49.256 B	22.373	31.595	55.288	263.4	28:36.949															
17	2	1:47.043	22.924	33.785	50.334	248.8	38:39.831	17	2	7:03.155	5:40.170	32.151	50.834	137.6	35:40.104															
18	2	1:47.169	22.974	33.439	50.756	246.6	40:27.000	18	2	1:41.501	22.482	31.342	47.677	263.4	37:21.605															
19	2	1:46.679	23.433	33.256	49.990	242.7	42:13.679	19	2	1:41.555	22.170	31.564	47.821	264.1	39:03.160															
20	2	1:57.690 B	22.734	34.081	1:00.875	261.5	44:11.369	20	2	1:42.346	22.415	31.534	48.397	266.0	40:45.506															
21	3	4:17.409	2:54.260	33.007	50.142	139.4	48:28.778	21	2	1:41.655	22.352	31.412	47.891	265.4	42:27.161															
22	3	1:46.229	22.758	32.238	51.233	251.2	50:15.007	22	2	1:48.741 B	22.316	31.514	54.911	259.6	44:15.902															
23	3	1:44.806	23.131	32.290	49.385	237.9	51:59.813	23	1	4:20.066	2:56.221	32.778	51.067	125.6	48:35.968															
								24	1	1:43.491	22.679	31.950	48.862	257.8	50:19.459															
								25	1	1:42.475	22.436	31.672	48.367	262.8	52:01.934															
								26	1	1:43.063	22.343	31.549	49.171	263.4	53:44.997															
								27	1	1:42.752	22.622	31.598	48.532	244.9	55:27.749															
								28	1	1:41.962	22.403	31.393	48.166	264.1	57:09.711															
								29	1	1:42.047	22.465	31.233	48.349	263.4	58:51.758															
								30	1	1:42.797	22.617	31.536	48.644	264.1	1:00:34.555															
								31	1	1:49.425 B	22.497	31.423	55.505	260.9	1:02:23.980															
								32	1	9:42.373	8:00.733	32.186	1:09.454	137.2	1:12:06.353															
								33	1	3:22.047	51.134	1:06.362	1:24.551	80.6	1:15:28.400															
								34	1	3:21.466	51.232	1:06.020	1:24.214	80.6	1:18:49.866															
								35	1	2:23.284	51.099	43.809	48.376	80.6	1:21:13.150															
								36	1	1:41.983	22.599	31.421	47.963	258.4	1:22:55.133															
								37	1	1:42.123	22.345	31.405	48.373	264.1	1:24:37.256															



FIA WEC
6 Hours of Fuji
Free Practice 1
Sector Analysis

FUJI SPEEDWAY 4.563 m.

Personal Best Session Best B Crossing the finish line in pit lane

Lap	D	Time	Sector 1	Sector 2	Sector 3	T. Spd	Elapsed	Lap	D	Time	Sector 1	Sector 2	Sector 3	T. Spd	Elapsed							
38	1	1:42.483	22.510	31.432	48.541	262.1	1:26:19.739	5	1	1:40.269	22.012	31.276	46.981	264.1	11:08.607							
39	1	1:42.081	22.379	31.445	48.257	264.1	1:28:01.820	6	1	1:41.052	22.174	31.134	47.744	262.8	12:49.659							
40	1	1:42.601	22.345	31.467	48.789	266.0	1:29:44.421	7	1	1:40.565	22.184	30.990	47.391	264.7	14:30.224							
41	1	1:47.629 B	22.696	31.698	53.235	257.8	1:31:32.050	8	1	1:40.543	22.181	30.913	47.449	263.4	16:10.767							
98 Aston Martin Racing 1. Paul DALLA LANA 2. Pedro LAMY 3. Mathias LAUDA Aston Martin Vantage V8 LMGT E Am								9	1	1:41.621	22.267	31.346	48.008	263.4	17:52.388							
1	2	3:36.455 B	2:02.722	35.601	58.132	131.9	3:36.455	10	1	1:40.938	22.298	30.951	47.689	264.1	19:33.326							
2	2	3:41.008	2:20.762	32.127	48.119	137.4	7:17.463	11	1	1:40.756	22.199	30.971	47.586	264.1	21:14.082							
3	2	1:41.742	22.332	31.484	47.926	261.5	8:59.205	12	1	1:47.755 B	22.184	30.865	54.706	264.7	23:01.837							
4	2	1:40.830	22.195	31.293	47.342	262.8	10:40.035	13	3	4:27.725	3:05.600	33.091	49.034	135.3	27:29.562							
5	2	1:41.482	22.315	31.634	47.533	263.4	12:21.517	14	3	1:42.499	22.421	31.878	48.200	256.5	29:12.061							
6	2	1:41.253	22.064	31.172	48.017	264.7	14:02.770	15	3	1:42.059	22.294	31.846	47.919	258.4	30:54.120							
7	2	1:47.487 B	22.208	31.487	53.792	266.7	15:50.257	16	3	1:42.069	22.594	31.439	48.036	264.7	32:36.189							
8	1	3:50.453	2:25.813	33.326	51.314	134.0	19:40.710	17	3	1:41.452	22.255	31.270	47.927	264.7	34:17.641							
9	1	1:44.236	22.550	32.753	48.933	261.5	21:24.946	18	3	1:41.515	22.348	31.147	48.020	262.8	35:59.156							
10	1	1:43.877	22.401	32.467	49.009	263.4	23:08.823	19	3	1:47.816 B	22.149	31.162	54.505	265.4	37:46.972							
11	1	1:43.801	22.603	32.241	48.957	262.1	24:52.624	20	3	5:54.325	4:33.720	32.369	48.236	136.7	43:41.297							
12	1	1:43.428	22.356	32.239	48.833	264.1	26:36.052	21	3	1:41.403	22.285	31.264	47.854	262.1	45:22.700							
13	1	1:43.738	22.432	32.222	49.084	265.4	28:19.790	22	3	1:41.795	22.244	31.384	48.167	265.4	47:04.495							
14	1	1:43.870	22.304	32.458	49.108	263.4	30:03.660	23	3	1:41.807	22.222	31.512	48.073	265.4	48:46.302							
15	1	1:50.592 B	22.572	32.295	55.725	264.1	31:54.252	24	3	1:42.119	22.189	31.672	48.258	268.0	50:28.421							
16	3	3:32.991	2:09.076	33.576	50.339	140.3	35:27.243	25	3	1:41.609	22.154	31.403	48.052	265.4	52:10.030							
17	3	1:44.881	22.413	32.986	49.482	262.8	37:12.124	26	3	1:47.397 B	22.164	31.458	53.775	266.7	53:57.427							
18	3	1:43.622	22.496	32.138	48.988	261.5	38:55.746	27	3	3:49.975	2:29.311	32.021	48.643	137.6	57:47.402							
19	3	1:43.314	22.230	32.022	49.062	265.4	40:39.060	28	3	1:42.618	22.738	31.794	48.086	265.4	59:30.020							
20	3	1:43.666	22.306	31.707	49.653	265.4	42:22.726	29	3	1:41.812	22.268	31.312	48.232	264.7	1:01:11.832							
21	3	1:42.899	22.383	31.764	48.752	266.0	44:05.625	30	3	1:41.491	22.167	31.376	47.948	266.0	1:02:53.323							
22	3	1:44.790	22.391	33.007	49.392	262.1	45:50.415	31	3	1:48.695 B	22.249	32.030	54.416	266.0	1:04:42.018							
23	3	1:51.486 B	22.522	31.749	57.215	262.1	47:41.901	32	2	3:22.064	2:00.052	32.601	49.411	115.1	1:08:04.082							
24	1	3:49.966	2:27.742	32.509	49.715	130.1	51:31.867	33	2	1:44.282	22.958	32.444	48.880	268.0	1:09:48.364							
25	1	1:44.174	22.996	32.500	48.678	260.9	53:16.041	34	2	1:42.485	22.504	31.642	48.339	265.4	1:11:30.849							
26	1	1:44.858	22.646	32.249	49.963	262.1	55:00.899	35	2	3:14.137 B	40.745	1:06.370	1:27.022	79.3	1:14:44.986							
27	1	1:44.241	22.731	32.760	48.750	264.7	56:45.140	36	2	5:38.756	3:28.663	1:07.662	1:02.431	79.5	1:20:23.742							
28	1	1:43.828	22.944	32.154	48.730	261.5	58:28.968	37	2	1:42.906	22.569	31.915	48.422	242.7	1:22:06.648							
29	1	1:43.655	22.801	32.066	48.788	262.8	1:00:12.623	38	2	1:43.654	22.395	32.840	48.419	264.7	1:23:50.302							
30	1	1:55.141	28.849	37.066	49.226	261.5	1:02:07.764	39	2	1:42.021	22.204	31.462	48.355	268.7	1:25:32.323							
31	1	1:44.458	22.472	32.166	49.820	261.5	1:03:52.222	40	2	1:41.853	22.264	31.422	48.167	268.7	1:27:14.176							
32	1	1:51.842	22.773	34.064	55.005	262.1	1:05:44.064	41	2	1:43.979	22.207	31.769	50.003	260.9	1:28:58.155							
33	1	1:45.164	22.657	32.183	50.324	259.6	1:07:29.228	42	2	1:42.316	22.316	31.785	48.215	268.7	1:30:40.471							
34	1	1:50.761 B	22.713	31.958	56.090	257.8	1:09:19.989															
35	3	5:22.659	2:51.101	1:06.099	1:25.459	78.9	1:14:42.648															
36	3	3:25.118	51.732	1:06.585	1:26.801	80.8	1:18:07.766															
37	3	2:46.846	51.803	1:05.453	49.590	79.1	1:20:54.612															
38	3	1:43.448	22.611	32.106	48.731	258.4	1:22:38.060															
39	3	1:44.038	22.614	32.564	48.860	257.1	1:24:22.098															
40	3	1:42.837	22.447	31.878	48.512	260.9	1:26:04.935															
41	3	1:42.921	22.260	32.133	48.528	264.7	1:27:47.856															
42	3	1:42.862	22.301	31.830	48.731	262.8	1:29:30.718															
43	3	1:42.832	22.335	31.901	48.596	263.4	1:31:13.550															
99 Aston Martin Racing V8 1. Alex MACDOWALL 2. Fernando REES 3. Stefan MÜCKE Aston Martin Vantage V8 LMGT E Pro																						
1	1	2:45.364 B	1:08.241	36.618	1:00.505	123.7	2:45.364															
2	1	3:21.184	1:59.741	33.528	47.915	136.2	6:06.548															
3	1	1:40.520	22.339	31.163	47.018	257.1	7:47.068															
4	1	1:41.270	22.702	31.280	47.288	263.4	9:28.338															