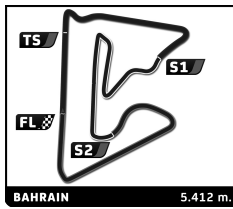


FIA WEC
6 Hours of Bahrain
Free Practice 3
Sector Analysis

Personal Best Session Best B Crossing the finish line in pit lane

Lap	D	Time	Sector 1	Sector 2	Sector 3	T. Spd	Elapsed	Lap	D	Time	Sector 1	Sector 2	Sector 3	T. Spd	Elapsed
3	3	1:43.782	33.406	37.983	32.393	271.6	9:17.411	10	1	13:19.722	...	44.391	40.465	164.2	31:19.857
4	3	1:54.309B	35.039	38.843	40.427	245.2	11:11.720	11	1	1:53.215	35.458	42.483	35.274	266.9	33:13.072
5	2	2:57.264	1:44.824	39.911	32.529	177.9	14:08.984	12	1	1:51.611	35.508	41.336	34.767	269.6	35:04.683
6	2	1:43.945	33.219	37.978	32.748	264.3	15:52.929	13	1	2:03.722B	36.038	43.148	44.536	268.2	37:08.405
7	2	1:52.660B	33.931	37.820	40.909	257.4	17:45.589	14	1	6:41.222	5:21.815	42.143	37.264	81.5	43:49.627
8	3	5:01.095	3:46.890	40.306	33.899	181.8	22:46.684	15	1	1:50.505	35.087	41.316	34.102	278.6	45:40.132
9	3	1:47.298	35.016	38.722	33.560	258.6	24:33.982	16	1	1:49.325	34.848	40.202	34.275	273.6	47:29.457
10	3	1:45.656	33.724	39.205	32.727	257.4	26:19.638	17	1	2:02.992B	36.012	42.224	44.756	237.1	49:32.449
11	3	1:46.408	34.174	39.331	32.903	259.2	28:06.046	18	2	4:04.696	2:48.571	41.746	34.379	170.6	55:37.145
12	3	1:44.871	33.770	38.579	32.522	253.8	29:50.917	19	2	1:51.156	35.122	40.923	35.111	271.6	55:28.301
13	3	1:51.185B	34.092	39.100	37.993	264.9	31:42.102	20	2	1:51.196	35.242	40.931	35.023	270.9	57:19.497
14	3	2:46.267	1:34.407	39.307	32.553	192.1	34:28.369	21	2	1:52.431	35.299	41.919	35.213	278.6	59:11.928
15	3	1:45.308	33.630	38.880	32.798	259.9	36:13.677	22	2	1:50.082	35.299	40.727	34.056	275.7	1:01:02.010
16	3	1:48.111	33.892	39.466	34.753	253.8	38:01.788	17 Porsche Team Porsche 919 Hybrid LMP1 - H 1.Timo BERNHARD 3.Brendon HARTLEY 2.Mark WEBBER							
17	3	3:39.849B	59.454	1:18.945	1:21.450	257.4	41:41.637	1	3	2:01.919	46.014	42.060	33.845	133.6	2:01.919
18	2	3:01.518	1:49.439	38.838	33.241	168.5	44:43.155	2	3	1:40.917	32.572	36.649	31.696	260.5	3:42.836
19	2	1:44.713	33.575	38.720	32.418	275.0	46:27.868	3	3	1:50.818B	34.295	39.555	36.968	264.9	5:33.654
20	2	1:45.828	33.793	38.618	33.417	277.8	48:13.696	4	1	4:35.611	3:21.507	39.672	34.432	184.3	10:09.265
21	2	1:45.903	33.818	39.245	32.840	270.2	49:59.599	5	1	1:42.745	33.042	37.472	32.231	261.1	11:52.010
22	2	1:46.513	34.029	39.528	32.956	261.1	51:46.112	6	1	1:44.706	33.817	37.833	33.056	237.1	13:36.716
23	2	1:49.251	35.106	41.089	33.056	256.8	53:35.363	7	1	1:43.158	33.117	38.099	31.942	254.4	15:19.874
24	2	1:47.351	34.326	39.810	33.215	262.4	55:22.714	8	1	1:43.665	33.772	37.906	31.987	238.2	17:03.539
25	2	1:48.146	34.263	39.511	34.372	259.9	57:10.860	9	1	1:44.383	33.598	37.932	32.853	249.1	18:47.922
26	2	1:47.081	34.332	39.566	33.183	256.2	58:57.941	10	1	1:45.731	34.512	38.881	32.338	251.4	20:33.653
27	2	1:47.184	34.780	39.312	33.092	259.9	1:00:45.125	11	1	1:43.740	33.529	38.449	31.762	248.5	22:17.393
12 Rebellion Racing Rebellion R-One - AER LMP1 1.Nicolas PROST 2.Mathias BECHE							18 Porsche Team Porsche 919 Hybrid LMP1 - H 1.Romain DUMAS 3.Marc LIEB 2.Neel JANI								
1	1	3:34.350	2:18.328	41.032	34.990	176.5	3:34.350	1	3	2:03.995	47.193	42.292	34.510	121.2	2:03.995
2	1	1:51.700	35.690	40.941	35.069	284.4	5:26.050	2	3	1:42.070	33.188	37.111	31.771	259.9	3:46.065
3	1	1:53.180	36.080	42.304	34.796	275.0	7:19.230	3	3	1:53.814B	36.648	39.217	37.949	229.6	5:39.879
4	1	1:59.677B	35.707	41.541	42.429	282.2	9:18.907	4	1	4:31.137	3:18.942	38.295	33.900	184.6	10:11.016
5	1	11:20.561	...	42.973	34.890	175.3	20:39.468	5	1	1:42.862	33.144	37.885	31.833	259.9	11:53.878
6	1	2:32.546B	35.543	1:14.089	42.914	282.9	23:12.014	6	1	1:52.802	33.838	38.395	40.569	239.2	13:46.680
7	1	10:27.074	9:10.383	41.363	35.328	177.1	33:39.088	7	1	1:42.849	32.915	37.499	32.435	263.6	15:29.529
8	1	1:49.548	34.609	40.896	34.043	285.9	35:28.636	8	1	1:46.026	34.531	38.917	32.578	233.5	17:15.555
9	1	1:49.309	34.838	40.486	33.985	283.7	37:17.945	9	1	1:43.204	33.135	37.948	32.121	256.2	18:58.759
10	1	2:59.413B	35.017	1:02.411	1:21.985	282.2	40:17.358	10	1	1:44.256	34.065	37.956	32.235	249.1	20:43.015
11	2	8:30.466	7:10.986	42.567	36.913	177.1	48:47.824								
12	2	1:49.317	34.972	40.534	33.811	282.2	50:37.141								
13	2	1:49.235	34.848	40.407	33.980	285.9	52:26.376								
14	2	2:12.590	35.625	43.822	53.143	286.7	54:38.966								
15	2	1:56.997	35.194	47.316	34.487	274.3	56:35.963								
16	2	1:50.210	35.081	40.727	34.402	282.2	58:26.173								
17	2	1:52.341	35.411	40.957	35.973	280.7	1:00:18.514								
13 Rebellion Racing Rebellion R-One - AER LMP1 1.Alexandre IMPERATORI 3.Mathéo TUSCHER 2.Dominik KRAHAMER															
1	3	2:53.683	1:35.175	43.204	35.304	143.1	2:53.683								
2	3	1:52.091	35.888	40.962	35.241	233.5	4:45.774								
3	3	1:54.409	36.305	42.479	35.625	237.6	6:40.183								
4	3	1:52.393	35.986	41.264	35.143	239.7	8:32.576								
5	3	1:53.292	35.795	41.344	36.153	234.5	10:25.868								
6	3	1:51.909	36.017	41.320	34.572	259.9	12:17.777								
7	3	1:52.770	36.422	41.263	35.085	223.4	14:10.547								
8	3	1:52.641	35.777	42.035	34.829	255.6	16:03.188								
9	3	1:56.947B	35.983	41.818	39.146	259.9	18:00.135								



FIA WEC

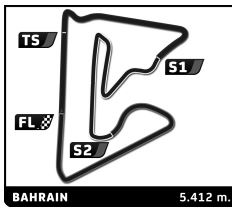
6 Hours of Bahrain

Free Practice 3

Sector Analysis

■ Personal Best
 ■ Session Best
 ■ B Crossing the finish line in pit lane

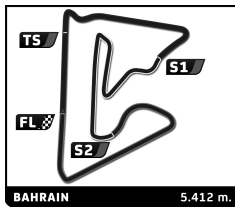
Lap	D	Time	Sector 1	Sector 2	Sector 3	T. Spd	Elapsed	Lap	D	Time	Sector 1	Sector 2	Sector 3	T. Spd	Elapsed
11	1	1:49.287 B	33.686	38.628	36.973	268.9	22:32.302	20	2	1:54.037	36.610	41.639	35.788	260.5	54:35.924
12	3	8:10.440	6:58.516	39.355	32.569	179.1	30:42.742	21	2	1:55.076	36.781	42.079	36.216	261.7	56:31.000
13	3	1:45.838	34.589	38.811	32.438	248.0	32:28.580	22	2	1:59.203 B	36.687	42.327	40.189	258.0	58:30.203
14	3	1:45.727	34.312	38.694	32.721	248.0	34:14.307	<div style="border: 1px solid black; padding: 5px;"> 30 Extreme Speed Motorsports Ligier JS P2 - HPD 1.Scott SHARP 3.David HEINEMEIER HANSSON LMP2 2.Ryan DALZIEL </div>							
15	3	1:46.158	34.318	39.015	32.825	249.1	36:00.465								
16	3	1:45.814	34.133	39.058	32.623	244.6	37:46.279								
17	3	3:24.117 B	42.153	1:19.227	1:22.737	249.7	41:10.396								
18	3	9:30.948	8:19.330	39.071	32.547	161.5	50:41.344								
19	3	1:45.528	34.086	39.015	32.427	245.7	52:26.872								
20	3	1:45.732	34.383	38.532	32.817	250.8	54:12.604								
21	3	1:45.757	34.132	38.530	33.095	250.8	55:58.361								
22	3	1:46.722	35.107	38.803	32.812	249.1	57:45.083								
23	3	1:46.925	34.405	40.182	32.338	247.4	59:32.008								
24	3	1:46.206	34.133	39.360	32.713	250.3	1:01:18.214								
<div style="border: 1px solid black; padding: 5px;"> 26 G-Drive Racing Ligier JS P2 - Nissan LMP2 1.Roman RUSINOV 3.Sam BIRD 2.Julien CANAL </div>								<div style="border: 1px solid black; padding: 5px;"> 31 Extreme Speed Motorsports Ligier JS P2 - HPD LMP2 1.Ed BROWN 3.Jonathon FOGARTY 2.Johannes VAN OVERBEEK </div>							
1	2	2:21.144	59.377	44.346	37.421	147.0	2:21.144	1	2	2:40.690	1:19.899	43.409	37.382	158.4	2:40.690
2	2	2:03.080 B	37.939	42.527	42.614	252.0	4:24.224	2	2	1:56.897	37.858	42.778	36.261	260.5	4:37.587
3	2	7:20.670	6:01.154	43.670	35.846	161.7	11:44.894	3	2	1:56.303	37.643	42.446	36.214	256.8	6:33.890
4	2	1:53.654	36.284	40.938	36.432	259.9	13:38.548	4	2	1:55.800	37.584	41.662	36.554	258.0	8:29.690
5	2	1:52.634	36.063	40.794	35.777	261.1	15:31.182	5	2	2:03.526 B	37.691	41.948	43.887	261.1	10:33.216
6	2	1:59.815 B	37.910	41.089	40.816	258.6	17:30.997	6	2	4:31.606	3:12.500	42.681	36.425	167.7	15:04.822
7	3	9:55.098	8:30.043	42.157	42.898	165.4	27:26.095	7	2	1:56.381	37.602	42.133	36.646	252.0	17:01.203
8	3	1:53.469	36.471	41.657	35.341	255.0	29:19.564	8	2	2:01.787 B	37.722	41.994	42.071	250.3	19:02.990
9	3	1:53.211	36.417	41.315	35.479	255.6	31:12.775	9	2	2:57.224	1:40.141	41.176	35.907	170.9	22:00.214
10	3	1:52.564	36.316	40.747	35.501	258.0	33:05.339	10	2	1:54.215	37.048	41.248	35.919	256.2	23:54.429
11	3	1:56.987 B	36.405	40.904	39.678	258.6	35:02.326	11	2	1:54.801	37.589	41.361	35.851	254.4	25:49.230
12	1	9:40.518	8:21.801	42.339	36.378	168.3	44:42.844	12	2	2:00.794 B	37.062	41.170	42.562	256.8	27:50.024
13	1	1:54.310	36.794	41.695	35.821	259.9	46:37.154	13	1	4:46.555	3:19.631	46.989	39.935	127.9	32:36.579
14	1	1:54.660	36.702	41.524	36.434	258.6	48:31.814	14	1	2:05.722	40.884	45.856	38.982	243.5	34:42.301
15	1	1:54.131	36.737	41.505	35.889	259.2	50:25.945	15	1	2:02.310	38.701	44.222	39.387	248.5	36:44.611
16	1	1:53.853	36.662	41.413	35.778	259.2	52:19.798	16	1	2:39.550	38.967	45.554	1:15.029	243.0	39:24.161
17	1	1:55.546	36.594	42.383	36.569	258.6	54:15.344	17	1	3:28.274	1:25.333	1:20.783	42.158	79.9	42:52.435
18	1	1:58.021 B	36.950	41.406	39.665	259.2	56:13.365	18	1	2:06.599	41.682	46.084	38.833	206.0	44:59.034
<div style="border: 1px solid black; padding: 5px;"> 28 G-Drive Racing Ligier JS P2 - Nissan LMP2 1.Gustavo YACAMAN 3.Ricardo GONZALEZ 2.Luis Felipe DERANI </div>								<div style="border: 1px solid black; padding: 5px;"> 31 Extreme Speed Motorsports Ligier JS P2 - HPD LMP2 1.Ed BROWN 3.Jonathon FOGARTY 2.Johannes VAN OVERBEEK </div>							
1	3	2:19.822	58.344	44.237	37.241	137.9	2:19.822	19	1	2:01.412	38.599	44.284	38.529	248.5	47:00.446
2	3	1:58.341	38.284	43.176	36.881	240.8	4:18.163	20	1	2:01.693	38.810	44.454	38.429	250.8	49:02.139
3	3	2:03.318 B	37.944	43.721	41.653	257.4	6:21.481	21	1	2:00.218	38.524	43.974	37.720	252.0	51:02.357
4	3	6:35.491	5:18.030	41.967	35.494	151.8	12:56.972	22	1	1:58.692	38.138	43.343	37.211	252.6	53:01.049
5	3	1:53.715	36.556	41.272	35.887	261.7	14:50.687	23	1	1:59.315	38.189	43.260	37.866	257.4	55:00.364
6	3	2:15.439 B	53.496	42.035	39.908	258.6	17:06.126	24	1	1:58.773	38.230	43.205	37.338	251.4	56:59.137
7	1	5:19.530	3:57.143	41.970	40.417	167.7	22:25.656								
8	1	1:54.677	36.771	41.838	36.068	261.7	24:20.333								
9	1	1:55.579	36.926	42.466	36.187	255.6	26:15.912								
10	1	1:54.191	36.716	41.567	35.908	255.0	28:10.103								
11	1	1:54.160	36.597	41.504	36.059	258.0	30:04.263								
12	1	1:54.851	36.855			257.4	31:59.114								
13	1	1:55.419	36.871	42.125	36.423	259.2	33:54.533								
14	1	2:00.476 B	36.740	42.199	41.537	259.9	35:55.009								
15	2	9:08.797	7:44.919	45.032	38.846	166.5	45:03.806								
16	2	1:55.075	36.936	41.659	36.480	251.4	46:58.881								
17	2	1:54.837	37.240	41.622	35.975	256.2	48:53.718								
18	2	1:54.469	36.814	41.919	35.736	258.0	50:48.187								
19	2	1:53.700	36.629	41.348	35.723	255.6	52:41.887								



FIA WEC
6 Hours of Bahrain
Free Practice 3
Sector Analysis

■ Personal Best ■ Session Best B Crossing the finish line in pit lane

Lap	D	Time	Sector 1	Sector 2	Sector 3	T. Spd	Elapsed	Lap	D	Time	Sector 1	Sector 2	Sector 3	T. Spd	Elapsed
25	1	1:59.507	38.042	43.367	38.098	252.6	58:58.644	2	2	1:55.949	37.713	42.029	36.207	257.4	4:34.989
26	1	2:00.559	38.312	43.925	38.322	239.7	1:00:59.203	3	2	1:55.983	37.689	42.051	36.243	227.6	6:30.972
36 Signatech Alpine 1.Nelson PANCIATICI 3.Tom DILLMANN Alpine A450b - Nissan 2.Paul Loup CHATIN LMP2								4 2 1:55.202 37.261 41.614 36.327 257.4 8:26.174 5 2 2:00.600 B 37.083 41.808 41.709 258.6 10:26.774 6 2 3:33.278 2:14.488 42.509 36.281 169.6 14:00.052 7 2 1:55.700 37.060 42.309 36.331 257.4 15:55.752 8 2 1:55.503 37.351 42.071 36.081 261.1 17:51.255 9 2 2:02.066 B 37.347 42.583 42.136 261.7 19:53.321 10 1 4:34.470 3:14.126 43.246 37.098 166.5 24:27.791 11 1 1:58.517 38.003 43.630 36.884 254.4 26:26.308 12 1 1:58.199 37.706 43.294 37.199 255.0 28:24.507 13 1 1:57.727 37.752 42.744 37.231 254.4 30:22.234 14 1 2:01.205 B 37.623 42.908 40.674 254.4 32:23.439 15 1 4:01.317 2:42.639 42.160 36.518 167.5 36:24.756 16 1 1:58.219 37.269 42.163 38.787 253.2 38:22.975 17 1 3:56.825 B 1:22.581 1:21.394 1:12.850 79.4 42:19.800 18 3 3:12.089 1:52.239 43.075 36.775 165.2 45:31.889 19 3 1:57.067 37.677 42.773 36.617 257.4 47:28.956 20 3 1:57.369 37.947 42.522 36.900 253.2 49:26.325 21 3 1:56.351 37.640 42.205 36.506 258.0 51:22.676 22 3 1:56.784 37.619 42.741 36.424 257.4 53:19.460 23 3 1:56.734 37.704 42.573 36.457 258.0 55:16.194 24 3 1:57.904 37.564 42.566 37.774 255.0 57:14.098 25 3 1:57.436 37.747 43.109 36.580 255.6 59:11.534 26 3 1:57.156 37.592 42.817 36.747 258.0 1:01:08.690							
42 Strakka Racing 1.Nick LEVENTIS 3.Jonny KANE Gibson 015S - Nissan 2.Danny WATTS LMP2								44 AF Racing 1.Mikhail ALESHIN 3.David MARKOZOV BR01 - Nissan 2.Nicolas MINASSIAN LMP2							
1	3	2:46.405	1:26.527	43.108	36.770	135.3	2:46.405	1	2	2:45.644	1:24.056	44.304	37.284	146.2	2:45.644
2	3	1:56.470	37.642	42.644	36.184	248.0	4:42.875	2	2	1:58.378	37.918	43.797	36.663	241.3	4:44.022
3	3	1:56.226	37.147	42.762	36.317	259.9	6:39.101	3	2	1:58.087	37.768	43.196	37.123	254.4	6:42.109
4	3	1:57.635	37.731	43.739	36.165	262.4	8:36.736	4	2	1:57.258	37.630	42.804	36.824	258.0	8:39.367
5	3	1:55.665	36.998	42.289	36.378	259.2	10:32.401	5	2	1:57.219	37.242	42.930	37.047	260.5	10:36.586
6	3	1:56.419	37.540	42.326	36.553	259.2	12:28.820	6	2	1:57.384	37.412	42.796	37.176	260.5	12:33.970
7	3	1:59.877 B	37.057	42.230	40.590	257.4	14:28.697	7	2	1:59.038	37.430	44.305	37.303	260.5	14:33.008
8	1	3:48.077	2:24.942	44.668	38.467	156.8	18:16.774	8	2	1:59.565	39.461	43.365	36.739	259.2	16:32.573
9	1	1:59.716	38.235	43.805	37.676	253.2	20:16.490	9	2	2:03.841 B	38.457	43.711	41.673	249.7	18:36.414
10	1	2:00.942	39.170	44.001	37.771	243.0	22:17.432	10	3	3:38.442	2:16.613	43.473	38.356	163.7	22:14.856
11	1	2:00.565	38.693	43.951	37.921	244.6	24:17.997	11	3	2:00.452	38.248	44.265	37.939	247.4	24:15.308
12	1	2:01.746	38.920	45.058	37.768	250.3	26:19.743	12	3	2:00.482	38.790	44.313	37.379	248.5	26:15.790
13	1	2:01.555	39.024	44.463	38.068	244.1	28:21.298	13	3	2:00.152	38.334	44.017	37.801	225.3	28:15.942
14	1	2:06.405 B	38.605	44.060	43.740	247.4	30:27.703	14	3	1:59.742	38.053	43.627	38.062	246.8	30:15.684
15	1	3:23.814	2:02.384	44.501	36.929	163.2	33:51.517	15	3	1:58.830	38.088	43.538	37.204	244.1	32:14.514
16	1	1:57.971	37.825	42.541	37.605	256.8	35:49.488	16	3	1:58.957	38.008	43.772	37.177	247.4	34:13.471
17	1	2:35.653 B	37.731	52.912	1:05.010	255.0	38:25.141	17	3	2:06.311 B	38.375	43.612	44.324	237.6	36:19.782
43 Team Sard Morand 1.Pierre RAGUES 3.Christopher CUMMING Morgan Evo - SARD 2.Oliver WEBB LMP2								18 1 6:55.238 5:24.316 54.280 36.642 76.2 43:15.020 19 1 1:57.371 37.301 43.924 36.146 253.8 45:12.391 20 1 1:56.245 37.745 42.393 36.107 259.2 47:08.636 21 1 2:05.789 41.484 47.500 36.805 261.7 49:14.425 22 1 2:05.803 44.792 44.422 36.589 262.4 51:20.228 23 1 1:56.884 37.504 42.961 36.419 256.2 53:17.112 24 1 1:55.850 37.334 42.414 36.102 257.4 55:12.962 25 1 1:58.527 38.241 43.568 36.718 261.7 57:11.489 26 1 1:58.864 37.703 44.515 36.646 251.4 59:10.353 27 1 1:57.341 37.745 43.041 36.555 252.6 1:01:07.694							
1	2	2:39.040	1:16.194	45.775	37.071	169.0	2:39.040								



FIA WEC
6 Hours of Bahrain
Free Practice 3
Sector Analysis

■ Personal Best ■ Session Best B Crossing the finish line in pit lane

Lap	D	Time	Sector 1	Sector 2	Sector 3	T. Spd	Elapsed	Lap	D	Time	Sector 1	Sector 2	Sector 3	T. Spd	Elapsed
17	2	7:23.586	5:58.632	45.618	39.336	157.7	44:47.873	18	3	2:05.231 B	38.641	43.733	42.857	252.0	48:03.075
18	2	2:00.625	38.644	43.770	38.211	246.3	46:48.498	19	1	3:50.335	2:26.738	44.963	38.634	131.3	51:53.410
19	2	2:01.225	38.770	44.043	38.412	250.3	48:49.723	20	1	2:01.768	38.838	44.457	38.473	249.1	53:55.178
20	2	2:01.219	38.449	44.110	38.660	249.7	50:50.942	21	1	2:01.775	38.668	44.479	38.628	250.8	55:56.953
21	2	2:01.170	38.561	44.070	38.539	248.5	52:52.112	22	1	2:02.370	39.056	44.544	38.770	249.1	57:59.323
22	2	2:01.007	38.579	44.019	38.409	247.4	54:53.119	23	1	2:01.981	38.918	44.363	38.700	250.8	1:00:01.304
23	2	2:01.454	38.825	43.979	38.650	248.5	56:54.573								
24	2	2:01.630	38.795	44.239	38.596	248.0	58:56.203								
25	2	2:02.386	38.893	44.337	39.156	249.1	1:00:58.589								

98 **Aston Martin Racing** Aston Martin Vantage V8
1. Paul DALLA LANA 3. Mathias LAUDA LMGTE Am
2. Pedro LAMY

1	2	2:30.766	1:02.974	46.611	41.181	155.0	2:30.766
2	2	2:03.430	39.684	44.781	38.965	234.0	4:34.196
3	2	2:03.148	39.191	44.837	39.120	240.8	6:37.344
4	2	2:08.371 B	38.949	45.680	43.742	239.7	8:45.715
5	2	3:44.140	2:17.012	45.306	41.822	160.5	12:29.855
6	2	2:03.323	39.198	45.168	38.957	240.8	14:33.178
7	2	2:05.283	40.161	46.207	38.915	244.1	16:38.461
8	2	2:03.425	39.249	45.289	38.887	243.0	18:41.886
9	2	2:09.960 B	39.347	45.763	44.850	241.9	20:51.846
10	3	3:33.374	2:07.514	46.344	39.516	155.0	24:25.220
11	3	2:04.933	39.636	45.869	39.428	235.1	26:30.153
12	3	2:05.322	39.524	46.140	39.658	239.7	28:35.475
13	3	2:04.597	39.437	45.764	39.396	241.3	30:40.072
14	3	2:04.016	39.539	45.209	39.268	240.3	32:44.088
15	3	2:04.260	39.346	45.376	39.538	240.8	34:48.348
16	3	2:06.206	39.539	46.547	40.120	239.2	36:54.554
17	3	2:51.574 B	39.804	48.675	1:23.095	234.0	39:46.128
18	1	5:52.810	4:24.462	47.939	40.409	148.6	45:38.938
19	1	2:07.561	40.838	46.433	40.290	241.9	47:46.499
20	1	2:07.638	40.402	46.557	40.679	241.9	49:54.137
21	1	2:27.314 B	42.216	59.797	45.301	240.8	52:21.451
22	1	3:10.965	1:38.798	51.569	40.598	126.4	55:32.416
23	1	2:06.292	40.068	46.004	40.220	236.1	57:38.708
24	1	2:06.638	40.096	46.526	40.016	237.6	59:45.346
25	1	2:07.007	40.740	46.226	40.041	240.3	1:01:52.353

99 **Aston Martin Racing V8** Aston Martin Vantage V8
1. Alex MACDOWALL 3. Richie STANAWAY LMGTE Pro
2. Fernando REES

1	2	2:38.838	1:13.295	46.464	39.079	136.8	2:38.838
2	2	2:02.268	39.448	44.612	38.208	215.0	4:41.106
3	2	2:02.805	38.516	44.534	39.755	247.4	6:43.911
4	2	2:07.812 B	38.568	44.125	45.119	248.0	8:51.723
5	2	5:20.273	3:53.921	45.119	41.233	156.4	14:11.996
6	2	2:01.161	38.783	44.099	38.279	242.4	16:13.157
7	2	2:06.437 B	38.436	44.311	43.690	253.2	18:19.594
8	2	4:17.284	2:52.879	44.766	39.639	145.3	22:36.878
9	2	2:02.179	38.828	44.196	39.155	243.0	24:39.057
10	2	2:01.109	38.738	44.095	38.276	249.7	26:40.166
11	2	2:12.130 B	39.116	46.657	46.357	245.7	28:52.296
12	3	3:44.533	2:20.275	44.956	39.302	160.3	32:36.829
13	3	2:02.529	39.178	44.646	38.705	243.5	34:39.358
14	3	2:02.745	39.339	44.838	38.568	248.0	36:42.103
15	3	2:35.655 B	39.032	44.833	1:11.790	244.6	39:17.758
16	3	4:40.154	3:16.518	43.285	40.351	87.2	43:57.912
17	3	1:59.932	38.137	43.573	38.222	252.6	45:57.844