FIA WORLD ENDURANCE CHAMPIONSHIP

6 HOURS OF CIRCUIT OF THE AMERICAS

TUDOR

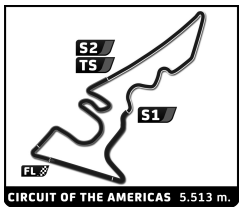

FIA WEC

6 Hours of Circuit of the Americas

Free Practice 2

Sector Analysis

Personal Best | Session Best | B Crossing the finish line in pit lane

1 — Toyota Racing — Toyota TS 040 - Hybrid

1.Anthony DAVIDSON 2.Sébastien BUEMI 3.Kazuki NAKAJIMA — LMP1 - H

Lap	D	Time	Sector 1	Sector 2	Sector 3	T. Spd	Elapsed
1	3	2:37.671	1:05.347	44.618	47.706	240.0	2:37.671
2	3	1:56.585	23.846	44.106	48.633	264.1	4:34.256
3	3	1:53.228	23.692	43.835	45.701	269.3	6:27.484
4	3	1:53.356	24.128	43.568	45.660	269.3	8:20.840
5	3	1:53.230	23.516	43.256	46.458	268.7	10:14.070
6	3	1:52.342	23.535	43.148	45.659	255.3	12:06.412
7	3	1:53.026	23.608	44.710	44.708	274.1	13:59.438
8	3	1:51.363	23.733	42.987	44.643	268.0	15:50.801
9	3	1:55.028	24.440	43.860	46.728	272.0	17:45.829
10	3	1:53.335	23.356	44.093	45.886	272.7	19:39.164
11	3	1:53.846	23.829	43.728	46.289	262.1	21:33.010
12	3	1:53.465	23.397	43.764	46.304	254.1	23:26.475
13	3	1:54.530	23.420	44.072	47.038	254.7	25:21.005
14	3	1:54.483	24.778	44.081	45.624	270.7	27:15.488
15	3	1:52.263	23.322	42.893	46.048	262.8	29:07.751
16	3	1:53.131	24.388	43.683	45.060	272.0	31:00.882
17	3	1:53.463	23.500	44.136	45.827	267.3	32:54.345
18	3	1:51.809	23.342	42.852	45.615	257.8	34:46.154
19	3	1:51.060	23.326	43.225	44.509	252.9	36:37.214
20	3	1:54.086 B	23.196	42.698	48.192	268.0	38:31.300
21	2	7:57.549	6:27.464	44.136	45.949	249.4	46:28.849
22	2	1:52.030	24.067	42.974	44.989	264.1	48:20.879
23	2	1:52.124	23.551	43.291	45.282	269.3	50:13.003
24	2	1:50.132	23.484	42.382	44.266	265.4	52:03.135
25	2	1:50.243	23.547	42.290	44.406	260.2	53:53.378
26	2	1:50.507	23.410	42.595	44.502	260.2	55:43.885
27	2	1:51.055	23.553	42.301	45.201	260.2	57:34.940
28	2	1:53.035	24.679	43.056	45.300	270.0	59:27.975
29	2	1:51.821	24.018	43.404	44.399	258.4	1:01:19.796
30	2	1:53.850 B	23.573	42.966	47.311	276.9	1:03:13.646
31	1	4:39.700	3:06.755	45.827	47.118	288.0	1:07:53.346
32	1	1:52.875	23.624	44.047	45.204	262.8	1:09:46.221
33	1	1:50.978	23.407	42.934	44.637	262.1	1:11:37.199
34	1	1:51.639	23.515	42.979	45.145	259.0	1:13:28.838
35	1	1:53.367	23.602	42.704	47.061	260.9	1:15:22.205
36	1	1:52.290	23.491	44.277	44.522	253.5	1:17:14.495
37	1	1:52.469	23.621	43.835	45.013	263.4	1:19:06.964
38	1	1:53.258	23.918	43.645	45.695	285.0	1:21:00.222
39	1	1:52.964	23.827	42.856	46.281	263.4	1:22:53.186
40	1	1:58.403 B	23.636	43.234	51.533	262.8	1:24:51.589

2 — Toyota Racing — Toyota TS 040 - Hybrid

1.Alexander WURZ 2.Stéphane SARRAZIN 3.Mike CONWAY — LMP1 - H

Lap	D	Time	Sector 1	Sector 2	Sector 3	T. Spd	Elapsed
1	2	2:08.499	36.481	45.648	46.370	276.9	2:08.499
2	2	1:53.681	24.523	43.831	45.327	257.8	4:02.180
3	2	1:54.233	23.575	44.294	46.364	255.3	5:56.413
4	2	1:53.116	23.935	43.277	45.904	261.5	7:49.529
5	2	1:52.934	23.497	43.384	46.053	254.7	9:42.463
6	2	1:53.924 B	23.732	43.245	46.947	255.3	11:36.387
7	2	5:26.717	3:56.996	43.568	46.153	263.4	17:03.104
8	2	1:50.892	23.572	43.049	44.271	254.7	18:53.996
9	2	1:53.104	23.783	44.433	44.888	264.1	20:47.100
10	2	1:53.563	23.682	43.609	46.272	253.5	22:40.663
11	2	1:53.800	23.747	44.887	45.166	265.4	24:34.463
12	2	1:51.817	23.434	43.950	44.433	264.7	26:26.280
13	2	1:51.354	23.541	43.319	44.494	256.5	28:17.634
14	2	1:51.018	23.498	43.070	44.450	259.6	30:08.652
15	2	1:52.470	23.775	42.864	45.831	259.0	32:01.122
16	2	1:54.189 B	23.878	42.890	47.421	285.0	33:55.311
17	1	3:00.808	1:30.622	43.676	46.510	267.3	36:56.119
18	1	1:51.682	24.070	42.998	44.614	257.8	38:47.801
19	1	2:26.526	23.859	43.022	1:19.645	265.4	41:14.327
20	1	2:37.930	58.783	54.245	44.902	277.6	43:52.257
21	1	1:52.619	24.285	42.957	45.377	269.3	45:44.876
22	1	1:50.513	23.683	42.712	44.118	264.1	47:35.389
23	1	1:51.504	23.882	42.779	44.843	260.9	49:26.893
24	1	1:53.673	24.401	44.333	44.939	274.8	51:20.566
25	1	1:50.576	23.357	43.173	44.046	266.7	53:11.142
26	1	1:52.146	23.427	43.960	44.759	273.4	55:03.288
27	1	1:51.079	23.510	42.807	44.762	268.0	56:54.367
28	1	1:51.548	23.518	43.732	44.298	270.7	58:45.915
29	1	1:51.027	23.883	42.964	44.180	266.7	1:00:36.942
30	1	1:55.047 B	23.579	42.822	48.646	283.5	1:02:31.989
31	1	7:34.253 B	5:52.037	55.134	47.082	281.2	1:10:06.242
32	3	3:07.397	1:37.839	44.441	45.117	281.2	1:13:13.639
33	3	1:51.852	23.930	43.249	44.673	267.3	1:15:05.491
34	3	1:52.079	23.499	43.569	45.011	271.4	1:16:57.570
35	3	1:56.477 B	24.426	44.548	47.503	293.5	1:18:54.047
36	3	7:40.549 B	6:11.835	42.665	46.049	289.5	1:26:34.596
37	3	2:39.912	1:11.684	42.533	45.695	289.5	1:29:14.508
38	3	1:50.224	23.719	42.679	43.826	259.6	1:31:04.732

4 — Team Bykolles — CLM P1/01 - AER

1.Simon TRUMMER 2.Pierre KAFFER — LMP1

Lap	D	Time	Sector 1	Sector 2	Sector 3	T. Spd	Elapsed
1	1	3:29.171	1:52.284	47.658	49.229	277.6	3:29.171
2	1	2:02.116	26.095	47.838	48.183	282.7	5:31.287
3	1	1:59.693	25.210	46.170	48.313	280.5	7:30.980
4	1	1:59.384	25.130	45.988	48.266	284.2	9:30.364
5	1	1:58.399	25.198	45.352	47.849	283.5	11:28.763
6	1	1:58.779	25.000	45.463	48.316	285.0	13:27.542
7	1	2:07.738 B	25.667	47.555	54.516	236.8	15:35.280
8	2	5:06.550	3:28.167	47.160	51.223	240.5	20:41.830
9	2	1:58.700	25.124	45.422	48.154	280.5	22:40.530
10	2	1:59.566	25.269	45.962	48.335	282.7	24:40.096
11	2	1:56.838	24.564	45.044	47.230	285.0	26:36.934
12	2	2:01.014 B	24.743	45.140	51.131	284.2	28:37.948
13	2	6:46.017	5:12.721	45.722	47.574	262.8	35:23.965
14	2	1:55.244	24.664	44.171	46.409	282.0	37:19.209
15	2	1:54.669	24.536	43.962	46.171	282.7	39:13.878
16	2	3:15.746 B	24.760	1:24.848	1:26.138	78.9	42:29.624
17	1	4:56.406 B	3:14.339	47.953	54.114	209.7	47:26.030
18	1	43:52.179	...	50.097	47.908	277.6	1:31:18.209

7 — Audi Sport Team Joest — Audi R18 e-tron quattro

1.Marcel FÄSSLER 2.André LOTTERER 3.Benoît TRÉLUYER — LMP1 - H

Lap	D	Time	Sector 1	Sector 2	Sector 3	T. Spd	Elapsed
1	2	2:25.017 B	39.750	50.605	54.662	215.1	2:25.017
2	2	6:24.228	4:54.216	43.749	46.263	255.9	8:49.245
3	2	1:48.961	23.040	42.161	43.760	288.0	10:38.206
4	2	1:49.454	22.854	42.060	44.540	294.3	12:27.660
5	2	1:48.883	23.568	41.586	43.729	283.5	14:16.543
6	2	1:49.448	22.938	41.711	44.799	287.2	16:05.991

FIA WORLD ENDURANCE CHAMPIONSHIP

6 HOURS OF CIRCUIT OF THE AMERICAS

TUDOR

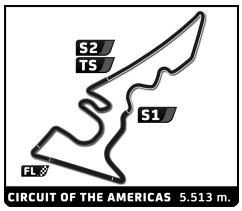

FIA WEC

6 Hours of Circuit of the Americas

Free Practice 2

Sector Analysis

Personal Best | Session Best | B Crossing the finish line in pit lane

Lap	D	Time	Sector 1	Sector 2	Sector 3	T. Spd	Elapsed
7	2	1:49.336	22.890	42.143	44.303	287.2	17:55.327
8	2	1:49.877	23.012	42.294	44.571	279.1	19:45.204
9	2	1:49.078	23.186	41.496	44.396	298.3	21:34.282
10	2	1:50.214	22.946	42.314	44.954	288.8	23:24.496
11	2	1:51.509	23.992	42.831	44.686	287.2	25:16.005
12	2	1:49.974	23.120	42.030	44.824	278.4	27:05.979
13	2	1:49.482	23.110	42.171	44.201	281.2	28:55.461
14	2	1:49.082	23.003	41.417	44.662	287.2	30:44.543
15	2	1:49.435	22.945	41.537	44.953	283.5	32:33.978
16	2	1:50.804 B	22.957	41.716	46.131	297.5	34:24.782
17	3	3:46.352	2:14.373	45.726	46.253	185.2	38:11.134
18	3	1:50.658	23.550	42.478	44.630	277.6	40:01.792
19	3	3:18.275	54.449	1:38.349	45.477	208.5	43:20.067
20	3	1:50.370	23.962	41.982	44.426	277.6	45:10.437
21	3	1:50.781	23.410	42.179	45.192	286.5	47:01.218
22	3	1:51.225	23.167	43.837	44.221	288.0	48:52.443
23	3	1:48.818	23.286	41.805	43.727	282.7	50:41.261
24	3	1:50.361	22.864	42.153	45.344	282.7	52:31.622
25	3	1:49.249	23.165	42.372	43.712	282.0	54:20.871
26	3	1:49.018	23.109	41.943	43.966	283.5	56:09.889
27	3	1:49.448	23.119	41.705	44.624	286.5	57:59.337
28	3	1:49.831	23.003	41.688	45.140	276.9	59:49.168
29	3	1:54.462 B	23.227	42.712	48.523	290.3	1:01:43.630
30	1	6:10.280	4:34.158	46.179	49.943	261.5	1:07:53.910
31	1	1:55.088	23.927	44.398	46.763	263.4	1:09:48.998
32	1	1:54.151	23.455	44.656	46.040	279.1	1:11:43.149
33	1	1:51.205	23.462	43.001	44.742	294.3	1:13:34.354
34	1	1:54.249	23.852	44.834	45.563	210.1	1:15:28.603
35	1	1:51.065	23.845	42.673	44.547	288.8	1:17:19.668
36	1	1:54.773 B	23.148	41.897	49.728	285.7	1:19:14.441
37	1	3:06.587	1:40.229	42.229	44.129	295.9	1:22:21.028
38	1	1:50.734	23.113	43.199	44.422	285.7	1:24:11.762
39	1	1:49.483	23.114	42.273	44.096	282.0	1:26:01.245
40	1	1:49.032	22.887	42.055	44.090	285.0	1:27:50.277
41	1	1:53.405	23.210	45.390	44.805	294.3	1:29:43.682
42	1	1:49.971	23.255	42.162	44.554	282.0	1:31:33.653

8 **Audi Sport Team Joest** — Audi R18 e-tron quattro
1.Lucas DI GRASSI 3.Oliver JARVIS — LMP1 - H
2.Loïc DUVAL

Lap	D	Time	Sector 1	Sector 2	Sector 3	T. Spd	Elapsed
1	2	14:28.458	...	45.456	49.565	266.0	14:28.458
2	2	1:54.802	24.505	44.025	46.272	269.3	16:23.260
3	2	1:53.734	24.206	43.759	45.769	297.5	18:16.994
4	2	1:53.647	23.825	43.529	46.293	299.2	20:10.641
5	2	1:55.881 B	23.248	43.580	49.053	290.3	22:06.522
6	3	3:16.571	1:41.369	46.684	48.518	220.9	25:23.093
7	3	1:53.422	24.195	44.157	45.070	278.4	27:16.515
8	3	1:51.951	23.397	42.389	46.165	265.4	29:08.466
9	3	1:55.106	24.489	44.832	45.785	296.7	31:03.572
10	3	2:07.819 B	27.175	48.385	52.259	200.7	33:11.391
11	1	4:44.798	3:12.602	45.142	47.054	289.5	37:56.189
12	1	1:51.557	23.496	42.773	45.288	291.9	39:47.746
13	1	3:13.778	37.196	1:41.426	55.156	79.2	43:01.524
14	1	1:58.622 B	23.880	46.303	48.439	211.4	45:00.146
15	1	6:08.118	4:39.673	43.129	45.316	285.7	51:08.264
16	1	1:48.677	23.022	41.138	44.517	280.5	52:56.941
17	1	1:47.737	22.934	41.128	43.675	279.8	54:44.678
18	1	1:49.690	23.219	42.707	43.764	286.5	56:34.368
19	1	1:47.684	22.808	41.319	43.557	282.0	58:22.052
20	1	1:49.195	23.363	41.998	43.834	288.8	1:00:11.247
21	1	1:57.164 B	23.317	46.610	47.237	242.2	1:02:08.411
22	3	5:52.734	4:22.091	44.869	45.774	256.5	1:08:01.145
23	3	1:52.009	23.650	43.374	44.985	283.5	1:09:53.154
24	3	1:53.581	25.404	42.853	45.324	286.5	1:11:46.735
25	3	1:49.307	23.300	41.879	44.128	290.3	1:13:36.042
26	3	1:51.532	23.392	43.360	44.780	248.8	1:15:27.574
27	3	1:51.552	23.580	42.914	45.058	279.8	1:17:19.126
28	3	2:13.483 B	26.760	47.186	59.537	212.2	1:19:32.609
29	2	3:29.418	1:59.914	43.540	45.964	292.7	1:23:02.027
30	2	2:27.925	27.822	58.011	1:02.092	170.1	1:25:29.952
31	2	2:24.271 B	31.675	53.844	58.752	174.5	1:27:54.223

12 **Rebellion Racing** — Rebellion R-One - AER
1.Nicolas PROST 3.Nick HEIDFELD — LMP1
2.Mathias BECHE

Lap	D	Time	Sector 1	Sector 2	Sector 3	T. Spd	Elapsed
1	3	16:45.680	...	47.172	49.360	266.0	16:45.680
2	3	2:05.196	24.643	45.396	55.157	282.7	18:50.876
3	3	2:02.183	24.873	46.838	50.472	228.3	20:53.059
4	3	1:58.184	24.317	44.259	49.608	293.5	22:51.243
5	3	1:55.989	24.294	44.231	47.464	298.3	24:47.232
6	3	1:56.473	24.743	44.198	47.532	296.7	26:43.705
7	3	1:58.896 B	24.317	45.184	49.395	295.1	28:42.601
8	1	4:16.662	2:41.542	46.504	48.616	288.0	32:59.263
9	1	1:57.375	24.900	44.981	47.494	293.5	34:56.638
10	1	1:58.822	24.959	45.987	47.876	288.0	36:55.460
11	1	1:59.162	25.954	45.504	47.704	285.7	38:54.622
12	1	3:22.859	24.652	1:32.224	1:25.983	79.6	42:17.481
13	1	2:11.043	36.177	47.067	47.799	291.9	44:28.524
14	1	1:57.594	24.512	44.829	48.253	288.0	46:26.118
15	1	2:01.760 B	24.820	45.010	51.930	257.1	48:27.878
16	2	4:15.803	2:40.556	46.118	49.129	262.1	52:43.681
17	2	1:58.464	24.848	45.372	48.244	294.3	54:42.145
18	2	1:58.364	24.728	45.448	48.188	298.3	56:40.509
19	2	2:03.213 B	24.784	46.249	52.180	294.3	58:43.722
20	2	6:05.393	4:30.189	47.284	47.920	272.7	1:04:49.115
21	2	1:55.218	24.443	44.011	46.764	294.3	1:06:44.333
22	2	1:55.581	24.429	43.764	47.388	293.5	1:08:39.914
23	2	1:54.934	24.091	43.733	47.110	295.1	1:10:34.848
24	2	1:57.271 B	24.034	44.054	49.183	295.9	1:12:32.119
25	3	4:24.905	2:47.576	46.414	50.915	285.7	1:16:57.024
26	3	2:04.847	24.747	46.463	53.637	276.9	1:19:01.871
27	3	1:57.558	24.719	45.307	47.532	269.3	1:20:59.429
28	3	1:58.639	25.188	44.448	49.003	288.8	1:22:58.068
29	3	1:54.809	24.274	43.890	46.645	295.1	1:24:52.877
30	3	1:54.928	24.250	43.996	46.682	295.9	1:26:47.805
31	3	1:54.624	24.186	44.001	46.437	295.9	1:28:42.429
32	3	1:54.418	24.250	43.789	46.379	296.7	1:30:36.847

13 **Rebellion Racing** — Rebellion R-One - AER
1.Alexandre IMPERATORI 3.Daniel ABT — LMP1
2.Dominik KRAIHAMER

Lap	D	Time	Sector 1	Sector 2	Sector 3	T. Spd	Elapsed
1	2	10:44.321	9:06.857	48.395	49.069	233.3	10:44.321
2	2	1:59.548	24.735	46.088	48.725	246.0	12:43.869
3	2	1:58.151	24.713	45.143	48.295	251.2	14:42.020
4	2	1:57.180	25.180	44.682	47.318	287.2	16:39.200
5	2	1:55.559	24.301	43.969	47.289	282.7	18:34.759
6	2	2:06.372 B	25.425	47.368	53.579	282.0	20:41.131

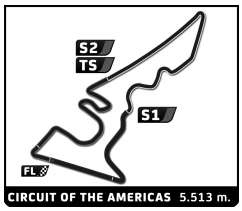

FIA WEC

6 Hours of Circuit of the Americas

Free Practice 2

Sector Analysis

Personal Best | Session Best | B Crossing the finish line in pit lane

Lap	D	Time	Sector 1	Sector 2	Sector 3	T. Spd	Elapsed
7	3	6:30.400	4:53.758	46.006	50.636	252.9	27:11.531
8	3	1:56.075	24.545	44.071	47.459	296.7	29:07.606
9	3	1:58.535	25.070	46.182	47.283	296.7	31:06.141
10	3	1:55.540	25.018	44.170	46.352	297.5	33:01.681
11	3	1:58.212	24.912	46.145	47.155	297.5	34:59.893
12	3	2:05.223 B	24.481	46.279	54.463	223.6	37:05.116
13	1	10:02.347	8:25.823	47.901	48.623	217.7	47:07.463
14	1	1:58.567	25.134	45.869	47.564	285.0	49:06.030
15	1	2:00.209	25.536	45.874	48.799	295.9	51:06.239
16	1	1:59.193	25.784	45.009	48.400	295.9	53:05.432
17	1	2:14.824	25.135	44.706	1:04.983	297.5	55:20.256
18	1	2:01.310 B	25.231	45.025	51.054	276.9	57:21.566
19	1	9:01.400	7:28.200	45.195	48.005	287.2	1:06:22.966
20	1	1:59.288	24.905	46.296	48.087	282.0	1:08:22.254
21	1	1:56.952	24.622	44.800	47.530	295.9	1:10:19.206
22	1	1:57.099	24.493	44.520	48.086	285.7	1:12:16.305
23	1	2:03.488 B	24.426	45.544	53.518	291.9	1:14:19.793
24	3	6:23.175	4:48.149	46.481	48.545	260.9	1:20:42.968
25	3	1:57.885	24.916	45.085	47.884	291.9	1:22:40.853
26	3	1:56.498	24.368	44.299	47.831	284.2	1:24:37.351
27	3	1:56.898	24.384	44.643	47.871	294.3	1:26:34.249
28	3	1:56.228	24.309	44.185	47.734	295.9	1:28:30.477
29	3	1:55.944	24.241	44.195	47.508	285.7	1:30:26.421

17 Porsche Team — Porsche 919 Hybrid

1.Timo BERNHARD, 2.Mark WEBBER, 3.Brendon HARTLEY — LMP1 - H

Lap	D	Time	Sector 1	Sector 2	Sector 3	T. Spd	Elapsed
1	1	2:52.869	1:14.017	46.572	52.280	210.5	2:52.869
2	1	1:53.097	23.996	42.539	46.562	252.3	4:45.966
3	1	1:54.449	23.987	44.858	45.604	272.7	6:40.415
4	1	1:52.353	23.209	42.395	46.749	266.7	8:32.768
5	1	1:54.073 B	23.665	42.064	48.344	290.3	10:26.841
6	2	4:51.192	3:20.496	41.833	48.863	284.2	15:18.033
7	2	1:50.489	23.780	41.881	44.828	269.3	17:08.522
8	2	1:48.654	23.312	41.096	44.246	269.3	18:57.176
9	2	1:54.056	23.622	42.665	47.769	247.7	20:51.232
10	2	1:49.725	22.977	41.363	45.385	272.0	22:40.957
11	2	1:50.220	22.948	42.058	45.214	274.8	24:31.177
12	2	1:50.610	23.308	42.311	44.991	272.7	26:21.787
13	2	1:48.819	23.104	41.706	44.009	275.5	28:10.606
14	2	1:47.970	23.137	40.925	43.908	279.1	29:58.576
15	2	1:51.309 B	23.185	41.618	46.506	282.7	31:49.885
16	3	6:20.792	4:51.038	43.060	46.694	268.0	38:10.677
17	3	1:53.782	24.387	42.244	47.151	284.2	40:04.459
18	3	3:19.249	57.794	1:35.442	46.013	221.8	43:23.708
19	3	1:49.092	23.303	41.306	44.483	272.0	45:12.800
20	3	1:50.279	23.532	41.730	45.017	275.5	47:03.079
21	3	1:53.079	24.149	43.206	45.724	289.5	48:56.158
22	3	1:51.288	22.975	42.940	45.373	288.0	50:47.446
23	3	1:49.841	23.196	42.142	44.503	276.2	52:37.287
24	3	1:51.841	23.852	42.396	45.593	279.8	54:29.128
25	3	1:52.242 B	23.005	42.265	46.972	273.4	56:21.370
26	1	6:10.457	4:40.721	44.791	44.945	271.4	1:02:31.827
27	1	1:50.904	23.438	42.042	45.424	272.7	1:04:22.731
28	1	1:50.651	23.633	41.232	45.786	279.1	1:06:13.382
29	1	1:48.604	23.474	41.115	44.015	276.2	1:08:01.986
30	1	1:51.526	23.477	43.153	44.896	270.7	1:09:53.512
31	1	1:51.777	24.011	42.141	45.625	269.3	1:11:45.289
32	1	1:49.572	23.191	41.344	45.037	280.5	1:13:34.861
33	1	1:52.306	23.588	43.537	45.181	251.2	1:15:27.167
34	1	1:48.598	23.513	40.905	44.180	276.9	1:17:15.765
35	1	1:50.011	23.232	42.060	44.719	288.8	1:19:05.776
36	1	1:49.642	24.015	41.421	44.206	277.6	1:20:55.418
37	1	1:48.736	23.121	40.901	44.714	276.2	1:22:44.154
38	1	1:48.275	23.453	41.007	43.815	278.4	1:24:32.429
39	1	1:50.167	23.329	41.620	45.218	279.8	1:26:22.596
40	1	1:47.442	23.067	40.585	43.790	272.7	1:28:10.038
41	1	1:50.124	23.411	41.890	44.823	288.0	1:30:00.162

18 Porsche Team — Porsche 919 Hybrid

1.Romain DUMAS, 2.Neel JANI, 3.Marc LIEB — LMP1 - H

Lap	D	Time	Sector 1	Sector 2	Sector 3	T. Spd	Elapsed
1	3	2:30.369	1:01.474	43.413	45.482	274.8	2:30.369
2	3	1:52.469	22.949	44.258	45.262	291.1	4:22.838
3	3	1:50.817	23.358	42.514	44.945	268.7	6:13.655
4	3	1:52.433	23.099	42.984	46.350	256.5	8:06.088
5	3	1:48.593	23.136	41.248	44.209	270.0	9:54.681
6	3	1:48.320	23.069	41.444	43.807	270.7	11:43.001
7	3	1:49.064	23.083	41.827	44.154	270.0	13:32.065
8	3	1:52.572	24.549	43.899	44.124	268.0	15:24.637
9	3	1:49.613	23.201	41.282	45.130	276.2	17:14.250
10	3	1:50.501 B	23.199	41.331	45.971	282.7	19:04.751
11	2	5:08.459	3:35.543	43.414	49.502	269.3	24:13.210
12	2	1:50.636	23.282	42.318	45.036	272.0	26:03.846
13	2	1:49.260	23.223	41.634	44.403	274.1	27:53.106
14	2	1:51.875	23.265	42.238	46.372	270.0	29:44.981
15	2	1:48.944	23.185	41.319	44.440	276.2	31:33.925
16	2	1:52.310	23.450	42.413	46.447	269.3	33:26.235
17	2	1:51.278	23.207	41.611	46.460	279.1	35:17.513
18	2	1:48.284	22.994	41.437	43.853	271.4	37:05.797
19	2	1:50.994	23.157	43.596	44.241	274.1	38:56.791
20	2	2:58.020 B	23.031	1:11.519	1:23.470	79.8	41:54.811
21	1	7:00.043	5:27.699	45.912	46.432	217.3	48:54.854
22	1	1:53.255	23.360	43.943	45.952	247.7	50:48.109
23	1	1:50.662	23.344	42.507	44.811	270.7	52:38.771
24	1	1:51.455	23.440	42.261	45.754	274.1	54:30.226
25	1	1:51.007	23.103	41.803	46.101	274.1	56:21.233
26	1	1:48.268	23.063	41.162	44.043	272.7	58:09.501
27	1	1:49.546	23.160	41.499	44.887	273.4	59:59.047
28	1	1:50.052	23.360	41.922	44.770	270.7	1:01:49.099
29	1	1:48.696	23.145	40.928	44.623	282.7	1:03:37.795
30	1	1:51.931	23.213	42.634	46.084	277.6	1:05:29.726
31	1	1:54.783 B	23.163	42.598	49.022	284.2	1:07:24.509
32	1	3:03.523	1:35.267	42.983	45.273	286.5	1:10:28.032
33	1	1:50.314	23.173	41.312	45.829	270.0	1:12:18.346
34	1	1:53.008	23.069	43.010	46.929	276.2	1:14:11.354
35	1	1:50.470	23.330	41.388	45.752	272.0	1:16:01.824
36	1	1:55.280	23.138	46.522	45.620	286.5	1:17:57.104
37	1	1:51.041	23.066	41.587	46.388	272.0	1:19:48.145
38	1	1:51.197	23.298	41.186	46.713	269.3	1:21:39.342
39	1	1:49.471	23.184	41.566	44.721	270.0	1:23:28.813
40	1	1:54.678	25.020	43.731	45.927	285.7	1:25:23.491
41	1	1:51.640	23.379	41.189	47.072	255.9	1:27:15.131
42	1	1:50.779	23.638	42.646	44.495	275.5	1:29:05.910
43	1	1:50.783	23.681	42.586	44.516	269.3	1:30:56.693

FIA WORLD ENDURANCE CHAMPIONSHIP

6 HOURS OF CIRCUIT OF THE AMERICAS

TUDOR

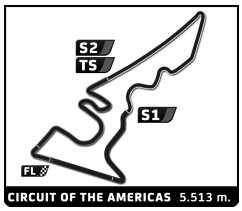

FIA WEC

6 Hours of Circuit of the Americas

Free Practice 2

Sector Analysis

Personal Best | Session Best | B Crossing the finish line in pit lane

26 — G-Drive Racing — Ligier JS P2 - Nissan — LMP2

1.Roman RUSINOV 2.Julien CANAL 3.Sam BIRD

Lap	D	Time	Sector 1	Sector 2	Sector 3	T. Spd	Elapsed
1	2	2:26.010	48.327	48.763	48.920	254.1	2:26.010
2	2	2:04.635	26.320	48.503	49.812	257.8	4:30.645
3	2	2:01.620	26.198	47.310	48.112	259.0	6:32.265
4	2	2:04.625	25.941	47.943	50.741	254.1	8:36.890
5	2	2:00.380	26.043	46.526	47.811	257.8	10:37.270
6	2	2:07.677 B	26.011	47.074	54.592	259.6	12:44.947
7	3	4:38.881	3:03.915	47.209	47.757	257.1	17:23.828
8	3	2:02.760	26.841	48.219	47.700	256.5	19:26.588
9	3	1:58.915	25.831	45.963	47.121	259.0	21:25.503
10	3	2:00.974	26.015	47.049	47.910	262.1	23:26.477
11	3	2:02.575 B	25.761	45.788	51.026	261.5	25:29.052
12	1	5:10.140	3:34.761	47.342	48.037	259.6	30:39.192
13	1	2:00.601	25.950	46.733	47.918	260.2	32:39.793
14	1	2:01.263	26.481	46.952	47.830	259.6	34:41.056
15	1	2:00.846	26.071	46.981	47.794	259.6	36:41.902
16	1	1:59.346	25.916	46.178	47.252	262.8	38:41.248
17	1	2:34.897 B	25.670	48.887	1:20.340	260.2	41:16.145
18	3	27:53.008	...	46.798	48.798	255.9	1:09:09.153
19	3	1:59.213	26.044	46.080	47.089	259.6	1:11:08.366
20	3	1:58.248	25.656	45.704	46.888	261.5	1:13:06.614
21	3	2:01.156	25.617	46.971	48.568	262.1	1:15:07.770
22	3	2:03.258 B	25.466	45.845	51.947	262.1	1:17:11.028
23	3	3:51.766	2:13.370	46.233	52.163	248.3	1:21:02.794
24	3	1:55.892	25.379	44.615	45.898	260.9	1:22:58.686
25	3	1:56.361	25.164	44.345	46.852	263.4	1:24:55.047
26	3	1:55.874	25.297	44.426	46.151	262.8	1:26:50.921
27	3	1:57.890 B	25.320	44.759	47.811	263.4	1:28:48.811

28 — G-Drive Racing — Ligier JS P2 - Nissan — LMP2

1.Gustavo YACAMAN 2.Luis Felipe DERANI 3.Ricardo GONZALEZ

Lap	D	Time	Sector 1	Sector 2	Sector 3	T. Spd	Elapsed
1	2	2:39.186	58.230	50.589	50.367	255.9	2:39.186
2	2	2:03.059	26.686	47.520	48.853	255.3	4:42.245
3	2	2:06.670	27.357	50.090	49.223	256.5	6:48.915
4	2	2:02.392	26.215	46.684	49.493	256.5	8:51.307
5	2	2:01.360	26.317	46.814	48.229	257.1	10:52.667
6	2	2:06.905 B	26.692	48.841	51.372	262.8	12:59.572
7	2	7:55.512	6:15.547	49.533	50.432	258.4	20:55.084
8	2	2:06.541	28.084	49.066	49.391	257.1	23:01.625
9	2	2:02.081	26.197	47.037	48.847	254.1	25:03.706
10	2	2:10.590 B	26.112	47.528	56.950	258.4	27:14.296
11	1	7:09.927	5:21.374	48.179	1:00.374	223.1	34:24.223
12	1	1:59.187	26.103	45.776	47.308	254.1	36:23.410
13	1	1:59.527	26.523	46.150	46.854	257.1	38:22.937
14	1	2:23.540 B	25.761	46.282	1:11.497	255.3	40:46.477
15	1	6:39.669	5:04.040	47.833	47.796	257.8	47:26.146
16	1	1:59.148	26.108	45.989	47.051	259.6	49:25.294
17	1	1:59.549	25.669	46.489	47.391	255.9	51:24.843
18	1	1:58.264	25.826	45.478	46.960	258.4	53:23.107
19	1	2:00.052	26.365	45.915	47.772	264.7	55:23.159
20	1	1:58.341	25.815	45.136	47.390	259.0	57:21.500
21	1	1:58.563	25.733	46.252	46.578	258.4	59:20.063
22	1	2:01.299 B	25.651	45.452	50.196	259.0	1:01:21.362
23	3	7:25.818	5:50.583	46.995	48.240	256.5	1:08:47.180
24	3	2:01.032	25.959	46.474	48.599	256.5	1:10:48.212
25	3	2:00.643	26.082	46.651	47.910	257.1	1:12:48.855
26	3	2:00.520	26.051	46.596	47.873	256.5	1:14:49.375
27	3	2:01.842	26.130	48.280	47.432	257.1	1:16:51.217
28	3	2:05.280 B	26.117	46.152	53.011	262.8	1:18:56.497
29	3	4:39.268	3:04.240	46.998	48.030	257.8	1:23:35.765
30	3	2:01.385	26.071	46.416	48.898	262.1	1:25:37.150
31	3	2:02.332	26.058	47.581	48.693	265.4	1:27:39.482
32	3	2:22.515	26.003	1:08.276	48.236	260.2	1:30:01.997

30 — Extreme Speed Motorsports — Ligier JS P2 - HPD — LMP2

1.Scott SHARP 2.Ryan DALZIEL 3.David HEINEMEIER HANSSON

Lap	D	Time	Sector 1	Sector 2	Sector 3	T. Spd	Elapsed
1	2	4:16.572	2:38.965	48.178	49.429	221.3	4:16.572
2	2	2:03.853	26.269	48.656	48.928	252.3	6:20.425
3	2	2:02.262	26.015	47.602	48.645	261.5	8:22.687
4	2	2:00.162	25.992	46.752	47.418	261.5	10:22.849
5	2	2:07.109 B	26.022	48.724	52.363	260.9	12:29.958
6	1	5:36.259	3:56.532	48.183	51.544	237.9	18:06.217
7	1	2:03.854	27.156	46.701	49.997	237.9	20:10.071
8	1	2:06.757 B	26.414	46.684	53.659	259.0	22:16.828
9	1	5:09.783	3:33.258	48.345	48.180	260.2	27:26.611
10	1	2:02.432	26.038	45.954	50.440	260.9	29:29.043
11	1	2:00.948	26.181	46.966	47.801	262.8	31:29.991
12	1	1:59.279	25.765	45.916	47.598	262.8	33:29.270
13	1	2:01.407	26.736	46.645	48.026	262.8	35:30.677
14	1	1:58.553	25.715	45.703	47.135	260.2	37:29.230
15	1	1:59.424	26.067	45.602	47.755	262.1	39:28.654
16	1	3:24.389 B	25.953	1:37.673	1:20.763	79.9	42:53.043
17	3	6:35.587	4:57.119	49.284	49.184	246.0	49:28.630
18	3	2:02.269	26.442	46.536	49.291	250.0	51:30.899
19	3	2:00.541	26.170	45.645	48.726	253.5	53:31.440
20	3	2:00.620	26.147	47.361	47.112	259.6	55:32.060
21	3	2:01.150	26.399	47.251	47.500	259.0	57:33.210
22	3	2:01.658	27.393	47.348	46.917	259.0	59:34.868
23	3	2:00.803	26.041	46.902	47.860	261.5	1:01:35.671
24	3	1:58.918	26.010	45.924	46.984	260.9	1:03:34.589
25	3	2:00.094	25.922	45.939	48.233	261.5	1:05:34.683
26	3	2:03.591 B	25.846	48.096	49.649	258.4	1:07:38.274
27	3	6:47.912	5:12.814	46.971	48.127	256.5	1:14:26.186
28	3	1:59.587	26.404	46.193	46.990	258.4	1:16:25.773
29	3	1:59.211	25.892	46.208	47.111	259.6	1:18:24.984
30	3	1:59.309	26.545	45.874	46.890	259.0	1:20:24.293
31	3	2:00.464	26.033	47.004	47.427	260.2	1:22:24.757
32	3	1:59.922	26.179	46.084	47.659	260.2	1:24:24.679
33	3	2:01.474	25.981	45.860	49.633	259.0	1:26:26.153
34	3	1:59.302	26.000	46.159	47.143	259.6	1:28:25.455
35	3	1:59.525	26.110	46.067	47.348	260.9	1:30:24.980

31 — Extreme Speed Motorsports — Ligier JS P2 - HPD — LMP2

1.Ed BROWN 2.Johannes VAN OVERBEEK 3.Jonathon FOGARTY

Lap	D	Time	Sector 1	Sector 2	Sector 3	T. Spd	Elapsed
1	1	4:40.802	2:40.923	58.012	1:01.867	189.8	4:40.802
2	1	2:16.457	28.603	54.279	53.575	201.9	6:57.259
3	1	2:10.589	28.005	50.723	51.861	257.1	9:07.848
4	1	2:09.501	27.516	50.035	51.950	237.4	11:17.349
5	1	2:18.732 B	28.054	50.480	1:00.198	235.8	13:36.081
6	3	6:10.785	4:30.235	50.670	49.880	258.4	19:46.866
7	3	2:03.397	26.612	47.330	49.455	260.9	21:50.263
8	3	2:00.610	25.977	47.359	47.274	261.5	23:50.873

FIA WORLD ENDURANCE CHAMPIONSHIP

6 HOURS OF CIRCUIT OF THE AMERICAS

TUDOR

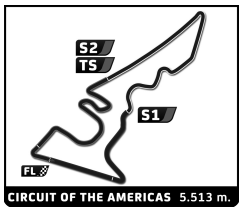

FIA WEC

6 Hours of Circuit of the Americas

Free Practice 2

Sector Analysis

Personal Best | Session Best | B Crossing the finish line in pit lane

Lap	D	Time	Sector 1	Sector 2	Sector 3	T. Spd	Elapsed
9	3	1:59.686	25.965	46.673	47.048	260.9	25:50.559
10	3	2:02.529 B	25.804	46.364	50.361	260.9	27:53.088
11	2	4:10.173	2:32.786	48.031	49.356	260.2	32:03.261
12	2	2:01.723	27.053	46.951	47.719	261.5	34:04.984
13	2	2:00.217	25.958	45.896	48.363	261.5	36:05.201
14	2	2:00.712	26.023	45.677	49.012	262.1	38:05.913
15	2	2:03.971	25.890	45.851	52.230	260.2	40:09.884
16	2	3:22.986	59.081	1:32.469	51.436	215.6	43:32.870
17	2	2:01.597	26.792	47.093	47.712	260.9	45:34.467
18	2	1:59.083	26.040	45.886	47.157	260.2	47:33.550
19	2	2:01.463	26.584	46.589	48.290	262.8	49:35.013
20	2	2:02.307	27.275	47.116	47.916	260.2	51:37.320
21	2	2:06.659 B	26.208	46.661	53.790	264.1	53:43.979
22	2	2:43.533 B	1:03.342	46.633	53.558	262.1	56:27.512
23	3	6:41.575	5:06.102	47.609	47.864	259.0	1:03:09.087
24	3	2:02.399	26.738	48.134	47.527	260.2	1:05:11.486
25	3	2:01.692	26.144	46.601	48.947	260.2	1:07:13.178
26	3	2:00.229	26.095	46.471	47.663	261.5	1:09:13.407
27	3	1:59.511	26.157	46.289	47.065	260.2	1:11:12.918
28	3	1:58.992	25.888	46.000	47.104	260.9	1:13:11.910
29	3	2:00.331	26.207	46.558	47.566	259.6	1:15:12.241
30	3	1:59.110	25.846	46.129	47.135	260.2	1:17:11.351
31	3	2:02.495	25.943	47.264	49.288	254.1	1:19:13.846
32	3	2:02.171	25.933	46.723	49.515	261.5	1:21:16.017
33	3	2:00.149	26.039	46.175	47.935	262.1	1:23:16.166
34	3	1:59.355	25.801	46.233	47.321	260.2	1:25:15.521
35	3	1:59.669	26.083	46.040	47.546	260.9	1:27:15.190
36	3	2:01.111	25.813	46.872	48.426	262.1	1:29:16.301
37	3	2:03.169	25.942	48.149	49.078	257.8	1:31:19.470

36 **Signatech Alpine** — Alpine A450b - Nissan — LMP2

1.Nelson PANCIATICI
2.Paul Loup CHATIN
3.Vincent CAPILLAIRE

Lap	D	Time	Sector 1	Sector 2	Sector 3	T. Spd	Elapsed
1	3	3:08.453	1:26.715	49.913	51.825	246.6	3:08.453
2	3	2:05.182	26.693	48.598	49.891	258.4	5:13.635
3	3	2:05.034	26.679	48.709	49.646	259.0	7:18.669
4	3	2:04.843	26.781	48.275	49.787	259.0	9:23.512
5	3	2:07.413 B	26.436	48.267	52.710	258.4	11:30.925
6	3	4:01.746	2:24.968	48.246	48.532	259.0	15:32.671
7	3	2:00.206	25.986	46.488	47.732	259.0	17:32.877
8	3	2:01.645	25.795	46.322	49.528	260.2	19:34.522
9	3	1:59.754	25.858	46.012	47.884	259.0	21:34.276
10	3	1:59.415	25.818	46.119	47.478	259.0	23:33.691
11	3	2:01.381	26.703	46.377	48.301	260.9	25:35.072
12	3	2:01.524	25.822	47.984	47.718	260.2	27:36.596
13	3	2:01.718	26.154	48.119	47.445	259.6	29:38.314
14	3	1:59.841	26.036	46.220	47.585	260.9	31:38.155
15	3	2:06.331 B	25.757	48.303	52.271	255.3	33:44.486
16	2	3:58.370	2:18.729	49.982	49.659	236.8	37:42.856
17	2	1:59.024	25.787	46.386	46.851	257.8	39:41.880
18	2	3:18.877	39.369	1:41.053	58.455	80.4	43:00.757
19	2	2:00.879	26.028	46.178	48.673	255.9	45:01.636
20	2	1:59.442	25.577	45.893	47.972	261.5	47:01.078
21	2	1:59.484	25.838	46.193	47.453	260.9	49:00.562
22	2	1:57.943	25.481	45.871	46.591	260.9	50:58.505
23	2	1:58.371	25.690	46.319	46.362	259.6	52:56.876
24	2	1:57.566	25.424	45.751	46.391	259.6	54:54.442
25	2	1:59.803	25.797	46.538	47.468	260.9	56:54.245
26	2	1:58.536	25.629	45.517	47.390	260.9	58:52.781
27	2	1:57.869	25.453	45.686	46.730	262.8	1:00:50.650
28	2	1:58.439	25.792	45.664	46.983	263.4	1:02:49.089
29	2	1:59.692 B	25.698	45.993	48.001	260.2	1:04:48.781
30	1	3:50.657	2:15.259	46.890	48.508	243.2	1:08:39.438
31	1	1:59.924	26.097	46.059	47.768	259.6	1:10:39.362
32	1	1:59.872	25.961	46.358	47.553	259.0	1:12:39.234
33	1	1:58.786	25.867	45.889	47.030	259.0	1:14:38.020
34	1	1:58.549	25.700	45.941	46.908	259.6	1:16:36.569
35	1	1:58.272	25.690	45.772	46.810	258.4	1:18:34.841
36	1	1:58.659	25.626	45.982	47.051	259.6	1:20:33.500
37	1	1:58.401	25.662	45.730	47.009	259.6	1:22:31.901
38	1	1:58.707	25.705	45.812	47.190	259.6	1:24:30.608
39	1	1:58.971	25.810	46.183	46.978	259.6	1:26:29.579
40	1	2:05.164 B	25.653	45.911	53.600	252.9	1:28:34.743

42 **Strakka Racing** — Gibson 015S - Nissan — LMP2

1.Nick LEVENTIS
2.Danny WATTS
3.Jonny KANE

Lap	D	Time	Sector 1	Sector 2	Sector 3	T. Spd	Elapsed
1	1	4:11.527	2:20.541	55.199	55.787	199.3	4:11.527
2	1	2:07.152	26.981	50.075	50.096	258.4	6:18.679
3	1	2:07.642	26.276	51.473	49.893	260.2	8:26.321
4	1	2:05.083	26.259	48.353	50.471	262.8	10:31.404
5	1	2:03.361	26.638	47.792	48.931	260.9	12:34.765
6	1	2:04.811	26.454	48.403	49.954	264.1	14:39.576
7	1	2:14.795 B	28.420	48.685	57.690	237.4	16:54.371
8	3	4:23.675	2:45.266	48.667	49.742	249.4	21:18.046
9	3	2:03.415	26.461	47.639	49.315	255.9	23:21.461
10	3	2:05.098	26.818	48.793	49.487	261.5	25:26.559
11	3	2:00.716	26.343	46.878	47.495	261.5	27:27.275
12	3	2:01.073	26.036	46.259	48.778	262.8	29:28.348
13	3	2:00.713	25.847	47.433	47.433	260.2	31:29.061
14	3	1:59.773	25.812	46.298	47.663	261.5	33:28.834
15	3	2:05.286	27.648	48.424	49.214	261.5	35:34.120
16	3	2:03.521	27.902	46.714	48.905	262.1	37:37.641
17	3	1:59.775	26.112	46.181	47.482	260.9	39:37.416
18	3	3:16.141	28.757	1:42.667	1:04.717	79.0	42:53.557
19	3	2:01.873	27.020	46.404	48.449	260.2	44:55.430
20	3	1:59.721	25.791	46.239	47.691	260.9	46:55.151
21	3	2:02.743	26.154	47.688	48.901	246.6	48:57.894
22	3	1:59.955	25.605	46.123	48.227	261.5	50:57.849
23	3	2:01.246	25.668	47.167	48.411	250.6	52:59.095
24	3	2:03.152 B	25.854	46.339	50.959	260.2	55:02.247
25	2	4:20.921	2:43.738	48.392	48.791	259.6	59:23.168
26	2	2:00.772	26.579	46.942	47.251	259.6	1:01:23.940
27	2	1:59.352	26.098	46.049	47.205	259.0	1:03:23.292
28	2	2:02.196	27.429	47.576	47.191	259.0	1:05:25.488
29	2	2:01.025	25.943	46.494	48.588	260.2	1:07:26.513
30	2	2:00.761	27.028	46.217	47.516	260.2	1:09:27.274
31	2	2:01.432	26.693	46.950	47.789	260.2	1:11:28.706
32	2	1:59.378	26.025	46.327	47.026	260.2	1:13:28.084
33	2	1:59.051	25.914	46.264	46.873	260.2	1:15:27.135
34	2	2:01.165	26.570	46.378	48.217	262.1	1:17:28.300
35	2	1:58.484	25.684	45.758	47.042	260.2	1:19:26.784
36	2	1:58.271	25.730	45.663	46.878	260.2	1:21:25.055
37	2	2:01.950	25.954	45.769	50.227	260.2	1:23:27.005
38	2	2:01.937	26.582	46.381	48.974	263.4	1:25:28.942
39	2	2:00.003	26.219	46.183	47.601	260.2	1:27:28.945

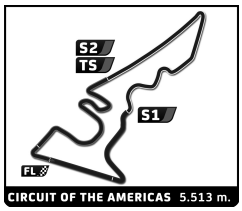

FIA WEC

6 Hours of Circuit of the Americas

Free Practice 2

Sector Analysis

Personal Best | Session Best | B Crossing the finish line in pit lane

Lap	D	Time	Sector 1	Sector 2	Sector 3	T. Spd	Elapsed
40	2	1:57.877	25.776	45.446	46.655	260.2	1:29:26.822
41	2	1:58.741	25.542	45.468	47.731	260.2	1:31:25.563

43 Team Sard Morand — Morgan Evo - SARD — LMP2
1.Pierre RAGUES 2.Oliver WEBB 3.Archie HAMILTON

Lap	D	Time	Sector 1	Sector 2	Sector 3	T. Spd	Elapsed
1	3	3:19.865	1:37.465	51.721	50.679	248.8	3:19.865
2	3	2:04.211	26.782	48.113	49.316	255.9	5:24.076
3	3	2:01.961	26.354	47.252	48.355	257.8	7:26.037
4	3	2:04.273 B	25.996	47.243	51.034	257.8	9:30.310
5	3	4:08.479	2:32.322	48.613	47.544	257.1	13:38.789
6	3	2:00.297	25.941	46.330	48.026	257.1	15:39.086
7	3	1:59.353	25.978	46.463	46.912	259.0	17:38.439
8	3	2:00.471	25.794	46.382	48.295	259.0	19:38.910
9	3	2:04.980 B	25.954	48.398	50.628	257.8	21:43.890
10	3	5:38.371	4:01.582	48.883	47.906	257.1	27:22.261
11	3	2:02.626	26.115	47.860	48.651	258.4	29:24.887
12	3	1:59.875	25.961	46.917	46.997	257.1	31:24.762
13	3	2:06.176 B	25.759	46.867	53.550	259.0	33:30.938
14	2	5:51.175	4:14.248	48.494	48.433	243.2	39:22.113
15	2	3:21.322	26.157	1:31.665	1:23.500	79.8	42:43.435
16	2	2:00.582	26.355	46.765	47.462	255.9	44:44.017
17	2	1:58.524	25.914	45.773	46.837	257.1	46:42.541
18	2	2:05.205 B	26.445	48.548	50.212	251.7	48:47.746
19	2	5:12.665	3:31.255	51.135	50.275	197.8	54:00.411
20	2	2:00.011	26.386	46.155	47.470	257.1	56:00.422
21	2	1:58.262	25.809	45.555	46.898	260.2	57:58.684
22	2	1:58.353	25.845	45.568	46.940	257.8	59:57.037
23	2	2:04.638 B	26.156	46.420	52.062	250.0	1:02:01.675
24	1	3:44.947	2:07.624	48.539	48.784	252.9	1:05:46.622
25	1	2:03.336	26.735	47.784	48.817	255.3	1:07:49.958
26	1	2:03.635	26.427	48.440	48.768	257.1	1:09:53.593
27	1	2:02.237	26.221	47.913	48.103	255.3	1:11:55.830
28	1	2:01.838	26.058	46.867	48.913	256.5	1:13:57.668
29	1	2:00.901	26.147	46.744	48.010	257.1	1:15:58.569
30	1	2:05.254 B	25.982	49.914	49.358	257.8	1:18:03.823
31	1	5:23.947	3:48.414	47.089	48.444	255.9	1:23:27.770
32	1	2:02.491	27.167	46.912	48.412	255.9	1:25:30.261
33	1	2:03.189	26.329	48.595	48.265	254.7	1:27:33.450
34	1	2:00.367	26.191	46.680	47.496	255.3	1:29:33.817
35	1	2:00.131	25.855	46.571	47.705	255.3	1:31:33.948

47 KCMG — Oreca 05 - Nissan — LMP2
1.Matthew HOWSON 2.Richard BRADLEY 3.Nicolas LAPIERRE

Lap	D	Time	Sector 1	Sector 2	Sector 3	T. Spd	Elapsed
1	1	3:26.067	1:46.786	48.895	50.386	264.1	3:26.067
2	1	2:16.919 B	28.843	52.312	55.764	254.7	5:42.986
3	1	6:20.438	4:43.422	47.759	49.257	260.2	12:03.424
4	1	2:02.133	26.061	47.074	48.998	266.0	14:05.557
5	1	2:00.426	25.904	46.205	48.317	267.3	16:05.983
6	1	2:00.402	25.596	46.306	48.500	266.7	18:06.385
7	1	2:00.088	25.884	46.317	47.887	266.7	20:06.473
8	1	2:00.539	25.532	47.094	47.913	267.3	22:07.012
9	1	1:59.095	25.483	46.002	47.610	266.7	24:06.107
10	1	2:09.331 B	26.380	48.662	54.289	262.8	26:15.438
11	3	6:14.601	4:20.015	1:00.887	53.699	200.7	32:30.039
12	3	1:56.324	25.687	44.477	46.160	267.3	34:26.363
13	3	1:56.372	25.188	44.502	46.682	270.0	36:22.735
14	3	7:33.925 B	25.430	5:34.023	1:34.472	72.5	43:56.660
15	2	17:43.822	...	56.975	51.745	203.4	1:01:40.482
16	2	2:01.388	26.095	46.983	48.310	251.2	1:03:41.870
17	2	2:00.484	26.296	46.627	47.561	261.5	1:05:42.354
18	2	2:00.471	26.315	46.354	47.802	266.0	1:07:42.825
19	2	1:58.826	25.580	45.853	47.393	267.3	1:09:41.651
20	2	2:03.457 B	25.561	46.199	51.697	257.8	1:11:45.108
21	3	5:18.069	3:42.919	47.017	48.133	255.9	1:17:03.177
22	3	2:01.240	26.004	46.722	48.514	266.7	1:19:04.417
23	3	2:00.104	26.125	46.139	47.840	267.3	1:21:04.521
24	3	1:59.946	25.624	45.939	48.383	266.7	1:23:04.467
25	3	1:59.719	25.895	46.294	47.530	268.0	1:25:04.186
26	3	1:59.896	25.500	46.498	47.898	267.3	1:27:04.082
27	3	1:58.990	25.680	45.837	47.473	268.0	1:29:03.072
28	3	1:59.310	25.708	45.935	47.667	268.0	1:31:02.382

50 Larbre Competition — Chevrolet Corvette C7 — LMGTE Am
1.Gianluca RODA 2.Paolo RUBERTI 3.Kristian POULSEN

Lap	D	Time	Sector 1	Sector 2	Sector 3	T. Spd	Elapsed
1	2	4:12.443	2:24.209	54.039	54.195	226.9	4:12.443
2	2	2:13.766	28.427	50.499	54.840	242.7	6:26.209
3	2	2:11.536	28.155	50.421	52.960	239.5	8:37.745
4	2	2:09.534	27.902	49.911	51.721	234.3	10:47.279
5	2	2:25.398 B	31.768	53.800	59.830	189.1	13:12.677
6	2	8:10.476	6:23.953	54.167	52.356	240.5	21:23.153
7	2	2:37.609	27.902	1:15.908	53.799	248.8	24:00.762
8	2	2:09.344	27.879	50.165	51.300	248.8	26:10.106
9	2	2:16.160 B	27.718	51.056	57.386	238.4	28:26.266
10	2	6:27.209	4:45.101	50.521	51.587	247.1	34:53.475
11	2	3:11.000 B	27.779	1:23.001	1:20.220	88.7	38:04.475
12	1	21:57.088	...	58.176	58.251	181.8	1:00:01.563
13	1	2:22.398 B	29.586	53.503	59.309	231.8	1:02:23.961
14	1	3:16.395	1:29.390	52.233	54.772	228.8	1:05:40.356
15	1	2:14.772	29.373	51.423	53.976	244.9	1:07:55.128
16	1	2:13.437	28.395	52.239	52.803	247.7	1:10:08.565
17	1	2:16.638 B	28.344	50.711	57.583	241.1	1:12:25.203
18	3	5:13.150	3:19.843	58.025	55.282	192.9	1:17:38.353
19	3	2:15.398	28.812	52.196	54.390	187.2	1:19:53.751
20	3	2:13.920	28.848	52.173	52.899	236.8	1:22:07.671
21	3	2:16.305	28.969	53.276	54.060	222.2	1:24:23.976
22	3	2:27.811 B	30.307	55.712	1:01.792	185.6	1:26:51.787

51 AF Corse — Ferrari F458 Italia — LMGTE Pro
1.Gianmaria BRUNI 2.Toni VILANDER

Lap	D	Time	Sector 1	Sector 2	Sector 3	T. Spd	Elapsed
1	1	14:09.009	...	52.731	52.096	215.6	14:09.009
2	1	2:09.595	27.708	49.860	52.027	248.8	16:18.604
3	1	2:09.733	27.749	49.920	52.064	245.5	18:28.337
4	1	2:08.363	27.458	49.873	51.032	257.1	20:36.700
5	1	2:07.465	27.463	49.120	50.882	258.4	22:44.165
6	1	2:06.712	27.196	48.916	50.600	257.1	24:50.877
7	1	2:10.354	28.265	50.648	51.441	252.9	27:01.231
8	1	2:08.684	27.380	49.083	52.221	257.8	29:09.915
9	1	2:08.109	27.396	49.274	51.439	258.4	31:18.024
10	1	2:07.872	27.551	49.058	51.263	256.5	33:25.896
11	1	2:12.143 B	27.304	49.056	55.783	257.8	35:38.039
12	1	5:07.427	3:02.760	51.739	1:12.928	246.0	40:45.466
13	1	3:03.620	59.050	1:12.758	51.812	250.0	43:49.086
14	1	2:09.246	28.626	49.589	51.031	257.1	45:58.332
15	1	2:07.292	27.367	49.154	50.771	258.4	48:05.624

FIA WORLD ENDURANCE CHAMPIONSHIP

6 HOURS OF CIRCUIT OF THE AMERICAS

TUDOR

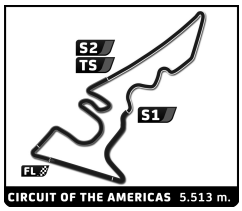

FIA WEC

6 Hours of Circuit of the Americas

Free Practice 2

Sector Analysis

Personal Best | Session Best | B Crossing the finish line in pit lane

Lap	D	Time	Sector 1	Sector 2	Sector 3	T. Spd	Elapsed
16	1	2:11.976 B	27.323	49.222	55.431	256.5	50:17.600
17	1	4:17.361	2:34.887	49.857	52.617	254.1	54:34.961
18	1	2:08.153	27.181	48.836	52.136	257.1	56:43.114
19	1	2:11.163	27.367	49.157	54.639	257.8	58:54.277
20	1	2:07.312	27.396	48.847	51.069	257.8	1:01:01.589
21	1	2:06.652	27.171	48.949	50.532	258.4	1:03:08.241
22	1	2:11.798	28.427	49.551	53.820	246.0	1:05:20.039
23	1	2:11.409 B	27.398	49.137	54.874	257.8	1:07:31.448
24	2	3:55.081	2:09.936	52.064	53.081	190.1	1:11:26.529
25	2	2:14.940	27.615	52.561	54.764	247.1	1:13:41.469
26	2	2:09.116	27.682	49.959	51.475	255.9	1:15:50.585
27	2	2:07.805	27.299	49.286	51.220	255.3	1:17:58.390
28	2	2:08.054	27.290	49.723	51.041	256.5	1:20:06.444
29	2	2:08.419	27.240	49.873	51.306	256.5	1:22:14.863
30	2	2:12.498 B	27.347	50.449	54.702	246.6	1:24:27.361
31	2	3:17.241	1:34.921	51.049	51.271	255.3	1:27:44.602
32	2	2:10.243	27.354	51.669	51.220	257.1	1:29:54.845
33	2	2:07.705	27.223	49.457	51.025	256.5	1:32:02.550

71 — AF Corse — Ferrari F458 Italia — LMGTE Pro

1.Davide RIGON
2.James CALADO

Lap	D	Time	Sector 1	Sector 2	Sector 3	T. Spd	Elapsed
1	1	3:57.277	2:10.903	54.328	52.046	176.5	3:57.277
2	1	2:08.242	27.646	49.501	51.095	252.3	6:05.519
3	1	2:07.712	27.566	49.500	50.646	252.9	8:13.231
4	1	2:07.277	27.322	49.241	50.714	254.1	10:20.508
5	1	2:10.838	27.409	49.870	53.559	248.8	12:31.346
6	1	2:09.016 B	27.215	48.842	52.959	254.7	14:40.362
7	1	4:12.789	2:28.808	50.987	52.994	246.0	18:53.151
8	1	2:06.154	27.295	48.802	50.057	252.9	20:59.305
9	1	2:07.528	27.179	49.468	50.881	251.7	23:06.833
10	1	2:06.207	27.193	48.866	50.148	252.9	25:13.040
11	1	2:07.114	27.362	48.803	50.949	252.9	27:20.154
12	1	2:10.156 B	27.395	49.595	53.166	254.7	29:30.310
13	1	5:17.872	3:36.917	49.721	51.234	250.6	34:48.182
14	1	2:06.589	27.377	48.853	50.359	251.7	36:54.771
15	1	2:09.564	28.956	49.883	50.725	252.9	39:04.335
16	1	3:08.972 B	27.239	1:16.927	1:24.806	79.9	42:13.307
17	2	3:57.897	2:08.200	53.636	56.061	163.9	46:11.204
18	2	2:06.989	27.578	49.138	50.273	251.7	48:18.193
19	2	2:07.513	27.889	49.114	50.510	252.3	50:25.706
20	2	2:07.772	27.835	49.142	50.795	252.3	52:33.478
21	2	2:07.525	27.391	49.581	50.553	252.9	54:41.003
22	2	2:07.687	27.545	49.623	50.519	252.3	56:48.690
23	2	2:08.197	27.498	49.423	51.276	248.3	58:56.887
24	2	2:07.451	27.519	49.231	50.701	254.1	1:01:04.338
25	2	2:08.119	27.381	49.657	51.081	248.8	1:03:12.457
26	2	2:07.827	27.518	49.190	51.119	254.1	1:05:20.284
27	2	2:12.178 B	28.197	49.429	54.552	249.4	1:07:32.462
28	2	5:53.219	4:11.008	50.565	51.646	231.3	1:13:25.681
29	2	2:09.958	27.680	50.240	52.038	219.5	1:15:35.639
30	2	2:07.252	27.462	49.249	50.541	253.5	1:17:42.891
31	2	2:06.701	27.217	49.093	50.391	255.3	1:19:49.592
32	2	2:08.391 B	27.309	49.438	51.644	252.9	1:21:57.983
33	2	3:30.555	1:47.595	50.202	52.758	251.2	1:25:28.538
34	2	2:08.522	27.710	49.371	51.441	253.5	1:27:37.060
35	2	2:08.089	27.352	49.756	50.981	251.7	1:29:45.149
36	2	2:15.327 B	28.480	50.434	56.413	244.3	1:32:00.476

72 — SMP Racing — Ferrari F458 Italia — LMGTE Am

1.Victor SHAYTAR
2.Andrea BERTOLINI
3.Aleksey BASOV

Lap	D	Time	Sector 1	Sector 2	Sector 3	T. Spd	Elapsed
1	2	4:14.240	2:28.278	52.978	52.984	250.6	4:14.240
2	2	2:11.015	28.101	50.755	52.159	254.1	6:25.255
3	2	2:12.991 B	28.616	50.692	53.683	253.5	8:38.246
4	2	3:29.193	1:44.455	51.001	53.737	246.6	12:07.439
5	2	2:07.808	27.465	49.454	50.889	252.9	14:15.247
6	2	2:08.020	27.428	49.505	51.087	253.5	16:23.267
7	2	2:08.792	27.581	49.984	51.227	254.1	18:32.059
8	2	2:09.659	27.750	50.146	51.763	255.9	20:41.718
9	2	2:12.826 B	27.558	50.396	54.872	254.1	22:54.544
10	1	6:06.207	4:21.885	51.496	52.826	232.8	29:00.751
11	1	2:10.832	28.087	50.434	52.311	231.3	31:11.583
12	1	2:12.310 B	28.070	50.037	54.203	243.8	33:23.893
13	1	4:31.882	2:38.836	57.052	55.994	205.3	37:55.775
14	1	2:07.741	27.529	49.132	51.080	252.9	40:03.516
15	1	3:31.322	57.537	1:39.783	54.002	179.1	43:34.838
16	1	2:16.573	29.623	53.471	53.479	241.1	45:51.411
17	1	2:07.556	27.506	49.138	50.912	244.9	47:58.967
18	1	2:06.547	27.283	48.782	50.482	252.9	50:05.514
19	1	2:06.915	27.315	48.983	50.617	254.1	52:12.429
20	1	2:07.533	27.250	49.208	51.075	253.5	54:19.962
21	1	2:14.235 B	28.592	51.665	53.978	238.4	56:34.197
22	3	4:08.290	2:22.333	51.821	54.136	237.9	1:00:42.487
23	3	2:12.142	28.438	51.047	52.657	232.3	1:02:54.629
24	3	2:10.578	28.286	50.681	51.611	252.9	1:05:05.207
25	3	2:10.610	27.942	50.456	52.212	252.9	1:07:15.817
26	3	2:09.871	27.919	50.350	51.602	252.9	1:09:25.688
27	3	2:09.716	27.924	50.138	51.654	254.1	1:11:35.404
28	3	2:10.562	28.075	50.868	51.619	253.5	1:13:45.966
29	3	2:10.047	27.772	51.027	51.248	253.5	1:15:56.013
30	3	2:13.369 B	27.841	52.311	53.217	254.1	1:18:09.382
31	2	3:33.185	1:47.959	51.016	54.210	252.3	1:21:42.567
32	2	2:08.871	27.674	49.957	51.240	253.5	1:23:51.438
33	2	2:08.685	27.666	49.956	51.063	253.5	1:26:00.123
34	2	2:08.374	27.482	49.858	51.034	254.1	1:28:08.497
35	2	2:15.518 B	27.396	52.386	55.736	236.3	1:30:24.015

77 — Dempsey - Proton Racing — Porsche 911 RSR — LMGTE Am

1.Patrick DEMPSEY
2.Patrick LONG
3.Marco SEEFRIED

Lap	D	Time	Sector 1	Sector 2	Sector 3	T. Spd	Elapsed
1	1	4:37.480	2:47.861	53.206	56.413	231.3	4:37.480
2	1	2:13.003	28.174	51.130	53.699	238.4	6:50.483
3	1	2:12.304	28.352	51.327	52.625	244.9	9:02.787
4	1	2:12.715	27.791	50.698	54.226	225.0	11:15.502
5	1	2:12.586	28.318	51.288	52.980	244.3	13:28.088
6	1	2:11.417	28.354	50.732	52.331	253.5	15:39.505
7	1	2:10.304	27.637	50.337	52.330	252.9	17:49.809
8	1	2:12.529	28.053	50.541	53.935	246.6	20:02.338
9	1	2:12.097	28.885	50.803	52.409	251.7	22:14.435
10	1	2:11.618	28.378	50.869	52.371	252.3	24:26.053
11	1	2:10.574	28.057	50.431	52.086	252.9	26:36.627
12	1	2:16.320 B	28.044	50.932	57.344	239.5	28:52.947
13	3	5:55.482	4:08.281	53.388	53.813	240.5	34:48.429
14	3	2:11.624	28.673	50.485	52.466	250.6	37:00.053
15	3	2:10.496	27.785	51.291	51.420	252.3	39:10.549
16	3	3:22.960	27.503	1:30.871	1:24.586	79.5	42:33.509

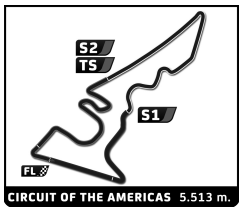

FIA WEC

6 Hours of Circuit of the Americas

Free Practice 2

Sector Analysis

Personal Best | Session Best | B Crossing the finish line in pit lane

Lap	D	Time	Sector 1	Sector 2	Sector 3	T. Spd	Elapsed
17	3	2:10.230	28.310	50.181	51.739	252.9	44:43.739
18	3	2:09.517	27.752	49.939	51.826	252.9	46:53.256
19	3	2:10.517	27.696	50.403	52.418	252.9	49:03.773
20	3	2:09.216	27.525	50.008	51.683	252.3	51:12.989
21	3	2:08.680	27.522	49.771	51.387	252.3	53:21.669
22	3	2:08.742	27.607	49.873	51.262	252.3	55:30.411
23	3	2:09.227	27.758	49.761	51.708	248.3	57:39.638
24	3	2:13.708 B	27.775	50.705	55.228	252.3	59:53.346
25	2	4:10.646	2:27.087	51.039	52.520	235.3	1:04:03.992
26	2	2:09.692	27.894	50.025	51.773	251.2	1:06:13.684
27	2	2:08.961	27.835	49.578	51.548	250.6	1:08:22.645
28	2	2:13.589 B	27.695	49.645	56.249	251.2	1:10:36.234
29	2	5:05.648	3:21.733	51.446	52.469	243.2	1:15:41.882
30	2	2:07.821	27.777	49.394	50.650	247.1	1:17:49.703
31	2	2:07.316	27.309	49.410	50.597	252.9	1:19:57.019
32	2	2:07.695	27.461	49.575	50.659	251.7	1:22:04.714
33	2	2:07.245	27.432	49.098	50.715	252.3	1:24:11.959
34	2	2:09.417 B	27.583	49.409	52.425	251.7	1:26:21.376

83 — AF Corse — Ferrari F458 Italia — LMGTE Am

1.François PERRODO
2.Emmanuel COLLARD
3.Rui AGUAS

Lap	D	Time	Sector 1	Sector 2	Sector 3	T. Spd	Elapsed
1	3	3:49.894	2:06.002	51.062	52.830	223.6	3:49.894
2	3	2:09.679	28.269	49.918	51.492	252.3	5:59.573
3	3	2:09.251	27.964	49.511	51.776	254.1	8:08.824
4	3	2:09.237	27.606	49.916	51.715	254.7	10:18.061
5	3	2:09.776	27.719	49.786	52.271	252.9	12:27.837
6	3	2:08.609	27.593	49.633	51.383	252.9	14:36.446
7	3	2:11.068 B	27.590	49.590	53.888	254.1	16:47.514
8	1	4:06.587	2:20.682	51.880	54.025	235.8	20:54.101
9	1	2:14.175	28.823	52.008	53.344	250.6	23:08.276
10	1	2:12.801	28.651	51.465	52.685	251.2	25:21.077
11	1	2:12.917	28.353	51.525	53.039	252.9	27:33.994
12	1	2:16.507 B	28.108	51.493	56.906	250.0	29:50.501
13	1	4:05.224	2:22.326	50.940	51.958	249.4	33:55.725
14	1	2:11.165	28.058	50.566	52.541	249.4	36:06.890
15	1	2:11.546	27.959	51.047	52.540	228.3	38:18.436
16	1	2:34.769	28.117	50.657	1:15.995	250.0	40:53.205
17	1	3:01.596	59.077	1:09.846	52.673	249.4	43:54.801
18	1	2:10.400	28.202	50.295	51.903	250.0	46:05.201
19	1	2:10.037	27.865	50.557	51.615	250.0	48:15.238
20	1	2:10.080	27.675	50.693	51.712	250.6	50:25.318
21	1	2:11.591	29.022	50.544	52.025	251.7	52:36.909
22	1	2:10.575	28.182	50.500	51.893	251.2	54:47.484
23	1	2:11.315	27.828	50.334	53.153	250.6	56:58.799
24	1	2:15.164 B	28.355	51.361	55.448	252.3	59:13.963
25	2	3:47.406	2:04.751	50.971	51.684	247.1	1:03:01.369
26	2	2:09.464	27.732	50.026	51.706	250.6	1:05:10.833
27	2	2:08.542	28.090	49.578	50.874	251.2	1:07:19.375
28	2	2:08.326	27.390	49.597	51.339	252.9	1:09:27.701
29	2	2:21.106	30.579	54.509	56.018	238.9	1:11:48.807
30	2	2:08.531	27.660	49.773	51.098	251.7	1:13:57.338
31	2	2:08.479	27.514	49.708	51.257	251.7	1:16:05.817
32	2	2:07.741	27.425	49.553	50.763	251.2	1:18:13.558
33	2	2:07.870	27.449	49.566	50.855	251.7	1:20:21.428
34	2	2:09.903	27.414	50.160	52.329	252.3	1:22:31.331
35	2	2:11.993 B	28.022	49.938	54.033	248.3	1:24:43.324
36	3	3:16.981	1:34.447	50.472	52.062	251.2	1:28:00.305
37	3	2:14.686	28.238	54.062	52.386	250.6	1:30:14.991

88 — Abu Dhabi-Proton Racing — Porsche 911 RSR — LMGTE Am

1.Christian RIED
2.Khaled AL QUBAISI
3.Earl BAMBER

Lap	D	Time	Sector 1	Sector 2	Sector 3	T. Spd	Elapsed
1	2	3:10.522	1:22.107	53.134	55.281	211.8	3:10.522
2	2	2:13.350	28.457	51.551	53.342	218.2	5:23.872
3	2	2:12.320	28.747	50.850	52.723	244.9	7:36.192
4	2	2:10.699	27.991	50.519	52.189	251.2	9:46.891
5	2	2:10.712	28.063	50.388	52.261	247.1	11:57.603
6	2	2:10.462	27.850	50.130	52.482	253.5	14:08.065
7	2	2:09.970	27.807	50.124	52.039	253.5	16:18.035
8	2	2:11.646	27.714	50.198	53.734	252.3	18:29.681
9	2	2:12.807 B	27.856	50.212	54.739	247.7	20:42.488
10	2	4:47.809	2:57.318	54.072	56.419	205.3	25:30.297
11	2	2:12.665	28.330	51.448	52.887	235.3	27:42.962
12	2	2:09.962	27.781	50.208	51.973	253.5	29:52.924
13	2	2:09.664	27.612	50.192	51.860	252.9	32:02.588
14	2	2:10.391	28.307	50.095	51.989	254.7	34:12.979
15	2	2:09.642	27.777	50.238	51.627	253.5	36:22.621
16	2	2:10.963	28.561	49.998	52.404	251.7	38:33.584
17	2	2:41.568 B	27.864	49.691	1:24.013	253.5	41:15.152
18	1	4:32.631	2:43.798	53.933	54.900	208.5	45:47.783
19	1	2:13.138	28.578	51.784	52.776	214.7	48:00.921
20	1	2:11.607	28.014	51.453	52.140	249.4	50:12.528
21	1	2:10.967	27.778	50.937	52.252	251.7	52:23.495
22	1	2:12.129	28.104	50.497	53.528	250.0	54:35.624
23	1	2:10.088	27.594	50.811	51.683	252.9	56:45.712
24	1	2:12.021	28.109	51.054	52.858	252.9	58:57.733
25	1	2:11.030	27.580	50.552	52.898	253.5	1:01:08.763
26	1	2:11.308	27.709	51.349	52.250	251.7	1:03:20.071
27	1	2:10.945	28.131	50.539	52.275	252.3	1:05:31.016
28	1	2:11.639	27.789	51.569	52.281	252.9	1:07:42.655
29	1	2:10.692	27.609	50.932	52.151	247.7	1:09:53.347
30	1	2:10.633	27.737	50.481	52.415	254.7	1:12:03.980
31	1	2:14.470 B	27.934	50.932	55.604	252.9	1:14:18.450
32	3	4:05.615	2:22.421	51.195	51.999	248.8	1:18:24.065
33	3	2:11.185	28.476	49.650	53.059	251.7	1:20:35.250
34	3	2:10.892	27.544	49.221	54.127	251.7	1:22:46.142
35	3	2:13.924	28.820	53.028	52.076	251.7	1:25:00.066
36	3	2:11.002	27.611	49.623	53.768	237.9	1:27:11.068
37	3	2:10.288 B	27.520	50.232	52.536	251.2	1:29:21.356

91 — Porsche Team Manthey — Porsche 911 RSR — LMGTE Pro

1.Richard LIETZ
2.Michael CHRISTENSEN

Lap	D	Time	Sector 1	Sector 2	Sector 3	T. Spd	Elapsed
1	1	3:30.813	1:41.082	53.139	56.592	187.5	3:30.813
2	1	2:17.947	30.431	54.221	53.295	173.9	5:48.760
3	1	2:12.433 B	28.344	50.096	53.993	225.5	8:01.193
4	1	9:04.456	7:23.114	50.166	51.176	245.5	17:05.649
5	1	2:06.431	27.422	49.055	49.954	247.1	19:12.080
6	1	2:09.182	27.972	49.557	51.653	249.4	21:21.262
7	1	2:08.124	27.326	48.900	51.898	249.4	23:29.386
8	1	2:06.614	27.329	48.948	50.337	250.6	25:36.000
9	1	2:07.184	27.236	48.884	51.064	250.6	27:43.184
10	1	2:11.379 B	28.064	50.270	53.045	242.2	29:54.563
11	1	5:27.319	3:45.833	49.784	51.702	246.0	35:21.882
12	1	2:06.369	27.427	49.045	49.897	248.3	37:28.251
13	1	2:06.921	27.523	49.087	50.311	248.8	39:35.172

FIA WORLD ENDURANCE CHAMPIONSHIP

6 HOURS OF CIRCUIT OF THE AMERICAS

TUDOR

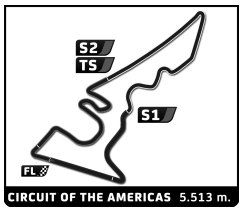

FIA WEC

6 Hours of Circuit of the Americas

Free Practice 2

Sector Analysis

Personal Best | Session Best | B Crossing the finish line in pit lane

Lap	D	Time	Sector 1	Sector 2	Sector 3	T. Spd	Elapsed
14	1	3:19.566 B	27.853	1:41.889	1:09.824	79.4	42:54.738
15	2	4:29.865	2:44.984	51.789	53.092	224.5	47:24.603
16	2	2:09.250	29.066	49.513	50.671	246.0	49:33.853
17	2	2:08.301	28.010	50.058	50.233	248.8	51:42.154
18	2	2:06.614	27.268	49.268	50.078	249.4	53:48.768
19	2	2:06.661	27.453	49.037	50.171	248.3	55:55.429
20	2	2:06.988	27.386	48.848	50.754	249.4	58:02.417
21	2	2:06.509	27.295	49.085	50.129	248.8	1:00:08.926
22	2	2:07.744	27.656	49.159	50.929	251.2	1:02:16.670
23	2	2:06.504	27.310	48.799	50.395	248.8	1:04:23.174
24	2	2:11.002	27.455	50.209	53.338	248.8	1:06:34.176
25	2	2:07.420	27.376	48.863	51.181	249.4	1:08:41.596
26	2	2:07.486	27.388	49.278	50.820	249.4	1:10:49.082
27	2	2:07.987 B	27.226	48.877	51.884	248.3	1:12:57.069
28	2	4:09.333	2:27.234	50.225	51.874	245.5	1:17:06.402
29	2	2:07.131	27.585	49.038	50.508	249.4	1:19:13.533
30	2	2:07.291	27.386	49.390	50.515	250.0	1:21:20.824
31	2	2:07.943	27.262	49.124	51.557	249.4	1:23:28.767
32	2	2:09.225	27.620	50.226	51.379	249.4	1:25:37.992
33	2	2:06.994	27.233	49.174	50.587	251.7	1:27:44.986
34	2	2:11.093 B	27.392	52.097	51.604	250.6	1:29:56.079

92 Porsche Team Manthey — Porsche 911 RSR, LMGTE Pro

1.Patrick PILET
2.Frédéric MAKOWIECKI

Lap	D	Time	Sector 1	Sector 2	Sector 3	T. Spd	Elapsed
1	2	4:27.785	2:43.833	51.852	52.100	246.0	4:27.785
2	2	2:07.478	27.497	49.630	50.351	251.2	6:35.263
3	2	2:06.425	27.310	49.069	50.046	251.2	8:41.688
4	2	2:06.041	27.231	48.869	49.941	254.1	10:47.729
5	2	2:08.303 B	27.710	49.219	51.374	251.7	12:56.032
6	1	3:11.384	1:28.543	50.605	52.236	248.8	16:07.416
7	1	2:06.855	27.279	49.209	50.367	250.6	18:14.271
8	1	2:07.196	27.454	49.538	50.204	251.7	20:21.467
9	1	2:06.220	27.375	48.806	50.039	251.2	22:27.687
10	1	2:10.162 B	27.901	49.980	52.281	251.2	24:37.849
11	2	3:46.663	2:06.288	49.862	50.513	251.2	28:24.512
12	2	2:06.738	27.432	49.065	50.241	251.7	30:31.250
13	2	2:10.155	27.370	49.127	53.658	252.3	32:41.405
14	2	2:07.224	27.539	49.101	50.584	254.7	34:48.629
15	2	2:06.717	27.723	48.851	50.143	254.7	36:55.346
16	2	2:07.903	28.034	49.300	50.569	251.7	39:03.249
17	2	3:08.289	27.245	1:16.044	1:25.000	79.4	42:11.538
18	2	2:22.299	41.468	50.013	50.818	250.6	44:33.837
19	2	2:07.503	27.356	49.406	50.741	251.7	46:41.340
20	2	2:08.213	27.371	50.365	50.477	252.9	48:49.553
21	2	2:08.742	27.338	50.168	51.236	252.9	50:58.295
22	2	2:07.544	27.278	49.328	50.938	252.9	53:05.839
23	2	2:08.734	27.238	49.417	52.079	254.7	55:14.573
24	2	2:07.482	27.245	49.202	51.035	252.3	57:22.055
25	2	2:06.819	27.209	49.138	50.472	252.9	59:28.874
26	2	2:08.179	27.143	49.743	51.293	252.3	1:01:37.053
27	2	2:07.797	27.392	49.659	50.746	254.1	1:03:44.850
28	2	2:07.228	27.248	49.521	50.459	252.3	1:05:52.078
29	2	2:09.728 B	27.582	49.893	52.253	252.3	1:08:01.806

95 Aston Martin Racing — Aston Martin Vantage V8, LMGTE Pro

1.Christoffer NYGAARD
2.Marco SØRENSEN

Lap	D	Time	Sector 1	Sector 2	Sector 3	T. Spd	Elapsed
1	2	2:22.449	35.945	52.489	54.015	224.1	2:22.449
2	2	2:13.438	27.892	50.071	55.475	250.6	4:35.887
3	2	2:07.735	27.588	49.436	50.711	249.4	6:43.622
4	2	2:07.393	27.484	49.264	50.645	250.0	8:51.015
5	2	2:08.975 B	27.619	49.361	51.995	250.6	10:59.990
6	1	4:23.561	2:41.094	50.855	51.612	251.2	15:23.551
7	1	2:09.136	27.752	49.713	51.671	249.4	17:32.687
8	1	2:08.857	27.606	49.482	51.769	250.0	19:41.544
9	1	2:08.373	27.667	49.742	50.964	250.6	21:49.917
10	1	2:09.880 B	27.791	49.733	52.356	252.3	23:59.797
11	2	4:41.184	2:57.906	50.809	52.469	246.0	28:40.981
12	2	2:08.950	27.900	49.594	51.456	250.0	30:49.931
13	2	2:08.271	27.689	49.395	51.187	252.3	32:58.202
14	2	2:08.177	27.596	49.597	50.984	251.2	35:06.379
15	2	2:08.650 B	27.604	49.383	51.663	250.6	37:15.029
16	2	5:37.517	2:45.888	1:39.620	1:12.009	79.8	42:52.546
17	2	2:12.990	28.392	50.537	54.061	237.9	45:05.536
18	2	2:08.916	27.865	49.709	51.342	248.3	47:14.452
19	2	2:07.988	27.779	49.240	50.969	248.8	49:22.440
20	2	2:08.326	27.617	49.766	50.943	248.8	51:30.766
21	2	2:10.266 B	27.830	49.461	52.975	248.3	53:41.032
22	1	5:06.274	3:22.461	51.699	52.114	242.2	58:47.306
23	1	2:10.317	27.793	51.092	51.432	248.3	1:00:57.623
24	1	2:10.054	27.924	50.289	51.841	238.4	1:03:07.677
25	1	2:10.136	27.757	50.469	51.910	249.4	1:05:17.813
26	1	2:10.789 B	27.655	49.802	53.332	250.0	1:07:28.602
27	1	4:33.555	2:49.664	52.214	51.677	247.7	1:12:02.157
28	1	2:09.297	27.727	50.015	51.555	250.0	1:14:11.454
29	1	2:09.247	27.621	50.055	51.571	249.4	1:16:20.701
30	1	2:09.415	27.743	49.855	51.817	251.2	1:18:30.116
31	1	2:09.343	27.723	50.047	51.573	250.6	1:20:39.459
32	1	2:09.032	27.691	50.073	51.268	250.0	1:22:48.491
33	1	2:10.456	27.608	50.680	52.168	251.2	1:24:58.947
34	1	2:09.083	27.702	50.157	51.224	251.7	1:27:08.030
35	1	2:09.028	27.693	50.007	51.328	250.0	1:29:17.058
36	1	2:08.998	27.674	49.819	51.505	249.4	1:31:26.056

96 Aston Martin Racing — Aston Martin Vantage V8, LMGTE Am

1.Francesco CASTELLACCI
2.Benny SIMONSEN
3.Stuart HALL

Lap	D	Time	Sector 1	Sector 2	Sector 3	T. Spd	Elapsed
1	2	3:50.706	2:00.278	55.648	54.780	213.4	3:50.706
2	2	2:16.963	29.097	51.819	56.047	200.0	6:07.669
3	2	2:12.071	28.387	51.078	52.606	237.9	8:19.740
4	2	2:11.540	28.238	50.739	52.563	241.6	10:31.280
5	2	2:15.915 B	28.352	50.752	56.811	242.7	12:47.195
6	1	5:18.674	3:28.267	53.939	56.468	228.3	18:05.869
7	1	2:15.106	29.366	52.415	53.325	241.6	20:20.975
8	1	2:13.024	28.918	51.105	53.001	246.6	22:33.999
9	1	2:12.267	28.195	51.568	52.504	248.8	24:46.266
10	1	2:15.130 B	28.234	51.062	55.834	245.5	27:01.396
11	3	4:14.591	2:30.508	51.693	52.390	238.9	31:15.987
12	3	2:11.327	28.203	50.263	52.861	246.6	33:27.314
13	3	2:10.785	28.119	50.927	51.739	246.0	35:38.099
14	3	2:10.150	27.946	50.529	51.675	247.1	37:48.249
15	3	2:17.538 B	27.972	51.984	57.582	181.5	40:05.787
16	3	4:44.560	3:01.493	50.671	52.396	243.8	44:50.347
17	3	2:08.797	27.944	49.861	50.992	242.7	46:59.144
18	3	2:11.833	28.801	51.722	51.310	245.5	49:10.977
19	3	2:08.893	27.848	49.822	51.223	246.0	51:19.870

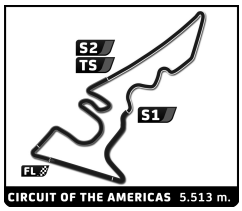

FIA WEC

6 Hours of Circuit of the Americas

Free Practice 2

Sector Analysis

Personal Best | Session Best | B Crossing the finish line in pit lane

Lap	D	Time	Sector 1	Sector 2	Sector 3	T. Spd	Elapsed
20	3	2:08.429	27.766	49.590	51.073	247.7	53:28.299
21	3	2:11.710 B	27.822	49.918	53.970	244.9	55:40.009
22	1	4:03.476	2:16.297	53.982	53.197	246.6	59:43.485
23	1	2:12.172	28.237	50.970	52.965	247.1	1:01:55.657
24	1	2:10.803	28.310	50.846	51.647	247.1	1:04:06.460
25	1	2:10.541	28.017	50.461	52.063	247.7	1:06:17.001
26	1	2:12.569	27.835	52.558	52.176	238.4	1:08:29.570
27	1	2:10.627	28.032	50.603	51.992	247.7	1:10:40.197
28	1	2:09.983	27.857	50.612	51.514	247.7	1:12:50.180
29	1	2:12.885 B	27.866	50.183	54.836	247.1	1:15:03.065
30	2	4:02.467	2:18.317	51.717	52.433	244.3	1:19:05.532
31	2	2:10.959	28.167	50.485	52.307	244.9	1:21:16.491
32	2	2:09.889	27.787	50.137	51.965	247.1	1:23:26.380
33	2	2:13.818	29.763	51.329	52.726	246.6	1:25:40.198
34	2	2:11.200	28.588	50.667	51.945	247.1	1:27:51.398
35	2	2:08.969	27.845	49.965	51.159	247.1	1:30:00.367

97 Aston Martin Racing — Aston Martin Vantage V8 — LMGTE Pro
1.Darren TURNER
2.Jonathan ADAM

Lap	D	Time	Sector 1	Sector 2	Sector 3	T. Spd	Elapsed
1	1	3:25.182	1:35.605	54.859	54.718	231.3	3:25.182
2	1	2:16.045	29.169	52.936	53.940	228.3	5:41.227
3	1	2:10.983	28.409	50.611	51.963	247.1	7:52.210
4	1	2:10.119	28.000	50.374	51.745	242.2	10:02.329
5	1	2:14.104 B	28.547	51.399	54.158	247.7	12:16.433
6	1	3:41.155	1:59.043	49.763	52.349	219.5	15:57.588
7	1	2:08.286	27.575	49.258	51.453	250.0	18:05.874
8	1	2:08.342	28.368	49.433	50.541	248.8	20:14.216
9	1	2:06.984	27.578	49.292	50.114	249.4	22:21.200
10	1	2:10.855 B	27.604	49.629	53.622	242.7	24:32.055
11	1	4:53.472	3:12.603	49.670	51.199	248.3	29:25.527
12	1	2:08.526	27.697	49.861	50.968	250.6	31:34.053
13	1	2:07.317	27.614	49.336	50.367	249.4	33:41.370
14	1	2:11.995 B	28.398	50.278	53.319	249.4	35:53.365
15	1	9:02.496	7:21.215	50.088	51.193	247.7	44:55.861
16	1	2:08.024	27.500	49.278	51.246	249.4	47:03.885
17	1	2:07.754	27.443	49.476	50.835	250.6	49:11.639
18	1	2:15.168 B	30.739	50.649	53.780	244.9	51:26.807
19	2	4:01.126	2:15.021	52.192	53.913	236.8	55:27.933
20	2	2:11.015	28.386	50.955	51.674	247.7	57:38.948
21	2	2:12.951	27.790	52.419	52.742	247.1	59:51.899
22	2	2:09.472	27.586	49.871	52.015	247.7	1:02:01.371
23	2	2:07.834	27.435	49.582	50.817	249.4	1:04:09.205
24	2	2:08.711	27.507	49.672	51.532	250.6	1:06:17.916
25	2	2:09.466	27.690	50.708	51.068	248.3	1:08:27.382
26	2	2:07.972	27.393	49.581	50.998	249.4	1:10:35.354
27	2	2:07.953	27.360	49.970	50.623	250.6	1:12:43.307
28	2	2:08.151	27.447	49.576	51.128	248.8	1:14:51.458
29	2	2:09.755	27.575	49.920	52.260	249.4	1:17:01.213
30	2	2:11.767 B	27.636	49.839	54.292	248.8	1:19:12.980
31	2	4:08.225	2:20.614	51.515	56.096	167.7	1:23:21.205
32	2	2:10.248	27.978	49.710	52.560	250.0	1:25:31.453
33	2	2:08.851	28.012	49.736	51.103	249.4	1:27:40.304
34	2	2:08.404	27.389	49.927	51.088	249.4	1:29:48.708
35	2	2:08.629	27.396	49.851	51.382	248.8	1:31:57.337

98 Aston Martin Racing — Aston Martin Vantage V8 — LMGTE Am
1.Paul DALLA LANA
2.Pedro LAMY
3.Mathias LAUDA

Lap	D	Time	Sector 1	Sector 2	Sector 3	T. Spd	Elapsed
1	3	3:46.905	2:01.661	52.548	52.696	238.9	3:46.905
2	3	2:11.036	28.221	50.821	51.994	246.6	5:57.941
3	3	2:09.980	28.060	50.132	51.788	248.3	8:07.921
4	3	2:11.402	27.948	50.400	53.054	250.0	10:19.323
5	3	2:16.573 B	27.959	52.676	55.938	252.3	12:35.896
6	1	4:46.017	3:00.459	52.127	53.431	242.7	17:21.913
7	1	2:12.689	28.471	51.682	52.536	248.3	19:34.602
8	1	2:18.060	28.092	57.358	52.610	250.0	21:52.662
9	1	2:10.654	27.962	50.421	52.271	250.0	24:03.316
10	1	2:13.451 B	27.743	50.585	55.123	251.7	26:16.767
11	2	4:32.866	2:46.618	51.636	54.612	232.3	30:49.633
12	2	2:09.958	28.574	49.840	51.544	246.6	32:59.591
13	2	2:08.510	28.029	49.697	50.784	250.6	35:08.101
14	2	2:08.490	27.582	49.523	51.385	249.4	37:16.591
15	2	2:16.081 B	29.465	50.763	55.853	244.3	39:32.672
16	2	9:11.403	7:27.356	51.731	52.316	243.2	48:44.075
17	2	2:09.977	27.869	49.745	52.363	247.7	50:54.052
18	2	2:09.018	27.647	50.192	51.179	251.2	53:03.070
19	2	2:14.066 B	28.471	50.326	55.269	248.8	55:17.136
20	3	5:39.872	3:53.848	51.521	54.503	246.0	1:00:57.008
21	3	2:09.637	28.128	50.370	51.139	248.3	1:03:06.645
22	3	2:09.048	27.962	49.898	51.188	251.2	1:05:15.693
23	3	2:09.971	27.850	50.068	52.053	248.8	1:07:25.664
24	3	2:10.292	28.920	50.133	51.239	248.8	1:09:35.956
25	3	2:10.983	27.904	49.941	53.138	248.8	1:11:46.939
26	3	2:11.726 B	27.714	50.478	53.534	248.8	1:13:58.665
27	2	4:56.567	3:12.013	50.657	53.897	245.5	1:18:55.232
28	2	2:10.576	27.888	50.720	51.968	249.4	1:21:05.808
29	2	2:09.985	28.306	50.397	51.282	247.7	1:23:15.793
30	2	2:08.713	27.876	49.854	50.983	248.8	1:25:24.506
31	2	2:08.508	27.527	49.719	51.262	239.5	1:27:33.014
32	2	2:08.959	27.708	50.311	50.940	248.8	1:29:41.973
33	2	2:08.727	27.628	49.618	51.481	249.4	1:31:50.700

99 Aston Martin Racing V8 — Aston Martin Vantage V8 — LMGTE Pro
1.Alex MACDOWALL
2.Fernando REES
3.Richie STANAWAY

Lap	D	Time	Sector 1	Sector 2	Sector 3	T. Spd	Elapsed
1	2	2:38.816	52.718	52.130	53.968	232.3	2:38.816
2	2	2:11.441	28.486	50.192	52.763	249.4	4:50.257
3	2	2:09.146	27.855	49.756	51.535	251.7	6:59.403
4	2	2:12.552 B	27.907	50.130	54.515	232.8	9:11.955
5	2	3:38.894	1:55.095	51.584	52.215	249.4	12:50.849
6	2	2:08.625	27.687	49.421	51.517	250.6	14:59.474
7	2	2:12.541 B	27.862	48.998	55.681	251.7	17:12.015
8	1	6:00.327	4:13.965	53.113	53.249	235.3	23:12.342
9	1	2:13.707	28.313	51.883	53.511	246.6	25:26.049
10	1	2:10.267	28.454	50.262	51.551	249.4	27:36.316
11	1	2:10.530	27.929	49.895	52.706	246.0	29:46.846
12	1	2:11.377	27.789	50.117	53.471	250.0	31:58.223
13	1	2:15.231 B	29.342	50.033	55.856	222.7	34:13.454
14	3	3:57.481	2:10.043	52.323	55.115	220.0	38:10.935
15	3	2:35.366	28.486	52.469	1:14.411	243.2	40:46.301
16	3	3:04.881	58.886	1:12.933	53.062	243.8	43:51.182
17	3	2:10.729	28.407	50.494	51.828	250.6	46:01.911
18	3	2:12.272 B	27.798	50.201	54.273	251.2	48:14.183
19	3	4:30.628	2:48.576	50.083	51.969	247.1	52:44.811
20	3	2:07.742	27.605	49.711	50.426	250.6	54:52.553
21	3	2:07.900	27.458	49.621	50.821	250.0	57:00.453

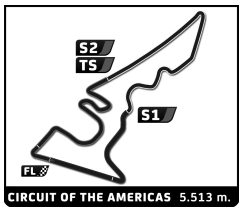

FIA WEC

6 Hours of Circuit of the Americas

Free Practice 2

Sector Analysis

Personal Best | Session Best | **B** Crossing the finish line in pit lane

Lap	D	Time	Sector 1	Sector 2	Sector 3	T. Spd	Elapsed	Lap	D	Time	Sector 1	Sector 2	Sector 3	T. Spd	Elapsed
22	3	2:07.339	27.333	49.654	50.352	249.4	59:07.792								
23	3	2:07.504	27.648	49.366	50.490	249.4	1:01:15.296								
24	3	2:07.170	27.342	49.238	50.590	250.0	1:03:22.466								
25	3	2:13.080 B	27.899	50.935	54.246	232.3	1:05:35.546								
26	3	7:03.526	5:21.397	50.657	51.472	246.6	1:12:39.072								
27	3	2:07.897	27.692	49.710	50.495	250.0	1:14:46.969								
28	3	2:10.787 B	27.383	50.145	53.259	252.9	1:16:57.756								
29	1	4:47.230	3:01.729	51.357	54.144	248.3	1:21:44.986								
30	1	2:08.107	27.805	49.393	50.909	250.0	1:23:53.093								
31	1	2:09.193	27.478	50.030	51.685	249.4	1:26:02.286								
32	1	2:07.969	27.571	49.565	50.833	250.0	1:28:10.255								
33	1	2:08.053	27.619	49.570	50.864	249.4	1:30:18.308								