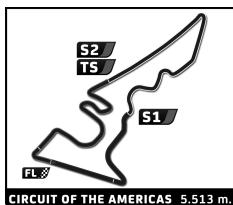


FIA WEC
6 Hours of Circuit of the Americas
Free Practice 1

Sector Analysis

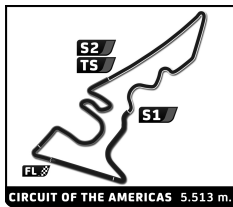
■ Personal Best ■ Session Best B Crossing the finish line in pit lane

Lap	D	Time	Sector 1	Sector 2	Sector 3	T. Spd	Elapsed	Lap	D	Time	Sector 1	Sector 2	Sector 3	T. Spd	Elapsed
1 Toyota Racing 1. Anthony DAVIDSON 3. Kazuki NAKAJIMA Toyota TS 040 - Hybrid 2. Sébastien BUEMI LMP1 - H								18 2 1:53.125 23.819 43.589 45.717 264.1 54:33.120 19 2 1:54.545 24.089 44.593 45.863 259.6 56:27.665 20 2 1:53.490 23.760 43.919 45.811 266.0 58:21.155 21 2 2:24.256B 23.932 46.014 1:14.310 276.9 1:00:45.411 22 1 7:34.369 6:01.606 44.785 47.978 261.5 1:08:19.780 23 1 1:55.177 24.145 44.355 46.677 257.8 1:10:14.957 24 1 1:54.053 23.863 44.250 45.940 274.1 1:12:09.010 25 1 1:58.239 24.230 44.610 49.399 258.4 1:14:07.249 26 1 1:54.266 23.734 43.695 46.837 256.5 1:16:01.515 27 1 1:54.072 23.900 43.909 46.263 257.1 1:17:55.587 28 1 1:53.711 23.819 43.999 45.893 255.3 1:19:49.298 29 1 1:53.112 23.791 44.038 45.283 258.4 1:21:42.410 30 1 1:52.955 23.785 43.831 45.339 238.9 1:23:35.365 31 1 2:31.611 23.928 1:21.507 46.176 253.5 1:26:06.976 32 1 1:52.559 23.975 43.523 45.061 260.2 1:27:59.535 33 1 1:54.664 23.640 43.863 47.161 260.2 1:29:54.199 34 1 1:54.621 23.809 44.418 46.394 259.0 1:31:48.820							
2 Toyota Racing 1. Alexander WURZ 3. Mike CONWAY Toyota TS 040 - Hybrid 2. Stéphane SARRAZIN LMP1 - H								4 Team Bykolles 1. Simon TRUMMER CLM P1/01 - AER 2. Pierre KAFFER LMP1							
1 2 2:26.776 53.075 45.885 47.816 231.3 2:26.776 2 2 1:55.159 25.076 44.077 46.006 251.7 4:21.935 3 2 1:54.512 23.812 45.262 45.438 268.0 6:16.447 4 2 1:51.279 23.295 42.760 45.224 273.4 8:07.726 5 2 1:53.434 23.306 42.671 47.457 266.0 10:01.160 6 2 1:55.925 23.457 45.994 46.474 263.4 11:57.085 7 2 1:57.722B 24.321 45.890 47.511 274.8 13:54.807 8 2 10:25.371 8:56.289 43.011 46.071 289.5 24:20.178 9 2 1:52.168 23.449 43.079 45.640 252.9 26:12.346 10 2 1:51.687 23.750 42.917 45.020 254.7 28:04.033 11 2 1:53.668 23.459 43.232 46.977 252.9 29:57.701 12 2 2:30.970B 23.701 43.502 1:23.767 217.7 32:28.671 13 1 9:13.478 7:41.267 44.597 47.614 285.7 41:42.149 14 1 1:54.476 24.132 44.239 46.105 282.0 43:36.625 15 1 1:53.780 23.764 43.927 46.089 262.1 45:30.405 16 1 1:54.791 23.889 45.081 45.821 282.0 47:25.196 17 1 1:53.025 23.490 43.473 46.062 263.4 49:18.221 18 1 1:57.351B 23.575 43.339 50.437 285.0 51:15.572 19 1 8:08.611 6:36.000 46.074 46.537 260.2 59:24.183 20 1 3:22.774 27.808 1:42.736 1:12.230 79.5 1:02:46.957 21 1 1:52.784 24.036 43.543 45.205 248.8 1:04:39.741 22 1 1:53.845 24.245 44.261 45.339 267.3 1:06:33.586 23 1 1:52.363 23.715 43.489 45.159 260.9 1:08:25.949 24 1 1:52.776 23.515 43.629 45.632 264.1 1:10:18.725 25 1 1:51.992 23.666 42.934 45.392 257.1 1:12:10.717 26 1 1:53.718B 23.832 43.796 46.090 274.8 1:14:04.435 27 3 3:41.222 2:06.889 47.231 47.102 236.8 1:17:45.657 28 3 1:55.598 24.514 45.351 45.733 274.1 1:19:41.255 29 3 1:54.227 24.387 44.762 45.078 286.5 1:21:35.482 30 3 1:52.933 23.906 43.818 45.209 271.4 1:23:28.415 31 3 1:53.243 23.944 43.964 45.335 268.0 1:25:21.658 32 3 1:53.457 24.253 44.307 44.897 288.8 1:27:15.115 33 3 1:53.795 23.671 43.669 46.455 270.7 1:29:08.910 34 3 1:54.263 23.683 44.982 45.598 269.3 1:31:03.173								1 1 3:15.251B 1:20.504 54.930 59.817 174.5 3:15.251 2 1 5:34.140 3:52.235 49.089 52.816 218.2 8:49.391 3 1 2:01.624 26.285 46.495 48.844 274.1 10:51.015 4 1 2:01.322 25.437 46.515 49.370 282.7 12:52.337 5 1 2:00.581 25.614 46.594 48.373 279.8 14:52.918 6 1 1:58.990 25.476 45.764 47.750 284.2 16:51.908 7 1 1:58.729 25.127 45.539 48.063 284.2 18:50.637 8 1 1:59.141 25.069 45.761 48.311 280.5 20:49.778 9 1 2:05.841B 26.096 47.627 52.118 279.8 22:55.619 10 1 18:34.336 ... 47.822 49.248 270.7 41:29.955 11 1 2:00.711 25.243 47.154 48.314 278.4 43:30.666 12 1 2:03.348 25.616 47.778 49.954 244.9 45:34.014 13 1 1:59.982 25.160 45.485 49.337 280.5 47:33.996 14 1 2:01.564B 25.124 45.825 50.615 284.2 49:35.560 15 2 5:45.526 4:08.913 47.647 48.966 263.4 55:21.086 16 2 2:00.614 26.254 46.469 47.891 279.1 57:21.700 17 2 1:58.136 25.588 45.140 47.408 282.7 59:19.836 18 2 3:28.208B 27.353 1:36.645 1:24.210 79.0 1:02:48.044 19 2 9:23.982 7:48.436 46.749 48.797 252.3 1:12:12.026 20 2 1:59.239 24.969 46.622 47.648 281.2 1:14:11.265 21 2 1:56.741 24.641 45.049 47.051 282.0 1:16:08.006 22 2 2:04.170 24.468 46.651 53.051 232.3 1:18:12.176 23 2 2:09.495 24.789 49.833 54.873 192.9 1:20:21.671 24 2 1:56.545 24.690 44.810 47.045 282.7 1:22:18.216 25 2 2:03.322B 24.749 47.033 51.540 235.8 1:24:21.538 26 1 3:32.689 1:57.149 46.991 48.549 268.0 1:27:54.227 27 1 1:59.775 25.367 46.236 48.172 278.4 1:29:54.002 28 1 2:02.241 26.037 47.529 48.675 279.1 1:31:56.243							
3 Toyota Racing 1. Alexander WURZ 3. Mike CONWAY Toyota TS 040 - Hybrid 2. Stéphane SARRAZIN LMP1 - H								7 Audi Sport Team Joest 1. Marcel FÄSSLER Audi R18 e-tron quattro 2. André LOTTERER LMP1 - H							
1 3 2:30.911 56.698 45.673 48.540 214.3 2:30.911 2 3 1:55.339 24.854 44.471 46.014 234.8 4:26.250 3 3 1:54.319 24.251 43.799 46.269 218.2 6:20.569 4 3 1:54.285 23.635 43.986 46.664 217.7 8:14.854 5 3 1:57.264 26.876 43.855 46.533 250.6 10:12.118 6 3 1:53.303 23.589 44.023 45.691 262.1 12:05.421 7 3 1:56.155B 23.316 43.674 49.165 242.7 14:01.576 8 3 9:17.289 7:47.402 43.750 46.137 284.2 23:18.865 9 3 1:53.017 23.492 43.373 46.152 256.5 25:11.882 10 3 1:52.180 23.727 43.363 45.090 262.8 27:04.062 11 3 1:52.369 23.679 43.048 45.642 259.6 28:56.431 12 3 2:03.936B 25.467 47.217 51.252 276.2 31:00.367 13 2 14:01.045 ... 44.340 47.396 264.7 45:01.412 14 2 1:54.193 23.844 44.378 45.971 256.5 46:55.605 15 2 1:53.626 23.740 43.587 46.299 266.7 48:49.231 16 2 1:55.876 24.323 45.572 45.981 267.3 50:45.107 17 2 1:54.888 24.611 44.667 45.610 265.4 52:39.995								1 2 2:45.364B 52.744 53.927 58.693 199.6 2:45.364 2 2 5:25.773 3:58.378 42.874 44.521 289.5 8:11.137 3 2 1:53.471 24.282 43.669 45.520 246.6 10:04.608 4 2 1:59.299B 23.292 43.259 52.748 250.6 12:03.907							



FIA WEC 6 Hours of Circuit of the Americas Free Practice 1 Sector Analysis

Table with 14 columns: Lap, D, Time, Sector 1, Sector 2, Sector 3, T. Spd, Elapsed. Rows are grouped by driver/team: Audi Sport Team Joest (8), Rebellion Racing (12, 13), and Porsche Team (17). Includes personal best (green), session best (purple), and crossing the finish line in pit lane (B) markers.

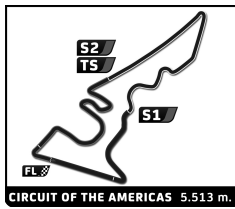


FIA WEC
6 Hours of Circuit of the Americas
Free Practice 1

Sector Analysis

Personal Best Session Best B Crossing the finish line in pit lane

Lap	D	Time	Sector 1	Sector 2	Sector 3	T. Spd	Elapsed	Lap	D	Time	Sector 1	Sector 2	Sector 3	T. Spd	Elapsed
6	2	2:02.175	26.098	47.008	49.069	262.8	16:12.113	30	3	2:04.000	26.824	48.246	48.930	259.0	1:27:31.353
7	2	1:58.571	25.759	45.615	47.197	260.2	18:10.684	31	3	2:03.213	26.395	47.409	49.409	260.9	1:29:34.566
8	2	2:02.838	25.844	47.204	49.790	260.9	20:13.522	32	3	2:02.272	26.453	47.804	48.015	261.5	1:31:36.838
9	1	8:16.578	6:39.390	47.906	49.282	255.9	28:30.100								
10	1	2:02.468	26.852	46.670	48.946	258.4	30:32.568								
11	1	3:29.305	26.381	1:37.637	1:25.287	79.8	34:01.873								
12	1	7:09.216	5:32.904	47.824	48.488	258.4	41:11.089								
13	1	2:02.127	26.157	46.758	49.212	262.1	43:13.216								
14	1	2:02.970	26.178	47.799	48.993	248.3	45:16.186								
15	1	2:01.637	26.172	47.393	48.072	258.4	47:17.823								
16	1	2:00.337	25.774	46.865	47.698	260.9	49:18.160								
17	1	2:03.034	26.752	48.523	47.759	262.1	51:21.194								
18	1	2:01.569	25.869	47.304	48.396	262.1	53:22.763								
19	1	2:00.324	25.970	46.512	47.842	262.8	55:23.087								
20	1	2:07.805	25.746	47.382	54.677	259.6	57:30.892								
21	3	9:29.582	7:52.224	48.309	49.049	247.7	1:07:00.474								
22	3	2:01.948	26.614	47.532	47.802	259.0	1:09:02.422								
23	3	2:21.890	26.072	1:06.051	49.767	248.8	1:11:24.312								
24	3	2:01.265	26.291	46.922	48.052	260.2	1:13:25.577								
25	3	2:01.852	26.299	46.583	48.970	260.9	1:15:27.429								
26	3	2:02.225	26.358	46.707	49.160	259.6	1:17:29.654								
27	3	2:03.906	26.105	47.342	50.459	259.0	1:19:33.560								
28	3	6:54.735	5:18.502	47.881	48.352	257.8	1:26:28.295								
29	3	2:01.178	26.383	47.071	47.724	260.2	1:28:29.473								
30	3	2:00.541	26.144	46.611	47.786	261.5	1:30:30.014								
31		Extreme Speed Motorsports						Ligier JS P2 - HPD							
		1.Ed BROWN													
		2.Johannes VAN OVERBEEK													
		3.Jonathon FOGARTY													
		LMP2													
		32						Signatech Alpine							
								1.Nelson PANCIATICI							
								2.Paul Loup CHATIN							
								3.Vincent CAPILLAIRE							
								Alpine A450b - Nissan							
								LMP2							
		33						Strakka Racing							
								1.Nick LEVENTIS							
								2.Danny WATTS							
								3.Jonny KANE							
								Gibson 015S - Nissan							
								LMP2							



FIA WEC
6 Hours of Circuit of the Americas
Free Practice 1

Sector Analysis

■ Personal Best ■ Session Best B Crossing the finish line in pit lane

Lap	D	Time	Sector 1	Sector 2	Sector 3	T. Spd	Elapsed	Lap	D	Time	Sector 1	Sector 2	Sector 3	T. Spd	Elapsed
19	2	2:08.454	27.500	49.964	50.990	248.8	50:24.135	1	1	3:17.276	1:27.822	55.498	53.956	225.9	3:17.276
20	2	2:08.349	27.565	49.626	51.158	250.0	52:32.484	2	1	2:10.826	28.527	50.232	52.067	250.6	5:28.102
21	2	2:10.137	27.514	50.432	52.191	248.3	54:42.621	3	1	2:09.221	28.189	49.811	51.221	251.2	7:37.323
22	2	2:08.766	27.489	50.114	51.163	250.6	56:51.387	4	1	2:09.221	27.741	50.087	51.393	251.7	9:46.544
23	2	2:10.049	28.325	50.402	51.322	250.0	59:01.436	5	1	2:08.456	27.673	49.454	51.329	251.2	11:55.000
24	2	3:10.912	27.457	1:17.529	1:25.926	80.0	1:02:12.348	6	1	2:12.807	29.174	51.385	52.248	247.1	14:07.807
25	2	2:23.683	41.337	50.611	51.735	247.7	1:04:36.031	7	1	2:09.299	27.813	50.035	51.451	251.2	16:17.106
26	2	2:08.651	27.658	49.921	51.072	249.4	1:06:44.682	8	1	2:09.719	27.799	49.984	51.936	249.4	18:26.825
27	2	2:11.034B	27.971	50.065	52.998	249.4	1:08:55.716	9	1	2:09.006	27.665	49.963	51.378	249.4	20:35.831
28	1	4:36.229	2:50.602	52.599	53.028	243.2	1:13:31.945	10	1	2:08.900	27.677	49.766	51.457	251.2	22:44.731
29	1	2:11.004	28.358	50.766	51.880	248.8	1:15:42.949	11	1	2:13.649B	27.777	50.301	55.571	251.2	24:58.380
30	1	2:10.008	27.991	50.576	51.441	247.7	1:17:52.957	12	1	3:54.204	2:10.261	51.263	52.680	249.4	28:52.584
31	1	2:09.994	28.175	50.509	51.310	247.7	1:20:02.951	13	1	2:13.842	28.013	50.712	55.117	229.3	31:06.426
32	1	2:14.645B	27.924	51.196	55.525	246.6	1:22:17.596	14	1	4:08.500	59.390	1:43.189	1:25.921	79.5	35:14.926
33	1	4:36.806	2:54.627	50.379	51.800	246.0	1:26:54.402	15	1	4:05.705	59.194	1:44.076	1:22.435	75.7	39:20.631
34	1	2:09.200	27.930	50.033	51.237	247.7	1:29:03.602	16	1	2:12.658	28.732	51.228	52.698	248.8	41:33.289
35	1	2:09.023	27.912	49.996	51.115	248.8	1:31:12.625	17	1	2:09.982	27.840	50.063	52.079	243.8	43:43.271

98	Aston Martin Racing		Aston Martin Vantage V8				
	1. Paul DALLA LANA	3. Mathias LAUDA	LMGTE Am				
2. Pedro LAMY							
1	2	3:33.067	1:36.535	55.052	1:01.480	201.1	3:33.067
2	2	2:10.843	28.448	50.589	51.806	248.3	5:43.910
3	2	2:12.225	29.340	50.635	52.250	250.6	7:56.135
4	2	2:09.682	28.341	49.882	51.459	249.4	10:05.817
5	2	2:10.395	28.032	50.455	51.908	234.8	12:16.212
6	2	2:23.110B	31.456	50.956	1:00.698	248.3	14:39.322
7	3	4:15.214	2:27.668	52.645	54.901	225.0	18:54.536
8	3	2:13.052	28.860	51.642	52.550	248.3	21:07.588
9	3	2:12.245	29.054	51.199	51.992	249.4	23:19.833
10	3	2:10.759	28.632	50.572	51.555	250.0	25:30.592
11	3	2:11.220	28.172	50.634	52.414	247.7	27:41.812
12	3	2:10.440	28.057	50.408	51.975	252.9	29:52.252
13	3	3:08.329B	28.182	1:14.688	1:25.459	79.5	33:00.581
14	1	6:38.084	4:11.204	1:32.520	54.360	188.2	39:38.665
15	1	2:13.305	28.774	50.612	53.919	248.3	41:51.970
16	1	2:15.449	31.773	50.713	52.963	242.7	44:07.419
17	1	2:11.106	29.095	50.261	51.750	248.8	46:18.525
18	1	2:11.290	28.117	50.696	52.477	249.4	48:29.815
19	1	2:11.001	28.264	50.630	52.107	251.7	50:40.816
20	1	2:15.407B	28.681	51.230	55.496	244.9	52:56.223
21	3	7:12.179	5:24.412	53.269	54.498	244.9	1:00:08.402
22	3	3:27.326	59.330	1:33.857	54.139	208.1	1:03:35.728
23	3	2:11.230	28.371	50.926	51.933	243.2	1:05:46.958
24	3	2:10.100	28.041	50.597	51.462	247.7	1:07:57.058
25	3	2:10.048	27.884	50.491	51.673	247.1	1:10:07.106
26	3	2:09.519	28.136	50.201	51.182	247.7	1:12:16.625
27	3	2:09.598	27.832	50.647	51.119	248.8	1:14:26.223
28	3	2:13.451B	28.091	50.208	55.152	247.1	1:16:39.674
29	1	4:10.204	2:21.025	52.451	56.728	240.0	1:20:49.878
30	1	2:11.523	28.575	50.829	52.119	246.0	1:23:01.401
31	1	2:11.432	28.168	51.141	52.123	244.3	1:25:12.833
32	1	2:10.891	28.061	51.021	51.809	247.1	1:27:23.724
33	1	2:11.080	28.472	50.562	52.046	247.7	1:29:34.804
34	1	2:10.293	27.995	50.303	51.995	247.1	1:31:45.097

99	Aston Martin Racing V8		Aston Martin Vantage V8		
	1. Alex MACDOWALL	3. Richie STANAWAY	LMGTE Pro		
2. Fernando REES					