


FIA WEC
6 HOURS OF SPA-FRANCORCHAMPS
Free Practice 2
Sector Analysis

Personal Best Session Best B Crossing the finish line in pit lane


Lap	D	Time	Sector 1	Sector 2	Sector 3	T. Spd	Elapsed	Lap	D	Time	Sector 1	Sector 2	Sector 3	T. Spd	Elapsed
1 Audi Sport Team Joest Audi R18 e-tron quattro 1. Lucas DI GRASSI 3. Tom KRISTENSEN LMP1 - H 2. Loic DUVAL								4 3 2:05.302 36.349 56.718 32.235 272.0 8:36.139 5 3 2:03.272 35.973 55.207 32.092 279.8 10:39.411 6 3 2:05.909 35.718 57.418 32.773 276.2 12:45.320 7 3 2:04.206 35.438 56.432 32.336 279.8 14:49.526 8 3 2:04.274 35.577 56.225 32.472 279.8 16:53.800 9 3 2:05.621 35.540 57.594 32.487 278.4 18:59.421 10 3 2:05.152 35.914 56.681 32.557 275.5 21:04.573 11 3 2:06.386 35.721 58.255 32.410 276.2 23:10.959 12 3 2:11.472 B 35.775 56.148 39.549 280.5 25:22.431 13 1 7:38.286 6:07.070 58.147 33.069 279.1 33:00.717 14 1 2:08.251 35.391 59.060 33.800 278.4 35:08.968 15 1 2:05.184 35.536 57.010 32.638 270.7 37:14.152 16 1 2:05.599 35.519 57.061 33.019 262.8 39:19.751 17 1 2:04.324 35.548 56.083 32.693 275.5 41:24.075 18 1 2:13.270 B 37.339 56.403 39.528 256.5 43:37.345 19 1 5:33.482 4:04.333 56.523 32.626 272.0 49:10.827 20 1 2:03.586 35.503 55.660 32.423 276.2 51:14.413 21 1 2:04.164 35.344 56.328 32.492 279.8 53:18.577 22 1 2:14.008 B 36.291 58.660 39.057 284.2 55:32.585 23 2 18:54.698 ... 57.745 32.138 270.7 1:14:27.283 24 2 2:05.087 35.771 56.870 32.446 276.2 1:16:32.370 25 2 2:04.129 35.429 56.668 32.032 285.7 1:18:36.499 26 2 2:21.792 B 35.778 57.037 48.977 285.0 1:20:58.291 27 2 7:42.535 6:12.186 56.404 33.945 280.5 1:28:40.826 28 2 2:00.738 35.281 53.694 31.761 285.7 1:30:41.564 29 2 2:01.112 35.202 54.360 31.550 275.5 1:32:42.676 30 2 2:10.935 B 35.104 55.900 39.931 281.2 1:34:53.611 31 1 2:47.588 1:19.353 56.527 31.708 279.1 1:37:41.199 32 1 2:02.899 35.384 55.488 32.027 279.8 1:39:44.098 33 1 2:02.546 35.230 55.561 31.755 270.7 1:41:46.644 34 1 2:02.876 35.394 55.493 31.989 278.4 1:43:49.520 35 1 2:03.277 35.636 55.596 32.045 273.4 1:45:52.797 36 1 2:04.312 35.369 56.476 32.647 273.4 1:47:57.109 37 1 2:10.146 B 35.428 55.374 39.344 279.8 1:50:07.255 38 1 3:28.286 2:00.920 55.563 31.803 275.5 1:53:35.541 39 1 2:03.474 35.446 55.841 32.187 276.9 1:55:39.015 40 1 2:03.454 35.506 55.765 32.183 276.2 1:57:42.469 41 1 2:05.812 35.625 55.772 34.415 274.8 1:59:48.281 42 1 2:15.058 B 36.183 55.723 43.152 283.5 2:02:03.339							
2 Audi Sport Team Joest Audi R18 e-tron quattro 1. Marcel FÄSSLER 3. Benoit TRÉLUIYER LMP1 - H 2. André LOTTERER								3 Audi Sport Team Joest Audi R18 e-tron quattro 1. Filipe ALBUQUERQUE 2. Marco BONANOMI							
1	3	2:21.809	48.082	59.121	34.606	260.2	2:21.809	1	2	2:23.043	48.743	1:01.050	33.250	261.5	2:23.043
2	3	2:04.563	36.208	55.800	32.555	279.1	4:26.372	2	2	2:06.526	35.965	58.193	32.368	295.9	4:29.569
3	3	2:04.465	36.142	55.920	32.403	274.1	6:30.837	3	2	2:04.862	35.216	57.608	32.038	289.5	6:34.431
								4	2	2:06.792	35.334	58.831	32.627	290.3	8:41.223
								5	2	2:04.907	34.983	58.173	31.751	302.5	10:46.130
								6	2	2:06.327			32.889		12:52.457
								7	2	2:14.085 B	35.014	59.886	39.185	297.5	15:06.542
								8	2	13:15.480	...	58.438	31.949	276.2	28:22.022
								9	2	2:03.339	34.858	56.647	31.834	296.7	30:25.361
								10	2	2:03.698	34.388	57.275	32.035	291.9	32:29.059
								11	2	2:05.029	34.647	58.468	31.914	282.7	34:34.088
								12	2	2:04.951	34.514	58.432	32.005	293.5	36:39.039
								13	2	2:05.440	34.627	57.842	32.971	299.2	38:44.479
								14	2	2:04.701	34.658	57.900	32.143	300.0	40:49.180
								15	2	2:12.823 B	34.519	58.589	39.715	295.1	43:02.003



FIA WEC
6 HOURS OF SPA-FRANCORCHAMPS
Free Practice 2
Sector Analysis

Personal Best Session Best B Crossing the finish line in pit lane

Lap	D	Time	Sector 1	Sector 2	Sector 3	T. Spd	Elapsed	Lap	D	Time	Sector 1	Sector 2	Sector 3	T. Spd	Elapsed	
12 Rebellion Racing Rebellion R-One - Toyota																
1. Nicolas PROST			3. Mathias BECHE			LMP1 - L										
2. Nick HEIDFELD																
1	2	23:40.982 B	...	1:11.433	45.352	248.8	23:40.982	30	3	1:59.887	33.690	55.878	30.319	306.8	1:30:44.880	
2	2	3:07.539	1:32.012	1:01.648	33.879	268.0	26:48.521	31	3	2:01.598	33.733	57.399	30.466	310.3	1:32:46.478	
3	2	2:11.781	37.845	1:00.227	33.709	288.8	29:00.302	32	3	2:09.681 B	33.794	56.922	38.965	310.3	1:34:56.159	
4	2	2:11.948	37.912	59.937	34.099	291.1	31:12.250	33	2	3:24.697	1:38.930	1:04.559	41.208	288.8	1:38:20.856	
5	2	2:27.685	37.679	1:14.817	35.189	293.5	33:39.935	34	2	2:02.190	34.127	57.510	30.553	300.8	1:40:23.046	
6	2	2:13.845	37.824	1:02.206	33.815	291.9	35:53.780	35	2	2:02.008	34.116	56.994	30.898	301.7	1:42:25.054	
7	2	2:13.677	38.093	1:01.776	33.808	290.3	38:07.457	36	2	2:13.817 B	34.238	58.195	41.384	305.9	1:44:38.871	
8	2	2:22.522 B	38.042	1:00.977	43.503	282.7	40:29.979	37	2	5:52.722	4:23.678	57.911	31.133	295.1	1:50:31.593	
9	2	31:59.406	...	1:03.196	33.794	261.5	1:12:29.385	38	2	2:03.237	34.317	56.859	32.061	304.2	1:52:34.830	
10	2	2:13.210	37.888	1:01.924	33.398	266.0	1:14:42.595	39	2	2:03.770	34.517	58.047	31.206	306.8	1:54:38.600	
11	2	2:17.173	38.058	1:03.261	35.854	280.5	1:16:59.768	40	2	2:02.405	34.481	57.063	30.861	304.2	1:56:41.005	
12	2	2:15.987	37.431	1:01.963	36.593	294.3	1:19:15.755	41	2	2:02.395	34.533	56.787	31.075	300.8	1:58:43.400	
13	2	2:28.062 B	37.262	1:04.848	45.952	291.1	1:21:43.817	42	2	2:13.427 B	36.779	57.536	39.112	291.1	2:00:56.827	
14	2	19:39.456	...	1:02.146	34.567	266.0	1:41:23.273									
15	2	2:13.744	37.496	1:02.505	33.743	290.3	1:43:37.017									
16	2	2:10.116	37.006	59.961	33.149	291.9	1:45:47.133									
17	2	2:19.453 B	36.902	1:00.366	42.185	291.9	1:48:06.586									
18	1	5:01.993	3:19.203	1:07.619	35.171	220.9	1:53:08.579									
19	1	2:17.638	38.903	1:03.967	34.768	254.1	1:55:26.217									
20	1	2:15.923	38.094	1:03.118	34.711	268.7	1:57:42.140									
21	1	2:14.381	38.318	1:01.976	34.087	284.2	1:59:56.521									
22	1	2:13.122	37.502	1:01.336	34.284	291.1	2:02:09.643									
14 Porsche Team Porsche 919 Hybrid																
1. Romain DUMAS			3. Marc LIEB			LMP1 - H										
2. Neel JANI																
1	1	2:31.207	57.096	59.610	34.501	266.7	2:31.207	30	3	2:01.620	33.893	56.717	31.010	304.2	41:37.225	
2	1	2:02.523	34.765	57.166	30.592	304.2	4:33.730	31	2	2:02.726	34.248	57.308	31.170	305.1	43:39.951	
3	1	2:01.629	34.487	56.557	30.585	307.7	6:35.359	32	2	2:03.209	34.274	57.741	31.194	306.8	45:43.160	
4	1	2:03.888	34.283	58.339	31.266	308.6	8:39.247	33	2	2:04.886	34.306	58.132	32.448	307.7	47:48.046	
5	1	2:02.105	34.325	57.153	30.627	309.5	10:41.352	34	2	2:05.189	35.511	58.393	31.285	294.3	49:53.235	
6	1	2:17.902 B	34.945	59.386	43.571	300.0	12:59.254	35	2	2:04.222	34.426	58.620	31.176	305.1	51:57.457	
7	1	9:31.015	7:56.127	58.386	36.502	294.3	22:30.269	36	2	2:05.024	34.310	58.596	32.118	307.7	54:02.481	
8	1	2:01.480	34.590	56.356	30.534	302.5	24:31.749	37	2	2:07.877	37.061	59.697	31.119	268.0	56:10.358	
9	1	2:10.895	36.742	58.763	35.390	282.7	26:42.644	38	2	2:04.950	35.158	58.734	31.058	299.2	58:15.308	
10	1	2:02.156	34.135	57.345	30.676	305.9	28:44.800	39	2	2:44.539 B	46.561	1:11.627	46.351	204.9	1:00:59.847	
11	1	2:04.663	35.649	57.882	31.132	297.5	30:49.463	40	3	15:31.378	...	59.721	31.700	269.3	1:16:31.225	
12	1	2:16.032 B	34.241	59.550	42.241	308.6	33:05.495	41	3	2:04.196	35.188	57.644	31.364	299.2	1:18:35.421	
13	1	3:24.028	1:48.789	57.600	37.639	300.0	36:29.523	42	3	2:21.859 B	35.328	58.325	48.206	301.7	1:20:57.280	
14	1	2:05.637	33.940	1:01.190	30.507	276.2	38:35.160	43	3	8:02.514	6:28.743	1:00.254	33.517	286.5	1:28:59.794	
15	1	2:11.333	33.886	1:03.894	33.553	302.5	40:46.493	44	3	2:04.898	35.155	58.547	31.196	289.5	1:31:04.692	
16	1	2:05.574	35.868	57.839	31.867	295.1	42:52.067	45	3	2:06.490	34.216	1:01.180	31.094	307.7	1:33:11.182	
17	1	2:02.138	33.954	57.120	31.064	299.2	44:54.205	46	3	2:12.681 B	34.391	58.547	39.743	305.9	1:35:23.863	
18	1	2:01.707	33.858	57.279	30.570	296.7	46:55.912	47	1	3:02.455	1:29.539	59.853	33.063	259.0	1:38:26.318	
19	1	2:04.905	33.850	59.621	31.434	308.6	49:00.817	48	1	2:04.129	34.505	57.849	31.775	302.5	1:40:30.447	
20	1	2:02.278	34.104	57.470	30.704	296.7	51:03.095	49	1	2:08.535	34.375	1:03.080	31.080	305.1	1:42:38.982	
21	1	2:03.914	34.634	58.315	30.965	300.8	53:07.009	50	1	2:11.817 B	34.617	58.749	38.451	289.5	1:44:50.799	
22	1	2:03.823	34.623	58.018	31.182	302.5	55:10.832	51	1	4:14.201	2:43.702	58.775	31.724	292.7	1:49:05.000	
23	1	2:14.389 B	35.017	58.891	40.481	302.5	57:25.221	52	1	2:03.624	34.440	58.023	31.161	302.5	1:51:08.624	
24	3	14:59.891	...	1:01.098	32.374	289.5	1:12:25.112	53	1	2:03.184	34.615	57.518	31.051	300.0	1:53:11.808	
25	3	2:04.907	34.744	59.219	30.944	300.8	1:14:30.019	54	1	2:05.183	35.029	58.612	31.542	299.2	1:55:16.991	
26	3	2:03.781	34.236	58.081	31.464	311.2	1:16:33.800	55	1	2:19.343 B	34.759	1:01.414	43.170	300.8	1:57:36.334	
27	3	2:04.652	34.353	59.440	30.859	310.3	1:18:38.452									
28	3	2:22.878 B	34.275	58.724	49.879	308.6	1:21:01.330									
29	3	7:43.663	6:14.816	58.291	30.556	266.0	1:28:44.993									
26 G-Drive Racing Morgan - Nissan																
1. Roman RUSINOV			3. Julien CANAL			LMP2										
2. Olivier PLA																



FIA WEC
6 HOURS OF SPA-FRANCORCHAMPS

Free Practice 2

Sector Analysis


Personal Best Session Best B Crossing the finish line in pit lane

Lap	D	Time	Sector 1	Sector 2	Sector 3	T. Spd	Elapsed	Lap	D	Time	Sector 1	Sector 2	Sector 3	T. Spd	Elapsed
17	1	2:24.304	40.904	1:05.513	37.887	255.9	44:55.678	2	2	2:21.000	40.510	1:04.085	36.405	258.4	8:02.738
18	1	2:32.761 B	42.686	1:06.632	43.443	243.8	47:28.439	3	2	2:22.125	40.417	1:05.138	36.570	259.6	10:24.863
19	1	8:12.616	6:28.011	1:07.333	37.272	244.9	55:41.055	4	2	2:28.726 B	39.928	1:05.303	43.495	261.5	12:53.589
20	1	2:27.096	41.358	1:08.229	37.509	256.5	58:08.151	5	2	11:10.846	9:27.431	1:07.147	36.268	248.3	24:04.435
21	1	2:47.130 B	53.067	1:08.031	46.032	226.9	1:00:55.281	6	2	2:28.799 B	40.353	1:04.907	43.539	260.2	26:33.234
22	2	12:50.623	...	1:06.321	36.663	252.3	1:13:45.904	7	2	4:35.064	2:52.190	1:06.266	36.608	257.1	31:08.298
23	2	2:25.334	42.491	1:06.208	36.635	251.7	1:16:11.238	8	2	2:21.627	40.245	1:05.091	36.291	261.5	33:29.925
24	2	2:21.680	40.465	1:04.801	36.414	258.4	1:18:32.918	9	2	2:28.565 B	39.889	1:04.837	43.839	262.8	35:58.490
25	2	2:32.454 B	40.480	1:04.638	47.336	260.9	1:21:05.372	10	1	4:31.780	2:47.776	1:07.110	36.894	248.8	40:30.270
26	1	18:52.604	...	1:04.079	36.253	254.7	1:39:57.976	11	1	2:23.081	40.686	1:05.362	37.033	258.4	42:53.351
27	1	2:19.075	40.415	1:02.825	35.835	255.9	1:42:17.051	12	1	2:22.044	40.346	1:04.958	36.740	260.9	45:15.395
28	1	2:20.383	40.649	1:03.718	36.016	257.1	1:44:37.434	13	1	2:29.386 B	40.289	1:04.597	44.500	262.1	47:44.781
29	1	2:26.226 B	40.046	1:04.130	42.050	259.0	1:47:03.660	14	1	7:49.646	6:05.843	1:05.250	38.553	256.5	55:34.427
30	2	4:39.065	2:53.981	1:08.435	36.649	246.0	1:51:42.725	15	1	2:22.688	40.465	1:05.836	36.387	262.8	57:57.115
31	2	2:20.530	39.929	1:04.437	36.164	259.6	1:54:03.255	16	1	2:44.748 B	44.279	1:12.716	47.753	183.4	1:00:41.863
32	2	2:19.662	40.019	1:03.862	35.781	259.6	1:56:22.917	17	1	10:59.775	9:16.759	1:06.502	36.514	255.3	1:11:41.638
33	2	2:27.821 B	39.839	1:04.332	43.650	260.9	1:58:50.738	18	1	2:21.283	40.306	1:04.539	36.438	259.6	1:14:02.921

95		Aston Martin Racing		Aston Martin Vantage V8			
1. Kristian POULSEN		3. Richie STANAWAY		LMGTE Am			
2. David HEINEMEIR HANSSON							
1	2	4:00.594	2:16.113	1:07.420	37.061	235.8	4:00.594
2	2	2:22.042	41.240	1:04.411	36.391	255.3	6:22.636
3	2	2:22.118	40.568	1:04.897	36.653	257.8	8:44.754
4	2	2:21.177	40.175	1:04.883	36.119	258.4	11:05.931
5	2	2:35.657	40.364	1:04.350	50.943	259.0	13:41.588
6	2	2:23.923	42.661	1:04.815	36.447	255.9	16:05.511
7	2	2:22.049	40.357	1:05.092	36.600	258.4	18:27.560
8	2	2:21.237	40.013	1:04.878	36.346	259.6	20:48.797
9	2	2:34.323 B	40.245	1:07.884	46.194	257.8	23:23.120
10	1	12:35.993	...	1:11.197	38.192	181.2	35:59.113
11	1	2:26.800	42.058	1:07.213	37.529	252.3	38:25.913
12	1	2:28.254	41.871	1:07.495	38.888	251.2	40:54.167
13	1	2:25.142	41.395	1:06.848	36.899	255.3	43:19.309
14	1	2:28.335	41.172	1:06.704	40.459	250.6	45:47.644
15	1	2:26.002	42.124	1:06.715	37.163	254.1	48:13.646
16	1	2:24.991	41.158	1:06.257	37.576	255.9	50:38.637
17	1	2:25.497	41.179	1:06.963	37.355	255.3	53:04.134
18	1	2:27.622	41.806	1:07.654	38.162	255.3	55:31.756
19	1	2:26.674	41.352	1:07.912	37.410	242.7	57:58.430
20	1	2:53.086 B	47.786	1:13.009	52.291	225.5	1:00:51.516
21	3	20:09.026 B	...	1:07.221	52.020	184.6	1:21:00.542
22	3	8:00.488	6:13.645	1:07.232	39.611	224.1	1:29:01.030
23	3	2:25.895	40.750	1:07.574	37.571	256.5	1:31:26.925
24	3	2:24.229	40.570	1:07.185	36.474	245.5	1:33:51.154
25	3	2:21.554	40.416	1:05.077	36.061	241.6	1:36:12.708
26	3	2:21.421	40.257	1:05.166	35.998	245.5	1:38:34.129
27	3	2:30.053 B	40.344	1:05.416	44.293	242.2	1:41:04.182
28	3	7:45.757	6:02.137	1:05.422	38.198	251.2	1:48:49.939
29	3	2:22.264	40.548	1:04.940	36.776	255.9	1:51:12.203
30	3	2:20.952	40.363	1:04.325	36.264	257.8	1:53:33.155
31	3	2:21.336	40.739	1:04.568	36.029	257.1	1:55:54.491
32	3	2:21.316	40.071	1:04.611	36.634	252.9	1:58:15.807
33	3	2:22.814	40.518	1:05.821	36.475	235.8	2:00:38.621

97		Aston Martin Racing		Aston Martin Vantage V8			
1. Darren TURNER		3. Bruno SENNA		LMGTE Pro			
2. Stefan MÜCKE							
1	2	5:41.738	3:56.116	1:08.797	36.825	231.8	5:41.738

98		Aston Martin Racing		Aston Martin Vantage V8			
1. Paul DALLA LANA		3. Christoffer NYGAARD		LMGTE Am			
2. Pedro LAMY							
1	2	9:13.898	7:25.182	1:09.966	38.750	208.5	9:13.898
2	2	2:21.052	40.811	1:03.938	36.303	257.1	11:34.950
3	2	2:21.958	40.472	1:04.770	36.716	258.4	13:56.908
4	2	2:30.765 B	40.750	1:05.194	44.821	258.4	16:27.673
5	1	6:16.532	4:28.461	1:09.108	38.963	243.2	22:44.205
6	1	2:26.376	41.977	1:06.421	37.978	252.9	25:10.581
7	1	2:25.896	41.440	1:06.211	38.245	258.4	27:36.477
8	1	2:25.731	41.256	1:06.488	37.987	257.8	30:02.208
9	1	2:28.041	41.436	1:07.655	38.950	256.5	32:30.249
10	1	2:25.293	41.452	1:06.388	37.453	257.8	34:55.542
11	1	2:39.038 B	41.609	1:07.527	49.902	255.9	37:34.580
12	3	5:34.074	3:49.673	1:07.245	37.156	235.8	43:08.654
13	3	2:30.078 B	40.800	1:05.892	43.386	259.6	45:38.732
14	3	8:22.829 B	6:31.696	1:06.720	44.413	246.6	54:01.561
15	3	23:55.619	...	1:05.200	35.925	237.9	1:17:57.180
16	3	2:22.365	40.064	1:04.604	37.697	253.5	1:20:19.545
17	3	3:09.411 B	58.022	1:14.445	56.944	210.5	1:23:28.956
18	1	8:37.271	6:51.211	1:08.181	37.879	247.7	1:32:06.227
19	1	2:24.786	41.371	1:06.220	37.195	255.9	1:34:31.013
20	1	2:26.169	40.742	1:07.642	37.785	259.0	1:36:57.182
21	1	2:24.403	41.091	1:06.182	37.130	256.5	1:39:21.585
22	1	2:23.204	40.882	1:05.419	36.903	255.3	1:41:44.789



FIA WEC
6 HOURS OF SPA-FRANCORCHAMPS

Free Practice 2

Sector Analysis

■ Personal Best ■ Session Best B Crossing the finish line in pit lane

Lap	D	Time	Sector 1	Sector 2	Sector 3	T. Spd	Elapsed	Lap	D	Time	Sector 1	Sector 2	Sector 3	T. Spd	Elapsed
23	1	2:24.052	41.293	1:05.821	36.938	256.5	1:44:08.841								
24	1	2:24.359	41.440	1:05.455	37.464	254.7	1:46:33.200								
25	1	2:32.760 B	40.946	1:05.498	46.316	262.8	1:49:05.960								
26	2	5:16.858	3:32.928	1:05.858	38.072	248.8	1:54:22.818								
27	2	2:22.024	40.327	1:04.623	37.074	258.4	1:56:44.842								
28	2	2:21.936	40.200	1:04.947	36.789	259.0	1:59:06.778								
29	2	2:21.202	40.100	1:04.479	36.623	259.0	2:01:27.980								

99	Aston Martin Racing		Aston Martin Vantage V8		
	1. Alex MACDOWALL	3. Fernando REES	LMGTE Pro		
	2. Darryl O'YOUNG				

1	3	5:43.506	3:57.822	1:08.458	37.226	231.8	5:43.506								
2	3	2:22.131	40.816	1:04.424	36.891	252.3	8:05.637								
3	3	2:23.852	42.143	1:05.166	36.543	258.4	10:29.489								
4	3	2:22.309	40.424	1:05.462	36.423	260.2	12:51.798								
5	3	2:30.971 B	40.404	1:05.553	45.014	260.2	15:22.769								
6	3	8:05.374	6:22.491	1:06.445	36.438	251.7	23:28.143								
7	3	2:21.620	40.203	1:04.863	36.554	260.9	25:49.763								
8	3	2:21.431	40.472	1:04.602	36.357	259.6	28:11.194								
9	3	2:21.326	40.235	1:04.922	36.169	261.5	30:32.520								
10	3	2:20.811	40.288	1:04.326	36.197	260.2	32:53.331								
11	3	2:33.585 B	40.706	1:06.625	46.254	249.4	35:26.916								
12	2	4:00.961	2:13.469	1:09.709	37.783	228.3	39:27.877								
13	2	2:26.459	41.793	1:07.627	37.039	251.2	41:54.336								
14	2	2:25.765	41.789	1:06.605	37.371	253.5	44:20.101								
15	2	2:24.868	41.332	1:06.457	37.079	257.1	46:44.969								
16	2	2:27.119	41.331	1:08.282	37.506	256.5	49:12.088								
17	2	2:24.123	41.304	1:06.042	36.777	256.5	51:36.211								
18	2	2:23.282	40.929	1:05.763	36.590	258.4	53:59.493								
19	2	2:31.292 B	41.340	1:05.904	44.048	254.7	56:30.785								
20	1	16:58.361	...	1:07.938	37.897	249.4	1:13:29.146								
21	1	2:26.274	41.852	1:07.266	37.156	251.7	1:15:55.420								
22	1	2:25.008	40.972	1:06.416	37.620	255.9	1:18:20.428								
23	1	2:35.315 B	40.807	1:06.106	48.402	257.8	1:20:55.743								
24	1	8:10.867	6:21.570	1:11.170	38.127	243.2	1:29:06.610								
25	1	2:21.836	39.975	1:04.649	37.212	260.9	1:31:28.446								
26	1	2:21.322	39.603	1:05.503	36.216	255.3	1:33:49.768								
27	1	2:30.647 B	40.353	1:04.998	45.296	260.9	1:36:20.415								
28	3	4:01.128	2:18.425	1:06.561	36.142	250.0	1:40:21.543								
29	3	2:21.636	40.201	1:04.460	36.975	258.4	1:42:43.179								
30	3	2:29.937 B	40.011	1:05.266	44.660	258.4	1:45:13.116								
31	2	3:38.244	1:53.155	1:06.732	38.357	224.1	1:48:51.360								
32	2	2:21.582	40.790	1:04.717	36.075	257.1	1:51:12.942								
33	2	2:21.670	40.683	1:04.829	36.158	256.5	1:53:34.612								
34	2	2:22.665	40.570	1:06.001	36.094	251.7	1:55:57.277								
35	2	2:22.204	40.439	1:05.671	36.094	259.0	1:58:19.481								
36	2	2:21.145	40.304	1:04.620	36.221	259.0	2:00:40.626								