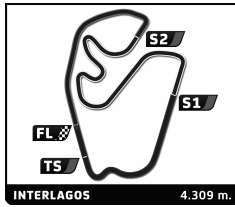


**FIA WEC**  
**6 Hours of Sao Paulo**  
**Qualifying Practice**

**Sector Analysis**

■ Personal Best ■ Session Best ■ Crossing the finish line in pit lane

Lap	D	Time	Sector 1	Sector 2	Sector 3	T. Spd	Elapsed	Lap	D	Time	Sector 1	Sector 2	Sector 3	T. Spd	Elapsed
<b>1</b>		<b>Audi Sport Team Joest</b>		Audi R18 e-tron quattro		1. Lucas DI GRASSI 2. Loic DUVAL		3. Tom KRISTENSEN		CLM P1/01 - AER		LMP1 - H			
1	3	38:32.153	...	43.096	19.772		38:32.152	1	1	38:48.942	...	48.251	20.337		38:48.941
2	3	1:19.266	20.142	39.640	19.484	280.5	39:51.418	2	1	1:22.503	20.818	41.775	19.910	295.9	40:11.444
3	3	1:18.920	20.378	<b>39.240</b>	<b>19.302</b>	266.7	41:10.338	3	1	1:22.168	20.655	41.797	<b>19.716</b>	296.7	41:33.612
4	3	1:31.164	<b>B</b> 22.150	42.320	26.694	263.4	42:41.502	4	1	<b>1:22.000</b>	20.644	41.552	19.804	297.5	42:55.612
5	1	2:37.128	1:37.372	40.207	19.549		45:18.630	5	1	1:32.025	<b>B</b> 20.600	42.373	29.052	297.5	44:27.637
6	1	<b>1:18.843</b>	<b>20.132</b>	39.375	19.336	289.5	46:37.473	6	2	5:30.774	4:27.050	43.622	20.102		49:58.411
7	1	1:20.140	20.421	40.317	19.402	268.0	47:57.613	7	2	1:22.011	<b>20.569</b>	<b>41.462</b>	19.980	297.5	51:20.422
8	1	1:18.905	20.222	39.310	19.373	280.5	49:16.518	8	2	1:56.062	20.774	1:15.166	20.122	295.9	53:16.484
9	1	1:31.628	<b>B</b> 23.141	41.870	26.617	272.7	50:48.146	9	2	1:22.146	20.727	41.535	19.884	298.3	54:38.630
10	2	1:34.796	<b>B</b> 20.816	45.008	28.972	298.3	56:13.426	10	2	1:34.796	<b>B</b> 20.816	45.008	28.972	298.3	56:13.426
<b>2</b>		<b>Audi Sport Team Joest</b>		Audi R18 e-tron quattro		1. Marcel FÄSSLER 2. André LOTTERER		3. Benoit TRÉLUYER		Rebellion R-One - Toyota		LMP1 - H			
1	1	38:25.877	...	41.266	19.561		38:25.876	1	2	38:54.157	...	49.757	22.386		38:54.156
2	1	1:19.033	20.266	39.605	<b>19.162</b>	276.9	39:44.909	2	2	1:23.840	21.079	41.732	21.029	283.5	40:17.996
3	1	<b>1:18.642</b>	<b>20.141</b>	<b>39.259</b>	19.242	276.9	41:03.551	3	2	1:21.096	20.622	40.467	20.007	284.2	41:39.092
4	1	1:28.756	<b>B</b> 20.250	42.487	26.019	260.9	42:32.307	4	2	1:20.974	<b>20.561</b>	40.445	19.968	285.7	43:00.066
5	3	2:14.419	1:13.372	41.164	19.883		44:46.726	5	2	1:20.996	20.616	40.365	20.015	285.7	44:21.062
6	3	1:20.178	20.574	39.817	19.787	273.4	46:06.904	6	2	1:33.279	22.023	51.026	20.230	285.0	45:54.341
7	3	1:19.604	20.256	39.857	19.491	280.5	47:26.508	7	2	<b>1:20.876</b>	20.650	<b>40.311</b>	<b>19.915</b>	284.2	47:15.217
8	3	1:18.994	20.318	39.402	19.274	264.1	48:45.502	8	2	1:31.948	<b>B</b> 21.268	43.110	27.570	283.5	48:47.165
9	3	1:18.890	20.385	39.307	19.198	268.7	50:04.392	9	3	2:57.812	1:56.225	41.575	20.012		51:44.977
10	3	1:31.808	<b>B</b> 20.750	42.584	28.474	257.1	51:36.200	10	3	1:21.660	20.920	40.737	20.003	282.7	53:06.637
11	3	1:21.191	20.800	40.319	20.072	284.2	54:27.828	12	3	1:21.711	20.819	40.672	20.220	284.2	55:49.539
13	3	1:21.469	20.697	40.613	20.159	283.5	57:11.008	14	3	1:28.317	<b>B</b> 20.819	40.415	27.083	284.2	58:39.325
<b>7</b>		<b>Toyota Racing</b>		Toyota TS 040 - Hybrid		1. Alexander WURZ 2. Stéphane SARRAZIN		3. Mike CONWAY		Rebellion R-One - Toyota		LMP1 - H			
1	2	41:30.296	...	41.773	19.948		41:30.295	1	2	38:47.473	...	47.396	20.555		38:47.472
2	2	1:18.837	19.832	39.795	19.210	289.5	42:49.132	2	2	1:22.026	21.038	40.879	20.109	282.7	40:09.498
3	2	<b>1:18.541</b>	20.018	<b>39.505</b>	19.018	287.2	44:07.673	3	2	<b>1:21.451</b>	<b>20.678</b>	<b>40.651</b>	20.122	284.2	41:30.949
4	2	1:18.594	19.909	39.670	<b>19.015</b>	288.8	45:26.267	4	2	1:21.761	20.868	40.770	20.123	285.7	42:52.710
5	2	1:24.360	19.918	44.670	19.772	288.8	46:50.627	5	2	1:21.966	20.897	40.887	20.182	285.0	44:14.676
6	2	1:29.353	20.588	48.834	19.931	291.1	48:19.980	6	2	1:34.169	<b>B</b> 21.646	43.709	28.814	285.0	45:48.845
7	2	1:18.657	19.922	39.663	19.072	291.1	49:38.637	7	1	3:42.204	2:37.892	44.061	20.251		49:31.049
8	2	1:32.270	<b>B</b> 19.971	45.034	27.265	289.5	51:10.907	8	1	1:22.008	21.072	40.869	20.067	285.7	50:53.057
9	3	3:01.966	1:59.894	42.138	19.934		54:12.873	9	1	1:21.935	21.033	40.787	20.115	285.0	52:14.992
10	3	1:19.402	19.901	40.389	19.112	291.9	55:32.275	10	1	1:21.656	20.759	40.841	<b>20.056</b>	285.7	53:36.648
11	3	1:19.350	20.091	40.107	19.152	288.0	56:51.625	11	1	1:21.708	20.757	40.823	20.128	285.7	54:58.356
12	3	1:26.629	20.431	46.134	20.064	288.0	58:18.254	12	1	1:21.795	20.743	40.893	20.159	285.7	56:20.151
13	3	1:19.237	<b>19.737</b>	40.409	19.091	291.9	59:37.491	13	1	1:45.229	<b>B</b> 20.755	50.269	34.205	284.2	58:05.380
14	3	1:27.715	19.904	47.706	20.105	288.8	1:01:05.206								
15	3	1:19.309	19.761	40.017	19.531	292.7	1:02:24.515								
<b>8</b>		<b>Toyota Racing</b>		Toyota TS 040 - Hybrid		1. Anthony DAVIDSON 2. Sébastien BUEMI		3. Marc LIEB		Porsche 919 Hybrid		LMP1 - H			
1	1	39:44.011	...	40.895	19.830		39:44.010	1	2	38:46.118	...	50.459	19.601		38:46.117
2	1	1:18.051	<b>19.645</b>	39.440	18.966	287.2	41:02.061	2	2	1:17.838	19.458	39.805	18.575	319.5	40:03.955
3	1	<b>1:17.902</b>	19.693	<b>39.277</b>	<b>18.932</b>	285.0	42:19.963	3	2	1:21.351	20.856	40.996	19.499	291.1	41:25.306
4	1	1:27.775	<b>B</b> 19.830	39.291	28.654	286.5	43:47.738	4	2	<b>1:17.523</b>	<b>19.243</b>	<b>39.732</b>	18.548	322.4	42:42.829
5	2	3:06.204	2:02.911	43.520	19.773		46:53.942	5	2	1:24.032	21.016	42.875	20.141	289.5	44:06.861
6	2	1:18.099	19.729	39.387	18.983	287.2	48:12.041	6	2	1:17.593	19.284	39.802	<b>18.507</b>	322.4	45:24.454
7	2	1:18.398	19.805	39.493	19.100	285.7	49:30.439								
8	2	1:33.431	21.982	52.335	19.114	287.2	51:03.870								
9	2	1:18.230	19.838	39.387	19.005	287.2	52:22.100								
10	2	1:34.177	<b>B</b> 19.830	44.457	29.890	286.5	53:56.277								



**FIA WEC**  
**6 Hours of Sao Paulo**  
**Qualifying Practice**

**Sector Analysis**

■ Personal Best ■ Session Best ■ Crossing the finish line in pit lane

Lap	D	Time	Sector 1	Sector 2	Sector 3	T. Spd	Elapsed	Lap	D	Time	Sector 1	Sector 2	Sector 3	T. Spd	Elapsed	
7	2	1:34.608	B	22.293	44.405	27.910	288.0	46:59.062	9	3	1:25.847	22.082	42.192	21.573	258.4	52:58.159
8	3	2:29.948	1:28.221	42.219	19.508		49:29.010	10	3	1:25.714	21.929	42.166	21.619	258.4	54:23.873	
9	3	1:18.137	19.631	39.990	18.516	322.4	50:47.147	11	3	1:25.681	21.925	42.230	21.526	258.4	55:49.554	
10	3	1:21.880	20.388	41.703	19.789	291.1	52:09.027	12	3	1:25.584	22.030	42.015	21.539	258.4	57:15.138	
11	3	1:18.261	19.662	40.029	18.570	327.3	53:27.288	13	3	1:25.445	21.822	42.163	21.460	259.0	58:40.583	
12	3	1:20.444	20.143	40.933	19.368	291.9	54:47.732	14	3	1:38.611	B	21.868	43.676	33.067	260.2	1:00:19.194
13	3	1:17.989	19.427	40.008	18.554	327.3	56:05.721									
14	3	1:27.930	B	20.399	40.430	27.101	288.0	57:33.651								
15	3	2:05.226	1:04.526	41.298	19.402		59:38.877									
16	3	1:18.029	19.476	39.929	18.624	324.3	1:00:56.906									
17	3	1:28.430	B	19.724	41.025	27.681	291.1	1:02:25.336								

Lap	D	Time	Sector 1	Sector 2	Sector 3	T. Spd	Elapsed	
1	2	38:41.146	...	46.218	19.823		38:41.144	
2	2	1:18.499	19.574	40.191	18.734	319.5	39:59.645	
3	2	1:22.303	20.465	42.639	19.199	291.1	41:21.947	
4	2	1:18.347	19.271	40.577	18.499	318.6	42:40.294	
5	2	1:20.924	19.538	42.278	19.108	293.5	44:01.218	
6	2	1:17.870	19.572	39.753	18.545	319.5	45:19.088	
7	2	1:27.907	B	20.480	41.766	256.1	46:46.995	
8	1	2:22.694	1:21.034	42.302	19.358		49:09.689	
9	1	1:17.442	19.303	39.631	18.508	324.3	50:27.131	
10	1	1:26.665	20.489	46.771	19.405	292.7	51:53.796	
11	1	1:17.959	19.557	39.765	18.637	328.3	53:11.755	
12	1	1:28.803	B	20.253	41.510	27.040	294.3	54:40.558
13	2	2:26.994	1:23.853	43.898	19.243		57:07.552	
14	2	1:17.743	19.537	39.759	18.447	318.6	58:25.295	
15	2	1:23.627	21.192	43.006	19.429	291.9	59:48.922	
16	2	1:17.560	19.528	39.510	18.522	320.5	1:01:06.482	
17	2	1:49.026	B	24.063	49.406	35.557	293.5	1:02:55.508

Lap	D	Time	Sector 1	Sector 2	Sector 3	T. Spd	Elapsed	
1	1	38:36.475	...	45.505	21.824		38:36.474	
2	1	1:26.756	22.245	42.996	21.515	252.3	40:03.230	
3	1	1:25.056	21.764	41.852	21.440	259.6	41:28.286	
4	1	1:24.838	21.656	41.905	21.277	257.8	42:53.124	
5	1	1:24.556	21.742	41.645	21.169	259.6	44:17.680	
6	1	1:39.570	B	21.652	45.486	32.432	257.8	45:57.250
7	2	4:38.468	3:32.394	43.992	22.082		50:35.718	
8	2	1:24.804	21.737	41.714	21.353	259.0	52:00.522	
9	2	1:24.287	21.647	41.357	21.283	261.5	53:24.809	
10	2	1:24.173	21.623	41.382	21.168	260.2	54:48.982	
11	2	1:39.072	B	21.677	44.240	33.155	261.5	56:28.054

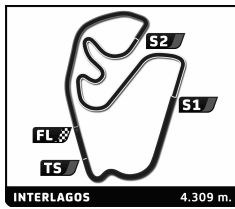
Lap	D	Time	Sector 1	Sector 2	Sector 3	T. Spd	Elapsed	
1	2	39:04.589	...	52.307	22.096		39:04.588	
2	2	1:25.853	21.982	42.217	21.654	256.5	40:30.441	
3	2	1:25.513	21.903	42.046	21.564	258.4	41:55.954	
4	2	1:25.697	21.656	42.535	21.506	259.0	43:21.651	
5	2	1:25.059	21.585	42.055	21.419	259.0	44:46.710	
6	2	1:28.610	22.734	44.373	21.503	260.2	46:15.320	
7	2	1:34.640	B	21.673	42.742	30.225	259.6	47:49.960
8	3	3:42.352	2:29.278	51.223	21.851		51:32.312	

Lap	D	Time	Sector 1	Sector 2	Sector 3	T. Spd	Elapsed	
1	1	38:58.069	...	53.289	22.738		38:58.068	
2	3	1:25.487	22.118	42.033	21.336	260.2	40:23.555	
3	3	1:24.750	21.785	41.678	21.287	262.1	41:48.305	
4	3	1:24.731	21.722	41.706	21.303	262.1	43:13.036	
5	3	1:24.504	21.653	41.572	21.279	262.8	44:37.540	
6	3	1:25.133	21.608	42.239	21.286	263.4	46:02.673	
7	3	1:35.404	B	21.674	42.022	31.708	262.8	47:38.077
8	2	3:03.182	1:56.490	45.082	21.610		50:41.259	
9	2	1:25.273	22.019	41.939	21.315	262.8	52:06.532	
10	2	1:24.882	21.638	41.971	21.273	262.8	53:31.414	
11	2	1:29.462	22.319	45.589	21.554	263.4	55:00.876	
12	2	1:26.073	21.634	43.119	21.320	264.7	56:26.949	
13	2	1:25.290	21.593	42.248	21.449	262.8	57:52.239	
14	2	1:25.257	21.607	42.322	21.328	262.8	59:17.496	
15	2	1:36.293	B	21.658	42.684	31.951	263.4	1:00:53.789

Lap	D	Time	Sector 1	Sector 2	Sector 3	T. Spd	Elapsed	
1	1	5:58.907	4:48.415	47.340	23.152		5:58.907	
2	1	1:31.348	23.356	45.288	22.704	252.9	7:30.255	
3	1	1:30.417	23.057	44.827	22.533	254.1	9:00.672	
4	1	1:42.171	23.397	55.503	23.271	255.3	10:42.843	
5	1	1:30.828	23.028	45.194	22.606	255.3	12:13.671	
6	1	1:30.357	23.056	44.745	22.556	254.1	13:44.028	
7	1	1:30.056	22.873	44.722	22.461	254.7	15:14.084	
8	1	1:43.287	B	24.299	47.883	31.105	255.9	16:57.371
9	2	2:38.324	1:28.221	47.318	22.785		19:35.695	
10	2	1:32.346	23.039	46.528	22.779	254.1	21:08.041	
11	2	1:30.578	22.904	45.002	22.672	253.5	22:38.619	
12	2	1:47.474	B	24.550	48.865	34.059	241.1	24:26.093
13	2	2:12.584	1:03.639	46.104	22.841		26:38.676	
14	2	1:30.873	22.963	45.216	22.694	252.9	28:09.549	

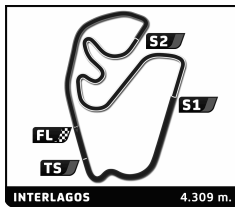


**FIA WEC**  
**6 Hours of Sao Paulo**  
**Qualifying Practice**

**Sector Analysis**

■ Personal Best ■ Session Best ■ Crossing the finish line in pit lane

Lap	D	Time	Sector 1	Sector 2	Sector 3	T. Spd	Elapsed	Lap	D	Time	Sector 1	Sector 2	Sector 3	T. Spd	Elapsed	
<b>61</b>	<b>AF Corse</b> Ferrari F458 Italia															
	1. Emerson FITTIPALDI							3. Jeffrey SEGAL								
	2. Alessandro PIER GUIDI							LMGTE Am								
	1	2	4:51.228	3:39.662	48.808	22.758		4:51.228	6	3	1:35.920	23.082	49.884	22.954	253.5	13:41.195
	2	2	1:31.038	23.186	45.156	22.696	249.4	6:22.266	7	3	<b>1:30.622</b>	22.901	<b>45.268</b>	<b>22.453</b>	252.3	15:11.817
	3	2	1:34.134	25.252	46.180	22.702	251.7	7:56.400	8	3	1:41.341 <b>B</b>	23.794	47.024	30.523	254.7	16:53.158
	4	2	1:30.893	<b>22.979</b>	45.331	22.583	254.7	9:27.293	9	2	2:44.630	1:33.566	48.365	22.699		19:37.788
	5	2	1:30.554	23.108	<b>44.959</b>	22.487	255.3	10:57.847	10	2	1:31.189	22.928	45.621	22.640	256.5	21:08.977
	6	2	1:30.753	23.202	44.975	22.576	256.5	12:28.600	11	2	1:31.096	23.154	45.353	22.589	255.3	22:40.073
	7	2	<b>1:30.523</b>	22.989	45.080	<b>22.454</b>	255.9	13:59.123	12	2	1:51.018 <b>B</b>	26.500	49.091	35.427	250.6	24:31.091
	8	2	1:40.977 <b>B</b>	22.988	45.993	31.996	256.5	15:40.100	13	2	2:23.031	1:02.655	56.951	23.425		26:54.121
	9	3	2:59.980	1:45.529	50.468	23.983		18:40.080	14	2	1:31.055	23.055	45.315	22.685	252.3	28:25.176
	10	3	1:31.568	23.310	45.429	22.829	250.0	20:11.648								
	11	3	1:31.722	23.364	45.448	22.910	253.5	21:43.370								
	12	3	1:47.225 <b>B</b>	23.574	49.147	34.504	249.4	23:30.595								
13	3	3:08.842	1:56.711	49.161	22.970		26:39.436									
14	3	1:31.585	23.255	45.595	22.735	250.0	28:11.021									
<b>71</b>	<b>AF Corse</b> Ferrari F458 Italia															
	1. Davide RIGON							3. Matteo CRESSONI								
	2. James CALADO							LMGTE Pro								
	1	2	3:16.481	2:00.917	52.114	23.450		3:16.481	1	2	2:35.946	1:17.014	55.458	23.474		2:35.946
	2	2	1:31.771	23.743	45.342	22.686	251.2	4:48.252	2	2	1:34.711	24.532	47.323	22.856	252.3	4:10.657
	3	2	1:32.968	23.219	46.104	23.645	251.2	6:21.220	3	2	<b>1:33.612</b>	<b>23.821</b>	<b>46.973</b>	<b>22.818</b>	253.5	5:44.269
	4	2	1:30.776	23.103	44.963	22.710	252.9	7:51.996	4	2	1:51.187 <b>B</b>	25.268	51.573	34.346	255.3	7:35.456
	5	2	1:30.678	23.031	45.015	22.632	252.9	9:22.674	5	1	3:03.521	1:43.156	56.695	23.670		10:38.977
	6	2	1:30.572	23.014	44.940	22.618	253.5	10:53.246	6	1	1:35.753	24.197	48.643	22.913	252.9	12:14.730
	7	2	<b>1:30.447</b>	22.949	<b>44.931</b>	22.567	254.7	12:23.693	7	1	1:35.384	24.219	48.101	23.064	255.3	13:50.114
	8	2	1:41.620 <b>B</b>	24.230	46.960	30.430	254.1	14:05.313	8	1	1:55.835 <b>B</b>	26.372	54.825	34.638	254.1	15:45.949
	9	1	3:02.597	1:53.035	46.650	22.912		17:07.910								
	10	1	1:30.607	23.047	45.017	<b>22.543</b>	252.3	18:38.517								
	11	1	1:30.635	23.071	44.942	22.622	253.5	20:09.152								
	12	1	1:31.728	<b>22.919</b>	45.218	23.591	253.5	21:40.880								
13	1	1:46.216 <b>B</b>	22.975	50.289	32.952	252.9	23:27.096									
14	1	3:16.854	2:05.323	48.339	23.192		26:43.949									
15	1	1:30.809	22.968	45.255	22.586	253.5	28:14.758									
<b>75</b>	<b>Prospeed Competition</b> Porsche 911 RSR															
	1. François PERRODO							3. Matthieu VAXIVIÈRE								
	2. Emmanuel COLLARD							LMGTE Am								
	1	3	3:52.604	2:39.197	50.324	23.083		3:52.604	1	2	4:14.339	3:02.378	49.024	22.937		4:14.339
	2	3	1:32.014	23.674	45.379	22.961	251.7	5:24.618	2	2	1:31.891	23.459	45.709	22.723	252.3	5:46.230
	3	3	1:32.036	23.436	45.796	22.804	252.3	6:56.654	3	2	1:31.544	23.435	<b>45.499</b>	<b>22.610</b>	253.5	7:17.774
	4	3	1:31.285	23.182	45.329	22.774	254.7	8:27.939	4	2	1:32.263	23.296	46.174	22.793	252.9	8:50.037
	5	3	1:40.850 <b>B</b>	23.295	46.906	30.649	255.3	10:08.789	5	2	1:31.521	23.206	45.632	22.683	254.1	10:21.558
	6	2	3:47.053	2:30.221	53.949	22.883		13:55.842	6	2	1:43.726 <b>B</b>	24.217	47.964	31.545	254.1	12:05.284
	7	2	<b>1:31.163</b>	23.153	<b>45.248</b>	22.762	253.5	15:27.005	7	3	3:01.851	1:52.124	47.001	22.726		15:07.135
	8	2	1:31.811	23.479	45.622	<b>22.710</b>	253.5	16:58.816	8	3	1:32.312	23.153	46.442	22.717	254.1	16:39.447
9	2	1:32.112	23.337	45.999	22.776	254.1	18:30.928	9	3	1:31.718	23.254	45.805	22.659	252.9	18:11.165	
10	2	1:31.582	23.248	45.586	22.748	254.7	20:02.510	10	3	<b>1:31.433</b>	23.155	45.569	22.709	254.1	19:42.598	
<b>81</b>	<b>AF Corse</b> Ferrari F458 Italia															
	1. Stephen WYATT							3. Andrea BERTOLINI								
	2. Michele RUGOLO							LMGTE Am								
	1	3	5:59.729	4:49.549	47.162	23.018		5:59.729	11	3	1:32.119	<b>23.032</b>	45.951	23.136	254.7	21:14.717
	2	3	1:31.543	23.135	45.831	22.577	254.1	7:31.272	12	3	2:00.561 <b>B</b>	23.226	54.281	43.054	254.1	23:15.278
	3	3	1:31.091	23.105	45.403	22.583	254.7	9:02.363	13	3	3:25.288	2:14.296	47.728	23.264		26:40.565
4	3	1:32.247	23.012	46.556	22.679	255.3	10:34.610	14	3	1:31.434	23.112	45.618	22.704	254.7	28:11.999	
5	3	1:30.665	<b>22.867</b>	45.272	22.526	255.3	12:05.275									
<b>88</b>	<b>Proton Competition</b> Porsche 911 RSR															
	1. Christian RIED							3. Khaled AL QUBAIS I								
	2. Klaus BACHLER							LMGTE Am								
	1	2	2:35.946	1:17.014	55.458	23.474		2:35.946	1	2	1:35.753	24.197	48.643	22.913	252.9	12:14.730
	2	2	1:34.711	24.532	47.323	22.856	252.3	4:10.657	2	1	1:35.384	24.219	48.101	23.064	255.3	13:50.114
	3	2	<b>1:33.612</b>	<b>23.821</b>	<b>46.973</b>	<b>22.818</b>	253.5	5:44.269	3	1	1:55.835 <b>B</b>	26.372	54.825	34.638	254.1	15:45.949
4	2	1:51.187 <b>B</b>	25.268	51.573	34.346	255.3	7:35.456									
<b>90</b>	<b>8 Star Motorsports</b> Ferrari F458 Italia															
	1. Gianluca RODA							3. Matteo CRESSONI								
	2. Paolo RUBERTI							LMGTE Am								
	1	2	4:14.339	3:02.378	49.024	22.937		4:14.339	4	2	1:32.263	23.296	46.174	22.793	252.9	8:50.037
	2	2	1:31.891	23.459	45.709	22.723	252.3	5:46.230	5	2	1:31.521	23.206	45.632	22.683	254.1	10:21.558
	3	2	1:31.544	23.435	<b>45.499</b>	<b>22.610</b>	253.5	7:17.774	6	2	1:43.726 <b>B</b>	24.217	47.964	31.545	254.1	12:05.284
	4	2	1:32.263	23.296	46.174	22.793	252.9	8:50.037	7	3	3:01.851	1:52.124	47.001	22.726		15:07.135
	5	2	1:31.521	23.206	45.632	22.683	254.1	10:21.558	8	3	1:32.312	23.153	46.442	22.717	254.1	16:39.447
	6	2	1:43.726 <b>B</b>	24.217	47.964	31.545	254.1	12:05.284	9	3	1:31.718	23.254	45.805	22.659	252.9	18:11.165
	7	3	3:01.851	1:52.124	47.001	22.726		15:07.135	10	3	<b>1:31.433</b>	23.155	45.569	22.709	254.1	19:42.598
	8	3	1:32.312	23.153	46.442	22.717	254.1	16:39.447	11	3	1:32.119	<b>23.032</b>	45.951	23.136	254.7	21:14.717
	9	3	1:31.718	23.254	45.805	22.659	252.9	18:11.165	12	3	2:00.561 <b>B</b>	23.226	54.281	43.054	254.1	23:15.278
	10	3	<b>1:31.433</b>	23.155	45.569	22.709	254.1	19:42.598	13	3	3:25.288	2:14.296	47.728	23.264		26:40.565
	11	3	1:32.119	<b>23.032</b>	45.951	23.136	254.7	21:14.717	14	3	1:31.434	23.112	45.618	22.704	254.7	28:11.999
12	3	2:00.561 <b>B</b>	23.226	54.281	43.054	254.1	23:15.278									
13	3	3:25.288	2:14.296	47.728	23.264		26:40.565									
14	3	1:31.434	23.112	45.618	22.704	254.7	28:11.999									
<b>91</b>	<b>Porsche Team Manthey</b> Porsche 911 RSR															
	1. Jörg BERGMEISTER							3. Richard LIETZ								
	2. Richard LIETZ							LMGTE Pro								
	1	1	4:08.473	2:55.869	49.746	22.858		4:08.473	1	1	4:08.473	2:55.869	49.746	22.858		4:08.473
	2	1	1:31.062	23.170	45.136	22.756	252.9	5:39.535	2	1	1:31.062	23.170	45.136	22.756	252.9	5:39.535
	3	1	1:30.577	23.056	44.906	22.615	254.1	7:10.112	3	1	1:30.577	23.056	44.906	22.615	254.1	7:10.112



**FIA WEC**  
**6 Hours of Sao Paulo**  
**Qualifying Practice**

**Sector Analysis**

■ Personal Best ■ Session Best B Crossing the finish line in pit lane

Lap	D	Time	Sector 1	Sector 2	Sector 3	T. Spd	Elapsed	Lap	D	Time	Sector 1	Sector 2	Sector 3	T. Spd	Elapsed
1	2	2:15.864	1:05.758	47.100	23.006		2:15.864	1	3	2:31.882	1:21.135	48.056	22.691		2:31.882
2	2	1:30.569	22.988	44.953	22.628	251.7	3:46.433	2	3	1:30.441	23.098	44.838	22.505	252.9	4:02.323
3	2	1:30.242	22.950	44.739	22.553	252.9	5:16.675	3	3	1:30.053	22.921	44.668	22.464	255.3	5:32.376
4	2	1:30.154	22.866	44.676	22.612	254.1	6:46.829	4	3	1:29.954	22.787	44.691	22.476	255.3	7:02.330
5	2	1:38.865 B	22.867	44.817	31.181	254.7	8:25.694	5	3	1:30.033	22.850	44.840	22.343	255.9	8:32.363
6	1	2:58.557	1:48.058	47.739	22.760		11:24.251	6	3	1:40.819 B	23.568	45.677	31.574	256.5	10:13.182
7	1	1:30.843	23.313	44.997	22.533	253.5	12:55.094	7	2	3:03.529	1:53.051	47.999	22.479		13:16.711
8	1	1:30.254	23.005	44.797	22.452	254.1	14:25.348	8	2	1:30.780	23.003	45.226	22.551	254.1	14:47.491
9	1	1:30.511	23.003	44.955	22.553	254.1	15:55.859	9	2	1:34.619	22.990	49.157	22.472	254.7	16:22.110
10	1	1:30.389	22.928	44.871	22.590	254.1	17:26.248	10	2	1:30.581	22.879	45.206	22.496	254.1	17:52.691
11	1	1:33.629	24.503	46.570	22.556	253.5	18:59.877	11	2	1:31.080	22.970	45.546	22.564	255.3	19:23.771
12	1	1:30.446	22.902	44.942	22.602	254.7	20:30.323	12	2	1:30.682	22.989	45.034	22.659	254.7	20:54.453
13	1	1:53.910 B	23.839	57.021	33.050	254.7	22:24.233	13	2	1:56.454 B	22.990	56.804	36.660	254.7	22:50.907

**95** **Aston Martin Racing** Aston Martin Vantage V8  
1. Kristian POULSEN 3. Nicki THIMM LMGTE Am  
2. David HEINEMEIER-HANSSON

1	3	1:41.905	29.035	49.935	22.935		1:41.905
2	3	1:30.119	22.943	44.688	22.488	252.9	3:12.024
3	3	1:30.124	22.840	44.752	22.532	254.1	4:42.148
4	3	1:46.365 B	23.842	49.711	32.812	252.3	6:28.513
5	2	3:05.600	1:52.554	50.287	22.759		9:34.113
6	2	1:30.970	23.233	45.133	22.604	254.1	11:05.083
7	2	1:30.909	23.071	45.205	22.633	255.3	12:35.992
8	2	1:30.822	23.070	45.128	22.624	254.7	14:06.814
9	2	1:47.438 B	24.173	49.880	33.385	254.1	15:54.252

**97** **Aston Martin Racing** Aston Martin Vantage V8  
1. Darren TURNER LMGTE Pro  
2. Stefan MÜCKE

1	2	5:56.087	4:43.077	50.266	22.744		5:56.087
2	2	1:30.295	23.078	44.770	22.447	254.1	7:26.382
3	2	1:29.887	22.999	44.534	22.354	254.7	8:56.269
4	2	1:29.858	22.956	44.478	22.424	255.9	10:26.127
5	2	1:48.551 B	25.660	52.578	30.313	255.3	12:14.678
6	1	2:41.012	1:28.922	49.001	23.089		14:55.690
7	1	1:30.543	23.093	44.959	22.491	254.1	16:26.233
8	1	1:30.539	23.023	44.994	22.522	255.3	17:56.772
9	1	1:30.163	22.849	44.779	22.535	255.9	19:26.935
10	1	1:38.858 B	22.734	44.606	31.518	256.5	21:05.793

**98** **Aston Martin Racing** Aston Martin Vantage V8  
1. Paul DALLA LANA 3. Christoffer NYGAARD LMGTE Am  
2. Pedro LAMY

1	2	3:59.881	2:44.448	52.182	23.251		3:59.881
2	2	1:34.567	23.636	47.835	23.096	249.4	5:34.448
3	2	1:30.712	23.073	45.075	22.564	252.3	7:05.160
4	2	1:30.172	22.959	44.834	22.379	252.9	8:35.332
5	2	1:30.078	22.841	44.755	22.482	254.7	10:05.410
6	2	1:39.641 B	23.241	46.130	30.270	254.1	11:45.051
7	3	3:13.191	1:57.960	51.630	23.601		14:58.242
8	3	1:31.234	23.482	45.125	22.627	252.9	16:29.476
9	3	1:30.852	23.331	44.945	22.576	252.3	18:00.328
10	3	1:30.504	23.128	44.912	22.464	252.9	19:30.832
11	3	1:48.444 B	24.174	48.518	35.752	254.7	21:19.276

**99** **Aston Martin Racing** Aston Martin Vantage V8  
1. Alex MACDOWALL 3. Fernando REES LMGTE Pro  
2. Darryl O'YOUNG