

# FIA WEC

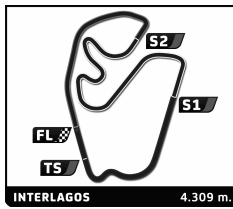
## 6 Hours of Sao Paulo

### Free Practice 1

#### Sector Analysis

■ Personal Best    
 ■ Session Best    
 ■ B Crossing the finish line in pit lane

Lap	D	Time	Sector 1	Sector 2	Sector 3	T. Spd	Elapsed	Lap	D	Time	Sector 1	Sector 2	Sector 3	T. Spd	Elapsed
<b>1 Audi Sport Team Joest</b> Audi R18 e-tron quattro 1. Lucas DI GRASSI 3. Tom KRISTENSEN LMP1 - H 2. Loic DUVAL								5	2	1:22.021	20.867	41.577	19.577	272.0	14:46.253
1	2	4:05.291 <b>B</b>	2:33.930	57.884	33.477		4:05.291	6	2	1:21.259	20.701	41.298	19.260	279.8	16:07.512
2	2	7:36.216	6:32.638	43.900	19.678		11:41.507	7	2	1:20.691	21.191	40.214	19.286	278.4	17:28.203
3	2	1:22.773	21.315	41.746	19.712	264.7	13:04.280	8	2	1:20.957	20.688	40.585	19.684	283.5	18:49.160
4	2	1:22.622	21.655	41.314	19.653	266.0	14:26.902	9	2	1:20.620	20.497	40.624	19.499	284.2	20:09.780
5	2	1:21.185	20.972	40.674	19.539	259.0	15:48.087	10	2	1:21.992	20.478	41.746	19.768	287.2	21:31.772
6	2	1:22.176	20.729	41.191	20.256	269.3	17:10.263	11	2	1:27.262 <b>B</b>	20.415	40.114	26.733	290.3	22:59.034
7	2	1:21.432	21.084	40.934	19.414	264.7	18:31.695	12	1	7:50.525	6:45.033	45.812	19.680		30:49.559
8	2	1:26.694	20.767	45.733	20.194	268.0	19:58.389	13	1	1:22.084	21.132	41.670	19.282	274.1	32:11.643
9	2	1:20.703	20.768	40.610	19.325	265.4	21:19.092	14	1	1:21.162	20.522	41.187	19.453	285.7	33:32.805
10	2	1:21.712	20.678	41.604	19.430	271.4	22:40.804	15	1	1:21.874	20.729	41.281	19.864	264.7	34:54.679
11	2	1:23.257	20.643	43.096	19.518	270.7	24:04.061	16	1	1:32.663 <b>B</b>	21.054	45.125	26.484	266.0	36:27.342
12	2	1:21.136	20.843	40.738	19.555	259.0	25:25.197	17	1	6:43.905	5:42.918	41.809	19.178		43:11.247
13	2	1:21.006	20.727	40.894	19.385	262.1	26:46.203	18	1	1:20.794	21.257	40.285	19.252	263.4	44:32.041
14	2	1:22.402	21.768	41.160	19.474	256.5	28:08.605	19	1	1:21.818	21.067	41.273	19.478	294.3	45:53.859
15	2	1:30.236 <b>B</b>	20.640	41.378	28.218	265.4	29:38.841	20	1	1:24.101	20.677	43.679	19.745	287.2	47:17.960
16	3	8:10.861	7:06.559	44.446	19.856		37:49.702	21	1	1:20.320	20.468	40.536	19.316	274.1	48:38.280
17	3	1:24.748	22.627	42.563	19.558	265.4	39:14.450	22	1	1:23.572	21.240	42.688	19.644	270.7	50:01.852
18	3	1:24.677	20.804	43.871	20.002	279.8	40:39.127	23	1	1:21.108	20.548	40.860	19.700	271.4	51:22.960
19	3	1:24.144	21.970	42.527	19.647	274.1	42:03.271	24	1	1:20.614	20.439	40.805	19.370	276.2	52:43.574
20	3	1:21.711	20.740	41.626	19.345	279.8	43:24.982	25	1	1:22.202	20.485	42.003	19.714	278.4	54:05.776
21	3	1:21.719	21.090	41.219	19.410	291.1	44:46.701	26	1	1:23.042	20.696	42.503	19.843	268.0	55:28.818
22	3	1:30.873 <b>B</b>	21.443	41.970	27.460	275.5	46:17.574	27	1	1:27.745 <b>B</b>	20.440	40.719	26.586	274.8	56:56.563
23	3	5:55.063	4:44.217	48.203	22.643		52:12.637	28	3	7:01.038	5:58.142	43.359	19.537		1:03:57.601
24	3	1:23.993	21.641	42.156	20.196	276.9	53:36.630	29	3	1:22.164	20.840	41.637	19.687	285.7	1:05:19.765
25	3	1:21.701	20.770	41.261	19.670	286.5	54:58.331	30	3	1:21.021	20.930	40.720	19.371	282.7	1:06:40.786
26	3	1:22.929	21.195	41.884	19.850	278.4	56:21.260	31	3	1:20.629	20.652	40.749	19.228	282.7	1:08:01.415
27	3	1:21.111	20.606	40.885	19.620	275.5	57:42.371	32	3	2:20.062	20.477	40.374	1:19.211	278.4	1:10:21.477
28	3	1:39.075	21.018	40.607	37.450	279.8	59:21.446	33	3	1:24.952	22.164	43.091	19.697	244.9	1:11:46.429
29	3	2:36.653 <b>B</b>	55.566	1:12.838	28.249	71.7	1:01:58.099	34	3	1:32.407 <b>B</b>	20.530	43.269	28.608	286.5	1:13:18.836
30	1	5:21.990	4:16.440	45.793	19.757		1:07:20.089	35	3	5:52.022	4:50.765	41.940	19.317		1:19:10.858
31	1	1:24.133	21.137	43.224	19.772	289.5	1:08:44.222	36	3	1:20.705	20.832	40.344	19.529	277.6	1:20:31.563
32	1	1:22.629	21.077	41.777	19.775	279.1	1:10:06.851	37	3	1:20.959	20.666	41.026	19.267	281.2	1:21:52.522
33	1	1:21.057	21.001	40.680	19.376	275.5	1:11:27.908	38	3	1:20.913	20.569	40.736	19.608	276.9	1:23:13.435
34	1	1:23.419	21.904	41.973	19.542	285.7	1:12:51.327	39	3	1:22.038	20.443	40.878	20.717	272.0	1:24:35.473
35	1	1:21.899	20.334	41.749	19.816	287.2	1:14:13.226	40	3	1:24.205	21.499	42.887	19.819	270.7	1:25:59.678
36	1	1:22.516	20.451	42.105	19.960	287.2	1:15:35.742	41	3	1:20.737	20.831	40.558	19.348	274.8	1:27:20.415
37	1	1:20.199	20.474	40.498	19.227	285.7	1:16:55.941	42	3	1:22.196	21.880	41.129	19.187	270.7	1:28:42.611
38	1	1:19.770	20.271	40.285	19.214	293.5	1:18:15.711	43	3	1:27.642 <b>B</b>	20.624	40.178	26.840	279.8	1:30:10.253
39	1	1:19.867	20.229	40.204	19.434	294.3	1:19:35.578								
40	1	1:20.675	20.489	40.883	19.303	294.3	1:20:56.253								
41	1	1:20.291	20.367	40.624	19.300	288.0	1:22:16.544								
42	1	1:21.803	20.333	41.864	19.606	290.3	1:23:38.347								
43	1	1:22.254	20.851	41.757	19.646	285.0	1:25:00.601								
44	1	1:20.695	20.898	40.327	19.470	287.2	1:26:21.296								
45	1	1:20.779	20.421	40.687	19.671	291.9	1:27:42.075								
46	1	1:22.971	20.723	41.540	20.708	288.0	1:29:05.046								
47	1	1:20.838	20.406	40.738	19.694	285.0	1:30:25.884								
<b>7 Toyota Racing</b> Toyota TS 040 - Hybrid 1. Alexander WURZ 3. Mike CONWAY LMP1 - H 2. Stéphane SARRAZIN								1	3	1:46.968	32.203	53.480	21.285	1:46.968	
1	3	1:23.857	21.532	42.598	19.727	283.5	3:10.825	2	3	1:23.178	20.983	42.519	19.676	291.9	4:34.003
2	3	1:22.675	20.944	42.108	19.623	292.7	5:56.678	3	3	1:22.446	20.863	41.957	19.626	295.9	7:19.124
3	3	1:24.267	21.818	42.231	20.218	298.3	8:43.391	4	3	1:31.334 <b>B</b>	21.810	41.746	27.778	295.1	10:14.725
4	3	7:56.295	6:54.857	42.017	19.421		18:11.020	5	3	1:22.686	20.920	42.304	19.462	295.1	19:33.706
5	3	1:22.686	20.920	42.304	19.462	295.1	19:33.706	6	3	1:21.981	20.800	41.676	19.505	293.5	20:55.687
6	3	1:22.385	20.620	41.890	19.875	298.3	22:18.072	7	3	1:22.250	20.691	41.861	19.698	298.3	23:39.892
7	3	1:21.820	20.680	41.526	19.614	296.7	23:39.892	8	3	1:30.016 <b>B</b>	20.595	42.392	27.029	298.3	25:02.142
8	3	1:22.250	20.691	41.861	19.698	298.3	25:02.142	9	3	9:02.535	7:59.761	43.312	19.462		26:32.158
9	3	1:30.016 <b>B</b>	20.595	42.392	27.029	298.3	26:32.158	10	3						35:34.693
10	3	9:02.535	7:59.761	43.312	19.462		35:34.693								



**FIA WEC**  
**6 Hours of Sao Paulo**  
**Free Practice 1**  
**Sector Analysis**

■ Personal Best ■ Session Best B Crossing the finish line in pit lane

Lap	D	Time	Sector 1	Sector 2	Sector 3	T. Spd	Elapsed	Lap	D	Time	Sector 1	Sector 2	Sector 3	T. Spd	Elapsed
16	3	1:21.469	20.642	41.302	19.525	295.1	36:56.162	26	1	1:21.737	20.454	41.425	19.858	285.7	56:42.673
17	3	1:21.901	20.694	41.514	19.693	296.7	38:18.063	27	1	1:24.088	20.550	43.574	19.964	284.2	58:06.761
18	3	1:23.403	20.532	42.634	20.237	297.5	39:41.466	28	1	2:12.591 B	20.667	55.073	56.851	284.2	1:00:19.352
19	3	1:22.588	20.858	42.143	19.587	299.2	41:04.054	29	1	3:32.503	2:26.374	46.430	19.699		1:03:51.855
20	3	1:35.435 B	20.550	43.096	31.789	300.0	42:39.489	30	1	1:23.148	20.753	42.607	19.788	284.2	1:05:15.003
21	1	3:03.289	1:58.582	44.683	20.024		45:42.778	31	1	1:20.576	20.447	40.743	19.386	284.2	1:06:35.579
22	1	1:23.100	21.028	42.529	19.543	285.7	47:05.878	32	1	1:30.988 B	20.465	42.807	27.716	288.0	1:08:06.567
23	1	1:23.201	21.055	41.662	20.484	298.3	48:29.079	33	1	8:47.353	7:46.622	41.278	19.453		1:16:53.920
24	1	1:22.148	20.920	41.535	19.693	287.2	49:51.227	34	1	1:20.404	20.498	<b>40.536</b>	19.370	290.3	1:18:14.324
25	1	1:22.536	21.234	41.751	19.551	298.3	51:13.763	35	1	<b>1:20.303</b>	20.365	40.636	<b>19.302</b>	292.7	1:19:34.627
26	1	1:25.317	20.415	44.834	20.068	298.3	52:39.080	36	1	1:20.771	<b>20.362</b>	41.020	19.389	294.3	1:20:55.398
27	1	1:21.646	20.442	41.463	19.741	298.3	54:00.726	37	1	1:20.427	20.409	40.702	19.316	288.0	1:22:15.825
28	1	1:33.047 B	21.158	43.316	28.573	300.0	55:33.773	38	1	1:31.879 B	22.773	42.179	26.927	241.6	1:23:47.704
29	2	8:04.325	6:58.329	45.899	20.097		1:03:38.098	39	1	5:38.935	4:37.236	42.041	19.658		1:29:26.639
30	2	1:22.821	21.382	42.015	19.424	284.2	1:05:00.919	40	1	1:21.266	20.557	41.128	19.581	285.0	1:30:47.905
31	2	1:22.279	20.851	42.001	19.427	286.5	1:06:23.198								
32	2	1:23.150	21.203	42.422	19.525	289.5	1:07:46.348								
33	2	1:21.087	20.693	40.986	<b>19.408</b>	290.3	1:09:07.435								
34	2	1:22.003	20.579	41.934	19.490	289.5	1:10:29.438								
35	2	1:28.470 B	20.401	41.296	26.773	290.3	1:11:57.908								
36	2	8:13.556	7:12.044	42.016	19.496		1:20:11.464								
37	2	1:21.372	20.987	40.947	19.438	282.7	1:21:32.836								
38	2	1:22.905	<b>20.353</b>	43.044	19.508	285.7	1:22:55.741								
39	2	1:20.951	20.551	<b>40.856</b>	19.544	285.7	1:24:16.692								
40	2	1:22.191	20.406	41.963	19.822	287.2	1:25:38.883								
41	2	1:24.141	22.620	41.980	19.541	291.9	1:27:03.024								
42	2	1:23.234	20.820	42.848	19.566	289.5	1:28:26.258								
43	2	1:21.408	20.457	41.331	19.620	291.1	1:29:47.666								
44	2	<b>1:20.825</b>	20.402	40.917	19.506	288.8	1:31:08.491								

Lap	D	Time	Sector 1	Sector 2	Sector 3	T. Spd	Elapsed
1	1	2:07.645 B	44.961	49.783	32.901		2:07.645
2	1	6:50.305	5:40.465	48.842	20.998		8:57.950
3	1	1:29.585	23.086	45.714	20.785	268.7	10:27.535
4	1	1:27.521	22.509	44.388	20.624	285.7	11:55.056
5	1	1:27.223	22.114	44.706	20.403	288.0	13:22.279
6	1	1:27.243	21.892	44.720	20.631	288.8	14:49.522
7	1	1:26.140	21.798	43.854	20.488	289.5	16:15.662
8	1	1:35.995 B	21.900	44.538	29.557	284.2	17:51.657
9	2	15:17.888	...	51.347	21.921		33:09.545
10	2	1:32.426	23.447	47.817	21.162	279.8	34:41.971
11	2	1:30.396	22.590	47.327	20.479	288.8	36:12.367
12	2	1:30.353	22.290	47.482	<b>20.581</b>	289.5	37:42.720
13	2	1:28.788	22.280	46.218	<b>20.290</b>	286.5	39:11.508
14	2	1:30.676	22.128	47.535	21.013	290.3	40:42.184
15	2	1:30.846	22.572	47.806	20.468	279.8	42:13.030
16	2	1:29.222	23.133	45.593	20.496	292.7	43:42.252
17	2	1:38.539 B	22.453	45.874	30.212	289.5	45:20.791
18	2	9:18.815	8:06.760	51.034	21.021		54:39.606
19	2	1:27.244	22.292	44.621	20.331	288.8	56:06.850
20	2	1:32.907	21.856	49.913	21.138	285.7	57:39.757
21	2	3:35.413 B	1:08.737	1:27.639	59.037	289.5	1:01:15.170
22	2	7:14.966	6:04.669	49.298	20.999		1:08:30.136
23	2	1:29.461	22.690	44.997	21.774	287.2	1:09:59.597
24	2	1:27.847	22.120	45.190	20.537	286.5	1:11:27.444
25	2	1:28.004	21.983	45.636	20.385	291.1	1:12:55.448
26	2	1:34.707 B	<b>21.715</b>	44.160	28.832	290.3	1:14:30.155
27	1	5:46.639	4:39.359	46.669	20.611		1:20:16.794
28	1	1:26.595	22.085	43.982	20.528	287.2	1:21:43.389
29	1	1:25.976	22.035	43.593	20.348	288.0	1:23:09.365
30	1	<b>1:25.655</b>	21.754	<b>43.439</b>	20.462	290.3	1:24:35.020
31	1	1:37.349 B	21.872	45.770	29.707	286.5	1:26:12.369

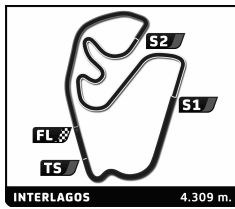
  

Lap	D	Time	Sector 1	Sector 2	Sector 3	T. Spd	Elapsed
1	3	2:08.615 B	45.359	49.728	33.528		2:08.615
2	3	7:46.575	6:39.447	45.354	21.774		9:55.190
3	3	1:27.829	21.815	45.252	20.762	275.5	11:23.019
4	3	1:25.514	21.510	43.412	20.592	281.2	12:48.533
5	3	1:24.550	21.389	42.761	20.400	285.0	14:13.083

**8** **Toyota Racing** Toyota TS 040 - Hybrid  
1. Anthony DAVIDSON LMP1 - H  
2. Sébastien BUEMI

**9** **Lotus** CLM P1/01 - AER  
1. Pierre KAFFER LMP1 - L  
2. Lucas AUER

**12** **Rebellion Racing** Rebellion R-One - Toyota  
1. Nicolas PROST LMP1 - L  
2. Nick HEIDFELD  
3. Mathias BECHE



**FIA WEC**  
**6 Hours of Sao Paulo**  
**Free Practice 1**

**Sector Analysis**

■ Personal Best ■ Session Best B Crossing the finish line in pit lane

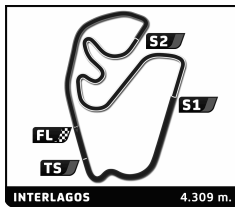
Lap	D	Time	Sector 1	Sector 2	Sector 3	T. Spd	Elapsed	Lap	D	Time	Sector 1	Sector 2	Sector 3	T. Spd	Elapsed
6	3	1:24.028	21.305	42.474	20.249	285.7	15:37.111	16	3	5:21.739	4:07.692	52.491	21.556		39:47.763
7	3	1:24.921	21.845	42.740	20.336	287.2	17:02.032	17	3	1:31.043	23.533	46.724	20.786	281.2	41:18.806
8	3	1:26.382	21.726	43.987	20.669	288.0	18:28.414	18	3	1:28.367	22.188	45.267	20.912	285.0	42:47.173
9	3	1:24.375	21.535	42.442	20.398	286.5	19:52.789	19	3	1:29.194	22.390	46.059	20.745	282.7	44:16.367
10	3	1:32.470B	21.803	42.394	28.273	286.5	21:25.259	20	3	1:30.106	22.219	46.774	21.113	284.2	45:46.473
11	3	7:00.229	5:55.685	43.779	20.765		28:25.488	21	3	1:26.006	21.814	43.669	20.523	285.0	47:12.479
12	3	1:25.021	21.647	42.711	20.663	281.2	29:50.509	22	3	1:24.805	21.635	42.822	20.348	285.7	48:37.284
13	3	1:23.623	21.257	41.951	20.415	284.2	31:14.132	23	3	1:24.607	21.612	42.544	20.451	285.7	50:01.891
14	3	1:26.126	21.467	43.963	20.696	287.2	32:40.258	24	3	1:26.028	22.227	43.322	20.479	283.5	51:27.919
15	3	1:26.017	21.668	43.923	20.426	288.0	34:06.275	25	3	1:24.304	21.617	42.356	20.331	286.5	52:52.223
16	3	1:23.628	21.548	41.732	20.348	287.2	35:29.903	26	3	1:24.018	21.501	42.353	20.164	286.5	54:16.241
17	3	1:23.526	21.237	41.985	20.304	286.5	36:53.429	27	3	1:25.136	21.283	42.605	21.248	288.0	55:41.377
18	3	1:33.590B	21.421	43.252	28.917	285.7	38:27.019	28	3	1:28.130	21.793	45.884	20.453	284.2	57:09.507
19	1	8:33.505	7:24.440	47.928	21.137		47:00.524	29	3	1:41.124B	21.435	47.841	31.848	287.2	58:50.631
20	1	1:28.416	22.445	45.119	20.852	282.0	48:28.940	30	2	9:55.475	8:46.635	47.111	21.729		1:08:46.106
21	1	1:27.599	22.326	44.499	20.774	266.7	49:56.539	31	2	1:27.849	22.552	44.167	21.130	282.0	1:10:13.955
22	1	1:27.003	21.850	44.411	20.742	285.0	51:23.542	32	2	1:27.326	22.012	44.116	21.198	281.2	1:11:41.281
23	1	1:26.363	22.062	43.664	20.637	284.2	52:49.905	33	2	1:29.988	21.843	46.845	21.300	284.2	1:13:11.269
24	1	1:25.406	21.734	43.025	20.647	285.0	54:15.311	34	2	1:27.770	21.838	45.121	20.811	284.2	1:14:39.039
25	1	1:25.238	21.535	42.836	20.867	285.7	55:40.549	35	2	1:25.882	21.569	43.643	20.670	282.7	1:16:04.921
26	1	1:26.733	21.433	44.673	20.627	283.5	57:07.282	36	2	1:25.817	21.585	43.550	20.682	284.2	1:17:30.738
27	1	1:27.201	22.729	43.607	20.865	287.2	58:34.483	37	2	1:37.014B	21.429	44.588	30.997	285.7	1:19:07.752
28	1	2:55.148B	30.913	1:29.514	54.721	286.5	1:01:29.631	38	2	4:49.627	3:45.699	43.137	20.791		1:23:57.379
29	2	4:26.515	3:17.318	48.007	21.190		1:05:56.146	39	2	1:24.620	21.524	42.654	20.442	284.2	1:25:21.999
30	2	1:31.750	25.914	44.826	21.010	285.7	1:07:27.896	40	2	1:24.399	21.330	42.377	20.692	285.7	1:26:46.398
31	2	1:26.937	22.280	44.095	20.562	283.5	1:08:54.833	41	2	1:23.520	21.405	41.803	20.312	285.7	1:28:09.918
32	2	1:26.900	22.063	43.556	21.281	287.2	1:10:21.733	42	2	1:23.685	21.178	42.170	20.337	284.2	1:29:33.603
33	2	1:27.991	22.863	44.544	20.584	246.0	1:11:49.724	43	2	1:24.824	21.102	43.405	20.317	283.5	1:30:58.427
34	2	1:25.170	21.666	42.862	20.642	286.5	1:13:14.894								
35	2	1:27.647	22.344	44.440	20.863	259.6	1:14:42.541								
36	2	1:29.363	22.002	45.404	21.957	287.2	1:16:11.904								
37	2	1:23.660	21.617	41.777	20.266	288.0	1:17:35.564								
38	2	1:38.490B	21.391	44.542	32.557	288.8	1:19:14.054								
39	2	4:12.367	3:07.864	43.395	21.108		1:23:26.421								
40	2	1:26.257	21.629	44.203	20.425	285.7	1:24:52.678								
41	2	1:23.736	21.732	41.740	20.264	286.5	1:26:16.414								
42	2	1:25.755	21.181	44.306	20.268	286.5	1:27:42.169								
43	2	1:33.431	23.751	48.139	21.541	248.8	1:29:15.600								
44	2	1:23.182	21.311	41.728	20.143	285.7	1:30:38.782								

13 Rebellion Racing		Rebellion R-One - Toyota					
1. Dominik KRAIHAMER		3. Fabio LEIMER					
2. Andrea BELICCHI		LMP1 - L					
1	1	3:01.461B	1:40.963	48.563	31.935		3:01.461
2	1	5:30.730	4:25.117	44.815	20.798		8:32.191
3	1	1:26.228	22.344	43.252	20.632	279.8	9:58.419
4	1	1:26.150	21.838	43.835	20.477	282.0	11:24.569
5	1	1:24.882	21.578	42.822	20.482	282.7	12:49.451
6	1	1:25.113	21.541	42.755	20.817	285.7	14:14.564
7	1	1:24.601	21.522	42.635	20.444	285.0	15:39.165
8	1	1:33.454B	22.102	43.569	27.783	286.5	17:12.619
9	1	8:35.341	7:30.475	44.370	20.496		25:47.960
10	1	1:24.307	21.774	42.175	20.358	283.5	27:12.267
11	1	1:24.009	21.409	42.202	20.398	284.2	28:36.276
12	1	1:24.034	21.572	42.251	20.211	285.0	30:00.310
13	1	1:26.703	22.290	44.163	20.250	285.7	31:27.013
14	1	1:24.617	21.330	42.849	20.438	285.7	32:51.630
15	1	1:34.394B	21.336	44.506	28.552	286.5	34:26.024

14 Porsche Team		Porsche 919 Hybrid					
1. Romain DUMAS		3. Marc LIEB					
2. Neel JANI		LMP1 - H					
1	3	1:56.596B	30.966	52.668	32.962		1:56.596
2	3	7:01.286	5:56.936	45.094	19.256		8:57.882
3	3	1:21.055	20.641	41.505	18.909	292.7	10:18.937
4	3	1:22.355	21.205	42.098	19.052	291.1	11:41.292
5	3	1:20.332	20.339	41.241	18.752	288.8	13:01.624
6	3	1:20.094	20.347	40.877	18.870	291.1	14:21.718
7	3	1:21.129	21.267	41.211	18.651	291.1	15:42.847
8	3	1:28.750B	20.132	42.169	26.449	293.5	17:11.597
9	3	7:40.338	6:38.737	42.917	18.684		24:51.935
10	3	1:21.558	21.465	41.420	18.673	280.5	26:13.493
11	3	1:20.987	20.825	41.525	18.637	293.5	27:34.480
12	3	1:19.692	20.291	40.790	18.611	291.9	28:54.172
13	3	1:20.046	20.430	40.972	18.644	288.8	30:14.218
14	3	1:20.191	20.235	41.194	18.762	291.9	31:34.409
15	3	1:21.539	20.464	42.389	18.686	292.7	32:55.948
16	3	1:22.466	20.571	43.159	18.736	292.7	34:18.414
17	3	1:27.638B	20.890	41.176	25.572	293.5	35:46.052
18	3	11:57.569	...	42.046	18.745		47:43.621
19	3	1:22.979	20.515	43.638	18.826	291.1	49:06.600
20	3	1:22.778	20.977	42.665	19.136	291.9	50:29.378
21	3	1:19.869	20.356	40.873	18.640	290.3	51:49.247
22	3	1:21.511	20.326	42.370	18.815	290.3	53:10.758
23	3	1:20.117	20.223	41.151	18.743	289.5	54:30.875
24	3	1:27.536B	20.199	41.404	25.933	291.9	55:58.411
25	1	2:33.281	1:28.830	45.097	19.354		58:31.692
26	1	2:36.736	29.988	1:25.434	41.314	295.1	1:01:08.428



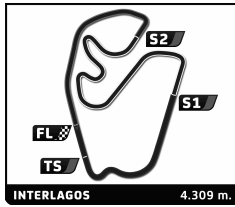
**FIA WEC**  
**6 Hours of Sao Paulo**  
**Free Practice 1**  
**Sector Analysis**

Personal Best Session Best B Crossing the finish line in pit lane

Lap	D	Time	Sector 1	Sector 2	Sector 3	T. Spd	Elapsed	Lap	D	Time	Sector 1	Sector 2	Sector 3	T. Spd	Elapsed
27	1	1:25.416	21.934	44.370	19.112	282.0	1:02:33.844	34	3	1:23.008	20.515	43.306	19.187	295.9	1:14:42.158
28	1	1:25.448	21.750	43.980	19.718	290.3	1:03:59.292	35	3	1:32.443 B	21.322	43.152	27.969	291.9	1:16:14.601
29	1	1:24.208	21.223	43.840	19.145	289.5	1:05:23.500	36	3	2:11.578	1:11.402	41.800	18.376		1:18:26.179
30	1	1:26.763	21.457	45.536	19.770	291.1	1:06:50.263	37	3	1:19.172	20.041	40.599	18.532	299.2	1:19:45.351
31	1	1:22.248	20.995	42.421	18.832	289.5	1:08:12.511	38	3	1:19.403	19.951	40.814	18.638	295.1	1:21:04.754
32	1	1:25.908	20.675	45.689	19.544	292.7	1:09:38.419	39	3	1:22.372	20.059	43.611	18.702	293.5	1:22:27.126
33	1	1:22.255	21.251	42.205	18.799	292.7	1:11:00.674	40	3	1:19.657	20.048	40.929	18.680	295.1	1:23:46.783
34	1	1:21.825	20.709	42.220	18.896	291.9	1:12:22.499	41	3	1:20.638	20.516	41.194	18.928	296.7	1:25:07.421
35	1	1:20.536	20.543	41.319	18.674	291.9	1:13:43.035	42	3	1:19.777	20.267	40.849	18.661	295.1	1:26:27.198
36	1	1:21.093	20.965	41.346	18.782	295.1	1:15:04.128	43	3	1:20.002	20.086	41.313	18.603	295.9	1:27:47.200
37	1	1:20.655	20.507	41.142	19.006	294.3	1:16:24.783	44	3	1:30.420 B	22.276	41.787	26.357	298.3	1:29:17.620
38	1	1:21.416	20.995	41.846	18.575	293.5	1:17:46.199								
39	1	1:20.629	20.399	41.628	18.602	295.9	1:19:06.828								
40	1	1:30.832 B	20.494	42.009	28.329	295.1	1:20:37.660								
41	1	2:26.646	1:27.043	41.303	18.300		1:23:04.306								
42	1	1:25.522	21.149	45.137	19.236	300.8	1:24:29.828								
43	1	1:21.009	20.212	41.265	19.532	292.7	1:25:50.837								
44	1	1:23.998	20.400	44.427	19.171	285.0	1:27:14.835								
45	1	1:23.823	20.970	44.035	18.818	293.5	1:28:38.658								
46	1	1:19.511	20.302	40.458	18.751	293.5	1:29:58.169								
47	1	1:24.113	20.699	44.792	18.622	291.1	1:31:22.282								

20		Porsche Team		Porsche 919 Hybrid			
		1.Timo BERNHARD	3.Brendon HARTLEY	LMP1 - H			
		2.Mark WEBBER					
1	1	1:54.953 B	29.572	53.513	31.868		1:54.953
2	1	5:43.627	4:39.400	44.874	19.353		7:38.580
3	1	1:23.859	21.124	43.808	18.927	295.1	9:02.439
4	1	1:21.783	20.865	42.181	18.737	291.9	10:24.222
5	1	1:22.581	20.533	42.304	19.744	291.1	11:46.803
6	1	1:21.652	20.742	42.153	18.757	279.8	13:08.455
7	1	1:21.020	20.311	42.037	18.672	293.5	14:29.475
8	1	1:29.502 B	20.274	41.850	27.378	295.1	15:58.977
9	1	11:03.213	...	42.858	18.565		27:02.190
10	1	1:22.915	20.399	42.379	20.137	300.8	28:25.105
11	1	1:21.547	20.446	42.368	18.733	290.3	29:46.652
12	1	1:21.413	20.301	41.318	19.794	291.9	31:08.065
13	1	1:24.965	20.201	45.281	19.483	292.7	32:33.030
14	1	1:20.286	20.412	41.342	18.532	291.1	33:53.316
15	1	1:20.012	20.193	41.186	18.633	295.1	35:13.328
16	1	1:29.566 B	20.181	42.020	27.365	295.1	36:42.894
17	1	11:17.830	...	43.115	18.968		48:00.724
18	1	1:20.334	20.263	41.498	18.573	288.0	49:21.058
19	1	1:23.253	21.881	42.520	18.852	293.5	50:44.311
20	1	1:21.481	21.075	41.462	18.944	293.5	52:05.792
21	1	1:28.840 B	20.382	41.324	27.134	291.1	53:34.632
22	3	2:34.230	1:28.278	46.337	19.615		56:08.862
23	3	1:25.057	21.268	44.509	19.280	289.5	57:33.919
24	3	1:27.806	20.675	42.770	24.361	291.9	59:01.725
25	3	2:27.280	48.875	1:19.260	19.145	148.6	1:01:29.005
26	3	1:23.549	20.871	43.490	19.188	308.6	1:02:52.554
27	3	1:22.473	22.176	41.717	18.580	259.0	1:04:15.027
28	3	1:30.187 B	20.886	41.626	27.675	295.9	1:05:45.214
29	3	2:11.654	1:10.284	42.953	18.417		1:07:56.868
30	3	1:20.721	20.894	40.944	18.883	295.9	1:09:17.589
31	3	1:19.407	20.206	40.630	18.571	293.5	1:10:36.996
32	3	1:20.525	20.707	41.130	18.688	293.5	1:11:57.521
33	3	1:21.629	20.186	42.222	19.221	294.3	1:13:19.150

26		G-Drive Racing		Ligier JS P2 - Nissan			
		1.Roman RUSINOV	3.Julien CANAL	LMP2			
		2.Olivier PLA					
1	2	2:13.257 B	46.781	52.685	33.791		2:13.257
2	2	3:56.516	2:45.980	48.276	22.260		6:09.773
3	2	1:38.844 B	23.301	44.623	30.920	250.6	7:48.617
4	2	5:49.493	4:40.814	46.432	22.247		13:38.110
5	2	1:26.983	22.280	43.154	21.549	254.7	15:05.093
6	2	1:26.353	22.020	42.969	21.364	257.1	16:31.446
7	2	1:27.777	22.663	43.247	21.867	259.6	17:59.223
8	2	1:25.670	21.986	42.293	21.391	258.4	19:24.893
9	2	1:25.948	22.046	42.478	21.424	264.1	20:50.841
10	2	1:26.056	22.116	42.574	21.366	262.8	22:16.897
11	2	1:35.316 B	22.020	44.221	29.075	262.1	23:52.213
12	2	10:25.914	9:17.802	45.992	22.120		34:18.127
13	2	1:29.873	22.885	45.263	21.725	260.2	35:48.000
14	2	1:28.333	22.247	43.987	22.099	262.1	37:16.333
15	2	1:26.341	22.192	42.649	21.500	258.4	38:42.674
16	2	1:27.571	22.564	43.429	21.578	261.5	40:10.245
17	2	1:33.785 B	22.116	42.330	29.339	260.2	41:44.030
18	3	4:05.221	2:53.837	49.315	22.069		45:49.251
19	3	1:31.516	23.219	45.604	22.693	261.5	47:20.767
20	3	1:28.670	22.765	44.111	21.794	261.5	48:49.437
21	3	1:27.783	22.476	43.617	21.690	256.5	50:17.220
22	3	1:28.337	22.109	44.675	21.553	257.8	51:45.557
23	3	1:29.166	22.722	44.804	21.640	259.0	53:14.723
24	3	1:27.101	22.423	43.203	21.475	262.1	54:41.824
25	3	1:27.866	22.018	44.256	21.592	259.6	56:09.690
26	3	1:27.267	22.377	43.217	21.673	261.5	57:36.957
27	3	1:44.278	22.143	43.061	39.074	260.2	59:21.235
28	3	2:30.806	55.265	1:13.166	22.375	78.1	1:01:52.041
29	3	1:28.566	22.813	44.137	21.616	256.5	1:03:20.607
30	3	1:26.630	22.274	42.962	21.394	255.9	1:04:47.237
31	3	1:26.995	22.047	43.437	21.511	260.9	1:06:14.232
32	3	1:41.065 B	22.950	45.732	32.383	264.1	1:07:55.297
33	1	3:41.765	2:33.371	46.720	21.674		1:11:37.062
34	1	1:29.239	22.836	44.836	21.567	259.6	1:13:06.301
35	1	1:33.015	26.283	45.221	21.511	262.8	1:14:39.316
36	1	1:27.548	22.654	43.435	21.459	262.1	1:16:06.864
37	1	1:26.352	22.145	42.878	21.329	262.1	1:17:33.216
38	1	1:26.967	22.205	43.392	21.370	260.9	1:19:00.183
39	1	1:26.509	22.088	43.040	21.381	259.0	1:20:26.692
40	1	1:26.855	22.136	43.492	21.227	266.7	1:21:53.547
41	1	1:26.327	21.988	42.947	21.392	263.4	1:23:19.874
42	1	1:26.815	22.254	43.247	21.314	262.8	1:24:46.689
43	1	1:26.848	22.119	42.971	21.758	264.7	1:26:13.537

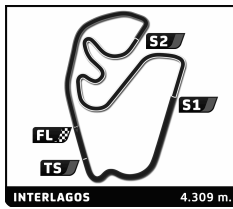


**FIA WEC**  
**6 Hours of Sao Paulo**  
**Free Practice 1**  
**Sector Analysis**

INTERLAGOS 4.309 m.

■ Personal Best ■ Session Best B Crossing the finish line in pit lane

Lap	D	Time	Sector 1	Sector 2	Sector 3	T. Spd	Elapsed	Lap	D	Time	Sector 1	Sector 2	Sector 3	T. Spd	Elapsed
44	1	1:27.581	<b>21.960</b>	44.065	21.556	260.2	1:27:41.118	3	1	1:31.383	23.846	45.624	21.913	256.5	8:47.441
45	1	1:26.949	22.150	42.694	22.105	265.4	1:29:08.067	4	1	1:29.555	22.747	44.736	22.072	258.4	10:16.996
46	1	1:26.859	21.987	43.441	21.431	263.4	1:30:34.926	5	1	1:30.721	23.171	45.489	22.061	260.9	11:47.717
<b>27</b> SMP Racing 1.Sergey ZLOBIN 2.Nicolas MINASSIAN 3.Maurizio MEDIANI Oreca 03R - Nissan LMP2								<b>6</b> 1 1:31.284 22.747 46.584 21.953 260.2 13:19.001 <b>7</b> 1 1:28.862 22.483 44.745 21.634 260.9 14:47.863 <b>8</b> 1 1:27.943 22.530 43.705 21.708 262.1 16:15.806 <b>9</b> 1 1:36.949B 22.984 44.165 29.800 262.1 17:52.755 <b>10</b> 1 7:03.524 5:55.714 46.034 21.776 24:56.279 <b>11</b> 1 1:27.412 22.479 43.370 21.563 261.5 26:23.691 <b>12</b> 1 1:27.938 22.322 44.009 21.607 262.8 27:51.629 <b>13</b> 1 <b>1:27.239</b> <b>22.256</b> <b>43.081</b> 21.902 262.8 29:18.868 <b>14</b> 1 1:36.295B 22.378 44.434 29.483 260.9 30:55.163 <b>15</b> 2 6:22.183 5:11.824 48.193 22.166 37:17.346 <b>16</b> 2 1:30.111 23.568 44.878 21.665 259.6 38:47.457 <b>17</b> 2 1:29.305 22.593 44.885 21.827 260.2 40:16.762 <b>18</b> 2 1:30.515 23.111 45.814 21.590 261.5 41:47.277 <b>19</b> 2 1:29.614 22.709 44.910 21.995 259.6 43:16.891 <b>20</b> 2 1:29.318 22.560 45.110 21.648 259.6 44:46.209 <b>21</b> 2 1:31.061 22.409 46.663 21.989 260.2 46:17.270 <b>22</b> 2 1:37.350B 22.832 44.258 30.260 261.5 47:54.620 <b>23</b> 2 6:42.484 5:34.839 46.043 21.602 54:37.104 <b>24</b> 2 1:27.920 22.414 43.951 21.555 261.5 56:05.024 <b>25</b> 2 1:28.670 22.305 44.225 22.140 260.2 57:33.694 <b>26</b> 2 1:47.447B 22.653 43.846 40.948 261.5 59:21.141 <b>27</b> 3 4:22.391 3:09.397 50.361 22.633 1:03:43.532 <b>28</b> 3 1:35.969 26.135 47.506 22.328 260.2 1:05:19.501 <b>29</b> 3 1:33.013 23.638 47.089 22.286 260.2 1:06:52.514 <b>30</b> 3 1:30.914 23.365 45.203 22.346 262.8 1:08:23.428 <b>31</b> 3 1:30.224 22.958 45.015 22.251 262.8 1:09:53.652 <b>32</b> 3 1:31.190 23.781 44.949 22.460 259.0 1:11:24.842 <b>33</b> 3 1:29.720 22.896 44.704 22.120 264.7 1:12:54.562 <b>34</b> 3 1:29.626 22.675 45.011 21.940 262.8 1:14:24.188 <b>35</b> 3 1:37.971B 22.592 44.058 31.321 264.1 1:16:02.159 <b>36</b> 3 5:23.374 4:15.066 45.839 22.469 1:21:25.533 <b>37</b> 3 1:28.037 22.815 43.710 21.512 262.1 1:22:53.570 <b>38</b> 3 1:29.285 23.035 44.521 21.729 263.4 1:24:22.855 <b>39</b> 3 1:28.688 22.613 44.466 21.609 264.1 1:25:51.543 <b>40</b> 3 1:27.517 22.596 43.422 <b>21.499</b> 264.1 1:27:19.060 <b>41</b> 3 1:28.949 22.784 43.651 22.514 264.1 1:28:48.009 <b>42</b> 3 1:27.978 22.314 43.935 21.729 262.1 1:30:15.987							
<b>37</b> SMP Racing 1.Kirill LADYGIN 2.Viktor SHAITAR 3.Anton LADYGIN Oreca 03R - Nissan LMP2								<b>47</b> KCMG 1.Matthew HOWSON 2.Richard BRADLEY 3.Alexandre IMPERATORI Oreca 03R - Nissan LMP2							
1	1	2:37.551B	1:12.794	52.234	32.523		2:37.551	1	1	2:11.633B	44.736	51.685	35.212		2:11.633
2	1	4:38.507	3:28.212	47.682	22.613		7:16.058	2	1	4:07.567	2:56.433	48.526	22.608		6:19.200
								3	1	1:32.849	23.903	46.653	22.293	258.4	7:52.049
								4	1	1:33.442	23.728	47.300	22.414	260.2	9:25.491
								5	1	1:33.086	24.206	46.947	21.933	259.0	10:58.577
								6	1	1:29.066	23.079	44.323	21.664	261.5	12:27.643
								7	1	1:31.138	22.871	46.113	22.154	266.0	13:58.781
								8	1	1:28.760	22.471	44.018	22.271	262.8	15:27.541
								9	1	1:28.704	22.532	44.136	22.036	262.8	16:56.245
								10	1	1:27.728	22.571	43.603	21.554	262.8	18:23.973
								11	1	1:36.623B	22.536	43.545	30.542	262.8	20:00.596
								12	1	3:48.184	2:42.123	44.213	21.848		23:48.780
								13	1	1:28.074	22.651	43.338	22.085	259.6	25:16.854
								14	1	1:27.812	22.587	43.382	21.843	259.0	26:44.666



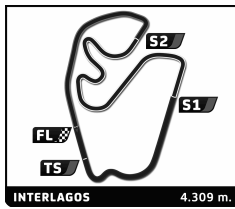
**FIA WEC**  
**6 Hours of Sao Paulo**  
**Free Practice 1**  
**Sector Analysis**

■ Personal Best ■ Session Best B Crossing the finish line in pit lane

Lap	D	Time	Sector 1	Sector 2	Sector 3	T. Spd	Elapsed	Lap	D	Time	Sector 1	Sector 2	Sector 3	T. Spd	Elapsed
15	1	1:27.823	22.454	43.670	21.699	262.1	28:12.489	17	2	1:33.242	23.650	46.495	23.097	252.3	37:49.369
16	1	1:27.253	22.375	<b>43.126</b>	21.752	259.6	29:39.742	18	2	1:33.169	23.642	46.422	23.105	250.6	39:22.538
17	1	1:38.832B	22.487	45.787	30.558	259.6	31:18.574	19	2	1:33.390	23.731	46.373	23.286	250.0	40:55.928
18	3	2:58.002	1:48.676	47.172	22.154		34:16.576	20	2	1:46.450B	23.592	46.836	36.022	251.2	42:42.378
19	3	1:29.963	23.118	45.038	21.807	262.1	35:46.539	21	1	3:05.976	1:53.012	49.646	23.318		45:48.354
20	3	1:30.682	22.803	44.605	23.274	259.6	37:17.221	22	1	1:36.202	24.132	48.466	23.604	252.3	47:24.556
21	3	1:28.162	22.583	43.867	21.712	252.9	38:45.383	23	1	1:33.723	24.063	46.569	23.091	250.6	48:58.279
22	3	1:29.115	22.370	45.182	21.563	259.0	40:14.498	24	1	1:33.539	23.817	46.516	23.206	250.0	50:31.818
23	3	1:28.201	22.353	43.921	21.927	260.9	41:42.699	25	1	1:38.880	23.652	51.205	24.023	251.2	52:10.698
24	3	1:28.063	22.468	44.073	21.522	259.0	43:10.762	26	1	1:34.177	23.786	47.194	23.197	250.6	53:44.875
25	3	1:37.295B	22.370	44.178	30.747	259.6	44:48.057	27	1	1:32.928	23.691	46.227	23.010	251.2	55:17.803
26	3	5:02.430	3:56.649	44.231	21.550		49:50.487	28	1	1:32.918	23.527	46.334	23.057	251.7	56:50.721
27	3	1:27.619	22.299	43.610	21.710	262.1	51:18.106	29	1	1:32.479	23.540	45.962	22.977	251.7	58:23.200
28	3	1:26.863	22.129	43.294	<b>21.440</b>	262.1	52:44.969	30	1	2:49.820B	24.652	1:27.574	57.594	252.3	1:01:13.020
29	3	1:27.568	22.041	43.844	21.683	264.1	54:12.537	31	1	4:22.123	3:11.335	47.749	23.039		1:05:35.143
30	3	1:28.365	22.054	44.424	21.887	264.1	55:40.902	32	1	1:33.067	23.923	46.194	22.950	250.6	1:07:08.210
31	3	1:48.566	22.353	59.132	27.081	262.8	57:29.468	33	1	1:32.286	23.544	45.862	22.880	252.3	1:08:40.496
32	3	1:41.966B	22.258	43.481	36.227	260.9	59:11.434	34	1	1:33.600	24.264	46.237	23.099	252.9	1:10:14.096
33	2	3:15.924	2:06.744	46.899	22.281		1:02:27.358	35	1	1:32.719	23.757	46.043	22.919	251.7	1:11:46.815
34	2	1:29.295	23.001	44.330	21.964	259.0	1:03:56.653	36	1	1:32.549	23.446	46.232	22.871	252.9	1:13:19.364
35	2	1:31.208	22.375	46.916	21.917	260.2	1:05:27.861	37	1	1:32.631	23.472	46.157	23.002	254.7	1:14:51.995
36	2	1:29.675	22.450	45.254	21.971	262.1	1:06:57.536	38	1	1:35.348	23.507	48.633	23.208	254.1	1:16:27.343
37	2	1:30.234	22.458	45.176	22.600	263.4	1:08:27.770	39	1	<b>1:31.734</b>	23.371	<b>45.652</b>	<b>22.711</b>	254.7	1:17:59.077
38	2	1:28.608	22.733	44.005	21.870	262.1	1:09:56.378	40	1	1:41.398B	23.586	46.632	31.180	255.3	1:19:40.475
39	2	1:28.295	22.276	44.019	22.000	262.8	1:11:24.673	41	2	3:20.649	2:09.593	48.077	22.979		1:23:01.124
40	2	1:27.855	22.117	44.043	21.695	262.8	1:12:52.528	42	2	1:32.525	23.436	45.964	23.125	253.5	1:24:33.649
41	2	1:27.732	22.203	43.807	21.722	262.8	1:14:20.260	43	2	1:36.025	<b>23.266</b>	49.736	23.023	253.5	1:26:09.674
42	2	1:28.778	22.698	43.951	22.129	265.4	1:15:49.038	44	2	1:32.022	23.465	45.772	22.785	253.5	1:27:41.696
43	2	1:28.249	22.299	43.891	22.059	261.5	1:17:17.287	45	2	1:51.285B	25.135	49.873	36.277	254.1	1:29:32.981
44	2	1:27.908	22.298	43.623	21.987	264.1	1:18:45.195								
45	2	1:27.374	22.276	43.551	21.547	263.4	1:20:12.569								
46	2	1:26.946	22.113	43.335	21.498	264.1	1:21:39.515								
47	2	<b>1:26.838</b>	<b>21.980</b>	43.218	21.640	263.4	1:23:06.353								
48	2	1:28.323	22.161	44.510	21.652	264.7	1:24:34.676								
49	2	1:30.693	22.464	46.387	21.842	264.7	1:26:05.369								
50	2	1:27.164	22.212	43.339	21.613	262.8	1:27:32.533								
51	2	1:28.102	22.122	44.365	21.615	264.1	1:29:00.635								
52	2	1:28.627	22.283	43.149	23.195	262.1	1:30:29.262								

51		AF Corse		Ferrari F458 Italia			
		1. Gianmaria BRUNI		LMGTE Pro			
		2. Toni VILANDER					
1	2	2:44.701B	1:04.965	59.699	40.037	2:44.701	
2	2	3:09.892	1:54.606	51.597	23.689	5:54.593	
3	2	1:35.188	24.056	47.676	23.456	247.7	7:29.781
4	2	1:41.462	24.080	53.884	23.498	248.8	9:11.243
5	2	1:38.901	23.905	51.421	23.575	247.7	10:50.144
6	2	1:35.089	24.023	47.556	23.510	247.1	12:25.233
7	2	1:34.418	24.039	47.013	23.366	248.8	13:59.651
8	2	1:34.276	23.936	46.964	23.376	251.7	15:33.927
9	2	1:45.032B	23.890	46.879	34.263	251.2	17:18.959
10	2	5:58.203	4:45.824	48.906	23.473		23:17.162
11	2	1:33.871	23.781	46.892	23.198	249.4	24:51.033
12	2	1:33.591	23.732	46.733	23.126	248.8	26:24.624
13	2	1:43.594B	23.876	47.145	32.573	252.3	28:08.218
14	2	4:59.956	3:49.285	47.536	23.135		33:08.174
15	2	1:34.509	23.681	47.686	23.142	252.3	34:42.683
16	2	1:33.444	23.819	46.570	23.055	253.5	36:16.127

61		AF Corse		Ferrari F458 Italia			
		1. Emerson FITTIPALDI		LMGTE Am			
		2. Alessandro PIER GUIDI		3. Jeffrey SEGAL			
1	2	2:24.896B	54.977	55.580	34.339	2:24.896	
2	2	3:06.701	1:54.287	49.008	23.406	5:31.597	
3	2	1:35.961	24.551	48.231	23.179	251.7	7:07.558
4	2	1:34.508	24.302	46.968	23.238	251.2	8:42.066
5	2	1:34.033	23.969	46.916	23.148	250.6	10:16.099
6	2	1:35.591	23.995	48.464	23.132	251.2	11:51.690
7	2	1:46.398B	23.919	48.866	33.613	251.7	13:38.088
8	2	5:14.374	4:04.127	47.164	23.083		18:52.462
9	2	1:33.899	24.431	46.646	22.822	254.1	20:26.361
10	2	1:33.478	23.786	46.784	22.908	255.3	21:59.839
11	2	1:42.755B	24.081	46.645	32.029	255.9	23:42.594
12	1	3:59.807	2:43.399	52.666	23.742		27:42.401
13	1	1:38.073	24.978	49.413	23.682	252.9	29:20.474
14	1	1:38.301	24.974	49.786	23.541	250.6	30:58.775
15	1	1:39.331	24.805	49.409	25.117	251.2	32:38.106
16	1	1:37.026	25.032	48.775	23.219	250.6	34:15.132
17	1	1:38.491	24.687	50.405	23.399	254.7	35:53.623
18	1	1:35.994	24.519	48.279	23.196	252.3	37:29.617
19	1	1:35.836	24.578	47.938	23.320	254.1	39:05.453
20	1	1:37.175	24.357	49.192	23.626	254.1	40:42.628
21	1	1:53.559B	26.049	50.091	37.419	240.5	42:36.187
22	3	3:23.006	2:08.432	51.067	23.507		45:59.193
23	3	1:36.764	24.448	48.715	23.601	248.8	47:35.957
24	3	1:35.264	24.253	47.669	23.342	252.3	49:11.221
25	3	1:34.288	23.856	47.221	23.211	254.1	50:45.509



**FIA WEC**  
**6 Hours of Sao Paulo**  
**Free Practice 1**  
**Sector Analysis**

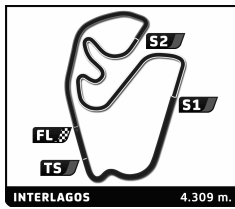
Personal Best Session Best B Crossing the finish line in pit lane

Lap	D	Time	Sector 1	Sector 2	Sector 3	T. Spd	Elapsed	Lap	D	Time	Sector 1	Sector 2	Sector 3	T. Spd	Elapsed
26	3	1:34.586	24.000	47.411	23.175	253.5	52:20.095	36	2	1:40.430 B	23.412	46.161	30.857	252.9	1:16:27.693
27	3	1:48.458 B	24.288	49.522	34.648	252.3	54:08.553	37	2	4:13.212	3:03.828	46.517	22.867		1:20:40.905
28	3	3:05.081	1:50.737	51.187	23.157		57:13.634	38	2	1:31.760	23.348	45.552	22.860	252.9	1:22:12.665
29	3	1:39.493	23.853	52.260	23.380	253.5	58:53.127	39	2	1:32.420	23.218	46.323	22.879	252.9	1:23:45.085
30	3	2:36.692	45.929	1:26.408	24.355	254.1	1:01:29.819	40	2	1:31.592	23.282	45.528	22.782	251.7	1:25:16.677
31	3	1:34.731	24.314	47.376	23.041	251.2	1:03:04.550	41	2	1:31.888	23.334	45.514	23.040	252.9	1:26:48.565
32	3	1:41.958 B	23.984	46.671	31.303	250.6	1:04:46.508	42	2	1:32.230	23.402	45.856	22.972	251.7	1:28:20.795
33	2	4:50.361	3:38.848	48.371	23.142		1:09:36.869	43	2	1:41.265 B	24.117	46.381	30.767	252.3	1:30:02.060
34	2	1:32.825	23.687	46.186	22.952	253.5	1:11:09.694								
35	2	1:34.001	23.607	47.429	22.965	254.1	1:12:43.695								
36	2	1:32.183	23.528	45.844	22.811	250.6	1:14:15.878								
37	2	1:43.347 B	23.558	46.778	33.011	255.3	1:15:59.225								
38	1	5:27.238	4:13.877	49.701	23.660		1:21:26.463								
39	1	1:35.545	24.439	47.965	23.141	250.6	1:23:02.008								
40	1	1:34.941	24.139	47.795	23.007	255.3	1:24:36.949								
41	1	1:34.004	24.207	46.835	22.962	252.3	1:26:10.953								
42	1	1:35.424	23.951	48.390	23.083	251.7	1:27:46.377								
43	1	1:34.795	24.033	47.839	22.923	255.3	1:29:21.172								
44	1	1:34.155	24.035	47.144	22.976	254.1	1:30:55.327								

Lap	D	Time	Sector 1	Sector 2	Sector 3	T. Spd	Elapsed
1	1	2:09.980	51.638	54.408	23.934		2:09.980
2	1	1:49.071 B	25.097	49.749	34.225	247.1	3:59.051
3	1	8:27.000	7:05.482	57.899	23.619		12:26.051
4	1	1:36.355	24.587	48.575	23.193	250.6	14:02.406
5	1	1:35.401	24.335	47.793	23.273	249.4	15:37.807
6	1	1:35.000	24.108	47.634	23.258	250.6	17:12.807
7	1	1:33.782	23.990	46.716	23.076	250.6	18:46.589
8	1	1:33.579	24.051	46.515	23.013	250.0	20:20.168
9	1	1:33.508	23.789	46.701	23.018	251.2	21:53.676
10	1	1:44.223 B	24.647	48.066	31.510	251.7	23:37.899
11	1	4:43.886	3:31.693	49.218	22.975		28:21.785
12	1	1:34.498	23.966	47.510	23.022	252.9	29:56.283
13	1	1:35.623	23.949	48.729	22.945	250.6	31:31.906
14	1	1:33.128	23.771	46.380	22.977	250.6	33:05.034
15	1	1:35.299	24.232	47.298	23.769	252.3	34:40.333
16	1	1:32.915	23.659	46.322	22.934	251.7	36:13.248
17	1	1:44.129 B	24.439	47.720	31.970	252.9	37:57.377
18	1	5:57.479	4:42.616	51.839	23.024		43:54.856
19	1	1:32.579	23.643	45.972	22.964	250.6	45:27.435
20	1	1:32.781	23.700	46.115	22.966	251.2	47:00.216
21	1	1:43.015 B	25.066	47.078	30.871	250.6	48:43.231
22	2	3:07.129	1:53.199	50.439	23.491		51:50.360
23	2	1:35.462	24.494	47.746	23.222	250.6	53:25.822
24	2	1:34.248	24.040	47.125	23.083	250.0	55:00.070
25	2	1:34.326	23.720	47.535	23.071	251.7	56:34.396
26	2	1:33.142	23.605	46.252	23.285	250.6	58:07.538
27	2	2:22.390 B	23.459	1:03.075	55.856	251.7	1:00:29.928
28	2	3:18.201	2:01.009	53.157	24.035		1:03:48.129
29	2	1:34.205	23.858	47.011	23.336	250.0	1:05:22.334
30	2	1:32.989	23.426	46.481	23.082	251.7	1:06:55.323
31	2	1:38.447	24.855	49.822	23.770	252.9	1:08:33.770
32	2	1:32.686	23.415	46.327	22.944	252.9	1:10:06.456
33	2	1:34.413	23.758	47.490	23.165	252.9	1:11:40.869
34	2	1:33.261	23.769	46.347	23.145	252.3	1:13:14.130
35	2	1:33.133	23.619	46.286	23.228	253.5	1:14:47.263

Lap	D	Time	Sector 1	Sector 2	Sector 3	T. Spd	Elapsed
1	3	2:49.190 B	1:09.283	1:01.479	38.428		2:49.190
2	3	4:26.788	3:05.827	56.734	24.227		7:15.978
3	3	1:38.237	25.339	49.266	23.632	250.0	8:54.215
4	3	1:43.455	24.645	55.323	23.487	250.6	10:37.670
5	3	1:36.453	24.463	48.719	23.271	251.2	12:14.123
6	3	1:35.125	24.214	47.785	23.126	252.9	13:49.248
7	3	1:34.212	24.055	47.087	23.070	253.5	15:23.460
8	3	1:33.581	23.811	46.745	23.025	253.5	16:57.041
9	3	1:42.005 B	23.871	46.787	31.347	254.1	18:39.046
10	3	3:47.373	2:31.380	52.071	23.922		22:26.419
11	3	1:35.393	23.795	48.494	23.104	253.5	24:01.812
12	3	1:33.291	23.775	46.484	23.032	253.5	25:35.103
13	3	1:52.581 B	23.654	55.071	33.856	255.3	27:27.684
14	1	5:52.743	4:32.003	55.695	25.045		33:20.427
15	1	1:57.977 B	28.603	54.718	34.656	247.1	35:18.404
16	1	3:41.863	2:24.819	52.642	24.402		39:00.267
17	1	1:41.869	26.129	51.850	23.890	246.6	40:42.136
18	1	1:41.642	25.798	51.785	24.059	251.2	42:23.778
19	1	1:40.867	26.207	50.779	23.881	251.2	44:04.645
20	1	1:38.583	25.111	49.948	23.524	252.3	45:43.228
21	1	1:41.937	25.221	52.295	24.421	251.7	47:25.165
22	1	1:38.264	25.187	49.636	23.441	251.2	49:03.429
23	1	1:38.403	25.013	49.852	23.538	253.5	50:41.832
24	1	1:46.284 B	24.754	49.757	31.773	252.9	52:28.116
25	2	5:16.205	4:01.431	50.995	23.779		57:44.321
26	2	2:14.024	24.902	56.157	52.965	251.7	59:58.345
27	2	2:10.094	53.603	53.234	23.257	80.5	1:02:08.439
28	2	1:36.151	24.034	48.935	23.182	251.7	1:03:44.590
29	2	1:47.705 B	26.210	49.107	32.388	252.9	1:05:32.295
30	2	2:35.111	1:23.250	48.860	23.001		1:08:07.406
31	2	1:34.768	24.112	47.218	23.438	252.9	1:09:42.174
32	2	1:34.437	24.132	47.153	23.152	252.9	1:11:16.611
33	2	1:41.753 B	24.007	46.808	30.938	253.5	1:12:58.364

Lap	D	Time	Sector 1	Sector 2	Sector 3	T. Spd	Elapsed
1	3	2:18.043 B	49.939	53.596	34.508		2:18.043
2	3	3:22.525	2:08.260	50.651	23.614		5:40.568
3	3	1:35.825	24.594	47.972	23.259	249.4	7:16.393
4	3	1:45.461	25.104	56.352	24.005	249.4	9:01.854
5	3	1:36.464	24.344	48.757	23.363	246.6	10:38.318
6	3	1:49.767 B	24.149	53.171	32.447	249.4	12:28.085
7	3	3:56.971	2:43.032	50.349	23.590		16:25.056
8	3	1:35.018	24.368	47.598	23.052	248.8	18:00.074
9	3	1:34.411	23.920	47.274	23.217	250.6	19:34.485
10	3	1:33.926	23.995	46.879	23.052	251.2	21:08.411



**FIA WEC**  
**6 Hours of Sao Paulo**  
**Free Practice 1**  
**Sector Analysis**

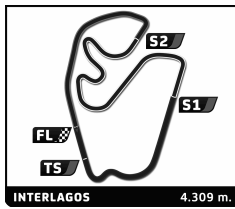
■ Personal Best ■ Session Best B Crossing the finish line in pit lane

Lap	D	Time	Sector 1	Sector 2	Sector 3	T. Spd	Elapsed	Lap	D	Time	Sector 1	Sector 2	Sector 3	T. Spd	Elapsed
11	3	1:33.530	23.865	46.716	22.949	250.6	22:41.941	18	3	1:40.687	25.640	51.353	23.694	251.7	36:08.966
12	3	1:33.170	23.678	46.563	22.929	252.3	24:15.111	19	3	1:41.563	25.316	50.984	25.263	252.9	37:50.529
13	3	1:33.025	23.650	46.402	22.973	250.6	25:48.136	20	3	1:40.392	25.681	50.785	23.926	245.5	39:30.921
14	3	1:33.479	23.740	46.676	23.063	252.3	27:21.615	21	3	1:38.372	25.280	49.910	23.182	252.9	41:09.293
15	3	1:41.971 B	23.576	47.125	31.270	252.3	29:03.586	22	3	1:47.457 B	24.947	49.920	32.590	256.5	42:56.750
16	1	4:00.459	2:44.047	52.499	23.913		33:04.045	23	2	3:03.653	1:50.102	50.258	23.293		46:00.403
17	1	1:40.014	25.106	51.352	23.556	248.8	34:44.059	24	2	1:37.969	24.256	49.966	23.747	254.7	47:38.372
18	1	1:40.561	25.764	51.089	23.708	251.2	36:24.620	25	2	1:35.221	23.987	48.253	22.981	253.5	49:13.593
19	1	1:37.916	24.731	49.655	23.530	250.0	38:02.536	26	2	1:33.748	24.026	46.725	22.997	254.1	50:47.341
20	1	1:38.752	24.964	50.388	23.400	248.8	39:41.288	27	2	1:33.414	23.753	46.654	23.007	256.5	52:20.755
21	1	1:37.204	24.553	49.245	23.406	247.7	41:18.492	28	2	1:34.635	23.858	47.767	23.010	254.7	53:55.390
22	1	1:36.887	24.661	48.909	23.317	250.0	42:55.379	29	2	1:34.255	23.943	47.275	23.037	253.5	55:29.645
23	1	1:36.117	24.281	48.470	23.366	250.0	44:31.496	30	2	1:41.703 B	23.710	47.948	30.045	254.1	57:11.348
24	1	1:36.227	24.470	48.303	23.454	250.0	46:07.723	31	3	4:52.796	3:21.199	1:08.163	23.434		1:02:04.144
25	1	1:36.408	24.231	48.781	23.396	250.6	47:44.131	32	3	1:37.429	25.187	48.636	23.606	251.7	1:03:41.573
26	1	1:35.773	24.093	48.271	23.409	251.2	49:19.904	33	3	1:35.821	24.874	47.865	23.082	251.7	1:05:17.394
27	1	1:45.743 B	24.046	49.250	32.447	251.2	51:05.647	34	3	1:35.357	24.331	47.848	23.178	252.9	1:06:52.751
28	2	6:13.414	4:59.528	50.570	23.316		57:19.061	35	3	1:36.387	24.327	47.917	24.143	255.3	1:08:29.138
29	2	1:34.820	23.962	47.786	23.072	250.0	58:53.881	36	3	1:35.529	24.288	48.022	23.219	254.7	1:10:04.667
30	2	2:38.286	49.363	1:24.492	24.431	253.5	1:01:32.167	37	3	1:37.219	24.210	49.874	23.135	254.1	1:11:41.886
31	2	1:33.653	24.248	46.436	22.969	251.2	1:03:05.820	38	3	1:34.966	24.232	47.502	23.232	257.1	1:13:16.852
32	2	1:33.178	23.904	46.309	22.965	252.3	1:04:38.998	39	3	1:34.388	24.046	47.156	23.186	256.5	1:14:51.240
33	2	1:33.354	23.678	46.477	23.199	251.7	1:06:12.352	40	3	1:41.098 B	23.903	47.263	29.932	257.1	1:16:32.338
34	2	1:45.283 B	23.707	49.721	31.855	252.3	1:07:57.635	41	1	3:03.478	1:52.526	47.610	23.342		1:19:35.816
35	2	2:37.491	1:26.646	47.789	23.056		1:10:35.126	42	1	1:34.907	24.053	47.820	23.034	253.5	1:21:10.723
36	2	1:33.287	23.647	46.581	23.059	251.2	1:12:08.413	43	1	1:34.266	23.939	47.333	22.994	254.1	1:22:44.989
37	2	1:33.156	23.525	46.694	22.937	250.6	1:13:41.569	44	1	1:34.016	23.907	47.214	22.895	254.1	1:24:19.005
38	2	1:32.702	23.552	46.142	23.008	251.2	1:15:14.271	45	1	1:35.343	23.847	48.369	23.127	254.7	1:25:54.348
39	2	1:43.467 B	23.618	47.449	32.400	251.2	1:16:57.738	46	1	1:34.095	23.818	47.186	23.091	254.1	1:27:28.443
40	1	3:26.739	2:11.768	51.641	23.330		1:20:24.477	47	1	1:34.587	23.829	47.821	22.937	253.5	1:29:03.030
41	1	1:36.751	24.231	49.404	23.116	251.2	1:22:01.228	48	1	1:35.111	23.888	47.486	23.737	254.7	1:30:38.141
42	1	1:35.503	23.961	48.478	23.064	252.3	1:23:36.731								
43	1	1:33.993	23.912	47.183	22.898	251.7	1:25:10.724								
44	1	1:33.801	23.982	46.889	22.930	251.7	1:26:44.525								
45	1	1:33.562	23.814	46.730	23.018	251.2	1:28:18.087								
46	1	1:34.035	23.831	47.089	23.115	251.2	1:29:52.122								
47	1	1:47.460 B	23.745	49.117	34.598	250.0	1:31:39.582								

88		Proton Competition		Porsche 911 RSR		
		1. Christian RIED	3. Khaled AL QUBAIS	LMGTE Am		
		2. Klaus BACHLER				
1	2	2:50.431 B	1:10.852	1:01.104	38.475	2:50.431
2	2	2:56.143	1:40.204	52.224	23.715	5:46.574
3	2	1:38.094	25.078	49.820	23.196	7:24.668
4	2	1:38.511	24.983	50.334	23.194	9:03.179
5	2	1:36.250	24.574	48.561	23.115	10:39.429
6	2	1:36.570	24.536	48.919	23.115	12:15.999
7	2	1:35.650	24.445	48.141	23.064	13:51.649
8	2	1:43.957 B	24.360	48.273	31.324	15:35.606
9	1	3:24.613	2:11.227	49.591	23.795	19:00.219
10	1	1:37.358	24.667	48.383	24.308	20:37.577
11	1	1:55.397	24.633	48.345	42.419	22:32.974
12	1	1:36.757	24.848	48.413	23.496	24:09.731
13	1	1:35.954	24.601	48.025	23.328	25:45.685
14	1	1:36.103	24.298	48.020	23.785	27:21.788
15	1	1:43.558 B	24.450	47.614	31.494	29:05.346
16	3	3:39.672	2:19.131	56.160	24.381	32:45.018
17	3	1:43.261	26.491	53.036	23.734	34:28.279

90		8 Star Motorsports		Ferrari F458 Italia		
		1. Gianluca RODA	3. Matteo CRESSONI	LMGTE Am		
		2. Paolo RUBERTI				
1	2	2:58.701	1:44.301	50.799	23.601	2:58.701
2	2	1:35.894	24.391	48.129	23.374	4:34.595
3	2	1:35.211	24.020	47.843	23.348	6:09.806
4	2	1:34.621	24.119	47.289	23.213	7:44.427
5	2	1:34.615	23.821	47.500	23.294	9:19.042
6	2	1:34.261	23.755	47.283	23.223	10:53.303
7	2	1:34.093	23.717	47.248	23.128	12:27.396
8	2	1:44.935 B	24.839	48.078	32.018	14:12.331
9	2	3:49.730	2:38.180	48.521	23.029	18:02.061
10	2	1:33.699	23.748	46.696	23.255	19:35.760
11	2	1:33.335	23.601	46.770	22.964	21:09.095
12	2	1:40.116	23.697	53.108	23.311	22:49.211
13	2	1:33.122	23.655	46.482	22.985	24:22.333
14	2	1:32.959	23.490	46.473	22.996	25:55.292
15	2	1:42.560 B	23.719	47.254	31.587	27:37.852
16	1	3:21.937	2:04.163	54.460	23.314	30:59.789
17	1	1:36.975	24.584	48.720	23.671	32:36.764
18	1	1:36.179	24.593	48.465	23.121	34:12.943
19	1	1:37.720	24.479	50.215	23.026	35:50.663
20	1	1:35.188	24.223	48.080	22.885	37:25.851
21	1	1:35.561	24.413	48.191	22.957	39:01.412
22	1	1:36.507	25.065	48.282	23.160	40:37.919
23	1	1:34.703	24.098	47.564	23.041	42:12.622





**FIA WEC**  
**6 Hours of Sao Paulo**  
**Free Practice 1**  
**Sector Analysis**

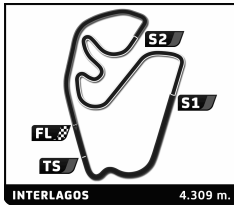
■ Personal Best ■ Session Best B Crossing the finish line in pit lane

Lap	D	Time	Sector 1	Sector 2	Sector 3	T. Spd	Elapsed	Lap	D	Time	Sector 1	Sector 2	Sector 3	T. Spd	Elapsed
24	1	1:35.736	24.015	48.092	23.629	254.1	43:48.358	31	1	1:32.514	23.492	46.102	22.920	248.3	1:13:00.729
25	1	1:34.567	24.103	47.555	22.909	253.5	45:22.925	32	1	1:32.459	23.359	46.108	22.992	253.5	1:14:33.188
26	1	1:44.693B	23.850	47.456	33.387	254.1	47:07.618	33	1	1:40.507B	23.377	46.086	31.044	252.3	1:16:13.695
27	1	5:15.126	4:03.855	48.276	22.995		52:22.744	34	2	5:29.411	4:15.499	50.797	23.115		1:21:43.106
28	1	1:34.549	24.055	47.433	23.061	254.7	53:57.293	35	2	1:34.196	24.479	46.217	23.500	251.2	1:23:17.302
29	1	1:34.738	24.180	47.317	23.241	254.7	55:32.031	36	2	1:34.263	23.523	47.699	23.041	251.7	1:24:51.565
30	1	1:34.161	23.869	47.409	22.883	254.1	57:06.192	37	2	1:32.359	23.306	46.140	22.913	252.3	1:26:23.924
31	1	1:34.176	24.033	46.993	23.150	252.9	58:40.368	38	2	1:32.362	23.308	45.880	23.174	253.5	1:27:56.286
32	1	2:59.052B	46.766	1:27.467	44.819	254.7	1:01:39.420	39	2	1:32.387	23.273	46.258	22.856	253.5	1:29:28.673
33	3	4:38.745	3:21.941	53.213	23.591		1:06:18.165	40	2	1:33.943	23.473	47.311	23.159	253.5	1:31:02.616
34	3	1:36.760	24.584	48.854	23.322	252.9	1:07:54.925								
35	3	1:36.120	24.576	48.281	23.263	251.7	1:09:31.045								
36	3	1:35.646	24.400	47.970	23.276	252.3	1:11:06.691								
37	3	1:37.807	24.934	49.710	23.163	252.9	1:12:44.498								
38	3	1:34.630	24.194	47.332	23.104	255.3	1:14:19.128								
39	3	1:34.044	24.047	47.098	22.899	255.3	1:15:53.172								
40	3	1:33.757	24.052	46.797	22.908	255.3	1:17:26.929								
41	3	1:45.499B	23.950	48.802	32.747	255.3	1:19:12.428								
42	3	3:23.788	2:12.984	47.749	23.055		1:22:36.216								
43	3	1:35.642	24.015	48.690	22.937	255.9	1:24:11.858								
44	3	1:33.206	23.753	46.697	22.756	255.3	1:25:45.064								
45	3	1:33.897	23.742	46.743	23.412	255.3	1:27:18.961								
46	3	1:33.160	23.797	46.519	22.844	255.3	1:28:52.121								
47	3	1:33.426	23.832	46.687	22.907	255.9	1:30:25.547								

91		Porsche Team Manthey		Porsche 911 RSR			
		1.Jörg BERGMEISTER		LMGTE Pro			
		2.Richard LIETZ					
1	1	2:14.066	53.173	57.089	23.804		2:14.066
2	1	1:37.884	25.411	49.378	23.095	202.6	3:51.950
3	1	1:34.911	24.284	47.602	23.025	241.6	5:26.861
4	1	1:46.832B	24.304	47.171	35.357	251.2	7:13.693
5	1	9:41.003	8:29.182	48.603	23.218		16:54.696
6	1	1:34.386	24.280	47.090	23.016	247.1	18:29.082
7	1	1:33.103	23.817	46.299	22.987	251.2	20:02.185
8	1	1:32.307	23.504	45.966	22.837	252.9	21:34.492
9	1	1:32.309	23.442	46.055	22.812	253.5	23:06.801
10	1	1:32.333	23.481	46.059	22.793	253.5	24:39.134
11	1	1:33.141	23.760	46.554	22.827	252.9	26:12.275
12	1	1:42.858B	23.460	48.777	30.621	252.9	27:55.133
13	2	5:28.490	4:11.648	53.609	23.233		33:23.623
14	2	1:34.529	24.495	47.098	22.936	252.9	34:58.152
15	2	1:33.048	23.779	46.494	22.775	254.1	36:31.200
16	2	1:34.177	23.533	47.515	23.129	253.5	38:05.377
17	2	1:34.526	23.614	48.020	22.892	252.3	39:39.903
18	2	1:33.493	23.538	47.135	22.820	252.9	41:13.396
19	2	1:34.413	23.489	47.384	23.540	254.7	42:47.809
20	2	1:41.971B	23.506	46.842	31.623	254.7	44:29.780
21	2	6:33.682	5:22.770	47.882	23.030		51:03.462
22	2	1:32.812	23.483	46.368	22.961	251.7	52:36.274
23	2	1:33.017	23.326	46.482	23.209	251.7	54:09.291
24	2	1:33.016	23.430	46.255	23.331	252.9	55:42.307
25	2	1:32.580	23.417	46.001	23.162	255.3	57:14.887
26	2	1:32.296	23.317	46.164	22.815	254.7	58:47.183
27	2	2:53.137B	45.935	1:23.489	43.713	254.1	1:01:40.320
28	1	6:41.017	5:31.141	46.936	22.940		1:08:21.337
29	1	1:32.523	23.429	46.011	23.083	250.0	1:09:53.860
30	1	1:34.355	24.615	46.711	23.029	248.8	1:11:28.215

92		Porsche Team Manthey		Porsche 911 RSR			
		1.Frédéric MAKOWIECKI		LMGTE Pro			
		2.Patrick PILET					
1	1	2:04.851	48.469	52.839	23.543		2:04.851
2	1	1:36.889	24.751	49.160	22.978	244.9	3:41.740
3	1	1:34.468	24.023	47.526	22.919	251.2	5:16.208
4	1	1:33.756	23.896	47.068	22.792	252.9	6:49.964
5	1	1:33.009	23.649	46.600	22.760	253.5	8:22.973
6	1	1:32.625	23.455	46.403	22.767	252.9	9:55.598
7	1	1:35.247	24.722	47.077	23.448	254.1	11:30.845
8	1	1:33.217	23.663	46.505	23.049	252.9	13:04.062
9	1	1:34.383	23.868	47.522	22.993	254.7	14:38.445
10	1	1:33.548	23.862	46.852	22.834	254.1	16:11.993
11	1	1:32.783	23.575	46.287	22.921	254.1	17:44.776
12	1	1:42.523B	24.901	46.394	31.228	254.1	19:27.299
13	1	6:06.000	4:54.986	48.111	22.903		25:33.299
14	1	1:32.261	23.597	45.897	22.767	252.3	27:05.560
15	1	1:32.264	23.404	46.162	22.698	253.5	28:37.824
16	1	1:32.248	23.435	46.092	22.721	254.7	30:10.072
17	1	1:32.702	23.514	46.421	22.767	254.1	31:42.774
18	1	1:33.947	23.368	47.534	23.045	254.7	33:16.721
19	1	1:32.097	23.335	46.071	22.691	256.5	34:48.818
20	1	1:35.674	23.306	49.228	23.140	259.0	36:24.492
21	1	1:39.715B	23.526	46.045	30.144	255.3	38:04.207
22	2	4:41.124	3:27.068	50.564	23.492		42:45.331
23	2	1:34.498	23.980	47.519	22.999	252.9	44:19.829
24	2	1:33.598	23.735	46.940	22.923	253.5	45:53.427
25	2	1:33.428	23.690	46.502	23.236	254.1	47:26.855
26	2	1:33.331	23.630	46.765	22.936	255.3	49:00.186
27	2	1:33.113	23.383	46.582	23.148	254.7	50:33.299
28	2	1:32.577	23.481	46.207	22.889	255.3	52:05.876
29	2	1:33.683	23.464	46.587	23.632	252.9	53:39.559
30	2	1:32.286	23.446	45.998	22.842	253.5	55:11.845
31	2	1:41.902B	24.678	46.261	30.963	254.1	56:53.747
32	2	5:39.203	4:29.531	46.625	23.047		1:02:32.950
33	2	1:32.747	23.542	46.290	22.915	251.2	1:04:05.697
34	2	1:33.490	24.087	46.378	23.025	252.3	1:05:39.187
35	2	1:33.083	23.642	46.486	22.955	253.5	1:07:12.270
36	2	1:32.398	23.458	46.064	22.876	254.7	1:08:44.668
37	2	1:32.573	23.410	46.210	22.953	254.7	1:10:17.241
38	2	1:32.467	23.451	46.045	22.971	254.7	1:11:49.708
39	2	1:33.396	23.635	46.547	23.214	255.3	1:13:23.104
40	2	1:32.399	23.426	46.084	22.889	255.3	1:14:55.503
41	2	1:33.096	23.513	46.653	22.930	254.7	1:16:28.599
42	2	1:32.212	23.348	45.975	22.889	255.9	1:18:00.811
43	2	1:32.028	23.371	45.838	22.819	256.5	1:19:32.839
44	2	1:32.363	23.266	45.915	23.182	255.9	1:21:05.202





**FIA WEC**  
**6 Hours of Sao Paulo**  
**Free Practice 1**

**Sector Analysis**

■ Personal Best   ■ Session Best   **B** Crossing the finish line in pit lane

Lap	D	Time	Sector 1	Sector 2	Sector 3	T. Spd	Elapsed	Lap	D	Time	Sector 1	Sector 2	Sector 3	T. Spd	Elapsed
27	1	5:15.372	2:57.041	1:30.258	48.073		1:01:11.668	38	2	1:33.464	23.245	46.604	23.615	254.1	1:18:46.654
28	1	1:40.544	26.250	50.609	23.685	204.9	1:02:52.212	39	2	1:43.675 <b>B</b>	23.218	47.696	32.761	254.7	1:20:30.329
29	1	1:38.361	25.380	49.704	23.277	249.4	1:04:30.573	40	2	3:19.693	2:05.902	50.560	23.231		1:23:50.022
30	1	1:38.248	25.187	48.937	24.124	252.9	1:06:08.821	41	2	1:32.137	23.410	46.128	22.599	252.9	1:25:22.159
31	1	1:37.216	24.749	48.917	23.550	251.2	1:07:46.037	42	2	1:32.559	23.175	46.641	22.743	254.7	1:26:54.718
32	1	1:35.860	24.418	48.225	23.217	251.2	1:09:21.897	43	2	2:26.658 <b>B</b>	52.529	55.357	38.772	254.7	1:29:21.376
33	1	1:35.342	24.083	48.144	23.115	251.7	1:10:57.239								
34	1	1:36.423	24.876	48.108	23.439	251.7	1:12:33.662								
35	1	1:35.082	24.129	47.875	23.078	252.3	1:14:08.744								
36	1	1:34.783	24.139	47.571	23.073	253.5	1:15:43.527								
37	1	1:34.477	23.814	47.623	23.040	254.1	1:17:18.004								
38	1	1:33.842	23.749	47.196	22.897	254.7	1:18:51.846								
39	1	1:33.360	23.583	46.872	22.905	253.5	1:20:25.206								
40	1	1:34.228	23.773	47.455	23.000	254.1	1:21:59.434								
41	1	1:32.708	23.495	46.398	22.815	252.9	1:23:32.142								
42	1	1:34.642	23.667	48.163	22.812	253.5	1:25:06.784								
43	1	1:42.530 <b>B</b>	23.874	46.838	31.818	252.9	1:26:49.314								

<b>99</b>	<b>Aston Martin Racing</b>	Aston Martin Vantage V8			
	1. Alex MACDOWALL	3. Fernando REES	LMGTE Pro		
	2. Darryl O'YOUNG				

1	1	2:51.063	1:20.353	1:05.107	25.603		2:51.063
2	1	1:51.646	28.619	58.518	24.509	216.0	4:42.709
3	1	1:44.954	26.409	54.060	24.485	238.4	6:27.663
4	1	1:41.716	26.328	51.257	24.131	246.0	8:09.379
5	1	1:37.992	25.311	49.030	23.651	247.1	9:47.371
6	1	1:44.631	24.676	54.772	25.183	247.7	11:32.002
7	1	1:56.526 <b>B</b>	27.493	53.605	35.428	229.3	13:28.528
8	1	8:30.842	7:16.744	50.171	23.927		21:59.370
9	1	1:41.796	26.897	51.295	23.604	247.7	23:41.166
10	1	1:36.392	24.823	48.405	23.164	249.4	25:17.558
11	1	1:35.446	24.453	48.012	22.981	251.7	26:53.004
12	1	1:33.964	23.984	47.027	22.953	251.7	28:26.968
13	1	1:33.919	24.042	46.899	22.978	253.5	30:00.887
14	1	1:34.100	23.955	47.075	23.070	252.9	31:34.987
15	1	1:38.344	24.446	50.760	23.138	254.7	33:13.331
16	1	1:33.853	24.026	46.961	22.866	253.5	34:47.184
17	1	1:43.513 <b>B</b>	23.853	49.036	30.624	256.5	36:30.697
18	3	4:16.799	2:56.649	55.287	24.863		40:47.496
19	3	1:36.672	24.856	48.271	23.545	252.3	42:24.168
20	3	1:34.241	24.376	46.908	22.957	253.5	43:58.409
21	3	1:33.283	23.921	46.380	22.982	253.5	45:31.692
22	3	1:32.756	23.511	46.308	22.937	253.5	47:04.448
23	3	1:32.731	23.506	46.340	22.885	252.9	48:37.179
24	3	1:35.093	23.734	48.170	23.189	253.5	50:12.272
25	3	1:32.803	23.409	46.414	22.980	253.5	51:45.075
26	3	1:32.800	23.263	46.592	22.945	251.7	53:17.875
27	3	1:32.311	23.282	46.204	22.825	252.9	54:50.186
28	3	1:42.364 <b>B</b>	23.295	46.654	32.415	253.5	56:32.550
29	3	6:08.425	4:58.013	47.417	22.995		1:02:40.975
30	3	1:32.559	23.216	46.475	22.868	251.2	1:04:13.534
31	3	1:33.538	23.385	47.418	22.735	253.5	1:05:47.072
32	3	1:32.526	23.153	46.508	22.865	254.1	1:07:19.598
33	3	1:42.275 <b>B</b>	23.512	47.219	31.544	254.7	1:09:01.873
34	2	3:29.703	2:13.160	53.177	23.366		1:12:31.576
35	2	1:34.772	24.038	47.759	22.975	250.6	1:14:06.348
36	2	1:33.856	23.597	47.228	23.031	251.7	1:15:40.204
37	2	1:32.986	23.474	46.395	23.117	252.9	1:17:13.190