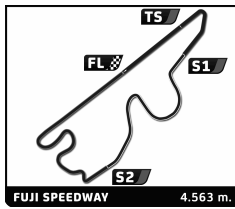


FIA WEC 6 HOURS OF FUJI Free Practice 3 Sector Analysis

4.563 m.

■ Personal Best ■ Session Best B Crossing the finish line in pit lane

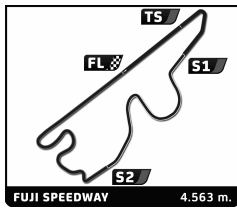
Lap	D	Time	Sector 1	Sector 2	Sector 3	T. Spd	Elapsed	Lap	D	Time	Sector 1	Sector 2	Sector 3	T. Spd	Elapsed
1 Audi Sport Team Joest Audi R18 e-tron quattro								7 Toyota Racing Toyota TS 040 - Hybrid							
1. Lucas DI GRASSI 3. Tom KRISTENSEN LMP1 - H								1. Alexander WURZ 3. Kazuki NAKAJIMA LMP1 - H							
2. Loic DUVAL								2. Stéphane SARRAZIN							
1	1	1:46.278 B	27.323	27.679	51.276	149.2	1:46.278	1	1	1:54.104	41.265	27.734	45.105	118.6	1:54.104
2	2	8:02.094	6:48.621	27.643	45.830	138.5	9:48.372	2	1	1:29.582	19.558	26.663	43.361	288.8	3:23.686
3	2	1:28.942	19.831	26.420	42.691	261.5	11:17.314	3	1	1:28.619	19.231	26.428	42.960	286.5	4:52.305
4	2	1:30.392	19.977	27.538	42.877	255.9	12:47.706	4	1	1:28.386	19.171	26.424	42.791	283.5	6:20.691
5	2	1:28.719	19.917	26.018	42.784	254.7	14:16.425	5	1	1:29.421	19.278	27.415	42.728	279.1	7:50.112
6	2	1:29.211	20.322	26.167	42.722	252.3	15:45.636	6	1	1:28.598	19.178	26.519	42.901	285.7	9:18.710
7	2	1:30.285	19.839	27.112	43.334	254.1	17:15.921	7	1	1:34.590 B	19.217	26.364	49.009	279.8	10:53.300
8	2	1:28.498	19.818	26.040	42.640	260.2	18:44.419	8	2	5:42.283	4:31.359	27.023	43.901	167.4	16:35.583
9	2	1:34.278 B	19.909	27.003	47.366	259.0	20:18.697	9	2	1:28.594	19.448	26.462	42.684	279.1	18:04.177
10	3	2:49.932	1:37.856	27.279	44.797	149.2	23:08.629	10	2	1:28.398	19.370	26.346	42.682	274.8	19:32.575
11	3	1:30.109	19.940	26.586	43.583	268.0	24:38.738	11	2	1:28.890	19.396	26.364	43.130	278.4	21:01.465
12	3	1:30.389	20.030	26.565	43.794	263.4	26:09.127	12	2	1:36.924 B	19.374	26.431	51.119	278.4	22:38.389
13	3	1:43.435	19.837	27.293	56.305	282.0	27:52.562	13	2	9:21.819	8:09.107	27.745	44.967	166.2	32:00.208
14	3	2:49.346	53.009	1:05.890	50.447	78.9	30:41.908	14	2	1:35.220 B	19.535	27.269	48.416	279.8	33:35.428
15	3	1:30.138	20.009	26.577	43.552	268.0	32:12.046	15	2	8:34.772	7:22.945	28.578	43.249	165.4	42:10.200
16	3	1:30.429	20.074	26.806	43.549	287.2	33:42.475	16	2	1:28.320	19.512	26.245	42.563	278.4	43:38.520
17	3	1:38.259 B	20.673	27.197	50.389	260.2	35:20.734	17	2	1:28.925	19.539	26.925	42.461	281.2	45:07.445
18	3	5:52.501	4:39.793	27.681	45.027	152.1	41:13.235	18	2	1:27.980	19.231	26.371	42.378	279.8	46:35.425
19	3	1:28.059	19.584	25.901	42.574	270.7	42:41.294	19	2	1:28.829	19.209	26.885	42.735	277.6	48:04.254
20	3	1:29.775	20.095	25.945	43.735	259.0	44:11.069	20	2	1:33.818 B	19.292	26.352	48.174	276.2	49:38.072
21	3	1:30.887	20.122	27.385	43.380	262.1	45:41.956	21	3	2:45.289	1:35.267	26.866	43.156	169.8	52:23.361
22	3	1:35.267 B	19.680	26.245	49.342	268.0	47:17.223	22	3	1:28.195	19.202	26.453	42.540	282.0	53:51.556
23	2	2:43.702	1:29.545	27.860	46.297	164.1	50:00.925	23	3	1:29.466	19.277	26.657	43.532	281.2	55:21.022
24	2	1:28.929	19.710	26.213	43.006	261.5	51:29.854	24	3	1:28.157	19.375	26.313	42.469	277.6	56:49.179
25	2	1:28.871	19.843	25.956	43.072	258.4	52:58.725	25	3	1:28.098	19.315	26.346	42.437	277.6	58:17.277
26	2	1:28.606	19.844	25.869	42.893	253.5	54:27.331	26	3	1:28.325	19.207	26.323	42.795	289.5	59:45.602
27	2	1:30.890	20.030	27.263	43.597	246.0	55:58.221	27	3	1:54.206 B	19.179	42.258	52.769	289.5	1:01:39.808
28	2	1:29.095	19.849	26.301	42.945	259.0	57:27.316								
29	2	1:28.579	19.795	25.939	42.845	260.9	58:55.895								
30	2	1:29.739	20.172	26.527	43.040	260.9	1:00:25.634								
2 Audi Sport Team Joest Audi R18 e-tron quattro								8 Toyota Racing Toyota TS 040 - Hybrid							
1. Marcel FÄSSLER 3. Benoit TRÉLUYER LMP1 - H								1. Anthony DAVIDSON							
2. André LOTTERER								2. Sébastien BUEMI							
1	2	1:43.521 B	25.099	28.394	50.028	143.8	1:43.521	1	2	1:45.666	30.772	27.354	47.540	154.3	1:45.666
2	2	5:54.148	4:43.599	26.751	43.798	154.5	7:37.669	2	2	1:28.506	19.270	26.760	42.476	291.9	3:14.172
3	2	1:29.103	19.795	26.201	43.107	266.7	9:06.772	3	2	1:28.109	19.506	26.159	42.444	289.5	4:42.281
4	2	1:31.464	21.179	26.653	43.632	248.3	10:38.236	4	2	1:27.989	19.095	26.235	42.659	292.7	6:10.270
5	2	1:31.276	20.579	26.957	43.740	254.7	12:09.512	5	2	1:30.465	19.480	28.078	42.907	292.7	7:40.735
6	2	1:30.574	19.945	27.599	43.030	259.6	13:40.086	6	2	1:34.365 B	19.392	26.178	48.795	287.2	9:15.100
7	2	1:29.856	20.087	26.832	42.937	246.6	15:09.942	7	2	7:08.270	5:58.822	26.563	42.885	168.5	16:23.370
8	2	1:37.252 B	19.979	26.535	50.738	252.9	16:47.194	8	2	1:27.976	19.177	26.428	42.371	282.7	17:51.346
9	3	5:49.979	4:39.532	26.772	43.675	167.4	22:37.173	9	2	1:27.626	19.129	26.155	42.342	282.7	19:18.972
10	3	1:30.180	19.875	26.556	43.749	274.8	24:07.353	10	2	1:38.020	19.172		284.2	20:56.992	
11	3	1:31.198	19.892	26.749	44.557	268.0	25:38.551	11	2	1:36.357 B	19.117	28.530	48.710	285.7	22:33.349
12	3	1:32.277	20.189	27.433	44.655	255.3	27:10.828	12	2	4:49.754	3:37.423	26.717	45.614	169.5	27:23.103
13	3	3:06.610	47.759	1:09.973	1:08.878	76.2	30:17.438	13	2	3:00.022	52.111	1:07.997	59.914	77.5	30:23.125
14	3	1:33.865	20.496	27.126	46.243	255.3	31:51.303	14	2	1:29.244	19.443	26.734	43.067	276.9	31:52.369
15	3	1:36.571 B	20.453	26.610	49.508	259.0	33:27.874	15	2	1:29.347	19.544	26.822	42.981	276.2	33:21.716
16	3	7:59.968	6:48.318	28.108	43.542	156.1	41:27.842	16	2	1:34.699 B	19.250	26.819	48.630	279.8	34:56.415
17	3	1:28.474	19.708	25.734	43.032	270.0	42:56.316	17	1	7:37.044	6:27.703	26.047	43.294	168.0	42:33.459
18	3	1:29.821	19.772	26.552	43.497	280.5	44:26.137								
19	3	1:29.269	20.044	26.087	43.138	257.8	45:55.406								
20	3	1:34.296 B	19.651	26.179	48.466	268.7	47:29.702								
21	2	2:24.650	1:13.789	26.762	44.099	166.9	49:54.352								



FIA WEC
6 HOURS OF FUJI
Free Practice 3
Sector Analysis

■ Personal Best ■ Session Best B Crossing the finish line in pit lane

Lap	D	Time	Sector 1	Sector 2	Sector 3	T. Spd	Elapsed	Lap	D	Time	Sector 1	Sector 2	Sector 3	T. Spd	Elapsed
18	1	1:27.909	19.253	26.128	42.528	281.2	44:01.368	13	2	1:04.412	9:48.613	28.969	46.830	147.9	39:50.978
19	1	1:27.651	19.129	26.005	42.517	280.5	45:29.019	14	2	1:32.970	20.881	27.539	44.550	296.7	41:23.948
20	1	1:27.865	19.053	26.323	42.489	283.5	46:56.884	15	2	1:32.236	20.241	27.488	44.507	295.9	42:56.184
21	1	1:28.391	19.241	26.377	42.773	283.5	48:25.275	16	2	1:40.802 B	20.591	27.599	52.612	295.9	44:36.986
22	1	1:27.694	19.244	26.016	42.434	285.0	49:52.969	17	3	4:00.059	2:45.965	29.466	44.628	145.7	48:37.045
23	1	1:27.033	18.951	25.859	42.223	285.0	51:20.002	18	3	1:34.122	20.306	28.470	45.346	296.7	50:11.167
24	1	1:32.708 B	19.181	26.059	47.468	283.5	52:52.710	19	3	1:32.801	20.262	27.702	44.837	297.5	51:43.968
25	2	3:52.424	2:43.152	26.470	42.802	170.1	56:45.134	20	3	1:38.949	20.042	33.088	45.819	299.2	53:22.917
26	2	1:27.576	19.095	26.075	42.406	282.0	58:12.710	21	3	1:31.828	20.098	27.394	44.336	297.5	54:54.745
27	2	1:27.945	19.230	26.403	42.312	281.2	59:40.655	22	3	1:32.575	20.048	27.565	44.962	299.2	56:27.320
28	2	1:29.386	19.081	26.166	44.139	284.2	1:01:10.041	23	3	1:31.746	20.212	27.476	44.058	298.3	57:59.066
9 Lotus CLM P1/01 - AER								14 Porsche Team Porsche 919 Hybrid							
1.Christophe BOUCHUT 3.Pierre KAFFER LMP1 - L								1.Romain DUMAS 3.Marc LIEB LMP1 - H							
2.James ROSSITER								2.Neel JANI							
1	1	2:13.102	51.606	31.038	50.458	130.9	2:13.102	1	3	1:51.435	33.295	28.977	49.163	137.4	1:51.435
2	1	1:36.707	20.539	29.674	46.494	283.5	3:49.809	2	3	1:32.513	19.833	27.973	44.707	288.0	3:23.948
3	1	1:38.153	20.653	30.184	47.316	264.1	5:27.962	3	3	1:29.940	19.896	26.818	43.226	287.2	4:53.888
4	1	1:37.238	20.609	30.407	46.222	276.2	7:05.200	4	3	1:29.766	19.664	26.763	43.339	294.3	6:23.654
5	1	1:39.930	20.823	31.143	47.964	267.3	8:45.130	5	3	1:28.806	19.425	26.737	42.644	295.9	7:52.460
6	1	1:37.066	20.965	29.557	46.544	251.7	10:22.196	6	3	1:33.322	20.092	27.912	45.318	261.5	9:25.782
7	1	1:37.659	20.717	29.952	46.990	263.4	11:59.855	7	3	1:36.434 B	19.572	26.879	49.983	291.9	11:02.216
8	1	1:36.610	20.636	29.699	46.275	275.5	13:36.465	8	3	8:01.204	6:48.075	27.984	45.145	148.8	19:03.420
9	1	1:36.896	20.604	29.824	46.468	272.7	15:13.361	9	3	1:30.520	19.725	27.792	43.003	291.9	20:33.940
10	1	1:47.678 B	20.602	29.847	57.229	282.7	17:01.039	10	3	1:30.379	20.119	27.139	43.121	293.5	22:04.319
12 Rebellion Racing Rebellion R-One - Toyota								14 Porsche Team Porsche 919 Hybrid							
1.Nicolas PROST 3.Mathias BECHE LMP1 - L								1.Romain DUMAS 3.Marc LIEB LMP1 - H							
2.Nick HEIDFELD								2.Neel JANI							
1	2	2:15.391	1:00.065	29.528	45.798	150.6	2:15.391	11	3	1:30.583	19.660	26.942	43.981	291.1	23:34.902
2	2	1:35.286	20.412	28.939	45.935	289.5	3:50.677	12	3	1:29.241	19.513	26.813	42.915	292.7	25:04.143
3	2	1:36.038	20.382	30.059	45.597	276.2	5:26.715	13	3	1:29.640	19.505	27.047	43.088	293.5	26:33.783
4	2	1:32.456	20.182	27.737	44.537	292.7	6:59.171	14	3	2:29.765 B	19.291	42.748	1:27.726	304.2	29:03.548
5	2	1:32.005	19.963	27.630	44.412	298.3	8:31.176	15	2	6:02.902	4:48.716	28.927	45.259	144.4	35:06.450
6	2	1:32.275	20.005	27.488	44.782	299.2	10:03.451	16	2	1:29.829	19.373	27.326	43.130	302.5	36:36.279
7	2	1:39.451 B	20.273	28.335	50.843	293.5	11:42.902	17	2	1:30.840	19.820	27.443	43.577	282.7	38:07.119
8	3	5:49.842	4:36.365	28.073	45.404	151.7	17:32.744	18	2	1:36.497	20.593	30.929	44.975	288.8	39:43.616
9	3	1:33.714	20.364	28.066	45.284	298.3	19:06.458	19	2	1:31.709	19.293	27.423	44.993	308.6	41:15.325
10	3	1:32.404	20.058	27.492	44.854	298.3	20:38.862	20	2	1:30.540	19.623	27.828	43.089	288.0	42:45.865
11	3	1:32.511	20.004	27.598	44.909	298.3	22:11.373	21	2	1:35.300 B	19.468	27.062	48.770	291.1	44:21.165
12	3	1:38.829 B	20.030	28.043	50.756	298.3	23:50.202	22	2	2:35.900	1:22.853	27.948	45.099	154.9	46:57.065
13	3	8:26.002	7:13.003	28.453	44.546	144.6	32:16.204	23	2	1:27.764	18.747	26.421	42.596	310.3	48:24.829
14	3	2:30.912 B	19.946	41.384	1:29.582	291.9	34:47.116	24	2	1:33.641	20.016	28.740	44.885	285.0	49:58.470
13 Rebellion Racing Rebellion R-One - Toyota								20 Porsche Team Porsche 919 Hybrid							
1.Dominik KRAIHAMER 3.Fabio LEIMER LMP1 - L								1.Timo BERNHARD 3.Brendon HARTLEY LMP1 - H							
2.Andrea BELICCHI								2.Mark WEBBER							
1	1	2:15.039	59.858	29.304	45.877	142.5	2:15.039	1	2	1:44.719 B	25.496	28.425	50.798	154.1	1:44.719
2	1	1:36.501	21.409	29.411	45.681	293.5	3:51.540	2	2	5:39.202	4:25.808	29.849	43.545	153.6	7:23.921
3	1	1:36.475	20.454	29.164	46.857	296.7	5:28.015	3	2	1:33.665	19.388	29.503	44.774	294.3	8:57.586
4	1	1:35.732	20.812	29.659	45.261	290.3	7:03.747	4	2	1:29.770	19.560	27.190	43.020	290.3	10:27.356
5	1	1:33.458	20.347	28.056	45.055	294.3	8:37.205	5	2	1:31.421	19.277	27.274	44.870	295.1	11:58.777
6	1	1:34.606	20.739	28.409	45.458	293.5	10:11.811	6	2	1:28.992	19.529	26.881	42.582	288.8	13:27.769
7	1	1:33.141	20.365	27.852	44.924	293.5	11:44.952	7	2	1:30.560	19.343	26.872	44.345	291.9	14:58.329
8	1	1:33.051	20.370	27.897	44.784	295.1	13:18.003	8	2	1:28.805	19.404	26.762	42.639	291.1	16:27.134
9	1	1:40.339 B	20.389	27.791	52.159	296.7	14:58.342								
10	2	4:51.571	3:35.155	28.891	47.525	146.9	19:49.913								
11	2	1:42.662 B	20.341	27.942	54.379	293.5	21:32.575								
12	2	7:13.991 B	3:24.425	37.379	3:12.187	140.1	28:46.566								



FIA WEC
6 HOURS OF FUJI
Free Practice 3
Sector Analysis

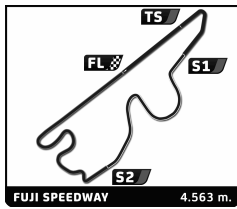
■ Personal Best ■ Session Best B Crossing the finish line in pit lane

Lap	D	Time	Sector 1	Sector 2	Sector 3	T. Spd	Elapsed	Lap	D	Time	Sector 1	Sector 2	Sector 3	T. Spd	Elapsed
9	2	1:34.257 B	18.999	26.389	48.869	296.7	18:01.391	4	2	1:37.374	21.166	29.789	46.419	270.7	7:15.951
10	1	4:18.227	3:04.835	28.019	45.373	152.5	22:19.618	5	2	1:41.757 B	21.115	29.189	51.453	270.7	8:57.708
11	1	1:29.152	19.454	26.777	42.921	302.5	23:48.770	6	2	3:16.908	2:02.357	29.234	45.317	147.5	12:14.616
12	1	1:31.189	19.513	26.950	44.726	291.1	25:19.959	7	2	1:34.532	21.023	28.320	45.189	267.3	13:49.148
13	1	1:28.770	19.254	26.662	42.854	305.1	26:48.729	8	2	1:34.143	20.955	27.985	45.203	268.0	15:23.291
14	1	2:48.916 B	19.441	1:01.637	1:27.838	292.7	29:37.645	9	2	1:33.806	20.881	28.093	44.832	269.3	16:57.097
15	1	6:42.908	5:29.642	28.468	44.798	121.5	36:20.553	10	2	1:43.109 B	21.112	29.911	52.086	271.4	18:40.206
16	1	1:29.438	19.180	27.121	43.137	306.8	37:49.991	11	3	3:35.971	2:17.394	31.806	46.771	131.7	22:16.177
17	1	1:35.741 B	19.647	27.108	48.986	286.5	39:25.732	12	3	1:35.875	21.375	28.711	45.789	266.0	23:52.052
18	1	2:51.971	1:41.125	27.257	43.589	152.3	42:17.703	13	3	1:35.681	21.318	28.896	45.467	268.0	25:27.733
19	1	1:27.834	18.833	26.793	42.208	316.7	43:45.537	14	3	1:36.133	21.211	28.612	46.310	269.3	27:03.866
20	1	1:37.488 B	19.552	27.223	50.713	292.7	45:23.025	15	3	3:20.981 B	33.760	1:12.775	1:34.446	242.2	30:24.847
21	2	2:47.597	1:35.200	28.295	44.102	150.0	48:10.622	16	1	3:34.265	2:14.233	32.241	47.791	149.6	33:59.112
22	2	1:27.300	18.906	26.370	42.024	312.1	49:37.922	17	1	1:38.693	21.904	29.626	47.163	265.4	35:37.805
23	2	1:38.285	19.856	32.104	46.325	287.2	51:16.207	18	1	1:39.051	21.645	30.642	46.764	266.0	37:16.856
24	2	1:27.880	18.841	26.473	42.566	314.9	52:44.087	19	1	1:38.328	22.011	29.320	46.997	268.0	38:55.184
25	2	1:31.182	19.208	26.788	45.186	295.1	54:15.269	20	1	1:38.713	21.464	30.187	47.062	269.3	40:33.897
26	2	1:39.082 B	19.028	27.896	52.158	301.7	55:54.351	21	1	1:37.484	21.463	29.423	46.598	268.7	42:11.381
								22	1	1:39.498	21.912	29.931	47.655	268.0	43:50.879
								23	1	1:38.333	22.188	29.380	46.765	257.8	45:29.212
								24	1	1:38.786	21.752	30.043	46.991	269.3	47:07.998
								25	1	1:49.961 B	21.662	30.044	58.255	270.0	48:57.959
								26	3	3:07.709	1:51.657	29.885	46.167	121.2	52:05.668
								27	3	1:38.026	21.428	29.627	46.971	262.1	53:43.694
								28	3	1:36.629	21.396	29.427	45.806	267.3	55:20.323
								29	3	1:36.099	21.393	28.877	45.829	265.4	56:56.422
								30	3	1:42.169 B	21.428	28.990	51.751	266.7	58:38.591
								31	2	2:44.428	1:28.310	30.498	45.620	150.2	1:01:23.019

26		G-Drive Racing		Ligier JS P2 - Nissan LMP2			
		1. Roman RUSINOV	3. Julien CANAL				
		2. Olivier PLA					
1	2	1:57.654	34.934	30.200	52.520	135.3	1:57.654
2	2	1:35.683	21.644	28.705	45.334	259.0	3:33.337
3	2	1:34.324	21.101	28.187	45.036	260.9	5:07.661
4	2	1:34.200	21.137	28.046	45.017	263.4	6:41.861
5	2	1:34.504	20.876	27.917	45.711	266.7	8:16.365
6	2	1:34.141	20.969	28.241	44.931	268.7	9:50.506
7	2	1:41.087 B	21.287	28.533	51.267	269.3	11:31.593
8	1	3:48.422	2:33.355	29.128	45.939	139.0	15:20.015
9	1	1:33.685	20.955	27.623	45.107	266.7	16:53.700
10	1	1:33.876	20.867	27.863	45.146	266.0	18:27.576
11	1	1:34.702	21.192	28.392	45.118	271.4	20:02.278
12	1	1:33.692	20.980	27.700	45.012	267.3	21:35.970
13	1	1:41.541 B	21.574	29.800	50.167	270.7	23:17.511
14	2	4:01.955 B	2:32.829	29.551	59.575	148.6	27:19.466
15	2	5:59.169	4:17.166	50.349	51.654	137.8	33:18.635
16	2	1:41.243	21.156	27.938	52.149	263.4	34:59.878
17	2	1:33.548	21.071	27.691	44.786	263.4	36:33.426
18	2	1:42.816 B	20.905	27.488	54.423	266.0	38:16.242
19	3	5:20.947	4:05.858	29.054	46.035	147.7	43:37.189
20	3	1:35.781	21.049	29.022	45.710	278.4	45:12.970
21	3	1:35.308	21.140	28.437	45.731	267.3	46:48.278
22	3	1:36.936	20.995	29.504	46.437	274.1	48:25.214
23	3	1:36.919	21.174	28.692	47.053	267.3	50:02.133
24	3	1:34.972	21.141	28.437	45.394	267.3	51:37.105
25	3	1:34.955	20.889	28.789	45.277	268.7	53:12.060
26	3	1:34.762	21.098	28.464	45.200	270.0	54:46.822
27	3	1:34.687	21.064	28.402	45.221	269.3	56:21.509
28	3	1:34.754	21.038	28.407	45.309	270.7	57:56.263
29	3	1:34.927	20.961	28.536	45.430	265.4	59:31.190
30	3	1:38.519	21.241	30.990	46.288	271.4	1:01:09.709

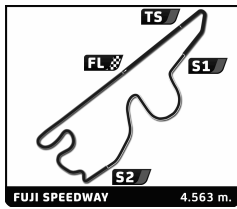
27		SMP Racing		Oreca 03R - Nissan LMP2			
		1. Sergey ZLOBIN	3. Maurizio MEDIANI				
		2. Nicolas MINASSIAN					
1	2	2:22.948	1:05.988	29.965	46.995	141.9	2:22.948
2	2	1:39.888	21.418	29.810	48.660	267.3	4:02.836
3	2	1:35.741	21.205	28.992	45.544	268.0	5:38.577

35		OAK Racing		Morgan - Judd LMP2			
		1. Keiko IHARA	3. Alex BRUNDLE				
		2. Gustavo YACAMAN					
1	1	2:41.916	1:18.008	34.250	49.658	136.5	2:41.916
2	1	1:39.861	21.857	30.596	47.408	268.7	4:21.777
3	1	1:38.907	21.823	29.879	47.205	272.0	6:00.684
4	1	1:38.870	21.532	29.975	47.363	270.7	7:39.554
5	1	1:39.471	21.544	30.529	47.398	272.7	9:19.025
6	1	1:38.885	21.495	29.947	47.443	272.0	10:57.910
7	1	1:38.794	21.576	30.121	47.097	270.7	12:36.704
8	1	1:38.837	21.585	30.082	47.170	271.4	14:15.541
9	1	1:39.364	21.720	30.466	47.178	273.4	15:54.905
10	1	1:38.480	21.395	30.067	47.018	272.7	17:33.385
11	1	1:48.936 B	21.643	30.607	56.686	274.8	19:22.321
12	2	3:40.166	2:24.375	29.501	46.290	147.9	23:02.487
13	2	1:36.263	21.432	28.721	46.110	272.7	24:38.750
14	2	1:35.905	21.313	28.692	45.900	274.8	26:14.655
15	2	2:21.848 B	21.497	28.658	1:31.693	273.4	28:36.503
16	2	5:04.693	3:49.701	28.646	46.346	145.7	33:41.196
17	2	1:36.033	20.935	28.982	46.116	276.2	35:17.229
18	2	1:34.452	21.137	28.133	45.182	273.4	36:51.681
19	2	1:34.241	21.008	28.154	45.079	274.1	38:25.922
20	2	1:34.656	20.868	28.080	45.708	275.5	40:00.578
21	2	1:35.130	21.017	28.340	45.773	275.5	41:35.708
22	2	1:42.827 B	21.536	28.596	52.695	276.2	43:18.535
23	2	5:13.956	3:59.747	28.776	45.433	146.1	48:32.491
24	2	1:35.952	21.039	29.268	45.645	275.5	50:08.443
25	2	1:35.167	21.097	28.421	45.649	274.1	51:43.610
26	2	1:43.645 B	21.183	28.933	53.529	276.2	53:27.255



FIA WEC
6 HOURS OF FUJI
Free Practice 3
Sector Analysis

								■ Personal Best ■ Session Best B Crossing the finish line in pit lane							
Lap	D	Time	Sector 1	Sector 2	Sector 3	T. Spd	Elapsed	Lap	D	Time	Sector 1	Sector 2	Sector 3	T. Spd	Elapsed
37 SMP Racing 1. Kirill LADYGIN 2. Viktor SHAITAR 3. Anton LADYGIN Oreca 03R - Nissan LMP2															
27	3	3:43.524	2:28.448	29.161	45.915	143.6	57:10.779	18	2	1:35.307	21.475	28.544	45.288	268.0	39:24.364
28	3	1:36.642	21.040	28.981	46.621	278.4	58:47.421	19	2	1:35.028	21.028	28.237	45.763	269.3	40:59.392
29	3	1:34.522	20.890	28.294	45.338	272.7	1:00:21.943	20	2	1:35.289	20.995	28.188	46.106	269.3	42:34.681
30	3	1:34.522	20.890	28.294	45.338	272.7	1:00:21.943	21	2	1:35.561	21.085	28.380	46.096	271.4	44:10.242
31	3	1:34.522	20.890	28.294	45.338	272.7	1:00:21.943	22	2	1:42.263 B	21.038	29.326	51.899	272.0	45:52.505
32	3	1:34.522	20.890	28.294	45.338	272.7	1:00:21.943	23	1	3:41.595	2:25.805	29.017	46.773	144.8	49:34.100
33	3	1:34.522	20.890	28.294	45.338	272.7	1:00:21.943	24	1	1:36.527	21.236	28.898	46.393	268.7	51:10.627
34	3	1:34.522	20.890	28.294	45.338	272.7	1:00:21.943	25	1	1:36.925	21.411	28.591	46.923	270.7	52:47.552
35	3	1:34.522	20.890	28.294	45.338	272.7	1:00:21.943	26	1	1:37.891	21.189	29.849	46.853	272.0	54:25.443
36	3	1:34.522	20.890	28.294	45.338	272.7	1:00:21.943	27	1	1:36.687	21.216	29.345	46.126	269.3	56:02.130
37	3	1:34.522	20.890	28.294	45.338	272.7	1:00:21.943	28	1	1:38.371	21.239	29.752	47.380	272.0	57:40.501
38	3	1:34.522	20.890	28.294	45.338	272.7	1:00:21.943	29	1	1:36.211	21.301	28.422	46.488	268.7	59:16.712
39	3	1:34.522	20.890	28.294	45.338	272.7	1:00:21.943	30	1	1:36.240	21.243	28.662	46.335	270.0	1:00:52.952
40	3	1:34.522	20.890	28.294	45.338	272.7	1:00:21.943								
41	3	1:34.522	20.890	28.294	45.338	272.7	1:00:21.943								
42	3	1:34.522	20.890	28.294	45.338	272.7	1:00:21.943								
43	3	1:34.522	20.890	28.294	45.338	272.7	1:00:21.943								
44	3	1:34.522	20.890	28.294	45.338	272.7	1:00:21.943								
45	3	1:34.522	20.890	28.294	45.338	272.7	1:00:21.943								
46	3	1:34.522	20.890	28.294	45.338	272.7	1:00:21.943								
47	3	1:34.522	20.890	28.294	45.338	272.7	1:00:21.943								
48	3	1:34.522	20.890	28.294	45.338	272.7	1:00:21.943								
49	3	1:34.522	20.890	28.294	45.338	272.7	1:00:21.943								
50	3	1:34.522	20.890	28.294	45.338	272.7	1:00:21.943								
51	3	1:34.522	20.890	28.294	45.338	272.7	1:00:21.943								
52	3	1:34.522	20.890	28.294	45.338	272.7	1:00:21.943								
53	3	1:34.522	20.890	28.294	45.338	272.7	1:00:21.943								
54	3	1:34.522	20.890	28.294	45.338	272.7	1:00:21.943								
55	3	1:34.522	20.890	28.294	45.338	272.7	1:00:21.943								
56	3	1:34.522	20.890	28.294	45.338	272.7	1:00:21.943								
57	3	1:34.522	20.890	28.294	45.338	272.7	1:00:21.943								
58	3	1:34.522	20.890	28.294	45.338	272.7	1:00:21.943								
59	3	1:34.522	20.890	28.294	45.338	272.7	1:00:21.943								
60	3	1:34.522	20.890	28.294	45.338	272.7	1:00:21.943								
61	3	1:34.522	20.890	28.294	45.338	272.7	1:00:21.943								
62	3	1:34.522	20.890	28.294	45.338	272.7	1:00:21.943								
63	3	1:34.522	20.890	28.294	45.338	272.7	1:00:21.943								
64	3	1:34.522	20.890	28.294	45.338	272.7	1:00:21.943								
65	3	1:34.522	20.890	28.294	45.338	272.7	1:00:21.943								
66	3	1:34.522	20.890	28.294	45.338	272.7	1:00:21.943								
67	3	1:34.522	20.890	28.294	45.338	272.7	1:00:21.943								
68	3	1:34.522	20.890	28.294	45.338	272.7	1:00:21.943								
69	3	1:34.522	20.890	28.294	45.338	272.7	1:00:21.943								
70	3	1:34.522	20.890	28.294	45.338	272.7	1:00:21.943								
71	3	1:34.522	20.890	28.294	45.338	272.7	1:00:21.943								
72	3	1:34.522	20.890	28.294	45.338	272.7	1:00:21.943								
73	3	1:34.522	20.890	28.294	45.338	272.7	1:00:21.943								
74	3	1:34.522	20.890	28.294	45.338	272.7	1:00:21.943								
75	3	1:34.522	20.890	28.294	45.338	272.7	1:00:21.943								
76	3	1:34.522	20.890	28.294	45.338	272.7	1:00:21.943								
77	3	1:34.522	20.890	28.294	45.338	272.7	1:00:21.943								
78	3	1:34.522	20.890	28.294	45.338	272.7	1:00:21.943								
79	3	1:34.522	20.890	28.294	45.338	272.7	1:00:21.943								
80	3	1:34.522	20.890	28.294	45.338	272.7	1:00:21.943								
81	3	1:34.522	20.890	28.294	45.338	272.7	1:00:21.943								
82	3	1:34.522	20.890	28.294	45.338	272.7	1:00:21.943								
83	3	1:34.522	20.890	28.294	45.338	272.7	1:00:21.943								
84	3	1:34.522	20.890	28.294	45.338	272.7	1:00:21.943								
85	3	1:34.522	20.890	28.294	45.338	272.7	1:00:21.943								
86	3	1:34.522	20.890	28.294	45.338	272.7	1:00:21.943								
87	3	1:34.522	20.890	28.294	45.338	272.7	1:00:21.943								
88	3	1:34.522	20.890	28.294	45.338	272.7	1:00:21.943								
89	3	1:34.522	20.890	28.294	45.338	272.7	1:00:21.943								
90	3	1:34.522	20.890	28.294	45.338	272.7	1:00:21.943								
91	3	1:34.522	20.890	28.294	45.338	272.7	1:00:21.943								
92	3	1:34.522	20.890	28.294	45.338	272.7	1:00:21.943								
93	3	1:34.522	20.890	28.294	45.338	272.7	1:00:21.943								
94	3	1:34.522	20.890	28.294	45.338	272.7	1:00:21.943								
95	3	1:34.522	20.890	28.294	45.338	272.7	1:00:21.943								
96	3	1:34.522	20.890	28.294	45.338	272.7	1:00:21.943								
97	3	1:34.522	20.890	28.294	45.338	272.7	1:00:21.943								
98	3	1:34.522	20.890	28.294	45.338	272.7	1:00:21.943								
99	3	1:34.522	20.890	28.294	45.338	272.7	1:00:21.943								
100	3	1:34.522	20.890	28.294	45.338	272.7	1:00:21.943								
101	3	1:34.522	20.890	28.294	45.338	272.7	1:00:21.943								
102	3	1:34.522	20.890	28.294	45.338	272.7	1:00:21.943								
103	3	1:34.522	20.890	28.294	45.338	272.7	1:00:21.943								
104	3	1:34.522	20.890	28.294	45.338	272.7	1:00:21.943								
105	3	1:34.522	20.890	28.294	45.338	272.7	1:00:21.943								
106	3	1:34.522	20.890	28.294	45.338	272.7	1:00:21.943								
107	3	1:34.522	20.890	28.294	45.338	272.7	1:00:21.943								
108	3	1:34.522	20.890	28.294	45.338	272.7	1:00:21.943								
109	3	1:34.522	20.890	28.294	45.338	272.7	1:00:21.943								
110	3	1:34.522	20.890	28.294	45.338	272.7	1:00:21.943								
111	3	1:34.522	20.890	28.294	45.338	272.7	1:00:21.943								
112	3	1:34.522	20.890	28.294	45.338	272.7	1:00:21.943								
113	3	1:34.522	20.890	28.294	45.338	272.7	1:00:21.943								
114	3	1:34.522	20.890	28.294	45.338	272.7	1:00:21.943								
115	3	1:34.522	20.890	28.294	45.338	272.7	1:00:21.943								
116	3	1:34.522	20.890	28.294	45.338	272.7	1:00:21.943								
117	3	1:34.522	20.890	28.294	45.338	272.7	1:00:21.943								



FIA WEC
6 HOURS OF FUJI
Free Practice 3
Sector Analysis

4.563 m.

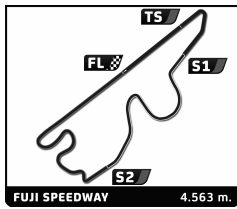
Personal Best Session Best B Crossing the finish line in pit lane

Lap	D	Time	Sector 1	Sector 2	Sector 3	T. Spd	Elapsed	Lap	D	Time	Sector 1	Sector 2	Sector 3	T. Spd	Elapsed
9	2	1:41.162	22.041	31.376	47.745	264.7	19:11.719	1	2	2:00.123	38.152	32.450	49.521	135.0	2:00.123
10	2	1:40.887	22.138	31.071	47.678	264.1	20:52.606	2	2	1:44.458	22.920	32.413	49.125	212.6	3:44.581
11	2	1:49.926 B	22.014	31.711	56.201	266.0	22:42.532	3	2	1:42.724	22.803	31.809	48.112	230.8	5:27.305
12	3	3:22.993	2:02.522	31.895	48.576	137.6	26:05.525	4	2	1:42.552	22.353	31.658	48.541	256.5	7:09.857
13	3	2:13.166	22.088	31.305	1:19.773	264.7	28:18.691	5	2	1:41.516	22.169	31.447	47.900	262.8	8:51.373
14	3	2:52.998	55.540	1:03.501	53.957	77.9	31:11.689	6	2	1:41.093	22.146	31.183	47.764	264.1	10:32.466
15	3	1:42.471	22.247	31.795	48.429	259.6	32:54.160	7	2	1:48.477 B	22.157	31.561	54.759	263.4	12:20.943
16	3	1:42.538	22.211	32.127	48.200	263.4	34:36.698	8	2	3:05.578	1:45.217	31.861	48.500	135.8	15:26.521
17	3	1:42.190	22.783	31.449	47.958	262.1	36:18.888	9	2	1:41.701	22.124	31.518	48.059	264.7	17:08.222
18	3	1:49.639 B	22.294	31.436	55.909	264.1	38:08.527	10	2	1:42.030	22.077	31.563	48.390	264.1	18:50.252
19	1	5:26.009	4:00.883	34.494	50.632	141.9	43:34.536	11	2	1:41.758	22.162	31.399	48.197	264.7	20:32.010
20	1	1:46.239	22.640	33.289	50.310	261.5	45:20.775	12	2	1:50.417 B	22.187	31.774	56.456	264.1	22:22.427
21	1	1:44.654	22.405	32.613	49.636	262.8	47:05.429	13	1	4:59.849	3:32.342	34.255	53.252	131.5	27:22.276
22	1	1:46.051	23.095	33.246	49.710	227.8	48:51.480	14	1	3:13.511 B	52.212	1:07.908	1:13.391	78.8	30:35.787
23	1	1:46.150	22.686	33.588	49.876	261.5	50:37.630	15	1	7:27.751	6:01.986	33.700	52.065	134.0	38:03.538
24	1	1:46.258	22.798	32.788	50.672	253.5	52:23.888	16	1	1:46.226	23.153	33.344	49.729	247.1	39:49.764
25	1	1:45.522	22.868	33.060	49.594	257.8	54:09.410	17	1	1:46.745	23.155	33.080	50.510	255.9	41:36.509
26	1	1:45.903	23.022	33.053	49.828	250.6	55:55.313	18	1	1:43.945	22.515	32.409	49.021	260.9	43:20.454
27	1	1:46.946	22.802	33.502	50.642	262.1	57:42.259	19	1	1:44.286	22.382	32.600	49.304	263.4	45:04.740
28	1	1:46.397	22.868	33.253	50.276	261.5	59:28.656	20	1	1:44.088	22.344	32.306	49.438	263.4	46:48.828
29	1	1:46.748	22.491	34.342	49.915	262.8	1:01:15.404	21	1	1:43.817	22.244	32.405	49.168	264.7	48:32.645

71		AF Corse		Ferrari F458 Italia			
		1.Davide RIGON		LMGTE Pro			
		2.James CALADO					
1	1	2:45.242	1:17.462	36.476	51.304	131.2	2:45.242
2	1	1:46.583	24.274	32.732	49.577	226.9	4:31.825
3	1	1:43.564	22.696	31.930	48.938	246.0	6:15.389
4	1	1:43.473	22.520	31.869	49.084	260.9	7:58.862
5	1	1:43.019	22.440	31.813	48.766	261.5	9:41.881
6	1	1:43.032	22.369	31.653	49.010	261.5	11:24.913
7	1	1:51.111 B	22.382	31.731	56.998	262.1	13:16.024
8	1	4:34.187	3:12.880	32.129	49.178	135.8	17:50.211
9	1	1:43.221	22.494	31.838	48.889	241.6	19:33.432
10	1	1:48.099	22.284	31.940	53.875	262.1	21:21.531
11	1	1:51.272 B	22.630	32.004	56.638	258.4	23:12.803
12	1	3:48.290	2:26.829	32.174	49.287	139.2	27:01.093
13	1	3:11.020	30.952	1:08.698	1:31.370	261.5	30:12.113
14	1	1:44.822	24.574	31.814	48.434	233.3	31:56.935
15	1	1:41.270	22.204	31.214	47.852	260.2	33:38.205
16	1	1:41.538	22.160	31.469	47.909	260.9	35:19.743
17	1	1:47.738 B	22.017	31.086	54.635	262.8	37:07.481
18	2	3:06.554	1:45.624	31.919	49.011	139.7	40:14.035
19	2	1:41.709	22.166	31.466	48.077	261.5	41:55.744
20	2	1:41.092	22.011	31.027	48.054	262.1	43:36.836
21	2	1:42.023	22.159	31.647	48.217	265.4	45:18.859
22	2	1:41.114	22.000	30.886	48.228	262.1	46:59.973
23	2	1:41.831	21.998	31.462	48.371	263.4	48:41.804
24	2	1:41.195	22.093	30.997	48.105	262.1	50:22.999
25	2	1:41.176	22.069	31.003	48.104	261.5	52:04.175
26	2	1:41.699	21.980	31.327	48.392	262.8	53:45.874
27	2	1:41.680	22.000	31.322	48.358	264.1	55:27.554
28	2	1:41.690	22.099	31.107	48.484	265.4	57:09.244
29	2	1:41.485	22.020	31.083	48.382	266.0	58:50.729
30	2	1:41.432	22.100	31.012	48.320	262.8	1:00:32.161

75		Prospeed Competition		Porsche 911 RSR	
		1.François FERRODO		LMGTE Am	
		2.Emmanuel COLLARD			
				3.Matthieu VAXIVIÈRE	

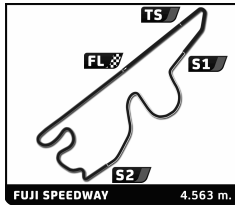
81		AF Corse		Ferrari F458 Italia			
		1.Stephen WYATT		LMGTE Am			
		2.Michele RUGOLO		3.Andrea BERTOLINI			
1	1	2:52.329	1:30.112	32.948	49.269	134.5	2:52.329
2	1	1:59.787	22.300	31.642	1:05.845	260.9	4:52.116
3	1	1:43.211	22.487	31.644	49.080	261.5	6:35.327
4	1	1:43.175	22.613	31.891	48.671	258.4	8:18.502
5	1	1:42.807	22.345	31.681	48.781	262.1	10:01.309
6	1	1:43.199	22.444	31.794	48.961	260.9	11:44.508
7	1	1:43.392	22.482	31.877	49.033	258.4	13:27.900
8	1	1:43.494	22.463	32.026	49.005	260.2	15:11.394
9	1	1:44.170	22.408	32.405	49.357	262.1	16:55.564
10	1	1:44.601	22.412	31.916	50.273	262.1	18:40.165
11	1	1:43.054	22.533	31.767	48.754	262.1	20:23.219
12	1	1:43.086	22.400	31.666	49.020	262.1	22:06.305
13	1	1:54.594 B	22.372	32.436	59.786	262.1	24:00.899
14	3	3:10.657	1:50.004	32.139	48.514	140.1	27:11.556
15	3	3:08.833	49.066	1:10.285	1:09.482	70.5	30:20.389
16	3	1:42.824	22.314	31.851	48.659	260.9	32:03.213
17	3	1:42.212	22.047	31.678	48.487	262.8	33:45.425
18	3	1:49.816 B	22.245	31.292	56.279	263.4	35:35.241
19	3	2:44.690	1:24.233	32.128	48.329	140.3	38:19.931
20	3	1:41.301	22.188	31.049	48.064	263.4	40:01.232
21	3	1:41.109	21.903	31.074	48.132	265.4	41:42.341
22	3	1:49.126 B	21.998	31.074	56.054	264.1	43:31.467
23	3	3:43.289	2:16.791	33.493	53.005	142.3	47:14.756
24	3	1:41.554	22.075	31.309	48.170	264.7	48:56.310
25	3	1:41.425	22.141	31.210	48.074	262.1	50:37.735
26	3	1:45.111	22.180	31.299	51.632	262.1	52:22.846
27	3	1:41.454	22.147	31.190	48.117	262.1	54:04.300



FIA WEC
6 HOURS OF FUJI
Free Practice 3
Sector Analysis

■ Personal Best ■ Session Best B Crossing the finish line in pit lane

Lap	D	Time	Sector 1	Sector 2	Sector 3	T. Spd	Elapsed	Lap	D	Time	Sector 1	Sector 2	Sector 3	T. Spd	Elapsed							
28	3	1:41.416	22.135	31.293	47.988	261.5	55:45.716	18	2	1:50.111 B	21.938	31.243	56.930	267.3	40:00.023							
29	3	1:41.335	22.117	31.152	48.066	262.1	57:27.051	19	3	3:40.117	2:19.114	32.066	48.937	138.5	43:40.140							
30	3	1:42.675	22.203	31.973	48.499	263.4	59:09.726	20	3	1:42.076	22.305	31.465	48.306	264.1	45:22.216							
31	3	1:49.014 B	22.143	31.425	55.446	262.1	1:00:58.740	21	3	1:43.220	22.263	31.512	49.445	259.6	47:05.436							
88 Proton Competition Porsche 911 RSR 1.Christian RIED 3.Khaled AL QUBAISI LMGTE Am 2.Klaus BACHLER								22								3	1:42.199	22.202	31.339	48.658	262.8	48:47.635
1	2	2:11.851	50.031	32.640	49.180	129.7	2:11.851	23	3	1:48.804 B	22.273	31.880	54.651	262.8	50:36.439							
2	2	1:43.335	22.638	32.103	48.594	257.1	3:55.186	24	3	3:12.650	1:52.304	31.857	48.489	140.1	53:49.089							
3	2	1:42.108	22.207	31.599	48.302	266.7	5:37.294	25	3	1:42.209	22.205	31.509	48.495	263.4	55:31.298							
4	2	1:42.532	22.230	31.996	48.306	265.4	7:19.826	26	3	1:42.085	22.226	31.289	48.570	262.8	57:13.383							
5	2	1:41.949	22.342	31.458	48.149	249.4	9:01.775	27	3	1:41.549	22.230	31.186	48.133	264.1	58:54.932							
6	2	1:55.942 B	22.180	31.913	1:01.849	264.7	10:57.717	28	3	1:41.818	22.269	31.347	48.202	264.1	1:00:36.750							
7	3	3:54.488	2:29.625	34.728	50.135	136.2	14:52.205	91 Porsche Team Manthey Porsche 911 RSR 1.Jörg BERGMEISTER LMGTE Pro 2.Richard LIETZ														
8	3	1:47.148	22.403	33.449	51.296	263.4	16:39.353	1	2	2:09.386	48.065	32.277	49.044	141.9	2:09.386							
9	3	1:45.000	22.671	32.562	49.767	259.0	18:24.353	2	2	1:44.208	22.044	31.976	50.188	266.0	3:53.594							
10	3	1:45.803	22.456	32.559	50.788	264.1	20:10.156	3	2	1:41.594	22.126	31.440	48.028	266.0	5:35.188							
11	3	1:43.912	22.418	32.292	49.202	264.7	21:54.068	4	2	1:41.189	21.990	31.360	47.839	269.3	7:16.377							
12	3	1:44.500	22.470	32.320	49.710	264.7	23:38.568	5	2	1:50.903 B	22.262	31.714	56.927	264.7	9:07.280							
13	3	2:09.294 B	22.626	51.077	55.591	257.1	25:47.862	6	2	5:55.922	4:34.477	32.224	49.221	140.8	15:03.202							
14	1	4:35.968	2:16.041	1:13.231	1:06.696	75.9	30:23.830	7	2	1:41.787	22.120	31.506	48.161	265.4	16:44.989							
15	1	1:46.782	22.731	34.393	49.658	255.3	32:10.612	8	2	1:41.747	22.232	31.433	48.082	264.7	18:26.736							
16	1	1:44.614	22.809	32.421	49.384	259.6	33:55.226	9	2	1:48.834 B	22.108	31.596	55.130	265.4	20:15.570							
17	1	1:44.550	22.484	32.191	49.875	261.5	35:39.776	10	1	5:27.301	4:06.291	32.012	48.998	141.5	25:42.871							
18	1	1:52.550 B	22.404	32.406	57.740	264.7	37:32.326	11	1	1:48.121	22.606	32.440	53.075	263.4	27:30.992							
19	1	3:06.912	1:45.679	32.364	48.869	137.2	40:39.238	12	1	3:03.224	54.855	1:06.788	1:01.581	71.1	30:34.216							
20	1	1:42.595	22.247	31.673	48.675	265.4	42:21.833	13	1	1:49.391 B	22.532	32.559	54.300	262.8	32:23.607							
21	1	1:42.029	22.011	31.543	48.475	266.0	44:03.862	14	1	3:48.770	2:28.459	31.841	48.470	141.7	36:12.377							
22	1	1:42.391	22.202	31.517	48.672	266.0	45:46.253	15	1	1:47.991 B	22.316	32.006	53.669	262.8	38:00.368							
23	1	1:42.580	22.126	31.634	48.820	264.7	47:28.833	16	1	4:09.982	2:50.974	31.281	47.727	142.3	42:10.350							
24	1	1:50.832 B	22.280	32.315	56.237	264.7	49:19.665	17	1	1:42.142	22.019	30.912	49.211	265.4	43:52.492							
25	2	3:25.985	2:05.816	31.658	48.511	137.1	52:45.650	18	1	1:40.584	22.038	30.898	47.648	266.0	45:33.076							
26	2	1:41.643	21.995	31.710	47.938	266.0	54:27.293	19	1	1:40.602	22.031	30.947	47.624	265.4	47:13.678							
27	2	1:41.127	22.179	31.147	47.801	252.3	56:08.420	20	1	1:46.914 B	21.999	30.923	53.992	265.4	49:00.592							
28	2	1:40.803	22.049	31.134	47.620	263.4	57:49.223	21	2	3:00.001	1:40.508	31.464	48.029	136.2	52:00.593							
29	2	1:41.003	22.027	31.087	47.889	266.0	59:30.226	22	2	1:42.119	22.111	31.131	48.877	265.4	53:42.712							
30	2	1:49.037 B	21.936	32.939	54.162	267.3	1:01:19.263	23	2	1:43.035	22.242	32.112	48.681	264.7	55:25.747							
90 8 Star Motorsports Ferrari F458 Italia 1.Gianluca RODA 3.Jeffrey SEGAL LMGTE Am 2.Paolo RUBERTI								24								2	1:41.339	22.148	31.215	47.976	266.0	57:07.086
1	1	2:25.934	59.808	35.029	51.097	109.6	2:25.934	25	2	1:45.804 B	21.976	31.013	52.815	266.0	58:52.890							
2	1	1:45.628	23.123	32.955	49.550	243.2	4:11.562	92 Porsche Team Manthey Porsche 911 RSR 1.Frédéric MAKOWIECKI LMGTE Pro 2.Patrick PILET														
3	1	1:54.680 B	22.823	32.740	59.117	240.0	6:06.242	1	2	1:59.742	37.735	32.484	49.523	140.1	1:59.742							
4	1	4:16.411	2:53.676	33.241	49.494	135.2	10:22.653	2	2	1:44.376	22.471	32.695	49.210	263.4	3:44.118							
5	1	1:43.829	22.701	31.888	49.240	244.3	12:06.482	3	2	1:43.681	22.328	31.686	49.667	264.1	5:27.799							
6	1	1:43.625	22.497	31.999	49.129	254.7	13:50.107	4	2	1:43.175	22.514	31.983	48.678	236.8	7:10.974							
7	1	1:46.594	22.294	35.242	49.058	263.4	15:36.701	5	2	1:42.245	22.145	31.628	48.472	266.0	8:53.219							
8	1	1:43.982	22.542	32.416	49.024	261.5	17:20.683	6	2	1:49.119 B	22.321	31.952	54.846	262.8	10:42.338							
9	1	1:52.492 B	22.368	32.088	58.036	254.1	19:13.175	7	2	4:56.501	3:34.319	32.269	49.913	141.0	15:38.839							
10	2	3:33.503	2:11.997	32.841	48.665	137.9	22:46.678	8	2	1:43.904	22.613	32.031	49.260	264.1	17:22.743							
11	2	1:41.932	22.179	31.355	48.398	259.6	24:28.610	9	2	1:44.167	22.374	32.048	49.745	264.1	19:06.910							
12	2	1:41.374	22.140	31.294	47.940	264.1	26:09.984	10	2	1:43.988	22.534	32.172	49.282	264.7	20:50.898							
13	2	2:22.627 B	22.069	31.351	1:29.207	265.4	28:32.611	11	2	1:52.781 B	22.713	32.699	57.369	241.6	22:43.679							
14	2	4:34.574	3:14.682	31.887	48.005	134.7	33:07.185	12	1	5:33.650	3:41.986	32.760	1:18.904	137.8	28:17.329							
15	2	1:40.793	22.106	30.935	47.752	262.8	34:47.978	13	1	2:50.218	53.857	1:04.901	51.460	78.3	31:07.547							
16	2	1:40.821	22.032	31.078	47.711	263.4	36:28.799	14	1	1:45.654	22.772	32.906	49.976	260.2	32:53.201							
17	2	1:41.113	21.989	31.030	48.094	264.1	38:09.912	15	1	1:54.552 B	22.895	33.015	58.642	262.1	34:47.753							



FIA WEC
6 HOURS OF FUJI
Free Practice 3
Sector Analysis

Personal Best Session Best B Crossing the finish line in pit lane

Lap	D	Time	Sector 1	Sector 2	Sector 3	T. Spd	Elapsed	Lap	D	Time	Sector 1	Sector 2	Sector 3	T. Spd	Elapsed
16	1	7:14.558	5:55.334	31.110	48.114	140.8	42:02.311	10	2	1:47.550B	21.896	31.609	54.045	266.0	26:48.090
17	1	1:42.994	22.012	31.475	49.507	265.4	43:45.305	11	2	10:23.081	9:00.087	33.618	49.376	127.2	37:11.171
18	1	1:41.255	21.941	31.162	48.152	268.7	45:26.560	12	2	1:41.175	22.056	31.197	47.922	264.1	38:52.346
19	1	1:43.697	21.998	32.457	49.242	266.7	47:10.257	13	2	1:43.269	21.943	31.630	49.696	266.0	40:35.615
20	1	1:41.859	22.026	31.364	48.469	267.3	48:52.116	14	2	1:46.723B	21.944	31.354	53.425	267.3	42:22.338
21	1	1:50.326B	22.083	31.912	56.331	265.4	50:42.442	15	1	4:56.362	3:35.218	32.513	48.631	120.3	47:18.700
22	2	4:04.454	2:44.471	31.685	48.298	142.1	54:46.896	16	1	1:41.676	22.159	31.332	48.185	264.1	49:00.376
23	2	1:42.035	22.208	31.683	48.144	257.8	56:28.931	17	1	1:41.297	22.066	31.199	48.032	266.7	50:41.673
24	2	1:41.311	22.100	31.308	47.903	264.7	58:10.242	18	1	1:47.288B	21.848	31.149	54.291	268.0	52:28.961
25	2	1:41.917	22.009	31.537	48.371	264.1	59:52.159	19	1	3:45.230	2:22.817	32.384	50.029	97.5	56:14.191
26	2	1:41.820	22.032	31.425	48.363	264.7	1:01:33.979	20	1	1:41.837	22.137	31.571	48.129	262.8	57:56.028
								21	1	1:41.599	22.115	31.321	48.163	265.4	59:37.627
								22	1	1:41.509	22.037	31.248	48.224	265.4	1:01:19.136

95 **Aston Martin Racing** Aston Martin Vantage V8
1. Kristian POULSEN 3. Nicki THIM LMGTE Am
2. David HEINEMEIER-HANSSON

1	3	2:03.268	40.023	32.103	51.142	134.3	2:03.268
2	3	1:41.690	22.260	31.382	48.048	257.1	3:44.958
3	3	1:40.920	21.978	31.229	47.713	260.2	5:25.878
4	3	1:41.555	21.993	31.369	48.193	267.3	7:07.433
5	3	1:45.237B	21.834	31.016	52.387	268.0	8:52.670
6	2	3:26.274	2:04.281	32.340	49.653	119.2	12:18.944
7	2	1:42.310	22.381	31.581	48.348	261.5	14:01.254
8	2	1:42.350	22.263	31.920	48.167	264.7	15:43.604
9	2	1:42.433	21.988	31.775	48.670	267.3	17:26.037
10	2	1:42.702	21.942	32.072	48.688	266.7	19:08.739
11	2	1:42.087	22.038	31.820	48.229	268.0	20:50.826
12	2	1:42.615	22.068	31.775	48.772	266.7	22:33.441
13	2	1:41.747	21.938	31.414	48.395	266.7	24:15.188
14	2	1:42.441	22.081	31.839	48.521	268.7	25:57.629
15	2	2:08.520B	22.235	31.772	1:14.513	266.0	28:06.149
16	1	4:51.159	3:29.869	32.446	48.844	133.5	32:57.308
17	1	1:44.212	22.251	32.287	49.674	260.9	34:41.520
18	1	1:43.574	22.294	32.171	49.109	262.8	36:25.094
19	1	1:42.978	22.224	31.919	48.835	264.1	38:08.072
20	1	1:43.777	22.173	32.009	49.595	264.1	39:51.849
21	1	1:43.227	22.045	32.161	49.021	265.4	41:35.076
22	1	1:42.821	22.397	31.808	48.616	260.2	43:17.897
23	1	1:43.315	22.214	32.022	49.079	263.4	45:01.212
24	1	1:43.255	22.337	32.010	48.908	262.1	46:44.467
25	1	1:43.989	22.185	32.551	49.253	263.4	48:28.456
26	1	1:51.620B	22.232	32.572	56.816	266.7	50:20.076
27	2	3:49.235	2:27.974	32.091	49.170	130.1	54:09.311
28	2	1:43.065	22.226	32.080	48.759	265.4	55:52.376
29	2	1:42.647	22.164	31.892	48.591	266.0	57:35.023
30	2	1:42.569	22.103	31.763	48.703	264.7	59:17.592
31	2	1:42.204	22.064	31.724	48.416	268.0	1:00:59.796

97 **Aston Martin Racing** Aston Martin Vantage V8
1. Darren TURNER LMGTE Pro
2. Stefan MÜCKE

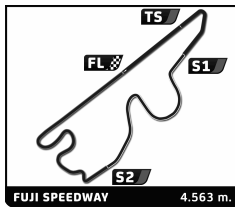
1	2	3:12.429	1:50.481	33.048	48.900	136.2	3:12.429
2	2	1:41.574	22.121	31.318	48.135	263.4	4:54.003
3	2	1:41.305	22.094	31.423	47.788	266.7	6:35.308
4	2	1:48.482B	22.201	31.316	54.965	264.7	8:23.790
5	2	4:54.531	3:34.753	31.585	48.193	138.5	13:18.321
6	2	1:41.200	22.138	31.198	47.864	265.4	14:59.521
7	2	1:47.068B	21.939	31.328	53.801	267.3	16:46.589
8	2	6:32.395	5:10.385	33.312	48.698	138.3	23:18.984
9	2	1:41.556	22.166	31.239	48.151	263.4	25:00.540

98 **Aston Martin Racing** Aston Martin Vantage V8
1. Paul DALLA LANA 3. Christoffer NYGAARD LMGTE Am
2. Pedro LAMY

1	3	2:19.711	54.612	34.119	50.980	132.7	2:19.711
2	3	1:44.866	23.458	32.560	48.848	200.4	4:04.577
3	3	1:42.516	22.333	31.707	48.476	265.4	5:47.093
4	3	1:42.677	22.429	31.856	48.392	264.1	7:29.770
5	3	1:47.846B	22.205	31.509	54.132	265.4	9:17.616
6	3	3:10.011	1:49.041	31.871	49.099	140.1	12:27.627
7	3	1:42.116	22.482	31.450	48.184	261.5	14:09.743
8	3	1:41.826	22.076	31.453	48.297	266.7	15:51.569
9	3	1:41.488	22.068	31.296	48.124	268.0	17:33.057
10	3	1:50.426B	22.533	31.813	56.080	266.7	19:23.483
11	1	4:15.282	2:54.172	31.965	49.145	126.3	23:38.765
12	1	1:42.746	22.083	31.599	49.064	264.7	25:21.511
13	1	1:43.969	22.371	31.522	50.076	258.4	27:05.480
14	1	3:09.831	33.359	1:13.326	1:23.146	259.6	30:15.311
15	1	1:44.092	23.709	31.869	48.514	252.3	31:59.403
16	1	1:42.134	22.335	31.534	48.265	254.1	33:41.537
17	1	1:41.701	22.041	31.583	48.077	254.7	35:23.238
18	1	1:42.040	22.408	31.256	48.376	265.4	37:05.278
19	1	1:41.533	22.253	31.138	48.142	260.9	38:46.811
20	1	1:42.033	22.117	31.442	48.474	264.7	40:28.844
21	1	1:42.587	21.988	31.615	48.984	264.7	42:11.431
22	1	1:49.186B	22.877	31.449	54.860	252.9	44:00.617
23	2	3:38.405	2:18.949	31.307	48.149	142.7	47:39.022
24	2	1:41.725	22.077	31.114	48.534	265.4	49:20.747
25	2	1:40.676	22.019	30.906	47.751	264.1	51:01.423
26	2	1:40.235	21.766	30.790	47.679	266.7	52:41.658
27	2	1:47.741B	21.956	31.546	54.239	266.0	54:29.399

99 **Aston Martin Racing** Aston Martin Vantage V8
1. Alex MACDOWALL 3. Fernando REES LMGTE Pro
2. Darryl O'YOUNG

1	3	2:06.922	43.622	33.563	49.737	114.2	2:06.922
2	3	1:41.408	22.167	31.325	47.916	264.7	3:48.330
3	3	1:44.879	22.125	33.090	49.664	263.4	5:33.209
4	3	1:40.353	21.984	30.848	47.521	266.7	7:13.562
5	3	1:49.817B	21.882	30.867	57.068	268.0	9:03.379
6	3	4:37.321	3:15.413	33.459	48.449	132.8	13:40.700
7	3	1:42.752	22.104	31.051	49.597	266.0	15:23.452
8	3	1:40.396	21.972	30.867	47.557	266.7	17:03.848
9	3	1:40.212	21.915	30.822	47.475	266.7	18:44.060
10	3	1:49.830B	22.174	32.551	55.105	263.4	20:33.890
11	1	3:46.081	2:23.523	32.720	49.838	141.2	24:19.971



FIA WEC
6 HOURS OF FUJI
Free Practice 3
Sector Analysis

■ Personal Best ■ Session Best **B** Crossing the finish line in pit lane

Lap	D	Time	Sector 1	Sector 2	Sector 3	T. Spd	Elapsed	Lap	D	Time	Sector 1	Sector 2	Sector 3	T. Spd	Elapsed
12	1	1:42.545	22.161	32.143	48.241	262.1	26:02.516								
13	1	2:06.904	22.663	31.747	1:12.494	265.4	28:09.420								
14	1	2:54.143	54.831	1:08.368	50.944	76.0	31:03.563								
15	1	1:42.338	22.337	31.707	48.294	260.9	32:45.901								
16	1	1:41.413	22.083	31.463	47.867	263.4	34:27.314								
17	1	2:05.983 B	22.770	36.462	1:06.751	261.5	36:33.297								
18	2	4:08.198	2:43.091	33.887	51.220	138.8	40:41.495								
19	2	1:43.395	22.343	31.769	49.283	260.2	42:24.890								
20	2	1:42.084	22.068	31.460	48.556	264.7	44:06.974								
21	2	1:42.179	22.000	31.769	48.410	265.4	45:49.153								
22	2	1:41.828	22.053	31.347	48.428	264.1	47:30.981								
23	2	1:42.087	22.008	31.514	48.565	264.1	49:13.068								
24	2	1:41.478	22.016	31.369	48.093	265.4	50:54.546								
25	2	1:41.599	22.018	31.374	48.207	266.0	52:36.145								
26	2	1:41.731	22.026	31.363	48.342	264.7	54:17.876								
27	2	1:42.125	21.955	31.549	48.621	265.4	56:00.001								
28	2	1:42.460	22.170	31.789	48.501	264.1	57:42.461								
29	2	1:41.951	22.138	31.499	48.314	267.3	59:24.412								
30	2	1:41.591	22.093	31.367	48.131	264.7	1:01:06.003								