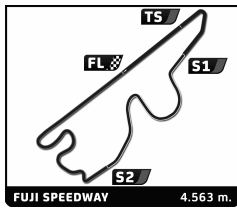


**FIA WEC**  
**6 HOURS OF FUJI**  
Free Practice 1  
Sector Analysis

4.563 m.

■ Personal Best ■ Session Best B Crossing the finish line in pit lane

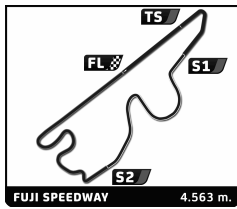
Lap	D	Time	Sector 1	Sector 2	Sector 3	T. Spd	Elapsed	Lap	D	Time	Sector 1	Sector 2	Sector 3	T. Spd	Elapsed
<b>1 Audi Sport Team Joest</b> Audi R18 e-tron quattro 1. Lucas DI GRASSI 3. Tom KRISTENSEN LMP1 - H 2. Loic DUVAL								7	2	1:36.364 <b>B</b>	19.622	27.360	49.382	272.0	34:23.211
1	1	1:40.536	24.459	30.059	46.018	151.5	1:40.536	8	3	4:22.362	3:08.617	28.595	45.150	167.4	38:45.573
2	1	1:32.440	20.305	27.419	44.716	273.4	3:12.976	9	3	1:31.281	19.893	27.479	43.909	282.7	40:16.854
3	1	1:30.676	19.778	26.961	43.937	291.9	4:43.652	10	3	1:30.664	19.826	27.174	43.664	269.3	41:47.518
4	1	1:31.867	19.678	26.749	45.440	279.8	6:15.519	11	3	1:37.820 <b>B</b>	19.904	26.797	51.119	269.3	43:25.338
5	1	1:39.076 <b>B</b>	19.718	27.430	51.928	295.1	7:54.595	12	1	5:18.893	4:06.230	28.003	44.660	167.7	48:44.231
6	2	6:45.010	5:32.508	27.688	44.814	148.4	14:39.605	13	1	1:56.097 <b>B</b>	23.332	33.948	58.817	209.3	50:40.328
7	2	1:30.760	19.934	26.744	44.082	270.7	16:10.365	14	1	2:59.519	1:47.723	27.977	43.819	156.1	53:39.847
8	2	1:30.365	19.786	26.708	43.871	269.3	17:40.730	15	1	1:30.281	19.967	26.631	43.683	283.5	55:10.128
9	2	1:30.152	19.931	26.328	43.893	267.3	19:10.882	16	1	1:29.691	19.684	26.696	43.311	276.9	56:39.819
10	2	1:31.267	20.624	26.681	43.962	255.3	20:42.149	17	1	1:29.439	19.927	26.416	<b>43.096</b>	284.2	58:09.258
11	2	1:37.131 <b>B</b>	19.977	26.704	50.450	267.3	22:19.280	18	1	1:36.298 <b>B</b>	19.610	26.931	49.757	284.2	59:45.556
12	3	6:46.889	5:31.059	30.447	45.383	162.7	29:06.169	19	2	3:46.314	2:36.396	26.821	43.097	167.2	1:03:31.870
13	3	1:35.397	20.454	29.918	45.025	270.7	30:41.566	20	2	1:29.564	19.901	26.532	43.131	261.5	1:05:01.434
14	3	1:30.713	19.860	26.895	43.958	275.5	32:12.279	21	2	1:30.096	19.689	27.079	43.328	274.8	1:06:31.530
15	3	1:30.359	20.174	26.362	43.823	265.4	33:42.638	22	2	1:30.119	19.729	27.017	43.373	274.1	1:08:01.649
16	3	1:29.985	19.718	26.554	43.713	279.1	35:12.623	23	2	1:29.261	19.578	26.075	43.608	276.9	1:09:30.910
17	3	1:35.576 <b>B</b>	19.735	26.600	49.241	285.0	36:48.199	24	2	<b>1:28.924</b>	19.672	26.062	43.190	272.7	1:10:59.834
18	3	2:37.075	1:25.226	27.064	44.785	165.4	39:25.274	25	2	1:30.226	19.689	26.909	43.628	275.5	1:12:30.060
19	3	1:31.210	<b>19.559</b>	27.227	44.424	281.2	40:56.484	26	2	1:29.161	<b>19.518</b>	26.231	43.412	282.0	1:13:59.221
20	3	1:29.169	19.631	26.392	43.146	268.0	42:25.653	27	2	1:34.245 <b>B</b>	19.676	26.660	47.909	276.9	1:15:33.466
21	3	1:29.617	19.870	26.708	43.039	255.3	43:55.270	28	3	2:24.032	1:12.014	27.051	44.967	163.9	1:17:57.498
22	3	1:31.960	19.630	26.883	45.447	268.7	45:27.230	29	3	1:31.699	19.896	27.035	44.768	279.8	1:19:29.197
23	3	1:29.227	19.639	26.111	43.477	268.7	46:56.457	30	3	1:33.684	20.306	28.228	45.150	274.8	1:21:02.881
24	3	1:33.450	19.955	27.168	46.327	263.4	48:29.907	31	3	1:31.218	20.274	26.813	44.131	274.1	1:22:34.099
25	3	1:54.076 <b>B</b>	19.777	33.687	1:00.612	267.3	50:23.983	32	3	1:30.647	20.225	26.550	43.872	262.1	1:24:04.746
26	2	7:23.535	6:09.585	30.155	43.795	127.1	57:47.518	33	3	1:30.582	19.791	26.339	44.452	270.0	1:25:35.328
27	2	1:29.082	19.895	26.301	42.886	260.2	59:16.600	34	3	1:30.453	19.999	26.165	44.289	258.4	1:27:05.781
28	2	1:30.809	19.985	27.959	<b>42.865</b>	263.4	1:00:47.409	35	3	1:29.819	19.938	26.128	43.753	262.8	1:28:35.600
29	2	1:29.711	19.618	26.090	44.003	274.1	1:02:17.120	36	3	1:36.099 <b>B</b>	19.717	<b>26.035</b>	50.347	272.0	1:30:11.699
30	2	1:28.742	19.584	26.037	43.121	262.8	1:03:45.862	<b>7 Toyota Racing</b> Toyota TS 040 - Hybrid 1. Alexander WURZ 3. Kazuki NAKAJIMA LMP1 - H 2. Stéphane SARRAZIN							
31	2	1:30.726	19.799	27.352	43.575	264.7	1:05:16.588	1	1	1:46.728	28.748	27.743	50.237	163.4	1:46.728
32	2	<b>1:28.628</b>	19.588	<b>25.974</b>	43.066	275.5	1:06:45.216	2	1	1:31.545	19.618	27.194	44.733	292.7	3:18.273
33	2	1:30.294	19.684	26.536	44.074	260.9	1:08:15.510	3	1	1:30.542	19.661	26.796	44.085	303.4	4:48.815
34	2	1:30.350	19.769	27.039	43.542	271.4	1:09:45.860	4	1	1:35.066	20.882	28.070	46.114	296.7	6:23.881
35	2	1:30.969	19.726	26.188	45.055	272.7	1:11:16.829	5	1	1:32.274	19.651	27.951	44.672	297.5	7:56.155
36	2	1:29.566	19.813	26.393	43.360	270.0	1:12:46.395	6	1	1:32.075	20.028	27.263	44.784	279.1	9:28.230
37	2	1:36.228 <b>B</b>	19.652	26.149	50.427	280.5	1:14:22.623	7	1	1:31.301	19.712	27.017	44.572	292.7	10:59.531
38	1	6:28.804	5:16.980	27.814	44.010	150.2	1:20:51.427	8	1	1:40.130 <b>B</b>	19.485	28.178	52.467	291.9	12:39.661
39	1	1:30.354	19.838	26.588	43.928	280.5	1:22:21.781	9	1	48:03.400	...	27.963	43.929	169.0	1:00:43.061
40	1	1:31.800	20.093	26.561	45.146	273.4	1:23:53.581	10	1	1:29.775	19.434	27.153	43.188	284.2	1:02:12.836
41	1	1:30.723	20.418	26.340	43.965	262.1	1:25:24.304	11	1	1:29.701	19.449	26.863	43.389	284.2	1:03:42.537
42	1	1:29.515	19.818	26.201	43.496	268.7	1:26:53.819	12	1	1:29.159	<b>19.294</b>	26.735	43.130	282.7	1:05:11.696
43	1	1:31.029	20.211	27.141	43.677	260.9	1:28:24.848	13	1	1:29.115	19.323	<b>26.657</b>	43.135	284.2	1:06:40.811
44	1	1:31.579	19.833	27.905	43.841	265.4	1:29:56.427	14	1	1:35.188 <b>B</b>	19.359	27.554	48.275	281.2	1:08:15.999
45	1	1:29.845	19.981	26.096	43.768	282.0	1:31:26.272	15	2	2:38.557	1:26.454	27.739	44.364	169.5	1:10:54.556
<b>2 Audi Sport Team Joest</b> Audi R18 e-tron quattro 1. Marcel FÄSSLER 3. Benoit TRÉLUIER LMP1 - H 2. André LOTTERER								16	2	1:36.999	22.474	30.555	43.970	282.0	1:12:31.555
1	2	1:39.784	27.126	28.761	43.897	154.5	1:39.784	17	2	1:32.735	19.772	29.087	43.876	276.9	1:14:04.290
2	2	1:39.001 <b>B</b>	19.705	27.242	52.054	285.0	3:18.785	18	2	1:40.486 <b>B</b>	19.669	27.227	53.590	278.4	1:15:44.776
3	2	24:57.318	...	27.756	43.778	151.5	28:16.103	19	2	3:25.075	2:15.500	26.752	<b>42.823</b>	141.9	1:19:09.851
4	2	1:31.326	19.921	27.317	44.088	277.6	29:47.429	20	2	<b>1:29.076</b>	19.484	26.724	42.868	278.4	1:20:38.927
5	2	1:29.600	19.965	26.349	43.286	260.2	31:17.029	21	2	1:29.613	19.801	26.786	43.026	279.8	1:22:08.540
6	2	1:29.818	19.756	26.621	43.441	268.7	32:46.847	22	2	1:29.663	19.473	26.771	43.419	280.5	1:23:38.203
								23	2	1:35.566 <b>B</b>	19.476	26.714	49.376	279.8	1:25:13.769
								24	2	2:26.461	1:16.203	26.849	43.409	169.8	1:27:40.230



**FIA WEC**  
**6 HOURS OF FUJI**  
Free Practice 1

**Sector Analysis**

								<span style="color: green;">■</span> Personal Best <span style="color: purple;">■</span> Session Best <span style="color: black;">■</span> Crossing the finish line in pit lane							
Lap	D	Time	Sector 1	Sector 2	Sector 3	T. Spd	Elapsed	Lap	D	Time	Sector 1	Sector 2	Sector 3	T. Spd	Elapsed
25	2	1:32.298	19.580	27.054	45.664	281.2	1:29:12.528	12	3	1:38.944	21.286	30.397	47.261	254.7	44:35.607
26	2	1:32.283	19.531	27.284	45.468	281.2	1:30:44.811	13	3	1:38.575	20.246	29.863	48.466	284.2	46:14.182
<b>8</b>	<b>Toyota Racing</b> 1. Anthony DAVIDSON 2. Sébastien BUEMI Toyota TS 040 - Hybrid LMP1 - H							<b>12</b>	<b>Rebellion Racing</b> 1. Nicolas PROST 2. Nick HEIDFELD 3. Mathias BECHE Rebellion R-One - Toyota LMP1 - L						
1	2	1:36.178	22.686	28.127	45.365	148.6	1:36.178	1	3	2:33.933	1:17.213	30.954	45.766	142.9	2:33.933
2	2	1:32.212	19.678	27.756	44.778	300.0	3:08.390	2	3	1:37.454	20.859	28.839	47.756	255.3	4:11.387
3	2	1:31.949	19.714	26.971	45.264	309.5	4:40.339	3	3	1:34.380	20.491	28.384	45.505	285.0	5:45.767
4	2	1:31.336	19.533	26.916	44.887	299.2	6:11.675	4	3	1:34.569	20.305	28.594	45.670	301.7	7:20.336
5	2	1:32.587	20.038	27.316	45.233	294.3	7:44.262	5	3	1:41.313 B	20.220	28.553	52.540	305.1	9:01.649
6	2	1:30.940	19.557	26.761	44.622	297.5	9:15.202	6	3	21:06.145	...	29.191	46.511	149.8	30:07.794
7	2	1:30.893	19.573	26.810	44.510	297.5	10:46.095	7	3	1:37.109	22.725	28.160	46.224	236.8	31:44.903
8	2	1:43.279 B	19.735	28.831	54.713	295.1	12:29.374	8	3	1:34.071	20.284	28.124	45.663	300.8	33:18.974
9	2	17:23.581	...	27.465	44.265	166.4	29:52.955	9	3	1:33.894	20.235	28.197	45.462	302.5	34:52.868
10	2	1:32.384	19.896	27.440	45.048	272.0	31:25.339	10	3	1:40.974 B	20.289	28.299	52.386	304.2	36:33.842
11	2	1:30.650	19.705	26.751	44.194	275.5	32:55.989	11	3	20:41.425	...	29.265	44.859	136.4	57:15.267
12	2	1:31.591	19.466	27.980	44.145	279.1	34:27.580	12	3	1:32.886	20.722	27.874	44.290	287.2	58:48.153
13	2	1:30.456	19.465	27.243	43.748	282.7	35:58.036	13	3	1:32.034	20.150	27.630	44.254	303.4	1:00:20.187
14	2	1:37.397 B	19.585	27.166	50.646	282.0	37:35.433	14	3	1:32.489	20.332	27.593	44.564	301.7	1:01:52.676
15	2	9:39.857	8:25.806	29.761	44.290	166.4	47:15.290	15	3	1:32.513	20.063	27.768	44.682	303.4	1:03:25.189
16	2	1:30.468	19.751	27.003	43.714	276.9	48:45.758	16	3	1:32.465	20.025	27.495	44.945	304.2	1:04:57.654
17	2	1:56.289 B	23.445	34.081	58.763	198.2	50:42.047	17	3	1:38.108 B	20.158	27.720	50.230	304.2	1:06:35.762
18	2	2:53.782	1:43.220	27.088	43.474	168.0	53:35.829	18	1	9:04.139	7:48.590	29.315	46.234	156.7	1:15:39.901
19	2	1:30.584	19.852	26.918	43.814	277.6	55:06.413	19	1	1:40.888	24.480	29.588	46.820	282.0	1:17:20.789
20	2	1:30.083	19.642	26.838	43.603	276.2	56:36.496	20	1	1:35.763	20.687	28.876	46.200	281.2	1:18:56.552
21	2	1:36.743 B	19.597	27.506	49.640	300.8	58:13.239	21	1	1:34.405	20.480	28.511	45.414	288.8	1:20:30.957
22	1	3:35.550	2:23.514	27.880	44.156	168.2	1:01:48.789	22	1	1:34.688	20.415	28.356	45.917	296.7	1:22:05.645
23	1	1:30.814	19.786	27.030	43.998	282.0	1:03:19.603	23	1	1:34.691	20.399	28.384	45.908	301.7	1:23:40.336
24	1	1:31.208	19.590	27.539	44.079	279.1	1:04:50.811	24	1	1:33.455	20.375	27.925	45.155	303.4	1:25:13.791
25	1	1:30.694	19.620	27.338	43.736	281.2	1:06:21.505	25	1	1:33.735	20.249	28.116	45.370	303.4	1:26:47.526
26	1	1:30.952	19.863	26.945	44.144	279.8	1:07:52.457	26	1	1:34.341	20.319	28.472	45.550	300.8	1:28:21.867
27	1	1:39.994 B	19.681	26.779	53.534	305.1	1:09:32.451	27	1	1:37.350	20.294	30.972	46.084	303.4	1:29:59.217
28	1	5:05.005	3:53.533	27.791	43.681	168.7	1:14:37.456	28	1	1:40.520	20.541	31.077	48.902	272.0	1:31:39.737
29	1	1:29.505	19.944	26.447	43.114	272.7	1:16:06.961								
30	1	1:29.247	19.480	26.698	43.069	278.4	1:17:36.208								
31	1	1:28.981	19.487	26.569	42.925	278.4	1:19:05.189								
32	1	1:29.022	19.417	26.476	43.129	276.2	1:20:34.211								
33	1	1:35.994 B	19.409	27.127	49.458	302.5	1:22:10.205								
34	1	2:54.863	1:29.984	37.643	47.236	167.2	1:25:05.068								
35	1	1:29.288	19.502	26.656	43.130	275.5	1:26:34.356								
36	1	1:33.403	19.478	27.673	46.252	279.8	1:28:07.759								
37	1	1:30.806	19.703	27.734	43.369	275.5	1:29:38.565								
38	1	1:30.156	19.639	26.707	43.810	276.2	1:31:08.721								
<b>9</b>	<b>Lotus</b> 1. Christophe BOUCHUT 2. James ROSSITER 3. Pierre KAFFER CLM P1/01 - AER LMP1 - L							<b>13</b>	<b>Rebellion Racing</b> 1. Dominik KRAIHAMER 2. Andrea BELICCHI 3. Fabio LEIMER Rebellion R-One - Toyota LMP1 - L						
1	2	3:55.899 B	2:26.403	32.592	56.904	155.4	3:55.899	1	2	2:44.632	1:16.976	33.727	53.929	119.7	2:44.632
2	2	8:05.899	6:49.004	30.647	46.248	159.5	12:01.798	2	2	1:37.251	21.976	28.840	46.435	221.8	4:21.883
3	2	1:38.486	22.079	30.545	45.862	292.7	13:40.284	3	2	1:35.258	20.618	28.843	45.797	251.7	5:57.141
4	2	1:44.937 B	20.962	30.215	53.760	256.5	15:25.221	4	2	1:34.085	20.372	28.069	45.644	295.1	7:31.226
5	2	5:59.600	4:43.575	29.997	46.028	160.2	21:24.821	5	2	1:34.205	20.680	28.088	45.437	300.8	9:05.431
6	2	1:35.086	20.178	28.954	45.954	283.5	22:59.907	6	2	1:34.342	20.407	28.465	45.470	296.7	10:39.773
7	2	1:45.841 B	20.424	29.768	55.649	270.7	24:45.748	7	2	1:48.077 B	20.290	28.566	59.221	292.7	12:27.850
8	2	6:41.961	5:23.560	31.811	46.590	159.3	31:27.709	8	2	18:18.224	...	29.135	45.984	153.2	30:46.074
9	2	1:34.284	20.215	28.734	45.335	294.3	33:01.993	9	2	4:11.065 B	20.651	31.996	3:18.418	295.9	34:57.139
10	2	1:50.129 B	20.246	30.261	59.622	270.7	34:52.122	10	3	41:59.405	...	34.916	48.193	124.9	1:16:56.544
11	3	8:04.541	6:44.196	32.361	47.984	141.5	42:56.663	11	3	1:37.914	21.151	29.596	47.167	270.7	1:18:34.458
								12	3	1:35.167	20.584	28.721	45.862	291.1	1:20:09.625
								13	3	1:33.619	20.285	28.081	45.253	300.8	1:21:43.244
								14	3	1:33.230	20.343	27.847	45.040	302.5	1:23:16.474
								15	3	1:33.748	20.280	28.075	45.393	303.4	1:24:50.222
								16	3	1:36.432	20.531	30.075	45.826	288.0	1:26:26.654
								17	3	1:35.629	20.541	29.904	45.184	275.5	1:28:02.283
								18	3	1:33.020	20.231	27.733	45.056	304.2	1:29:35.303
								19	3	1:33.805	20.332	27.835	45.638	305.9	1:31:09.108

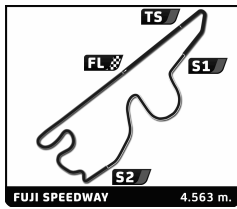


# FIA WEC 6 HOURS OF FUJI Free Practice 1 Sector Analysis

4.563 m.

Personal Best Session Best B Crossing the finish line in pit lane

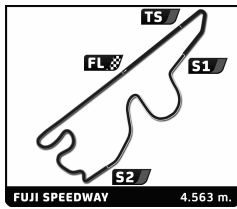
Lap	D	Time	Sector 1	Sector 2	Sector 3	T. Spd	Elapsed	Lap	D	Time	Sector 1	Sector 2	Sector 3	T. Spd	Elapsed
<b>14</b> Porsche Team 1.Romain DUMAS 2.Neel JANI 3.Marc LIEB Porsche 919 Hybrid LMP1 - H								9	2	1:29.962	19.625	26.915	43.422	278.4	19:07.834
1	3	1:54.950 <b>B</b>	28.972	30.460	55.518	147.3	1:54.950	10	2	1:41.551 <b>B</b>	19.567	28.160	53.824	278.4	20:49.385
2	3	6:23.396	5:09.059	29.873	44.464	156.5	8:18.346	11	2	11:59.652	...	27.721	46.553	154.3	32:49.037
3	3	1:31.389	19.985	27.371	44.033	279.8	9:49.735	12	2	1:31.454	20.096	27.357	44.001	272.0	34:20.491
4	3	1:31.131	19.658	27.600	43.873	281.2	11:20.866	13	2	1:31.241	19.817	27.673	43.751	276.2	35:51.732
5	3	1:31.889	19.724	28.697	43.468	279.8	12:52.755	14	2	1:31.350	19.726	27.382	44.242	276.2	37:23.082
6	3	1:29.478	19.585	26.719	43.174	279.1	14:22.233	15	2	1:31.253	19.725	27.240	44.288	276.2	38:54.335
7	3	1:29.903	19.633	26.713	43.557	278.4	15:52.136	16	2	1:39.513 <b>B</b>	19.775	28.528	51.210	277.6	40:33.848
8	3	1:41.433 <b>B</b>	20.098	30.735	50.600	278.4	17:33.569	17	2	8:28.227 <b>B</b>	7:10.710	27.896	49.621	155.6	49:02.075
9	3	8:31.557	7:20.022	27.591	43.944	149.8	26:05.126	18	2	5:19.379	4:07.073	28.287	44.019	157.2	54:21.454
10	3	1:30.070	20.014	26.892	43.164	274.8	27:35.196	19	2	1:32.588	19.822	28.950	43.816	276.2	55:54.042
11	3	1:31.685	19.699	27.360	44.626	276.2	29:06.881	20	2	1:31.022	19.784	27.439	43.799	278.4	57:25.064
12	3	1:34.581	20.065	28.923	45.593	270.7	30:41.462	21	2	1:36.565 <b>B</b>	19.575	26.788	50.202	281.2	59:01.629
13	3	1:31.559	20.336	27.711	43.512	266.0	32:13.021	22	3	3:09.573	1:52.963	30.188	46.422	157.4	1:02:11.202
14	3	1:30.556	19.856	27.114	43.586	277.6	33:43.577	23	3	1:34.586	20.381	29.188	45.017	276.9	1:03:45.788
15	3	1:37.674 <b>B</b>	19.762	27.767	50.145	279.8	35:21.251	24	3	1:33.496	20.323	28.195	44.978	277.6	1:05:19.284
16	3	6:56.072	5:44.499	28.028	43.545	153.2	42:17.323	25	3	1:34.122	20.112	28.991	45.019	280.5	1:06:53.406
17	3	1:30.559	19.793	27.414	43.352	282.7	43:47.882	26	3	1:40.065 <b>B</b>	19.963	27.303	52.799	278.4	1:08:33.471
18	3	1:30.615	19.918	27.089	43.608	281.2	45:18.497	27	3	2:35.143	1:22.819	28.059	44.265	159.5	1:11:08.614
19	3	1:31.611	19.775	28.138	43.698	281.2	46:50.108	28	3	1:29.829	19.747	26.930	43.152	281.2	1:12:38.443
20	3	1:30.674	19.872	27.368	43.434	277.6	48:20.782	29	3	1:30.251	19.687	26.947	43.617	280.5	1:14:08.694
21	3	1:58.133 <b>B</b>	20.783	35.883	1:01.467	283.5	50:18.915	30	3	1:30.808	19.639	27.009	44.160	279.1	1:15:39.502
22	3	3:35.788	2:24.484	27.466	43.838	157.4	53:54.703	31	3	1:30.712	19.757	26.901	44.054	279.8	1:17:10.214
23	3	1:30.662	19.970	27.318	43.374	280.5	55:25.365	32	3	1:41.528 <b>B</b>	19.850	26.865	54.813	279.8	1:18:51.742
24	3	1:36.010 <b>B</b>	19.550	26.798	49.662	282.7	57:01.375	33	3	2:38.926	1:25.276	28.947	44.703	147.3	1:21:30.668
25	1	2:42.879	1:28.553	28.718	45.608	161.2	59:44.254	34	3	1:31.336	20.024	27.269	44.043	281.2	1:23:02.004
26	1	1:34.103	19.859	28.654	45.590	279.1	1:01:18.357	35	3	1:33.274	19.925	28.570	44.779	278.4	1:24:35.278
27	1	1:32.326	19.973	28.032	44.321	281.2	1:02:50.683	36	3	1:32.453	20.477	27.511	44.465	266.7	1:26:07.731
28	1	1:32.004	19.927	27.658	44.419	282.0	1:04:22.687	37	3	1:31.377	19.875	27.255	44.247	279.1	1:27:39.108
29	1	1:32.674	19.846	28.195	44.633	279.1	1:05:55.361	38	3	1:31.743	19.927	27.508	44.308	279.1	1:29:10.851
30	1	1:31.595	19.952	27.551	44.092	283.5	1:07:26.956	39	3	1:31.246	19.859	27.357	44.030	279.1	1:30:42.097
31	1	1:39.619 <b>B</b>	19.808	27.427	52.384	284.2	1:09:06.575								
32	1	3:22.260	2:10.977	28.278	43.005	151.3	1:12:28.835								
33	1	1:29.647	19.529	26.655	43.463	284.2	1:13:58.482								
34	1	1:29.773	19.487	26.782	43.504	281.2	1:15:28.255								
35	1	1:31.261	19.515	27.113	44.633	283.5	1:16:59.516								
36	1	1:31.724	19.656	28.175	43.893	283.5	1:18:31.240								
37	1	1:37.335 <b>B</b>	19.657	27.242	50.436	279.8	1:20:08.575								
38	1	2:29.871	1:19.288	27.159	43.424	160.5	1:22:38.446								
39	1	1:32.067	19.669	28.964	43.434	280.5	1:24:10.513								
40	1	1:30.159	19.526	27.358	43.275	280.5	1:25:40.672								
41	1	1:29.021	19.470	26.548	43.003	281.2	1:27:09.693								
42	1	1:29.572	19.515	26.748	43.309	282.7	1:28:39.265								
43	1	1:29.891	19.430	27.203	43.258	280.5	1:30:09.156								
<b>20</b> Porsche Team 1.Timo BERNHARD 2.Mark WEBBER 3.Brendon HARTLEY Porsche 919 Hybrid LMP1 - H															
1	2	2:21.868 <b>B</b>	42.525	35.444	1:03.899	147.7	2:21.868								
2	2	6:08.210	4:54.292	29.711	44.207	150.0	8:30.078								
3	2	1:31.795	19.853	28.200	43.742	268.7	10:01.873								
4	2	1:31.371	19.645	27.547	44.179	279.1	11:33.244								
5	2	1:32.343	19.617	28.528	44.198	279.8	13:05.587								
6	2	1:31.951	20.010	28.002	43.939	278.4	14:37.538								
7	2	1:30.033	19.776	26.848	43.409	276.9	16:07.571								
8	2	1:30.301	19.715	26.861	43.725	278.4	17:37.872								
<b>26</b> G-Drive Racing 1.Roman RUSINOV 2.Olivier PLA 3.Julien CANAL Ligier JS P2 - Nissan LMP2															
1	2	4:34.454 <b>B</b>	3:08.444	31.344	54.666	139.9	4:34.454								
2	2	5:16.370	3:58.195	30.295	47.880	146.7	9:50.824								
3	2	1:37.068	21.754	29.079	46.235	257.1	11:27.892								
4	2	1:35.660	21.511	28.682	45.467	266.0	13:03.552								
5	2	1:36.612	21.323	28.676	46.613	268.0	14:40.164								
6	2	2:00.268 <b>B</b>	21.326	31.997	1:06.945	270.0	16:40.432								
7	2	11:31.820	...	29.580	49.016	144.6	28:12.252								
8	2	1:36.211	21.655	28.769	45.787	264.7	29:48.463								
9	2	1:35.945	21.433	29.080	45.432	262.8	31:24.408								
10	2	1:35.648	21.701	28.214	45.733	268.0	33:00.056								
11	2	1:34.885	21.216	28.230	45.439	268.7	34:34.941								
12	2	1:44.216 <b>B</b>	21.258	31.188	51.770	268.7	36:19.157								
13	2	7:20.847	6:05.551	29.497	45.799	145.6	43:40.004								
14	2	1:34.662	21.181	28.129	45.352	261.5	45:14.666								
15	2	1:34.356	21.074	27.872	45.410	270.0	46:49.022								
16	2	1:42.405 <b>B</b>	21.073	28.883	52.449	268.0	48:31.427								
17	3	5:27.201	4:09.241	30.485	47.475	144.8	53:58.628								
18	3	1:39.452	21.860	30.542	47.050	256.5	55:38.080								
19	3	1:37.505	21.789	29.384	46.332	268.0	57:15.585								
20	3	1:38.018	21.549	29.898	46.571	268.7	58:53.603								
21	3	1:37.557	21.476	29.999	46.082	268.7	1:00:31.160								
22	3	1:36.467	21.347	28.948	46.172	268.0	1:02:07.627								
23	3	1:36.170	21.376	28.886	45.908	265.4	1:03:43.797								



**FIA WEC**  
**6 HOURS OF FUJI**  
Free Practice 1  
Sector Analysis

■ Personal Best ■ Session Best ■ Crossing the finish line in pit lane

Lap	D	Time	Sector 1	Sector 2	Sector 3	T. Spd	Elapsed	Lap	D	Time	Sector 1	Sector 2	Sector 3	T. Spd	Elapsed
24	3	1:37.964	21.353	28.970	47.641	270.0	1:05:21.761	40	3	1:36.986	21.357	29.368	46.261	273.4	1:31:23.271
25	3	1:38.705	21.165	30.626	46.914	272.7	1:07:00.466	<b>35</b> <b>OAK Racing</b> Morgan - Judd 1.Keiko IHARA 2.Gustavo YACAMAN 3.Alex BRUNDLE LMP2							
26	3	1:36.370	21.141	29.259	45.970	276.9	1:08:36.836	1	1	2:50.259 <b>B</b>	1:18.163	34.093	58.003	139.7	2:50.259
27	3	1:36.584	21.113	28.818	46.653	270.7	1:10:13.420	2	1	4:32.642	3:17.923	29.035	45.684	139.5	7:22.901
28	3	1:37.194	21.211	29.246	46.737	274.1	1:11:50.614	3	1	1:35.435	21.383	28.339	45.713	272.7	8:58.336
29	3	1:35.800	21.139	28.585	46.076	275.5	1:13:26.414	4	1	<b>1:34.902</b>	21.091	28.421	45.390	272.7	10:33.238
30	3	1:47.621 <b>B</b>	21.108	28.881	57.632	269.3	1:15:14.035	5	1	1:36.372	21.156	29.346	45.870	274.8	12:09.610
31	1	4:05.160	2:47.488	30.256	47.416	139.5	1:19:19.195	6	1	1:36.158	21.081	29.702	<b>45.375</b>	276.2	13:45.768
32	1	1:37.585	21.593	29.172	46.820	268.0	1:20:56.780	7	1	1:34.991	21.171	<b>28.240</b>	45.580	274.1	15:20.759
33	1	1:37.790	21.557	29.459	46.774	268.0	1:22:34.570	8	1	1:43.984 <b>B</b>	<b>21.007</b>	29.008	53.969	273.4	17:04.743
34	1	1:37.161	21.525	28.898	46.738	272.0	1:24:11.731	9	3	5:11.132	3:55.423	28.621	47.088	149.0	22:15.875
35	1	1:36.377	21.280	28.427	46.670	270.0	1:25:48.108	10	3	1:36.034	21.111	28.853	46.070	274.1	23:51.909
36	1	1:36.413	21.499	28.451	46.463	272.7	1:27:24.521	11	3	1:36.476	21.213	28.449	46.814	276.2	25:28.385
37	1	1:35.934	21.402	28.426	46.106	274.1	1:29:00.455	12	3	1:41.527 <b>B</b>	21.102	28.431	51.994	274.8	27:09.912
38	1	1:35.484	21.258	28.059	46.167	274.1	1:30:35.939	13	1	6:54.318	5:30.784	33.510	50.024	114.3	34:04.230
<b>27</b> <b>SMP Racing</b> Oreca 03R - Nissan 1.Sergey ZLOBIN 2.Nicolas MINASSIAN 3.Maurizio MEDIANI LMP2								14	1	1:40.499	21.845	30.783	47.871	266.0	35:44.729
1	2	2:34.200 <b>B</b>	59.090	32.330	1:02.780	135.3	2:34.200	15	1	1:39.304	21.953	30.410	46.941	272.0	37:24.033
2	2	4:17.484	3:01.016	29.988	46.480	125.3	6:51.684	16	1	1:39.241	22.089	29.996	47.156	272.0	39:03.274
3	2	1:36.825	21.470	29.265	46.090	269.3	8:28.509	17	1	1:38.571	21.843	29.847	46.881	268.7	40:41.845
4	2	1:36.352	21.190	28.932	46.230	272.0	10:04.861	18	1	1:41.136	21.881	31.216	48.039	274.1	42:22.981
5	2	1:36.162	21.315	28.988	45.859	272.7	11:41.023	19	1	1:38.854	21.809	30.018	47.027	273.4	44:01.835
6	2	1:37.998	<b>21.019</b>	29.748	47.231	275.5	13:19.021	20	1	1:52.703 <b>B</b>	22.515	32.029	58.159	273.4	45:54.538
7	2	1:42.640 <b>B</b>	21.192	29.095	52.353	276.2	15:01.661	21	1	8:32.790	7:14.297	31.217	47.276	139.0	54:27.328
8	2	7:30.457	6:14.889	29.446	46.122	129.8	22:32.118	22	1	1:41.082	21.858	30.169	49.055	275.5	56:08.410
9	2	1:35.289	21.077	28.561	45.651	272.7	24:07.407	23	1	1:39.626	21.871	29.645	48.110	272.0	57:48.036
10	2	1:41.775 <b>B</b>	21.081	29.951	50.743	275.5	25:49.182	24	1	1:38.365	21.876	29.555	46.934	272.7	59:26.401
11	2	4:39.337	3:20.691	29.222	49.424	146.3	30:28.519	25	1	1:37.940	21.795	29.600	46.545	274.1	1:01:04.341
12	2	1:35.398	21.286	28.642	<b>45.470</b>	272.0	32:03.917	26	1	1:50.060 <b>B</b>	21.721	30.648	57.691	274.1	1:02:54.401
13	2	1:35.296	21.087	28.575	45.634	272.7	33:39.213	27	2	3:44.329	2:25.901	30.989	47.439	144.0	1:06:38.730
14	2	1:46.346 <b>B</b>	21.135	28.846	56.365	274.8	35:25.559	28	2	1:38.149	21.965	29.371	46.813	274.8	1:08:16.879
15	2	6:40.534	5:19.646	29.325	51.563	150.2	42:06.093	29	2	1:37.004	21.297	28.900	46.807	276.2	1:09:53.883
16	2	1:38.281	21.301	29.282	47.698	273.4	43:44.374	30	2	1:38.200	21.523	28.997	47.680	277.6	1:11:32.083
17	2	<b>1:35.112</b>	21.105	<b>28.471</b>	45.536	273.4	45:19.486	31	2	1:36.104	21.308	28.605	46.191	275.5	1:13:08.187
18	2	1:42.559 <b>B</b>	21.211	28.751	52.597	274.8	47:02.045	32	2	1:36.686	21.451	28.753	46.482	276.9	1:14:44.873
19	1	7:10.788	5:45.100	34.348	51.340	149.8	54:12.833	33	2	1:36.797	21.601	28.895	46.301	277.6	1:16:21.670
20	1	1:40.592	21.885	31.409	47.298	270.7	55:53.425	34	2	1:36.583	21.288	28.956	46.339	277.6	1:17:58.253
21	1	1:40.875	21.874	30.913	48.088	248.3	57:34.300	35	2	1:43.829 <b>B</b>	21.354	28.458	54.017	276.2	1:19:42.082
22	1	1:40.683	22.080	31.101	47.502	273.4	59:14.983	36	2	5:06.425	3:50.251	29.443	46.731	147.3	1:24:48.507
23	1	1:40.682	21.796	31.488	47.398	275.5	1:00:55.665	37	2	1:38.224	21.642	30.288	46.294	276.2	1:26:26.731
24	1	1:39.577	21.694	30.520	47.363	273.4	1:02:35.242	38	2	1:37.446	21.568	29.893	45.985	277.6	1:28:04.177
25	1	1:39.111	21.513	30.089	47.509	273.4	1:04:14.353	39	2	1:38.059	21.749	29.939	46.371	276.2	1:29:42.236
26	1	1:39.464	21.683	30.383	47.398	273.4	1:05:53.817	40	2	1:36.170	21.544	28.616	46.010	275.5	1:31:18.406
27	1	1:38.969	21.575	30.007	47.387	274.8	1:07:32.786	<b>37</b> <b>SMP Racing</b> Oreca 03R - Nissan 1.Kirill LADYGIN 2.Viktor SHAITAR 3.Anton LADYGIN LMP2							
28	1	1:39.121	21.650	30.101	47.370	274.1	1:09:11.907	1	1	3:25.110 <b>B</b>	1:46.895	37.503	1:00.712	111.6	3:25.110
29	1	1:39.190	21.574	29.964	47.652	276.2	1:10:51.097	2	1	8:51.642	7:26.388	34.590	50.664	111.7	12:16.752
30	1	1:38.363	21.891	29.610	46.862	274.8	1:12:29.460	3	1	1:45.771	24.053	32.472	49.246	218.6	14:02.523
31	1	1:39.654	21.710	30.613	47.331	272.7	1:14:09.114	4	1	1:45.209	22.652	32.525	50.032	245.5	15:47.732
32	1	1:49.808 <b>B</b>	21.736	29.650	58.422	274.8	1:15:58.922	5	1	1:49.102 <b>B</b>	23.044	32.204	53.854	226.9	17:36.834
33	3	3:54.609	2:31.869	34.811	47.929	109.4	1:19:53.531	6	1	4:37.006	3:20.300	30.275	46.431	136.2	22:13.840
34	3	1:40.472	22.017	30.634	47.821	255.9	1:21:34.003	7	1	1:37.312	21.167	29.762	46.383	272.7	23:51.152
35	3	1:38.120	21.810	29.678	46.632	266.7	1:23:12.123	8	1	1:36.424	<b>21.122</b>	28.740	46.562	272.7	25:27.576
36	3	1:37.426	21.296	29.708	46.422	274.1	1:24:49.549	9	1	1:35.786	21.186	28.745	45.855	271.4	27:03.362
37	3	1:40.091	21.684	30.694	47.713	262.1	1:26:29.640	10	1	1:35.346	21.214	28.577	45.555	272.0	28:38.708
38	3	1:39.519	21.379	30.318	47.822	272.0	1:28:09.159								
39	3	1:37.126	21.371	29.351	46.404	274.8	1:29:46.285								



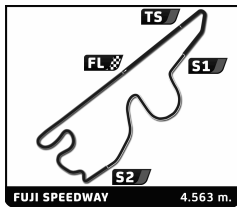
**FIA WEC**  
**6 HOURS OF FUJI**  
Free Practice 1  
Sector Analysis

■ Personal Best ■ Session Best B Crossing the finish line in pit lane

Lap	D	Time	Sector 1	Sector 2	Sector 3	T. Spd	Elapsed	Lap	D	Time	Sector 1	Sector 2	Sector 3	T. Spd	Elapsed
11	1	1:44.525B	21.351	29.092	54.082	272.0	30:23.233	27	3	1:37.369	22.407	29.351	45.611	272.7	56:23.362
12	1	7:21.281	6:06.243	29.534	45.504	144.8	37:44.514	28	3	1:36.014	21.391	29.103	45.520	273.4	57:59.376
13	1	1:36.949	21.205	29.962	45.782	273.4	39:21.463	29	3	1:37.053	21.126	30.487	45.440	274.1	59:36.429
14	1	1:37.528	21.174	29.781	46.573	274.1	40:58.991	30	3	1:35.635	21.437	28.840	45.358	274.1	1:01:12.064
15	1	1:35.028	21.226	28.240	45.562	272.7	42:34.019	31	3	1:35.302	21.112	28.736	45.454	273.4	1:02:47.366
16	1	1:41.931B	21.287	29.511	51.133	275.5	44:15.950	32	3	1:36.049	21.052	28.529	46.468	274.1	1:04:23.415
17	2	5:15.866B	3:43.848	30.690	1:01.328	139.2	49:31.816	33	3	1:43.797B	21.083	30.008	52.706	273.4	1:06:07.212
18	2	4:49.395	3:32.554	29.882	46.959	148.8	54:21.211	34	3	6:53.758	5:36.269	31.172	46.317	139.7	1:13:00.970
19	2	1:38.297	21.344	29.937	47.016	272.7	55:59.508	35	3	1:36.263	21.346	29.086	45.831	272.0	1:14:37.233
20	2	1:38.078	21.473	29.334	47.271	272.7	57:37.586	36	3	1:36.056	21.364	28.962	45.730	271.4	1:16:13.289
21	2	1:37.750	21.602	29.697	46.451	274.1	59:15.336	37	3	1:36.013	21.131	28.959	45.923	274.1	1:17:49.302
22	2	1:39.269	21.710	30.615	46.944	271.4	1:00:54.605	38	3	1:36.426	21.326	29.393	45.707	274.8	1:19:25.728
23	2	1:36.344	21.313	28.883	46.148	272.0	1:02:30.949	39	3	1:37.314	21.096	30.280	45.938	276.2	1:21:03.042
24	2	1:36.907	21.294	29.283	46.330	275.5	1:04:07.856	40	3	1:36.256	21.316	29.158	45.782	274.8	1:22:39.298
25	2	1:44.044B	21.311	29.205	53.528	273.4	1:05:51.900	41	3	1:36.425	21.161	28.724	46.540	274.8	1:24:15.723
26	3	5:41.905	4:18.283	33.496	50.126	139.2	1:11:33.805	42	3	1:36.625	21.216	29.764	45.645	274.1	1:25:52.348
27	3	1:40.051	21.536	31.539	46.976	271.4	1:13:13.856	43	3	1:35.744	21.070	29.071	45.603	274.8	1:27:28.092
28	3	1:38.216	21.428	29.830	46.958	271.4	1:14:52.072	44	3	1:35.870	21.096	29.127	45.647	275.5	1:29:03.962
29	3	1:38.481	21.255	29.432	47.794	272.7	1:16:30.553	45	3	1:35.700	21.144	28.625	45.931	274.8	1:30:39.662
30	3	1:39.096	22.371	29.773	46.952	272.7	1:18:09.649								
31	3	1:37.194	21.318	29.188	46.688	272.7	1:19:46.843								
32	3	1:37.921	21.234	29.318	47.369	275.5	1:21:24.764								
33	3	1:37.334	21.562	29.008	46.764	272.0	1:23:02.098								
34	3	1:37.588	21.307	29.493	46.788	274.8	1:24:39.686								
35	3	1:38.245	21.897	29.342	47.006	273.4	1:26:17.931								
36	3	1:37.156	21.317	29.080	46.759	272.7	1:27:55.087								
37	3	1:37.055	21.129	29.466	46.460	274.1	1:29:32.142								
38	3	1:36.888	21.180	29.341	46.367	272.0	1:31:09.030								

Lap	D	Time	Sector 1	Sector 2	Sector 3	T. Spd	Elapsed
1	2	2:43.165B	1:08.487	32.668	1:02.010	116.6	2:43.165
2	2	4:05.928	2:48.342	30.935	46.651	128.3	6:49.093
3	2	1:35.582	21.241	28.843	45.498	273.4	8:24.675
4	2	1:34.716	21.082	28.177	45.457	272.7	9:59.391
5	2	1:36.591	21.196	28.648	46.747	274.1	11:35.982
6	2	1:36.518	21.375	28.590	46.553	275.5	13:12.500
7	2	1:37.541	21.166	28.629	47.746	275.5	14:50.041
8	2	1:35.789	21.228	28.631	45.930	273.4	16:25.830
9	2	1:35.390	21.185	28.513	45.692	272.0	18:01.220
10	2	1:40.974B	21.239	28.570	51.165	272.0	19:42.194
11	1	4:56.697	3:40.598	29.427	46.672	147.1	24:38.891
12	1	1:38.475	21.362	30.640	46.473	274.8	26:17.366
13	1	1:38.451	21.553	30.053	46.845	274.1	27:55.817
14	1	1:44.236B	21.551	28.622	54.063	272.0	29:40.053
15	1	4:40.647	3:24.852	28.895	46.900	147.7	34:20.700
16	1	1:36.697	21.457	28.710	46.530	271.4	35:57.397
17	1	1:37.092	21.528	28.735	46.829	270.0	37:34.489
18	1	1:37.890	21.261	30.175	46.454	272.0	39:12.379
19	1	1:36.561	21.406	28.662	46.493	272.0	40:48.940
20	1	1:36.308	21.305	28.885	46.118	272.0	42:25.248
21	1	1:36.930	21.588	28.928	46.414	259.6	44:02.178
22	1	1:35.682	21.233	28.400	46.049	276.2	45:37.860
23	1	1:37.753	21.486	29.889	46.378	276.2	47:15.613
24	1	1:36.336	21.463	28.625	46.248	273.4	48:51.949
25	1	1:54.869B	22.446	33.649	58.774	241.6	50:46.818
26	3	3:59.175	2:43.270	29.962	45.943	137.6	54:45.993

Lap	D	Time	Sector 1	Sector 2	Sector 3	T. Spd	Elapsed
1	2	2:48.867	1:16.909	39.568	52.390	87.9	2:48.867
2	2	2:01.683B	29.251	34.124	58.308	203.4	4:50.550
3	2	3:22.871	2:01.474	32.679	48.718	130.9	8:13.421
4	2	1:43.589	22.636	32.129	48.824	258.4	9:57.010
5	2	1:42.480	22.477	31.753	48.250	255.9	11:39.490
6	2	1:41.926	22.196	31.567	48.163	262.1	13:21.416
7	2	1:42.362	22.438	31.655	48.269	264.7	15:03.778
8	2	1:42.070	22.213	31.654	48.203	263.4	16:45.848
9	2	1:42.063	22.360	31.471	48.232	259.6	18:27.911
10	2	1:42.068	22.216	31.428	48.424	265.4	20:09.979
11	2	1:41.830	22.278	31.289	48.263	264.1	21:51.809
12	2	1:42.450	22.363	31.330	48.757	262.1	23:34.259
13	2	1:50.039B	22.346	31.460	56.233	261.5	25:24.298
14	2	3:58.543	2:38.142	31.771	48.630	135.8	29:22.841
15	2	1:42.123	22.415	31.419	48.289	259.6	31:04.964
16	2	1:42.179	22.380	31.355	48.444	262.8	32:47.143
17	2	1:57.408B	22.433	32.079	1:02.896	262.8	34:44.551
18	1	6:26.722	5:04.820	32.529	49.373	133.5	41:11.273
19	1	1:45.070	24.337	32.076	48.657	264.1	42:56.343
20	1	1:42.993	22.791	31.647	48.555	253.5	44:39.336
21	1	1:42.091	22.444	31.425	48.222	263.4	46:21.427
22	1	1:44.425	23.654	32.322	48.449	264.1	48:05.852
23	1	1:59.972B	23.743	32.589	1:03.640	264.1	50:05.824
24	1	10:28.854	9:07.607	32.349	48.898	135.3	1:00:34.678
25	1	1:44.665	23.835	32.264	48.566	260.9	1:02:19.343
26	1	1:42.526	22.857	31.426	48.243	261.5	1:04:01.869
27	1	1:42.058	22.422	31.523	48.113	262.1	1:05:43.927
28	1	1:46.199	22.401	31.991	51.807	263.4	1:07:30.126
29	1	1:53.627B	22.637	31.652	59.338	264.1	1:09:23.753
30	1	3:37.144	2:15.417	32.291	49.436	126.8	1:13:00.897
31	1	1:41.215	22.233	31.167	47.815	260.2	1:14:42.112
32	1	1:41.355	22.231	31.213	47.911	264.7	1:16:23.467
33	1	1:41.185	22.199	31.122	47.864	265.4	1:18:04.652
34	1	1:41.141	22.254	31.086	47.801	265.4	1:19:45.793
35	1	1:56.096B	22.459	31.705	1:01.932	265.4	1:21:41.889

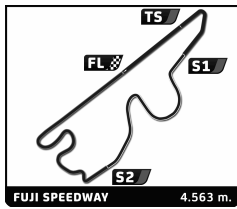


**FIA WEC**  
**6 HOURS OF FUJI**  
Free Practice 1

**Sector Analysis**

■ Personal Best ■ Session Best B Crossing the finish line in pit lane

Lap	D	Time	Sector 1	Sector 2	Sector 3	T. Spd	Elapsed	Lap	D	Time	Sector 1	Sector 2	Sector 3	T. Spd	Elapsed
36	2	3:05.805	1:46.113	31.594	48.098	137.4	1:24:47.694	7	1	1:42.285	22.379	31.646	48.260	262.1	14:44.138
37	2	1:45.364	22.485	31.939	50.940	263.4	1:26:33.058	8	1	1:57.670 B	23.269	33.710	1:00.691	200.7	16:41.808
38	2	1:41.444	22.251	31.281	47.912	264.7	1:28:14.502	9	1	6:02.917	4:41.218	32.136	49.563	135.3	22:44.725
39	2	1:41.918	22.151	31.335	48.432	266.7	1:29:56.420	10	1	1:42.330	22.317	31.613	48.400	261.5	24:27.055
40	2	1:54.961 B	22.180	32.211	1:00.570	264.1	1:31:51.381	11	1	1:43.052	22.322	31.583	49.147	261.5	26:10.107
<b>61 AF Corse</b> Ferrari F458 Italia								<b>75 Prospeed Competition</b> Porsche 911 RSR							
1. Bret CURTIS								1. François PERRODO							
2. Jeroen BLEEKEMOLEN								2. Emmanuel COLLARD							
3. Michael SKEEN								3. Matthieu VAXIÈRE							
LMGTE Am								LMGTE Am							
1	2	2:32.832 B	51.840	35.790	1:05.202	127.8	2:32.832	1	2	2:19.047 B	41.335	35.371	1:02.341	135.2	2:19.047
2	2	3:46.561	2:19.022	34.200	53.339	134.7	6:19.393	2	2	4:40.531	3:18.385	32.974	49.172	139.0	6:59.578
3	2	1:46.407	23.031	33.126	50.250	229.3	8:05.800	3	2	1:43.667	22.817	32.162	48.688	237.9	8:43.245
4	2	1:44.811	22.703	32.328	49.780	238.4	9:50.611	4	2	1:42.109	22.251	31.578	48.280	263.4	10:25.354
5	2	1:44.107	22.603	32.346	49.158	235.3	11:34.718	5	2	1:42.447	22.245	31.962	48.240	264.7	12:07.801
6	2	1:43.802	22.638	32.249	48.915	243.8	13:18.520	6	2	1:42.436	22.287	31.822	48.327	266.7	13:50.237
7	2	1:43.372	22.791	31.905	48.676	241.1	15:01.892	7	2	1:42.364	22.118	31.794	48.452	267.3	15:32.601
8	2	1:54.751 B	22.833	33.320	58.598	238.9	16:56.643	8	2	1:51.503 B	23.133	32.012	56.358	267.3	17:24.104
9	2	5:15.017	3:53.404	32.626	48.987	136.4	22:11.660	9	2	4:52.803	3:31.563	31.966	49.274	139.4	22:16.907
10	2	1:43.059	22.551	31.983	48.525	243.2	23:54.719	10	2	1:42.258	22.325	31.687	48.246	265.4	23:59.165
11	2	1:42.418	22.418	31.805	48.195	250.0	25:37.137	11	2	1:41.876	22.158	31.632	48.086	267.3	25:41.041
12	2	1:42.498	22.434	31.573	48.491	255.9	27:19.635	12	2	1:42.176	22.054	31.815	48.307	268.0	27:23.217
13	2	1:43.331	22.464	32.309	48.558	248.3	29:02.966	13	2	1:42.859	22.277	31.884	48.698	267.3	29:06.076
14	2	1:51.324 B	22.582	31.993	56.749	247.7	30:54.290	14	2	1:51.324 B	22.393	31.804	57.127	257.8	30:57.400
15	1	5:33.811	3:59.637	39.662	54.512	138.8	36:28.101	15	1	4:16.909	2:50.798	33.456	52.655	134.5	35:14.309
16	1	1:50.385	23.224	35.184	51.977	235.8	38:18.486	16	1	1:54.204	23.525	40.502	50.177	221.3	37:08.513
17	1	1:49.269	23.012	34.981	51.276	238.4	40:07.755	17	1	1:46.580	23.445	33.560	49.575	226.4	38:55.093
18	1	1:49.264	23.040	34.691	51.533	238.4	41:57.019	18	1	1:45.085	22.613	32.871	49.601	262.8	40:40.178
19	1	1:49.357	23.293	34.653	51.411	229.3	43:46.376								
20	1	1:47.835	23.109	34.289	50.437	249.4	45:34.211								
21	1	1:47.588	22.790	33.932	50.866	256.5	47:21.799								
22	1	1:57.604 B	22.760	33.638	1:01.206	256.5	49:19.403								
23	1	4:53.685	3:25.443	36.132	52.110	139.7	54:13.088								
24	1	1:47.735	23.226	34.113	50.396	240.5	56:00.823								
25	1	1:47.852	23.304	33.777	50.771	244.3	57:48.675								
26	1	1:46.534	22.988	33.431	50.115	256.5	59:35.209								
27	1	1:47.306	22.817	34.018	50.471	254.7	1:01:22.515								
28	1	1:47.167	22.960	33.818	50.389	249.4	1:03:09.682								
29	1	1:59.476 B	23.010	34.812	1:01.654	236.8	1:05:09.158								
30	3	3:45.049	2:19.899	34.159	50.991	136.7	1:08:54.207								
31	3	1:45.526	22.972	32.603	49.951	240.0	1:10:39.733								
32	3	3:41.540 B	48.642	1:05.231	1:47.667	247.7	1:14:21.273								
33	3	4:25.853	3:02.851	33.260	49.742	134.8	1:18:47.126								
34	3	1:43.577	22.863	31.876	48.838	231.3	1:20:30.703								
35	3	1:43.342	22.878	31.757	48.707	241.6	1:22:14.045								
36	3	1:43.352	22.493	31.509	49.350	248.8	1:23:57.397								
37	3	1:44.687	22.317	31.609	50.761	257.8	1:25:42.084								
38	3	1:42.613	22.461	31.515	48.637	257.1	1:27:24.697								
39	3	1:42.691	22.310	31.562	48.819	258.4	1:29:07.388								
40	3	1:42.957	22.371	31.681	48.905	255.9	1:30:50.345								
<b>71 AF Corse</b> Ferrari F458 Italia															
1. Davide RIGON															
2. James CALADO															
LMGTE Pro															
1	1	2:37.911 B	1:01.236	33.919	1:02.756	130.8	2:37.911								
2	1	3:32.477	2:11.119	32.204	49.154	133.8	6:10.388								
3	1	1:43.802	22.922	32.037	48.843	242.2	7:54.190								
4	1	1:43.276	23.190	31.682	48.404	251.7	9:37.466								
5	1	1:42.027	22.368	31.367	48.292	261.5	11:19.493								
6	1	1:42.360	22.492	31.584	48.284	259.6	13:01.853								



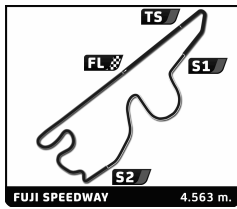
**FIA WEC**  
**6 HOURS OF FUJI**  
Free Practice 1  
Sector Analysis

Personal Best Session Best B Crossing the finish line in pit lane

Lap	D	Time	Sector 1	Sector 2	Sector 3	T. Spd	Elapsed	Lap	D	Time	Sector 1	Sector 2	Sector 3	T. Spd	Elapsed
19	1	1:45.290	22.491	33.155	49.644	262.8	42:25.468	32	2	1:47.862	22.264	35.369	50.229	265.4	1:10:00.440
20	1	1:44.690	22.738	32.535	49.417	240.0	44:10.158	33	2	1:54.752 B	24.641	32.824	57.287	266.0	1:11:55.192
21	1	1:44.694	22.481	32.587	49.626	259.0	45:54.852	34	1	3:29.788	2:06.932	32.952	49.904	137.9	1:15:24.980
22	1	1:45.762	22.531	33.889	49.342	262.8	47:40.614	35	1	2:12.533	22.745	32.732	1:17.056	266.0	1:17:37.513
23	1	1:55.589 B	22.610	32.483	1:00.496	251.7	49:36.203	36	1	1:46.171	23.013	33.691	49.467	262.1	1:19:23.684
24	1	5:02.657	3:38.631	34.353	49.673	126.6	54:38.860	37	1	1:45.415	22.605	32.993	49.817	262.8	1:21:09.099
25	1	1:45.005	22.787	32.670	49.548	247.7	56:23.865	38	1	1:44.894	22.701	32.704	49.489	262.8	1:22:53.993
26	1	1:44.754	23.008	32.566	49.180	250.0	58:08.619	39	1	1:45.182	22.828	32.366	49.988	265.4	1:24:39.175
27	1	1:44.345	22.756	32.487	49.102	262.1	59:52.964	40	1	1:45.717	22.854	32.670	50.193	264.7	1:26:24.892
28	1	1:44.376	22.634	32.583	49.159	260.2	1:01:37.340	41	1	1:45.495	22.506	32.986	50.003	263.4	1:28:10.387
29	1	1:52.399 B	22.455	32.372	57.572	263.4	1:03:29.739	42	1	1:46.337	22.426	32.395	51.516	264.1	1:29:56.724
30	3	3:54.679	2:31.328	33.611	49.740	136.5	1:07:24.418	43	1	1:46.631	23.041	33.245	50.345	259.6	1:31:43.355
31	3	1:44.726	22.719	32.294	49.713	252.9	1:09:09.144								
32	3	1:44.235	22.362	32.115	49.758	267.3	1:10:53.379								
33	3	1:43.869	22.262	32.204	49.403	266.0	1:12:37.248								
34	3	1:43.325	22.400	31.811	49.114	267.3	1:14:20.573								
35	3	1:42.889	22.307	31.797	48.785	265.4	1:16:03.462								
36	3	1:42.622	22.204	31.636	48.782	268.0	1:17:46.084								
37	3	1:52.539 B	22.469	32.175	57.895	268.0	1:19:38.623								
38	3	6:41.759	5:19.135	32.407	50.217	136.9	1:26:20.382								
39	3	1:42.851	22.332	31.987	48.532	264.7	1:28:03.233								
40	3	1:42.806	22.322	31.878	48.606	268.0	1:29:46.039								
41	3	1:42.833	22.332	31.824	48.677	262.8	1:31:28.872								

81		AF Corse		Ferrari F458 Italia			
		1.Stephen WYATT		LMGTE Am			
		2.Michele RUGOLO		3.Andrea BERTOLINI			
1	3	2:11.087 B	38.409	33.676	59.002	137.8	2:11.087
2	3	9:14.430	7:51.897	32.844	49.689	138.5	11:25.517
3	3	1:49.604	22.792	32.401	54.411	258.4	13:15.121
4	3	1:43.193	22.664	31.723	48.806	266.0	14:58.314
5	3	1:42.562	22.395	31.699	48.468	265.4	16:40.876
6	3	1:42.346	22.354	31.459	48.533	264.1	18:23.222
7	3	1:42.034	22.187	31.528	48.319	264.7	20:05.256
8	3	1:42.046	22.161	31.571	48.314	264.1	21:47.302
9	3	1:51.410 B	22.523	32.524	56.363	264.1	23:38.712
10	1	5:34.295	4:08.890	33.992	51.413	117.4	29:13.007
11	1	1:44.845	22.646	32.529	49.670	248.8	30:57.852
12	1	1:45.606	22.829	32.560	50.217	254.1	32:43.458
13	1	1:44.576	22.624	32.597	49.355	247.7	34:28.034
14	1	1:44.310	22.635	32.398	49.277	263.4	36:12.344
15	1	1:44.136	22.527	32.334	49.275	262.8	37:56.480
16	1	1:44.345	22.641	32.422	49.282	260.2	39:40.825
17	1	1:44.206	22.433	32.172	49.601	260.9	41:25.031
18	1	1:43.961	22.545	32.161	49.255	261.5	43:08.992
19	1	1:43.986	22.526	32.205	49.255	262.8	44:52.978
20	1	1:44.105	22.369	32.344	49.392	263.4	46:37.083
21	1	1:44.571	22.882	32.336	49.353	264.1	48:21.654
22	1	1:59.438 B	22.373	34.325	1:02.740	263.4	50:21.092
23	2	4:04.328	2:39.603	33.391	51.334	140.3	54:25.420
24	2	1:44.463	22.519	32.356	49.588	260.2	56:09.883
25	2	1:43.871	22.460	32.578	48.833	260.2	57:53.754
26	2	1:43.054	22.325	31.842	48.887	264.7	59:36.808
27	2	1:43.928	22.464	32.250	49.214	258.4	1:01:20.736
28	2	1:43.452	22.397	31.828	49.227	263.4	1:03:04.188
29	2	1:42.875	22.519	31.704	48.652	264.7	1:04:47.063
30	2	1:42.815	22.225	31.822	48.768	264.7	1:06:29.878
31	2	1:42.700	22.330	31.730	48.640	264.1	1:08:12.578

88		Proton Competition		Porsche 911 RSR			
		1.Christian RIED		LMGTE Am			
		2.Klaus BACHLER		3.Khaled AL QUBAISI			
1	2	2:44.399 B	1:06.479	34.561	1:03.359	118.7	2:44.399
2	2	4:03.278	2:41.332	33.097	48.849	134.7	6:47.677
3	2	1:42.948	22.613	32.119	48.216	242.7	8:30.625
4	2	1:42.248	22.112	31.922	48.214	258.4	10:12.873
5	2	1:41.591	22.210	31.532	47.849	267.3	11:54.464
6	2	1:41.441	22.096	31.240	48.105	268.0	13:35.905
7	2	1:41.274	21.977	31.496	47.801	268.0	15:17.179
8	2	1:49.688 B	21.953	31.729	56.006	268.0	17:06.867
9	2	3:49.526	2:29.639	31.652	48.235	137.1	20:56.393
10	2	1:42.696	22.232	32.067	48.397	260.2	22:39.089
11	2	1:41.458	21.983	31.445	48.030	267.3	24:20.547
12	2	1:41.234	22.060	31.311	47.863	266.7	26:01.781
13	2	1:41.597	22.172	31.397	48.028	269.3	27:43.378
14	2	1:41.605	22.194	31.414	47.997	267.3	29:24.983
15	2	1:48.821 B	22.057	31.278	55.486	268.0	31:13.804
16	1	4:31.401	3:07.711	33.040	50.650	134.7	35:45.205
17	1	1:45.341	22.982	33.005	49.354	251.7	37:30.546
18	1	1:45.501	22.472	33.431	49.598	260.9	39:16.047
19	1	1:46.350	22.865	32.550	50.935	268.7	41:02.397
20	1	1:44.585	22.580	32.515	49.490	260.9	42:46.982
21	1	1:43.780	22.490	32.069	49.221	264.7	44:30.762
22	1	1:44.518	22.452	32.130	49.936	266.7	46:15.280
23	1	1:43.640	22.396	31.946	49.298	267.3	47:58.920
24	1	1:58.103 B	22.472	32.775	1:02.856	266.7	49:57.023
25	3	6:11.880	4:43.633	36.650	51.597	107.5	56:08.903
26	3	1:47.205	22.930	34.577	49.698	254.1	57:56.108
27	3	1:44.789	22.663	33.129	48.997	257.8	59:40.897
28	3	1:45.182	22.507	32.890	49.785	265.4	1:01:26.079
29	3	1:46.614	22.502	33.319	50.793	264.1	1:03:12.693
30	3	1:44.582	22.350	32.567	49.665	266.0	1:04:57.275
31	3	1:45.076	22.547	32.953	49.576	267.3	1:06:42.351
32	3	1:44.807	22.380	32.708	49.719	268.0	1:08:27.158
33	3	1:44.496	22.299	32.524	49.673	268.7	1:10:11.654
34	3	1:44.047	22.416	32.327	49.304	268.0	1:11:55.701
35	3	1:45.033	22.908	32.377	49.748	266.7	1:13:40.734
36	3	2:03.568 B	22.737	42.013	58.818	270.0	1:15:44.302
37	1	3:39.948	2:16.335	33.865	49.748	123.0	1:19:24.250
38	1	1:45.142	22.609	32.822	49.711	264.1	1:21:09.392
39	1	1:46.498	23.876	33.199	49.423	268.0	1:22:55.890
40	1	1:44.287	22.554	32.185	49.548	268.7	1:24:40.177
41	1	1:44.335	22.529	32.323	49.483	264.1	1:26:24.512
42	1	1:46.824	22.434	33.774	50.616	267.3	1:28:11.336

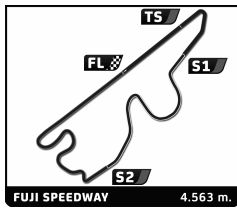


**FIA WEC**  
**6 HOURS OF FUJI**  
Free Practice 1  
Sector Analysis

■ Personal Best ■ Session Best B Crossing the finish line in pit lane

Lap	D	Time	Sector 1	Sector 2	Sector 3	T. Spd	Elapsed	Lap	D	Time	Sector 1	Sector 2	Sector 3	T. Spd	Elapsed
43	1	1:44.445	22.840	31.949	49.656	244.9	1:29:55.781	10	1	1:42.258	22.406	<b>31.368</b>	48.484	268.7	27:29.043
44	1	1:53.339B	22.572	32.239	58.528	266.7	1:31:49.120	11	1	1:48.220B	22.462	31.553	54.205	261.5	29:17.263
<b>90</b> <b>8 Star Motorsports</b> Ferrari F458 Italia															
1. Gianluca RODA 3. Jeffrey SEGAL LMGTE Am															
2. Paolo RUBERTI															
1	2	2:41.802B	1:04.719	34.953	1:02.130	128.1	2:41.802	12	1	9:32.476	8:12.260	31.980	48.236	139.2	38:49.739
2	2	3:39.115	2:16.330	33.607	49.178	133.7	6:20.917	13	1	1:42.065	22.421	31.602	48.042	263.4	40:31.804
3	2	1:44.141	22.594	32.341	49.206	244.3	8:05.058	14	1	1:42.260	22.328	31.876	48.056	264.1	42:14.064
4	2	1:42.868	22.333	31.693	48.842	261.5	9:47.926	15	1	1:41.680	22.073	31.629	<b>47.978</b>	266.7	43:55.744
5	2	<b>1:42.412</b>	<b>22.123</b>	31.599	48.690	264.7	11:30.338	16	1	1:42.078	22.164	31.464	48.450	264.7	45:37.822
6	2	1:43.515	22.217	31.955	49.343	263.4	13:13.853	17	1	1:49.370B	22.483	32.514	54.373	238.9	47:27.192
7	2	1:42.826	22.312	31.856	48.658	262.1	14:56.679	18	1	12:19.027	...	32.393	50.949	139.5	59:46.219
8	2	1:52.056B	22.341	31.792	57.923	261.5	16:48.735	19	1	1:42.493	22.279	31.864	48.350	262.8	1:01:28.712
9	2	7:48.610	6:27.906	32.106	48.598	137.9	24:37.345	20	1	1:43.245	22.191	31.711	49.343	266.0	1:03:11.957
10	2	1:42.708	22.204	31.972	48.532	264.7	26:20.053	21	1	1:48.800B	22.414	32.455	53.931	262.1	1:05:00.757
11	2	1:42.610	22.201	<b>31.587</b>	48.822	265.4	28:02.663	22	2	4:50.255	3:27.141	32.564	50.550	122.2	1:09:51.012
12	2	1:42.476	22.245	<b>31.722</b>	<b>48.509</b>	264.1	29:45.139	23	2	1:44.540	22.601	32.562	49.377	251.2	1:11:35.552
13	2	1:43.181	22.297	31.732	49.152	262.8	31:28.320	24	2	1:43.129	22.344	31.884	48.901	268.0	1:13:18.681
14	2	1:51.966B	22.203	31.697	58.066	265.4	33:20.286	25	2	1:42.373	22.199	31.526	48.648	268.7	1:15:01.054
15	1	4:08.784	2:42.494	35.806	50.484	131.5	37:29.070	26	2	1:42.027	22.184	31.546	48.297	268.7	1:16:43.081
16	1	1:47.967	22.917	35.185	49.865	230.3	39:17.037	27	2	1:42.245	22.309	31.667	48.269	268.7	1:18:25.326
17	1	1:46.048	22.739	33.282	50.027	230.8	41:03.085	28	2	1:52.255B	22.232	32.076	57.947	267.3	1:20:17.581
18	1	1:44.636	22.446	32.731	49.459	262.1	42:47.721	29	2	4:28.598	3:01.501	32.508	54.589	139.9	1:24:46.179
19	1	1:44.224	22.269	32.381	49.574	264.1	44:31.945	30	2	1:44.959	22.386	32.303	50.270	266.0	1:26:31.138
20	1	1:44.089	22.446	32.090	49.553	264.7	46:16.034	31	2	1:42.651	22.309	31.942	48.400	269.3	1:28:13.789
21	1	1:44.048	22.430	32.160	49.458	259.0	48:00.082	32	2	1:42.950	22.190	31.633	49.127	269.3	1:29:56.739
22	1	2:01.226B	22.670	33.420	1:05.136	266.0	50:01.308	33	2	1:55.760B	22.770	32.380	1:00.610	246.6	1:31:52.499
23	1	5:09.810	3:46.475	33.476	49.859	128.0	55:11.118	<b>92</b> <b>Porsche Team Manthey</b> Porsche 911 RSR							
24	1	1:44.305	22.742	32.138	49.425	261.5	56:55.423	1. Frédéric MAKOWIECKI LMGTE Pro							
25	1	1:45.734	22.683	33.275	49.776	261.5	58:41.157	2. Patrick PILET							
26	1	1:44.359	22.499	32.239	49.621	262.8	1:00:25.516	1	1	2:27.139B	47.348	36.022	1:03.769	128.1	2:27.139
27	1	1:56.286B	22.634	33.484	1:00.168	265.4	1:02:21.802	2	1	9:20.850	7:57.265	33.735	49.850	138.6	11:47.989
28	3	3:44.160	2:18.991	34.279	50.890	134.2	1:06:05.962	3	1	1:44.036	22.741	33.254	48.041	247.7	13:32.025
29	3	1:45.414	22.781	32.827	49.806	237.9	1:07:51.376	4	1	1:41.423	22.316	31.434	47.673	262.1	15:13.448
30	3	1:44.354	22.487	32.451	49.416	254.1	1:09:35.730	5	1	1:41.376	22.115	31.444	47.817	270.0	16:54.824
31	3	1:44.072	22.415	32.110	49.547	255.3	1:11:19.802	6	1	<b>1:40.853</b>	22.028	31.143	47.682	269.3	18:35.677
32	3	1:44.300	22.405	32.273	49.622	258.4	1:13:04.102	7	1	1:48.595B	22.014	31.650	54.931	270.7	20:24.272
33	3	1:43.659	22.430	31.960	49.269	262.8	1:14:47.761	8	1	7:22.663	6:02.607	31.929	48.127	140.4	27:46.935
34	3	1:43.277	22.215	31.826	49.236	264.7	1:16:31.038	9	1	1:42.482	22.319	32.314	47.849	265.4	29:29.417
35	3	1:50.413B	22.390	31.956	56.067	251.7	1:18:21.451	10	1	1:41.465	22.240	31.383	47.842	264.7	31:10.882
36	3	4:00.288	2:38.801	32.356	49.131	139.4	1:22:21.739	11	1	1:42.162	22.046	31.706	48.410	267.3	32:53.044
37	3	1:43.204	22.309	31.901	48.994	259.6	1:24:04.943	12	1	1:41.726	22.060	31.573	48.093	267.3	34:34.770
38	3	1:43.552	22.382	32.117	49.053	259.0	1:25:48.495	13	1	1:43.020	22.169	32.184	48.667	266.7	36:17.790
39	3	1:43.337	22.320	32.079	48.938	265.4	1:27:31.832	14	1	1:41.858	22.283	31.495	48.080	267.3	37:59.648
40	3	1:50.243B	22.483	31.906	55.854	264.7	1:29:22.075	15	1	1:47.359B	22.080	31.559	53.720	268.0	39:47.007
<b>91</b> <b>Porsche Team Manthey</b> Porsche 911 RSR															
1. Jörg BERGMEISTER LMGTE Pro															
2. Richard LIETZ															
1	1	2:25.529	53.181	38.317	54.031	137.4	2:25.529	16	1	6:03.810	4:41.511	31.562	50.737	139.2	45:50.817
2	1	1:50.100	23.651	35.348	51.101	201.9	4:15.629	17	1	1:41.824	22.296	31.606	47.922	266.0	47:32.641
3	1	1:48.356	23.383	34.184	50.789	211.4	6:03.985	18	1	1:50.455B	22.306	31.677	56.472	265.4	49:23.096
4	1	1:55.890B	23.193	34.114	58.583	221.8	7:59.875	19	1	8:03.413	6:41.467	32.483	49.463	139.2	57:26.509
5	1	10:58.576	9:37.550	32.556	48.470	138.5	18:58.451	20	1	1:40.859	22.038	<b>31.108</b>	47.713	268.0	59:07.368
6	1	1:42.647	22.489	31.894	48.264	256.5	20:41.098	21	1	1:40.907	22.081	31.186	<b>47.640</b>	267.3	1:00:48.275
7	1	1:42.056	22.290	31.602	48.164	263.4	22:23.154	22	1	1:41.276	<b>21.984</b>	31.254	48.038	268.7	1:02:29.551
8	1	1:42.229	22.393	31.694	48.142	265.4	24:05.383	23	1	1:48.882B	22.089	31.614	55.179	268.7	1:04:18.433
9	1	<b>1:41.402</b>	<b>21.888</b>	31.521	47.993	268.0	25:46.785	24	2	4:12.436	2:48.854	32.995	50.587	141.5	1:08:30.869
								25	2	1:42.957	22.637	31.782	48.538	261.5	1:10:13.826
								26	2	1:42.535	22.237	31.865	48.433	262.8	1:11:56.361
								27	2	1:42.203	22.055	31.486	48.662	267.3	1:13:38.564
								28	2	1:42.151	22.223	31.607	48.321	268.0	1:15:20.715
								29	2	1:50.938B	22.063	31.488	57.387	269.3	1:17:11.653
								30	2	5:50.658	4:29.211	31.946	49.501	142.5	1:23:02.311

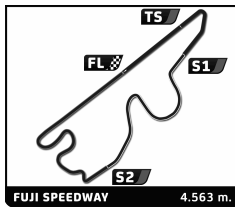




**FIA WEC**  
**6 HOURS OF FUJI**  
Free Practice 1

Sector Analysis

								<span style="color: green;">■</span> Personal Best <span style="color: purple;">■</span> Session Best <span style="color: black;">■</span> Crossing the finish line in pit lane							
Lap	D	Time	Sector 1	Sector 2	Sector 3	T. Spd	Elapsed	Lap	D	Time	Sector 1	Sector 2	Sector 3	T. Spd	Elapsed
31	2	1:42.670	22.415	31.619	48.636	264.7	1:24:44.981	9	1	1:41.321	22.018	31.290	48.013	266.0	23:44.797
32	2	1:42.070	22.112	31.638	48.320	268.0	1:26:27.051	10	1	1:49.429	22.836	32.614	53.979	264.1	25:34.226
33	2	1:44.149	22.279	32.059	49.811	270.0	1:28:11.200	11	1	1:47.258 <b>B</b>	22.242	31.258	53.758	264.1	27:21.484
34	2	1:43.959	22.145	32.034	49.780	266.0	1:29:55.159	12	2	13:28.678	...	33.352	49.544	135.3	40:50.162
35	2	1:43.010	22.590	31.977	48.443	266.7	1:31:38.169	13	2	1:42.751	22.186	32.131	48.434	262.1	42:32.913
<b>95</b> <b>Aston Martin Racing</b> <span style="float: right;">Aston Martin Vantage V8</span>															
1. Kristian POULSEN <span style="float: right;">3. Nicki THIM</span>															
2. David HEINEMEIER-HANSSON <span style="float: right;">LMGTE Am</span>															
1	1	2:53.915	1:26.000	35.528	52.387	125.9	2:53.915	14	2	1:41.733	22.176	31.488	48.069	264.7	44:14.646
2	1	1:47.274	23.639	33.601	50.034	220.0	4:41.189	15	2	1:40.871	22.085	31.094	47.692	266.7	45:55.517
3	1	1:44.741	22.771	32.215	49.755	265.4	6:25.930	16	2	1:43.608	22.215	33.018	48.375	264.1	47:39.125
4	1	1:43.924	22.565	32.292	49.067	247.7	8:09.854	17	2	1:54.400 <b>B</b>	22.207	31.422	1:00.771	266.7	49:33.525
5	1	1:43.709	22.022	32.428	49.259	264.7	9:53.563	18	2	8:49.896	7:29.074	32.082	48.740	130.0	58:23.421
6	1	1:42.965	22.108	32.017	48.840	266.7	11:36.528	19	2	1:42.033	22.135	31.559	48.339	265.4	1:00:05.454
7	1	1:42.837	22.107	32.112	48.618	266.7	13:19.365	20	2	1:41.615	22.056	31.509	48.050	266.0	1:01:47.069
8	1	1:42.795	22.232	32.354	48.209	254.1	15:02.160	21	2	1:41.414	22.128	31.143	48.143	266.0	1:03:28.483
9	1	1:42.557	22.291	31.842	48.424	256.5	16:44.717	22	2	1:47.268 <b>B</b>	22.058	31.264	53.946	267.3	1:05:15.751
10	1	1:42.376	22.145	31.928	48.303	264.7	18:27.093	23	2	20:42.917	...	35.902	49.030	131.1	1:25:58.668
11	1	1:54.173 <b>B</b>	22.026	31.763	1:00.384	264.1	20:21.266	24	2	1:41.988	22.140	31.593	48.255	265.4	1:27:40.656
12	2	5:08.609	3:44.028	33.967	50.614	126.8	25:29.875	25	2	1:41.142	22.088	31.202	47.852	268.7	1:29:21.798
13	2	1:48.769	22.908	32.279	53.582	221.8	27:18.644	26	2	1:40.920	21.951	31.286	47.683	268.7	1:31:02.718
14	2	1:45.372	22.941	33.530	48.901	243.8	29:04.016	<b>98</b> <b>Aston Martin Racing</b> <span style="float: right;">Aston Martin Vantage V8</span>							
15	2	1:43.843	22.383	32.642	48.818	254.1	30:47.859	1. Paul DALLA LANA <span style="float: right;">3. Christoffer NYGAARD</span>							
16	2	1:43.235	22.136	32.081	49.018	260.2	32:31.094	2. Pedro LAMY <span style="float: right;">LMGTE Am</span>							
17	2	1:42.867	22.429	31.710	48.728	263.4	34:13.961	1	2	2:00.965	36.837	34.056	50.072	118.9	2:00.965
18	2	1:46.537	22.542	34.077	49.918	265.4	36:00.498	2	2	1:43.557	22.927	32.249	48.381	254.1	3:44.522
19	2	1:42.888	22.353	31.783	48.752	259.6	37:43.386	3	2	1:41.963	22.450	31.504	48.009	264.1	5:26.485
20	2	1:42.836	22.156	32.230	48.450	264.1	39:26.222	4	2	1:41.164	22.094	31.531	47.539	264.7	7:07.649
21	2	1:42.231	22.134	31.474	48.623	268.0	41:08.453	5	2	1:41.412	22.257	31.290	47.865	264.7	8:49.061
22	2	1:51.103 <b>B</b>	21.995	31.664	57.444	266.0	42:59.556	6	2	1:41.708	22.226	31.225	48.257	262.1	10:30.769
23	3	4:45.775	3:24.531	32.321	48.923	137.1	47:45.331	7	2	1:51.437 <b>B</b>	22.309	32.268	56.860	257.8	12:22.206
24	3	1:53.784 <b>B</b>	22.139	31.685	59.960	262.8	49:39.115	8	1	18:22.830	...	33.677	51.267	125.7	30:45.036
25	3	4:32.164	3:10.510	31.980	49.674	136.5	54:11.279	9	1	1:47.937	23.869	32.921	51.147	200.7	32:32.973
26	3	1:42.240	22.196	31.913	48.131	262.8	55:53.519	10	1	1:48.071	22.799	32.606	52.666	237.4	34:21.044
27	3	1:42.143	22.211	31.810	48.122	250.0	57:35.662	11	1	1:47.273	24.044	32.503	50.726	267.3	36:08.317
28	3	1:41.838	22.084	31.671	48.083	269.3	59:17.500	12	1	1:45.182	22.729	32.189	50.264	235.8	37:53.499
29	3	1:41.477	21.964	31.577	47.936	268.7	1:00:58.977	13	1	1:44.899	22.613	32.057	50.229	246.6	39:38.398
30	3	1:50.180 <b>B</b>	22.067	31.721	56.392	264.1	1:02:49.157	14	1	1:44.747	22.499	32.456	49.792	244.9	41:23.145
31	3	14:06.363	...	32.215	48.851	137.4	1:16:55.520	15	1	1:43.810	22.502	31.884	49.424	240.0	43:06.955
32	3	1:42.920	22.380	32.233	48.307	266.7	1:18:38.440	16	1	1:44.201	22.456	32.278	49.467	246.0	44:51.156
33	3	1:41.459	22.098	31.399	47.962	266.7	1:20:19.899	17	1	1:43.368	22.242	31.669	49.457	246.6	46:34.524
34	3	1:41.189	22.025	31.314	47.850	268.0	1:22:01.088	18	1	1:43.942	22.306	32.205	49.431	256.5	48:18.466
35	3	1:47.544 <b>B</b>	21.975	31.585	53.984	268.7	1:23:48.632	19	1	1:59.557 <b>B</b>	22.469	35.971	1:01.117	268.0	50:18.023
36	1	3:02.586	1:40.155	33.146	49.285	104.5	1:26:51.218	20	1	8:55.501	7:32.517	32.557	50.427	86.5	59:13.524
37	1	1:45.007	22.122	33.368	49.517	268.7	1:28:36.225	21	1	1:44.530	22.574	32.757	49.199	244.3	1:00:58.054
38	1	1:43.409	22.359	32.278	48.772	259.0	1:30:19.634	22	1	1:43.163	22.452	31.851	48.860	243.8	1:02:41.217
<b>97</b> <b>Aston Martin Racing</b> <span style="float: right;">Aston Martin Vantage V8</span>															
1. Darren TURNER <span style="float: right;">LMGTE Pro</span>															
2. Stefan MÜCKE															
1	1	3:20.235	1:52.773	35.630	51.832	135.5	3:20.235	23	1	1:44.371	22.892	32.019	49.460	244.9	1:04:25.588
2	1	1:47.220	23.632	33.225	50.363	214.7	5:07.455	24	1	1:50.881 <b>B</b>	22.420	32.006	56.455	253.5	1:06:16.469
3	1	1:44.324	23.079	32.696	48.549	219.5	6:51.779	25	3	5:33.746	4:11.383	32.975	49.388	140.1	1:11:50.215
4	1	1:51.376 <b>B</b>	22.987	31.573	56.816	225.9	8:43.155	26	3	1:43.446	22.384	32.039	49.023	265.4	1:13:33.661
5	1	8:08.928	6:48.611	31.996	48.321	139.4	16:52.083	27	3	1:44.081	22.434	33.076	48.571	268.0	1:15:17.742
6	1	1:41.795	22.400	31.179	48.216	260.9	18:33.878	28	3	1:42.631	22.181	31.561	48.889	268.0	1:17:00.373
7	1	1:48.154	26.908	32.979	48.267	266.0	20:22.032	29	3	1:50.481 <b>B</b>	21.983	31.996	56.502	270.0	1:18:50.854
8	1	1:41.444	22.216	31.218	48.010	265.4	22:03.476	30	3	3:54.326	2:33.410	32.045	48.871	140.3	1:22:45.180
								31	3	1:42.064	22.086	31.549	48.429	268.0	1:24:27.244
								32	3	1:42.151	22.020	31.765	48.366	269.3	1:26:09.395
								33	3	1:42.340	22.177	31.788	48.375	270.0	1:27:51.735
								34	3	1:42.865	22.392	31.539	48.934	270.0	1:29:34.600
								35	3	1:47.882 <b>B</b>	22.180	31.581	54.121	267.3	1:31:22.482



**FIA WEC**  
**6 HOURS OF FUJI**  
Free Practice 1  
Sector Analysis

■ Personal Best ■ Session Best B Crossing the finish line in pit lane

Lap	D	Time	Sector 1	Sector 2	Sector 3	T. Spd	Elapsed	Lap	D	Time	Sector 1	Sector 2	Sector 3	T. Spd	Elapsed
<b>99</b>	<b>Aston Martin Racing</b>		Aston Martin Vantage V8												
	1.Alex MACDOWALL		3.Fernando REES			LMGTE Pro									
	2.Darryl O'YOUNG														
1	2	2:23.913 <b>B</b>	45.151	34.624	1:04.138	128.9	2:23.913								
2	2	3:53.125	2:30.667	33.098	49.360	137.1	6:17.038								
3	2	1:43.528	22.526	31.942	49.060	264.7	8:00.566								
4	2	1:44.568	22.356	31.984	50.228	260.2	9:45.134								
5	2	1:43.523	22.292	32.196	49.035	260.9	11:28.657								
6	2	1:42.669	<b>22.063</b>	32.109	48.497	264.7	13:11.326								
7	2	1:42.554	22.255	31.769	48.530	265.4	14:53.880								
8	2	1:42.564	22.187	31.522	48.855	265.4	16:36.444								
9	2	1:49.657 <b>B</b>	22.275	32.014	55.368	262.8	18:26.101								
10	1	4:22.816	2:59.005	33.656	50.155	139.4	22:48.917								
11	1	1:43.511	22.203	32.191	49.117	262.8	24:32.428								
12	1	1:43.429	22.360	31.965	49.104	264.7	26:15.857								
13	1	1:43.414	22.375	32.097	48.942	264.7	27:59.271								
14	1	2:02.643	22.259	49.339	51.045	265.4	30:01.914								
15	1	1:42.638	22.227	31.754	48.657	264.1	31:44.552								
16	1	1:53.478 <b>B</b>	22.874	32.505	58.099	264.7	33:38.030								
17	1	3:57.809	2:35.369	32.752	49.688	139.7	37:35.839								
18	1	1:43.598	22.458	32.228	48.912	264.7	39:19.437								
19	1	1:44.983	22.168	32.476	50.339	266.7	41:04.420								
20	1	1:50.449 <b>B</b>	22.267	33.209	54.973	260.9	42:54.869								
21	3	4:03.199	2:28.330	38.824	56.045	107.5	46:58.068								
22	3	1:45.719	22.623	33.549	49.547	247.7	48:43.787								
23	3	1:55.227 <b>B</b>	22.967	33.838	58.422	233.3	50:39.014								
24	3	3:09.693	1:48.041	32.800	48.852	130.1	53:48.707								
25	3	1:42.815	22.292	31.826	48.697	265.4	55:31.522								
26	3	1:42.438	22.209	31.495	48.734	266.7	57:13.960								
27	3	1:42.002	22.274	31.422	48.306	268.0	58:55.962								
28	3	1:41.682	22.103	31.313	48.266	268.7	1:00:37.644								
29	3	1:47.005	22.161	31.290	53.554	268.0	1:02:24.649								
30	3	1:52.551 <b>B</b>	22.131	32.823	57.597	266.7	1:04:17.200								
31	3	10:18.885	8:57.911	32.104	48.870	138.6	1:14:36.085								
32	3	1:42.945	22.337	32.306	48.302	267.3	1:16:19.030								
33	3	1:42.299	22.193	31.579	48.527	269.3	1:18:01.329								
34	3	1:41.637	22.158	31.364	48.115	267.3	1:19:42.966								
35	3	1:42.012	22.267	31.496	48.249	270.0	1:21:24.978								
36	3	1:41.884	22.191	31.401	48.292	255.3	1:23:06.862								
37	3	<b>1:41.512</b>	22.145	<b>31.268</b>	<b>48.099</b>	266.7	1:24:48.374								
38	3	1:49.218	22.919	34.888	51.411	266.7	1:26:37.592								
39	3	1:41.923	22.144	31.359	48.420	270.0	1:28:19.515								
40	3	1:42.708	22.189	31.400	49.119	266.7	1:30:02.223								