

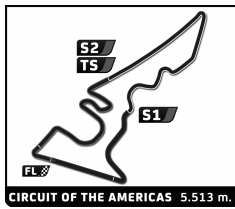
**FIA WEC**  
**6 HOURS OF CIRCUIT OF THE AMERICAS**

Free Practice 3

Sector Analysis

Personal Best Session Best B Crossing the finish line in pit lane

Lap	D	Time	Sector 1	Sector 2	Sector 3	T. Spd	Elapsed	Lap	D	Time	Sector 1	Sector 2	Sector 3	T. Spd	Elapsed
<b>1 Audi Sport Team Joest</b> Audi R18 e-tron quattro								<b>7 Toyota Racing</b> Toyota TS 040 - Hybrid							
1. Lucas DI GRASSI 3. Tom KRISTENSEN LMP1 - H								1. Alexander WURZ 3. Mike CONWAY LMP1 - H							
2. Loic DUVAL								2. Stéphane SARRAZIN							
1	3	2:02.902	31.520	44.439	46.943	275.5	2:02.902	1	1	4:04.135	2:34.379	43.695	46.061	284.2	49:24.881
2	3	1:50.323	23.957	41.476	44.890	249.4	3:53.225	22	1	1:50.160	23.598	41.387	45.175	248.8	51:15.041
3	3	1:53.572	23.843	41.408	48.321	271.4	5:46.797	23	1	1:51.255	23.797	42.167	45.291	248.8	53:06.296
4	3	1:51.763	23.605	41.375	46.783	243.2	7:38.560	24	1	1:52.378 B	23.942	41.661	46.775	253.5	54:58.674
5	3	1:55.836	24.131	43.259	48.446	260.9	9:34.396	25	2	2:38.540	1:09.655	42.190	46.695	276.9	57:37.214
6	3	1:52.452	24.139	42.479	45.834	258.4	11:26.848	26	2	1:51.479	23.717	42.124	45.638	250.0	59:28.693
7	3	1:50.455	23.755	41.780	44.920	260.2	13:17.303	27	2	1:50.595	23.722	41.585	45.288	248.3	1:01:19.288
8	3	1:54.123	25.068	42.371	46.684	250.6	15:11.426								
9	3	1:54.692 B	24.881	42.378	47.433	279.1	17:06.118								
10	2	2:56.588	1:29.119	42.730	44.739	285.0	20:02.706								
11	2	1:53.333	25.211	41.610	46.512	247.1	21:56.039								
12	2	1:49.480	23.639	41.239	44.602	244.3	23:45.519								
13	2	1:49.802	23.763	41.346	44.693	235.3	25:35.321								
14	2	1:53.487	24.431	42.251	46.805	215.6	27:28.808								
15	2	1:53.223	24.142	42.622	46.459	241.1	29:22.031								
16	2	1:51.158	23.712	42.005	45.441	232.8	31:13.189								
17	2	1:52.460	24.483	42.445	45.532	232.3	33:05.649								
18	2	1:53.082	23.879	41.751	47.452	248.3	34:58.731								
19	2	1:51.922 B	23.729	41.272	46.921	254.1	36:50.653								
20	1	4:04.447	2:37.108	41.869	45.470	284.2	40:55.100								
21	1	1:52.366	23.931	42.441	45.994	243.2	42:47.466								
22	1	1:49.709	23.643	41.360	44.706	242.2	44:37.175								
23	1	1:53.010	23.679	42.615	46.716	234.3	46:30.185								
24	1	1:51.023	23.652	41.620	45.751	243.8	48:21.208								
25	1	1:52.089	24.477	41.697	45.915	240.5	50:13.297								
26	1	1:55.501	24.402	43.448	47.651	238.4	52:08.798								
27	1	1:52.432	23.727	42.455	46.250	241.1	54:01.230								
28	1	1:54.532	24.058	42.754	47.720	240.0	55:55.762								
29	1	1:54.187	23.717	44.456	46.014	233.3	57:49.949								
30	1	1:51.609	23.561	41.466	46.582	233.3	59:41.558								
31	1	1:51.152	23.544	42.207	45.401	241.1	1:01:32.710								
<b>2 Audi Sport Team Joest</b> Audi R18 e-tron quattro								<b>8 Toyota Racing</b> Toyota TS 040 - Hybrid							
1. Marcel FÄSSLER 3. Benoit TRÉLUIER LMP1 - H								1. Anthony DAVIDSON 3. Sébastien BUEMI LMP1 - H							
2. André LOTTERER								2. Nicolas LAPIERRE							
1	3	2:03.865	34.221	43.616	46.028	279.1	2:03.865	1	3	2:00.975	29.342	44.898	46.735	272.0	2:00.975
2	3	1:53.990	24.190	42.522	47.278	252.3	3:57.855	2	3	1:51.696	23.355	41.862	46.479	261.5	3:52.671
3	3	1:52.759	24.422	42.677	45.660	251.7	5:50.614	3	3	1:50.997	23.337	41.703	45.957	264.7	5:43.668
4	3	1:52.287	23.904	42.193	46.190	251.2	7:42.901	4	3	1:54.521	23.418	41.865	49.238	267.3	7:38.189
5	3	1:57.878	25.510	44.466	47.902	276.2	9:40.779	5	3	1:55.272 B	24.151	42.273	48.848	259.6	9:33.461
6	3	1:51.941	23.854	42.148	45.939	258.4	11:32.720	6	1	4:46.751	3:17.712	41.687	47.352	272.0	14:20.212
7	3	2:20.134 B	24.435	43.256	1:12.443	274.1	13:52.854	7	1	2:05.855	23.184	53.825	48.846	206.1	16:26.067
8	2	3:49.939	2:17.484	44.918	47.537	278.4	17:42.793	8	1	1:52.391	23.405	43.225	45.761	282.7	18:18.458
9	2	1:52.813	23.887	42.571	46.355	244.3	19:35.606	9	1	1:53.890	23.377	42.990	47.463	276.2	20:12.288
10	2	1:51.880	23.732	42.703	45.445	252.9	21:27.486	10	1	1:54.799 B	23.057	41.799	49.943	285.0	22:07.087
11	2	1:52.429	24.042	43.188	45.199	251.7	23:19.915	11	1	4:11.000	2:37.608	46.502	46.890	283.5	26:18.087
12	2	1:50.770	23.677	41.697	45.396	248.8	25:10.685	12	1	1:51.155	23.693	41.509	45.953	270.0	28:09.242
13	2	1:51.382	23.803	41.943	45.636	255.9	27:02.067	13	1	1:51.351	23.143	41.696	46.512	276.2	30:00.593
14	2	1:50.597	23.709	41.733	45.155	250.0	28:52.664	14	1	1:53.119	24.070	42.716	46.333	272.0	31:53.712
15	2	1:54.882 B	23.819	41.805	49.258	243.2	30:47.546	15	1	1:53.328 B	23.467	41.485	48.376	295.9	33:47.040
16	1	7:03.299	5:34.183	43.278	45.838	281.2	37:50.845	16	2	7:22.450	5:53.615	42.744	46.091	291.9	41:09.490
17	1	1:52.076	23.892	42.197	45.987	252.9	39:42.921	17	2	1:53.948	23.563	42.863	47.522	270.7	43:03.438
18	1	1:51.085	23.541	41.675	45.869	257.8	41:34.006	18	2	1:54.884	23.492	44.152	47.240	272.7	44:58.322
19	1	1:51.906	23.675	42.329	45.902	248.3	43:25.912	19	2	1:52.312	23.299	42.278	46.735	268.0	46:50.634
20	1	1:54.834 B	24.293	41.809	48.732	251.7	45:20.746	20	2	1:52.725	23.460	42.297	46.968	271.4	48:43.359
								21	2	1:51.763	23.405	42.639	45.719	272.0	50:35.122



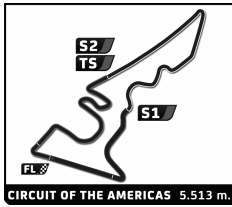
**FIA WEC**  
**6 HOURS OF CIRCUIT OF THE AMERICAS**

Free Practice 3

Sector Analysis

Personal Best Session Best B Crossing the finish line in pit lane

Lap	D	Time	Sector 1	Sector 2	Sector 3	T. Spd	Elapsed	Lap	D	Time	Sector 1	Sector 2	Sector 3	T. Spd	Elapsed
22	2	1:52.151	23.465	42.517	46.169	274.1	52:27.273	19	3	2:05.435B	26.481	48.632	50.322	286.5	47:06.574
23	2	1:55.423B	23.446	42.697	49.280	274.1	54:22.696	20	1	6:35.767	5:00.172	47.308	48.287	281.2	53:42.341
24	2	3:20.343	1:50.585	43.192	46.566	286.5	57:43.039	21	1	1:58.687	25.338	44.794	48.555	284.2	55:41.028
25	2	1:52.829	23.308	42.573	46.948	272.0	59:35.868	22	1	1:57.990	24.862	44.336	48.792	283.5	57:39.018
26	2	1:50.677	23.204	41.863	45.610	272.7	1:01:26.545	23	1	1:56.753	24.856	43.573	48.324	285.0	59:35.771
<b>9 Lotus</b> CLM P1/01 - AER								<b>14 Porsche Team</b> Porsche 919 Hybrid							
1.Christophe BOUCHUT 3.Lucas AUER LMP1 - L								1.Romain DUMAS 3.Marc LIEB LMP1 - H							
2.James ROSSITER								2.Neel JANI							
1	1	3:18.677	1:37.096	48.322	53.259	250.6	3:18.677	1	1	2:18.143	41.785	48.257	48.101	268.0	2:18.143
2	1	2:01.558	25.518	46.283	49.757	267.3	5:20.235	2	1	1:54.244	23.980	43.077	47.187	272.0	4:12.387
3	1	2:23.983B	25.456	48.067	1:10.460	188.5	7:44.218	3	1	1:54.280	23.816	43.874	46.590	277.6	6:06.667
<b>12 Rebellion Racing</b> Rebellion R-One - Toyota								<b>20 Porsche Team</b> Porsche 919 Hybrid							
1.Nicolas PROST 3.Mathias BECHE LMP1 - L								1.Timo BERNHARD 3.Brendon HARTLEY LMP1 - H							
2.Nick HEIDFELD								2.Mark WEBBER							
1	3	2:47.869	1:10.405	47.176	50.288	222.2	2:47.869	1	1	2:21.479	43.534	47.663	50.282	232.3	2:21.479
2	3	1:59.838	24.995	44.985	49.858	264.1	4:47.707	2	1	1:55.001	25.237	42.773	46.991	244.9	4:16.480
3	3	2:01.164B	24.903	44.672	51.589	286.5	6:48.871	3	1	1:53.702	24.118	42.589	46.995	240.0	6:10.182
4	3	5:09.575	3:35.183	45.683	48.709	282.7	11:58.446	4	1	1:52.997	24.552	41.894	46.551	255.9	8:03.179
5	3	1:57.079	24.867	44.877	47.335	285.0	13:55.525	5	1	1:52.369	23.888	41.866	46.615	262.8	9:55.548
6	3	1:56.223	24.562	43.994	47.667	286.5	15:51.748	6	1	1:55.346	23.707	42.825	48.814	264.7	11:50.894
7	3	2:02.308B	24.662	45.596	52.050	285.7	17:54.056	7	1	1:51.828	23.686	41.931	46.211	264.1	13:42.722
8	3	7:28.956	5:55.912	44.678	48.366	285.7	25:23.012	8	1	1:53.531	24.300	42.023	47.208	260.9	15:36.253
9	3	1:56.310	24.607	43.762	47.941	286.5	27:19.322	9	1	1:53.873	24.319	43.634	45.920	258.4	17:30.126
10	3	1:59.946B	25.590	44.828	49.528	284.2	29:19.268	10	1	1:53.033	23.959	42.678	46.396	262.8	19:23.159
11	3	5:03.137	3:30.394	44.332	48.411	277.6	34:22.405	11	1	1:52.264	24.172	41.800	46.292	257.1	21:15.423
12	3	1:55.513	24.401	43.262	47.850	288.0	36:17.918	12	1	1:54.403B	23.491	41.991	48.921	263.4	23:09.826
13	3	1:55.725	24.662	43.693	47.370	284.2	38:13.643	13	3	3:33.578	2:02.384	44.059	47.135	282.7	26:43.404
14	3	2:00.028B	24.735	43.536	51.757	286.5	40:13.671	14	3	1:55.636	24.955	43.614	47.067	260.2	28:39.040
15	2	6:43.627	4:56.889	50.757	55.981	232.8	46:57.298	15	3	1:54.032	24.019	43.128	46.885	259.6	30:33.072
16	2	2:03.794	24.750	44.278	54.766	212.6	49:01.092	16	3	1:53.271	23.983	42.454	46.834	261.5	32:26.343
17	2	1:56.520	24.736	43.842	47.942	285.7	50:57.612								
18	2	2:05.880B	27.456	46.893	51.531	239.5	53:03.492								
19	2	4:23.403	2:47.721	46.829	48.853	268.7	57:26.895								
20	2	1:54.417	24.415	43.247	46.755	287.2	59:21.312								
21	2	1:54.559	24.358	43.459	46.742	287.2	1:01:15.871								



**FIA WEC**  
**6 HOURS OF CIRCUIT OF THE AMERICAS**

Free Practice 3

Sector Analysis

Personal Best Session Best B Crossing the finish line in pit lane

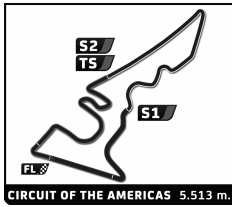
Lap	D	Time	Sector 1	Sector 2	Sector 3	T. Spd	Elapsed	Lap	D	Time	Sector 1	Sector 2	Sector 3	T. Spd	Elapsed
17	3	1:54.415	24.052	43.363	47.000	274.8	34:20.758	17	1	5:54.402	4:15.997	48.145	50.260	260.9	46:12.187
18	3	1:52.712	23.978	42.026	46.708	260.9	36:13.470	18	1	2:02.723	27.328	46.620	48.775	262.1	48:14.910
19	3	1:52.642	23.929	42.244	46.469	259.6	38:06.112	19	1	2:02.774	27.019	46.358	49.397	243.8	50:17.684
20	3	1:58.334 B	24.977	43.814	49.543	267.3	40:04.446	20	1	2:03.554	26.767	46.462	50.325	264.1	52:21.238
21	3	3:07.978	1:36.675	43.916	47.387	268.0	43:12.424	21	1	2:03.169	26.639	46.704	49.826	263.4	54:24.407
22	3	1:51.946	23.699	<b>41.626</b>	46.621	264.1	45:04.370	22	1	2:03.688	26.746	46.395	50.547	264.7	56:28.095
23	3	1:53.595	23.856	44.096	<b>45.643</b>	273.4	46:57.965	23	1	2:02.502	26.618	46.409	49.475	264.7	58:30.597
24	3	1:55.746 B	24.362	43.412	47.972	266.7	48:53.711	24	1	2:04.821	26.709	47.319	50.793	264.1	1:00:35.418
25	2	3:05.656			48.266	240.0	51:59.367								
26	2	1:52.986	24.089	42.713	46.184	260.9	53:52.353								
27	2	1:52.945	23.842	42.963	46.140	259.0	55:45.298								

26		G-Drive Racing		Ligier JS P2 - Nissan			
		1. Roman RUSINOV		3. Julien CANAL			
		2. Olivier PLA		LMP2			
1	2	2:25.453	44.493	49.340	51.620	243.8	2:25.453
2	2	1:57.613	25.665	44.557	47.391	269.3	4:23.066
3	2	1:57.078	25.776	44.109	47.193	260.9	6:20.144
4	2	2:00.642 B	<b>25.359</b>	<b>43.735</b>	51.548	266.7	8:20.786
5	2	6:09.561	4:35.542	45.541	48.478	262.1	14:30.347
6	2	1:57.284	25.500	44.465	47.319	263.4	16:27.631
7	2	1:57.296	25.462	44.330	47.504	264.7	18:24.927
8	2	2:01.628 B	25.452	44.859	51.317	265.4	20:26.555
9	2	4:38.577	3:05.936	44.612	48.029	260.9	25:05.132
10	2	<b>1:56.601</b>	25.547	44.207	<b>46.847</b>	264.1	27:01.733
11	2	2:00.355 B	25.954	44.770	49.631	261.5	29:02.088
12	1	3:44.936	2:09.265	47.529	48.142	259.0	32:47.024
13	1	1:58.870	25.809	45.323	47.738	262.8	34:45.894
14	1	1:57.857	25.800	44.981	47.076	260.9	36:43.751
15	1	2:00.184 B	26.083	44.922	49.179	261.5	38:43.935
16	1	3:42.969	2:10.132	45.878	46.959	266.0	42:26.904
17	1	1:58.119	25.458	44.197	48.464	264.1	44:25.023
18	1	1:58.248	25.838	45.534	46.876	262.8	46:23.271
19	1	1:58.661 B	25.431	44.509	48.721	259.0	48:21.932
20	3	3:46.738	2:09.023	47.993	49.722	256.5	52:08.670
21	3	1:59.958	26.276	45.649	48.033	259.0	54:08.628
22	3	2:00.973	25.959	45.357	49.657	262.1	56:09.601
23	3	2:03.777	25.816	48.760	49.201	260.9	58:13.378
24	3	1:59.203	25.748	45.456	47.999	261.5	1:00:12.581

27		SMP Racing		Oreca 03R - Nissan			
		1. Serguey ZLOBIN		3. Maurizio MEDIANI			
		2. Nicolas MINASSIAN		LMP2			
1	2	2:58.245	1:15.654	50.328	52.263	255.9	2:58.245
2	2	2:08.698	27.970	47.818	52.910	234.8	5:06.943
3	2	2:00.126	26.504	45.420	48.202	261.5	7:07.069
4	2	1:58.664	25.977	<b>44.973</b>	47.714	263.4	9:05.733
5	2	2:03.041 B	25.856	45.660	51.525	262.8	11:08.774
6	2	5:10.501	3:33.007	48.476	49.018	257.8	16:19.275
7	2	1:58.718	25.770	45.103	47.845	261.5	18:17.993
8	2	<b>1:58.524</b>	<b>25.586</b>	45.327	<b>47.611</b>	262.1	20:16.517
9	2	2:02.868 B	25.812	46.778	50.278	262.1	22:19.385
10	3	5:43.523	3:56.431	52.131	54.961	257.1	28:02.908
11	3	2:01.185	26.313	46.255	48.617	264.1	30:04.093
12	3	2:03.144	26.728	46.760	49.656	262.8	32:07.237
13	3	2:02.284	25.959	45.975	50.350	264.1	34:09.521
14	3	1:59.750	26.161	45.719	47.870	264.1	36:09.271
15	3	2:00.251	26.047	45.713	48.491	264.7	38:09.522
16	3	2:08.263 B	25.990	46.287	55.986	265.4	40:17.785

30		Extreme Speed Motorsports		HPD ARX 03B - Honda			
		1. Scott SHARP		3. Ed BROWN			
		2. Ryan DALZIEL		LMP2			
1	3	2:43.024	52.289	55.914	54.821	188.2	2:43.024
2	3	2:05.433	27.110	47.135	51.188	256.5	4:48.457
3	3	2:05.560	26.849	47.613	51.098	244.9	6:54.017
4	3	2:04.270	26.785	46.587	50.898	259.0	8:58.287
5	3	2:07.158	27.389	48.347	51.422	241.1	11:05.445
6	3	2:03.617	27.323	47.011	49.283	256.5	13:09.062
7	3	2:03.876	26.314	46.532	51.030	252.3	15:12.938
8	3	2:04.097	26.423	47.272	50.402	252.9	17:17.035
9	3	2:08.920 B	26.875	47.349	54.696	252.3	19:25.955
10	2	4:50.920	3:14.589	47.015	49.316	236.3	24:16.875
11	2	1:59.231	26.088	45.237	47.906	260.2	26:16.106
12	2	1:59.781	26.221	45.075	48.485	259.6	28:15.887
13	2	1:59.790	25.933	44.956	48.901	262.8	30:15.677
14	2	1:58.091	25.787	44.595	47.709	263.4	32:13.768
15	2	2:00.431 B	25.779	45.079	49.573	261.5	34:14.199
16	2	7:41.887	6:07.166	44.860	49.861	261.5	41:56.086
17	2	<b>1:58.004</b>	25.936	44.702	<b>47.366</b>	259.0	43:54.090
18	2	2:00.660 B	<b>25.761</b>	<b>44.584</b>	50.315	263.4	45:54.750
19	1	4:13.100	2:37.264	47.252	48.584	260.2	50:07.850
20	1	2:01.736	26.351	46.094	49.291	260.2	52:09.586
21	1	2:00.378	26.209	45.453	48.716	262.8	54:09.964
22	1	2:02.142	26.903	45.861	49.378	261.5	56:12.106
23	1	2:02.680	26.060	46.378	50.242	262.8	58:14.786
24	1	2:00.184	25.968	45.899	48.317	260.9	1:00:14.970

37		SMP Racing		Oreca 03R - Nissan			
		1. Kirill LADYGIN		3. Anton LADYGIN			
		2. Viktor SHAITAR		LMP2			
1	1	5:00.742	3:19.720	50.250	50.772	256.5	5:00.742
2	1	2:05.568	26.252	49.507	49.809	260.9	7:06.310
3	1	2:06.706 B	27.678	46.247	52.781	261.5	9:13.016
4	1	4:08.502	2:28.158	48.479	51.865	260.2	13:21.518
5	1	2:02.836	25.931	47.043	49.862	260.2	15:24.354
6	1	2:01.833	<b>25.598</b>	47.527	48.708	261.5	17:26.187
7	1	2:00.085	25.693	46.115	48.277	259.6	19:26.272
8	1	<b>1:58.993</b>	25.859	45.473	<b>47.661</b>	260.9	21:25.265
9	1	1:59.219	25.598	<b>45.306</b>	48.315	261.5	23:24.484
10	1	2:05.259 B	26.398	46.552	52.309	260.9	25:29.743
11	2	4:07.825	2:29.464	48.100	50.261	219.5	29:37.568
12	2	2:02.339	26.774	46.369	49.196	259.0	31:39.907
13	2	2:04.319	26.512	46.123	51.684	262.8	33:44.226
14	2	2:01.385	26.525	46.114	48.746	260.2	35:45.611
15	2	2:00.513	26.437	45.625	48.451	261.5	37:46.124
16	2	2:00.509	26.117	45.469	48.923	262.8	39:46.633
17	2	2:03.173 B	26.068	45.833	51.272	260.2	41:49.806
18	3	4:03.319	2:26.619	47.384	49.316	262.1	45:53.125
19	3	2:03.749	26.187	48.349	49.213	260.9	47:56.874



**FIA WEC**  
**6 HOURS OF CIRCUIT OF THE AMERICAS**

Free Practice 3

Sector Analysis

Personal Best Session Best B Crossing the finish line in pit lane

Lap	D	Time	Sector 1	Sector 2	Sector 3	T. Spd	Elapsed	Lap	D	Time	Sector 1	Sector 2	Sector 3	T. Spd	Elapsed
20	3	2:01.338	26.047	46.082	49.209	260.2	49:58.212	21	1	2:05.480	27.163	47.812	50.505	252.9	51:08.047
21	3	2:01.387	26.529	45.907	48.951	261.5	51:59.599	22	1	2:15.960 B	28.107	50.446	57.407	247.1	53:24.007
22	3	2:01.657	26.364	46.072	49.221	262.1	54:01.256	23	1	3:07.684	1:21.328	49.552	56.804	243.8	56:31.691
23	3	2:04.611	26.250	47.300	51.061	262.1	56:05.867	24	1	2:05.661	27.100	48.089	50.472	254.7	58:37.352
24	3	2:09.588	26.287	46.552	56.749	262.8	58:15.455	25	1	2:05.486	27.092	47.766	50.628	255.9	1:00:42.838
25	3	2:06.632 B	26.097	47.214	53.321	262.8	1:00:22.087								

47		KCMG			Oreca 03R - Nissan			
		1. Matthew HOWSON	3. Tsugio MATSUDA		LMP2			
		2. Richard BRADLEY						
1	3	3:34.305	1:56.799	47.691	49.815	260.9	3:34.305	
2	3	2:01.383	26.073	46.310	49.000	264.7	5:35.688	
3	3	2:02.706	25.972	45.779	50.955	268.0	7:38.394	
4	3	2:08.267 B	26.884	46.230	55.153	267.3	9:46.661	
5	3	4:38.673	2:55.190	51.850	51.633	214.3	14:25.334	
6	3	1:58.197	25.766	44.875	47.556	264.1	16:23.531	
7	3	2:00.293	25.664	45.995	48.634	264.1	18:23.824	
8	3	1:58.939	25.629	44.728	48.582	264.7	20:22.763	
9	3	2:01.444 B	25.763	45.656	50.025	266.0	22:24.207	
10	3	3:38.849	2:04.475	46.209	48.165	266.0	26:03.056	
11	3	1:58.278	25.604	44.581	48.093	265.4	28:01.334	
12	3	1:57.789	25.514	44.689	47.586	266.7	29:59.123	
13	3	2:02.058 B	26.384	45.647	50.027	266.0	32:01.181	
14	2	5:38.519	4:03.076	46.691	48.752	264.7	37:39.700	
15	2	1:57.438	25.368	44.544	47.526	265.4	39:37.138	
16	2	1:59.505	25.446	45.807	48.252	255.9	41:36.643	
17	2	2:03.800 B	25.914	47.388	50.498	266.0	43:40.443	
18	2	3:06.819	1:31.553	45.773	49.493	266.0	46:47.262	
19	2	1:57.549	25.226	44.639	47.684	268.0	48:44.811	
20	2	2:01.284 B	25.358	45.662	50.264	266.0	50:46.095	
21	1	3:09.443	1:32.749	47.982	48.712	264.1	53:55.538	
22	1	2:00.998	26.056	46.030	48.912	268.0	55:56.536	
23	1	1:59.305	26.139	44.945	48.221	267.3	57:55.841	
24	1	1:59.471	25.784	45.041	48.646	265.4	59:55.312	
25	1	1:59.178	25.626	44.787	48.765	267.3	1:01:54.490	

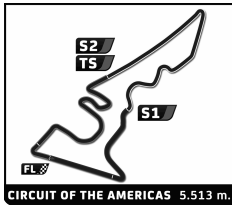
51		AF Corse			Ferrari 458 Italia			
		1. Gianmaria BRUNI			LMGTE Pro			
		2. Toni VILANDER						
1	1	3:56.109	2:08.444	52.469	55.196	193.2	3:56.109	
2	1	2:11.173	28.961	49.794	52.418	243.8	6:07.282	
3	1	2:08.984	28.330	49.238	51.416	250.6	8:16.266	
4	1	2:07.684	27.724	48.554	51.406	250.0	10:23.950	
5	1	2:10.226 B	27.510	48.576	54.140	250.6	12:34.176	
6	1	3:26.924	1:44.772	49.509	52.643	250.0	16:01.100	
7	1	2:06.166	27.216	48.387	50.563	251.7	18:07.266	
8	1	2:07.066	27.202	48.104	51.760	252.9	20:14.332	
9	1	2:05.945	27.153	48.005	50.787	252.9	22:20.277	
10	1	2:14.033 B	27.799	50.376	55.858	200.4	24:34.310	
11	2	3:14.955	1:33.654	49.455	51.846	251.2	27:49.265	
12	2	2:06.771	27.361	48.373	51.037	251.7	29:56.036	
13	2	2:06.579	27.299	48.557	50.723	253.5	32:02.615	
14	2	2:07.267	27.319	48.211	51.737	252.9	34:09.882	
15	2	2:06.844	27.209	48.383	51.252	252.3	36:16.726	
16	2	2:06.428	27.258	48.344	50.826	252.3	38:23.154	
17	2	2:08.723	27.191	48.548	52.984	253.5	40:31.877	
18	2	2:10.759 B	27.149	49.512	54.098	203.4	42:42.636	
19	1	4:08.643	2:17.000	50.959	1:00.684	252.3	46:51.279	
20	1	2:11.288	27.145	48.116	56.027	197.8	49:02.567	

57		Krohn Racing			Ferrari 458 Italia			
		1. Tracy KROHN	3. Ben COLLINS		LMGTE Am			
		2. Niclas JÖNSSON						
1	2	3:12.947	1:21.920	56.242	54.785	233.8	3:12.947	
2	2	2:11.241	28.335	50.507	52.399	255.3	5:24.188	
3	2	2:10.178	27.970	49.712	52.496	252.9	7:34.366	
4	2	2:10.595	27.723	49.634	53.238	252.3	9:44.961	
5	2	2:13.925 B	27.793	49.788	56.344	252.3	11:58.886	
6	2	4:46.704	3:05.146	49.865	51.693	252.3	16:45.590	
7	2	2:08.944	27.888	49.239	51.817	252.3	18:54.534	
8	2	2:08.598	27.706	49.121	51.771	251.7	21:03.132	
9	2	2:13.738 B	27.833	49.209	56.696	251.7	23:16.870	
10	2	4:59.561	3:16.677	50.303	52.581	252.3	28:16.431	
11	2	2:08.754	27.684	49.228	51.842	251.7	30:25.185	
12	2	2:12.750 B	27.639	49.079	56.032	253.5	32:37.935	
13	2	3:41.711	2:01.232	48.723	51.756	254.1	36:19.646	
14	2	2:07.522	27.378	48.853	51.291	251.2	38:27.168	
15	2	2:07.223	27.460	48.463	51.300	252.3	40:34.391	
16	2	2:12.255 B	27.521	48.311	56.423	252.9	42:46.646	
17	1	3:51.097	2:03.296	53.665	54.136	223.6	46:37.743	
18	1	2:13.961	28.847	50.870	54.244	238.9	48:51.704	
19	1	2:45.260	28.715	50.881	1:25.664	250.0	51:36.964	
20	1	2:14.710	29.072	50.931	54.707	250.0	53:51.674	
21	1	2:13.950	29.241	51.212	53.497	248.8	56:05.624	
22	1	2:12.776	28.362	51.182	53.232	250.0	58:18.400	
23	1	2:40.873 B	28.470	1:15.455	56.948	248.8	1:00:59.273	

61		AF Corse			Ferrari 458 Italia			
		1. Luis PEREZ-COMPANC	3. Mirko VENTURI		LMGTE Am			
		2. Marco CIOCI						
1	1	2:53.045	57.996	56.555	58.494	185.9	2:53.045	
2	1	2:13.448	29.303	50.706	53.439	239.5	5:06.493	
3	1	2:10.869	28.490	49.411	52.968	239.5	7:17.362	
4	1	2:12.801	30.364	49.675	52.762	239.5	9:30.163	
5	1	2:10.132	28.052	49.386	52.694	247.7	11:40.295	
6	1	2:19.651 B	28.518	49.927	1:01.206	248.3	13:59.946	
7	2	3:44.115	2:00.245	50.435	53.435	254.7	17:44.061	
8	2	2:08.465	27.523	49.325	51.617	253.5	19:52.526	
9	2	2:10.112 B	27.338	48.692	54.082	255.9	22:02.638	
10	2	3:29.536	1:46.105	51.764	51.667	253.5	25:32.174	
11	2	2:07.803	27.346	48.788	51.669	255.3	27:39.977	
12	2	2:07.681	27.239	48.648	51.794	254.7	29:47.658	
13	2	2:07.282	27.212	48.377	51.693	254.7	31:54.940	
14	2	2:09.831 B	27.284	48.955	53.592	255.3	34:04.771	
15	3	3:47.297	1:59.159	50.992	57.146	253.5	37:52.068	
16	3	2:11.896	27.432	49.540	54.924	253.5	40:03.964	
17	3	2:09.080	27.625	49.375	52.080	251.7	42:13.044	
18	3	2:09.035	27.426	49.089	52.520	253.5	44:22.079	
19	3	2:12.725	28.151	51.610	52.964	242.7	46:34.804	
20	3	2:13.923 B	27.366	49.043	57.514	254.7	48:48.727	
21	1	5:12.244	3:28.891	50.418	52.935	236.3	54:00.971	
22	1	2:11.521	28.168	49.871	53.482	252.3	56:12.492	
23	1	2:10.155	27.832	49.563	52.760	252.9	58:22.647	







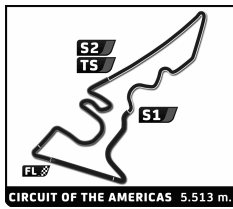
**FIA WEC**  
**6 HOURS OF CIRCUIT OF THE AMERICAS**

Free Practice 3

Sector Analysis

Personal Best Session Best B Crossing the finish line in pit lane

Lap	D	Time	Sector 1	Sector 2	Sector 3	T. Spd	Elapsed	Lap	D	Time	Sector 1	Sector 2	Sector 3	T. Spd	Elapsed		
<b>88</b>	<b>Proton Competition</b> 1.Christian RIED 2.Klaus BACHLER							Porsche 911 RSR LMGTE Am									
	3.Khaled AL QUBAISI																
	1	2	2:29.298	42.521	53.311	53.466	209.3	2:29.298	1	1	2:40.311	48.397	51.951	59.963	238.4	2:40.311	
	2	2	2:09.167	28.020	49.106	52.041	252.9	4:38.465	2	1	2:06.657	27.390	48.262	51.005	254.1	4:46.968	
	3	2	2:09.622	27.725	48.972	52.925	254.1	6:48.087	3	1	2:09.351	27.612	48.039	53.700	254.1	6:56.319	
	4	2	2:09.832 B	27.720	49.053	53.059	253.5	8:57.919	4	1	2:06.407	27.272	48.058	51.077	255.3	9:02.726	
	5	2	4:03.945	2:23.596	48.915	51.434	239.5	13:01.864	5	1	2:09.203 B	27.178	48.548	53.477	255.3	11:11.929	
	6	2	2:07.733	27.244	49.152	51.337	254.1	15:09.597	6	1	4:22.811	2:41.446	48.569	52.796	253.5	15:34.740	
	7	2	2:07.936	27.702	48.733	51.501	254.7	17:17.533	7	1	2:26.627 B	34.399	54.606	57.622	222.2	18:01.367	
	8	2	2:09.106 B	<b>27.211</b>	<b>48.435</b>	53.460	255.3	19:26.639	8	1	5:36.641	3:56.937	48.810	50.894	250.6	23:38.008	
	9	3	5:00.933	3:13.357	53.792	53.784	246.6	24:27.572	9	1	<b>2:06.097</b>	27.228	48.107	<b>50.762</b>	254.1	25:44.105	
	10	3	2:12.047	28.860	50.114	53.073	254.7	26:39.619	10	1	2:12.510	28.358	52.772	51.380	225.5	27:56.615	
	11	3	2:11.587	28.428	50.485	52.674	254.7	28:51.206	11	1	2:06.517	27.194	48.127	51.196	254.1	30:03.132	
	12	3	2:13.254	28.237	50.435	54.582	254.1	31:04.460	12	1	2:12.935 B	28.385	49.337	55.213	247.7	32:16.067	
	13	3	2:10.926	28.265	50.119	52.542	254.7	33:15.386	13	2	4:26.619	2:45.535	48.903	52.181	253.5	36:42.686	
	14	3	2:12.927 B	28.704	49.874	54.349	254.1	35:28.313	14	2	2:07.088	27.742	48.282	51.064	254.1	38:49.774	
	15	1	5:21.297	3:39.704	49.352	52.241	254.1	40:49.610	15	2	2:06.130	27.241	48.037	50.852	255.3	40:55.904	
	16	1	2:08.120	27.492	48.631	51.997	254.7	42:57.730	16	2	2:06.397	27.230	<b>47.871</b>	51.296	255.3	43:02.301	
	17	1	2:09.788	27.521	49.611	52.656	254.7	45:07.518	17	2	2:06.730	27.189	48.359	51.182	255.3	45:09.031	
	18	1	2:09.180	27.652	49.189	52.339	255.3	47:16.698	18	2	2:08.019	27.461	48.315	52.243	240.5	47:17.050	
	19	1	2:11.530 B	28.288	49.302	53.940	252.9	49:28.228	19	2	2:09.869 B	27.445	48.342	54.082	254.7	49:26.919	
	20	2	3:54.949	2:13.480	49.876	51.593	253.5	53:23.177	20	2	3:47.680	2:05.917	48.882	52.881	248.8	53:14.599	
	21	2	2:07.577	27.576	48.829	<b>51.172</b>	255.3	55:30.754	21	2	2:06.603	27.383	48.122	51.098	255.3	55:21.202	
	22	2	2:07.682	27.677	48.617	51.388	254.7	57:38.436	22	2	2:07.138	<b>27.166</b>	47.995	51.977	255.3	57:28.340	
23	2	2:07.649	27.324	48.765	51.560	252.9	59:46.085	23	2	2:06.396	27.229	48.160	51.007	254.1	59:34.736		
24	2	<b>2:07.293</b>	27.433	48.662	51.198	255.3	1:01:53.378	24	2	2:06.650	27.440	48.295	50.915	253.5	1:01:41.386		
<b>90</b>	<b>8 Star Motorsports</b> 1.Gianluca RODA 2.Paolo RUBERTI							Ferrari 458 Italia LMGTE Am									
	3.Jeffrey SEGAL																
	1	1	2:53.515	1:01.864	55.123	56.528	176.2	2:53.515	1	2	2:37.984	47.913	51.747	58.324	242.7	2:37.984	
	2	1	2:13.750	29.209	50.648	53.893	228.3	5:07.265	2	2	2:06.273	27.448	48.122	50.703	255.3	4:44.257	
	3	1	2:10.818	28.266	49.470	53.082	238.4	7:18.083	3	2	2:05.962	<b>26.944</b>	48.050	50.968	257.1	6:50.219	
	4	1	2:10.749	28.603	49.406	52.740	252.3	9:28.832	4	2	2:09.141 B	27.026	48.744	53.371	252.9	8:59.360	
	5	1	2:11.021	27.844	50.238	52.939	243.8	11:39.853	5	1	4:41.825	2:59.373	49.301	53.151	244.3	13:41.185	
	6	1	2:18.530 B	28.425	49.960	1:00.145	254.1	13:58.383	6	1	2:07.357	27.694	48.718	50.945	252.9	15:48.542	
	7	2	3:54.892	2:09.576	52.224	53.092	247.1	17:53.275	7	1	2:06.977	27.130	49.027	50.820	254.7	17:55.519	
	8	2	2:08.002	27.583	49.222	51.197	255.9	20:01.277	8	1	2:06.329	27.079	48.137	51.113	257.1	20:01.848	
	9	2	2:09.156	27.625	50.255	51.276	236.3	22:10.433	9	1	2:08.875 B	27.875	48.930	52.070	254.7	22:10.723	
	10	2	2:12.000 B	27.462	49.335	55.203	252.9	24:22.433	10	2	7:27.941	5:37.945	52.247	57.749	184.0	29:38.664	
	11	2	4:19.413	2:37.229	49.299	52.885	255.9	28:41.846	11	2	<b>2:05.828</b>	27.226	48.072	<b>50.530</b>	253.5	31:44.492	
	12	2	<b>2:06.230</b>	27.225	48.393	<b>50.612</b>	256.5	30:48.076	12	2	2:05.854	27.149	48.165	50.540	255.9	33:50.346	
	13	2	2:07.406	27.308	48.967	51.131	257.8	32:55.482	13	2	2:05.932	27.059	<b>47.862</b>	51.011	255.9	35:56.278	
	14	2	2:06.795	<b>27.186</b>	<b>48.390</b>	51.219	257.1	35:02.277	14	2	2:07.104 B	27.213	48.005	51.886	255.3	38:03.382	
	15	2	2:11.717 B	27.627	48.914	55.176	257.1	37:13.994	15	1	4:14.946	2:34.397	48.724	51.825	253.5	42:18.328	
	16	3	5:57.006	3:54.012	49.620	1:13.374	216.4	43:11.000	16	1	2:06.392	27.154	48.535	50.703	254.7	44:24.720	
	17	3	2:08.639	27.704	49.372	51.563	253.5	45:19.639	17	1	2:09.117	27.224	49.642	52.251	255.9	46:33.837	
	18	3	2:07.618	27.466	48.657	51.495	256.5	47:27.257	18	1	2:06.360	27.088	48.504	50.768	254.7	48:40.197	
	19	3	2:07.463	27.504	48.615	51.344	255.9	49:34.720	19	1	2:08.761 B	27.682	48.906	52.173	255.9	50:48.958	
	20	3	2:07.146	27.359	48.492	51.295	257.1	51:41.866	20	1	5:00.122	3:18.473	48.662	52.987	254.7	55:49.080	
	21	3	2:16.959	27.350	48.468	1:01.141	248.8	53:58.825	21	1	2:11.706	27.267	51.411	53.028	247.7	58:00.786	
	22	3	2:18.707	27.563	48.603	1:02.541	219.1	56:17.532	22	1	2:06.521	27.178	48.134	51.209	255.9	1:00:07.307	
23	3	2:07.861	27.470	48.603	51.788	257.1	58:25.393										
24	3	2:12.519 B	28.332	49.831	54.356	255.3	1:00:37.912										
<b>92</b>	<b>Porsche Team Manthey</b> 1.Frédéric MAKOWIECKI 2.Patrick PILET							Porsche 911 RSR LMGTE Pro									
	3.Richie STANAWAY																
	1	2	2:37.984	47.913	51.747	58.324	242.7	2:37.984	1	2	2:37.984	47.913	51.747	58.324	242.7	2:37.984	
	2	2	2:06.273	27.448	48.122	50.703	255.3	4:44.257	2	2	2:06.273	27.448	48.122	50.703	255.3	4:44.257	
	3	2	2:05.962	<b>26.944</b>	48.050	50.968	257.1	6:50.219	3	2	2:05.962	<b>26.944</b>	48.050	50.968	257.1	6:50.219	
	4	2	2:09.141 B	27.026	48.744	53.371	252.9	8:59.360	4	2	2:09.141 B	27.026	48.744	53.371	252.9	8:59.360	
	5	1	4:41.825	2:59.373	49.301	53.151	244.3	13:41.185	5	1	4:41.825	2:59.373	49.301	53.151	244.3	13:41.185	
	6	1	2:07.357	27.694	48.718	50.945	252.9	15:48.542	6	1	2:07.357	27.694	48.718	50.945	252.9	15:48.542	
	7	1	2:06.977	27.130	49.027	50.820	254.7	17:55.519	7	1	2:06.977	27.130	49.027	50.820	254.7	17:55.519	
	8	1	2:06.329	27.079	48.137	51.113	257.1	20:01.848	8	1	2:06.329	27.079	48.137	51.113	257.1	20:01.848	
	9	1	2:08.875 B	27.875	48.930	52.070	254.7	22:10.723	9	1	2:08.875 B	27.875	48.930	52.070	254.7	22:10.723	
	10	2	7:27.941	5:37.945	52.247	57.749	184.0	29:38.664	10	2	7:27.941	5:37.945	52.247	57.749	184.0	29:38.664	
	11	2	<b>2:05.828</b>	27.226	48.072	<b>50.530</b>	253.5	31:44.492	11	2	<b>2:05.828</b>	27.226	48.072	<b>50.530</b>	253.5	31:44.492	
	12	2	2:05.854	27.149	48.165	50.540	255.9	33:50.346	12	2	2:05.854	27.149	48.165	50.540	255.9	33:50.346	
	13	2	2:05.932	27.059	<b>47.862</b>	51.011	255.9	35:56.278	13	2	2:05.932	27.059	<b>47.862</b>	51.011	255.9	35:56.278	
	14	2	2:07.104 B	27.213	48.005	51.886	255.3	38:03.382	14	2	2:07.104 B	27.213	48.005	51.886	255.3	38:03.382	
	15	1	4:14.946	2:34.397	48.724	51.825	253.5	42:18.328	15	1	4:14.946	2:34.397	48.724	51.825	253.5	42:18.328	
	16	1	2:06.392	27.154	48.535	50.703	254.7	44:24.720	16	1	2:06.392	27.154	48.535	50.703	254.7	44:24.720	
	17	1	2:09.117	27.224	49.642	52.251	255.9	46:33.837	17	1	2:09.117	27.224	49.642	52.251	255.9	46:33.837	
	18	1	2:06.360	27.088	48.504	50.768	254.7	48:40.197	18	1	2:06.360	27.088	48.504	50.768	254.7	48:40.197	
	19	1	2:08.761 B	27.682	48.906	52.173	255.9	50:48.958	19	1	2:08.761 B	27.682					



**FIA WEC**  
**6 HOURS OF CIRCUIT OF THE AMERICAS**

Free Practice 3

Sector Analysis

■ Personal Best ■ Session Best B Crossing the finish line in pit lane

Lap	D	Time	Sector 1	Sector 2	Sector 3	T. Spd	Elapsed	Lap	D	Time	Sector 1	Sector 2	Sector 3	T. Spd	Elapsed
2	2	2:08.905	27.623	48.811	52.471	256.5	4:39.613	9	3	2:10.028B	27.236	48.763	54.029	258.4	22:06.293
3	2	2:09.869	27.653	48.522	53.694	258.4	6:49.482	10	1	4:17.374	2:31.734	51.704	53.936	245.5	26:23.667
4	2	2:07.685	27.205	48.525	51.955	257.1	8:57.167	11	1	2:09.585	27.849	49.281	52.455	255.9	28:33.252
5	2	2:07.815	27.873	48.361	51.581	255.3	11:04.982	12	1	2:09.375	27.852	49.209	52.314	257.1	30:42.627
6	2	2:10.001	28.837	48.905	52.259	253.5	13:14.983	13	1	2:09.112	27.781	48.695	52.636	226.9	32:51.739
7	2	2:14.259B	28.588	48.848	56.823	255.9	15:29.242	14	1	2:09.631	27.940	49.431	52.260	255.9	35:01.370
8	1	4:10.646	2:26.361	51.118	53.167	244.3	19:39.888	15	1	2:08.013	27.609	48.869	51.535	257.1	37:09.383
9	1	2:07.732	27.717	48.530	51.485	254.7	21:47.620	16	1	2:11.345B	27.729	49.260	54.356	256.5	39:20.728
10	1	2:07.852	27.581	48.591	51.680	256.5	23:55.472	17	2	3:56.522	2:10.866	51.834	53.822	215.6	43:17.250
11	1	2:06.868	27.379	48.263	51.226	256.5	26:02.340	18	2	2:06.877	27.206	48.401	51.270	241.1	45:24.127
12	1	2:07.540	27.582	48.356	51.602	255.3	28:09.880	19	2	2:06.198	27.030	48.173	50.995	259.0	47:30.325
13	1	2:09.179	27.367	48.574	53.238	254.7	30:19.059	20	2	2:07.369B	27.061	47.989	52.319	259.0	49:37.694
14	1	2:07.881	27.437	48.684	51.760	257.8	32:26.940	21	2	4:59.278	3:17.446	50.593	51.239	256.5	54:36.972
15	1	2:13.905B	27.300	48.774	57.831	254.1	34:40.845	22	2	2:06.858	27.298	48.489	51.071	258.4	56:43.830
16	3	3:56.127	2:15.234	49.042	51.851	254.1	38:36.972	23	2	2:06.266	27.003	48.388	50.875	257.8	58:50.096
17	3	2:06.918	27.262	48.507	51.149	257.8	40:43.890	24	2	2:11.453B	27.223	48.398	55.832	259.0	1:01:01.549
18	3	2:06.596	27.306	48.415	50.875	257.8	42:50.486								
19	3	2:09.355	27.415	49.665	52.275	256.5	44:59.841								
20	3	2:12.393B	27.497	51.354	53.542	250.6	47:12.234								
21	3	5:55.877	4:11.264	50.966	53.647	250.6	53:08.111								
22	3	2:09.695	27.950	50.515	51.230	257.1	55:17.806								
23	3	2:07.580	27.146	48.525	51.909	257.1	57:25.386								
24	3	2:21.117B	31.346	52.303	57.468	197.1	59:46.503								

97		Aston Martin Racing		Aston Martin Vantage V8		LMGTE Pro	
		1.Darren TURNER					
		2.Stefan MÜCKE					
1	1	2:57.886	1:13.617	50.920	53.349	241.6	2:57.886
2	1	2:15.307	27.960	48.603	58.744	241.6	5:13.193
3	1	2:07.115	27.548	48.380	51.187	257.1	7:20.308
4	1	2:10.278B	27.733	48.937	53.608	257.1	9:30.586
5	2	5:45.418	3:57.811	52.350	55.257	203.8	15:16.004
6	2	2:06.851	27.394	48.435	51.022	257.1	17:22.855
7	2	2:06.761	27.396	48.436	50.929	259.0	19:29.616
8	2	2:07.888B	27.155	48.192	52.541	256.5	21:37.504
9	2	4:38.111	2:55.557	50.397	52.157	254.7	26:15.615
10	2	2:06.154	27.530	48.157	50.467	257.8	28:21.769
11	2	2:11.130	27.060	48.011	56.059	257.1	30:32.899
12	2	2:05.433	27.101	47.971	50.361	256.5	32:38.332
13	2	2:08.861B	27.260	47.969	53.632	257.8	34:47.193
14	1	4:34.891	2:53.972	50.202	50.717	255.9	39:22.084
15	1	2:05.502	27.072	47.987	50.443	255.9	41:27.586
16	1	2:06.425	27.126	48.839	50.460	256.5	43:34.011
17	1	2:06.657B	27.081	47.997	51.579	257.1	45:40.668
18	2	11:16.203	9:34.855	50.026	51.322	254.1	56:56.871
19	2	2:06.059	27.392	48.166	50.501	255.3	59:02.930
20	2	2:05.422	27.139	47.943	50.340	257.1	1:01:08.352

98		Aston Martin Racing		Aston Martin Vantage V8		LMGTE Am	
		1.Paul DALLA LANA					
		2.Pedro LAMY					
		3.Christoffer NYGAARD					
1	3	2:58.875	1:02.842	55.276	1:00.757	147.5	2:58.875
2	3	2:09.505	28.222	49.127	52.156	256.5	5:08.380
3	3	2:09.315	27.748	48.813	52.754	238.4	7:17.695
4	3	2:07.806	28.091	48.448	51.267	257.8	9:25.501
5	3	2:08.940B	27.411	48.660	52.869	257.1	11:34.441
6	3	4:03.245	2:10.721	54.139	58.385	177.0	15:37.686
7	3	2:11.096	29.323	49.836	51.937	246.6	17:48.782
8	3	2:07.483	27.335	48.936	51.212	256.5	19:56.265

99		Aston Martin Racing		Aston Martin Vantage V8		LMGTE Pro	
		1.Alex MACDOWALL					
		2.Darryl O'YOUNG					
		3.Fernando REES					
1	3	3:09.400	1:19.936	55.506	53.958	216.4	3:09.400
2	3	2:09.945	28.248	49.466	52.231	256.5	5:19.345
3	3	2:08.662	27.892	48.356	52.414	236.8	7:28.007
4	3	2:07.775	27.812	48.199	51.764	257.1	9:35.782
5	3	2:10.206B	27.296	48.451	54.459	256.5	11:45.988
6	3	4:51.039	3:08.905	49.952	52.182	255.9	16:37.027
7	3	2:05.840	27.376	47.851	50.613	257.1	18:42.867
8	3	2:05.382	27.132	47.644	50.606	257.1	20:48.249
9	3	2:05.734	26.904	48.004	50.826	257.8	22:53.983
10	3	2:15.060B	27.897	50.124	57.039	222.7	25:09.043
11	1	7:07.064	5:18.889	53.381	54.794	233.8	32:16.107
12	1	2:08.299	27.727	48.311	52.261	257.1	34:24.406
13	1	2:07.686	27.449	48.344	51.893	257.8	36:32.092
14	1	2:07.139	27.227	48.447	51.465	257.1	38:39.231
15	1	2:06.459	27.185	48.296	50.978	258.4	40:45.690
16	1	2:14.152B	28.018	49.591	56.543	258.4	42:59.842
17	2	9:33.110	7:48.793	50.367	53.950	247.7	52:32.952
18	2	2:08.298	27.534	48.570	52.194	257.1	54:41.250
19	2	2:06.759	27.203	48.460	51.096	259.0	56:48.009
20	2	2:07.284	27.428	48.416	51.440	258.4	58:55.293
21	2	2:06.755	27.428	48.379	50.948	257.8	1:01:02.048