

FIA WEC
6 HOURS OF CIRCUIT OF THE AMERICAS

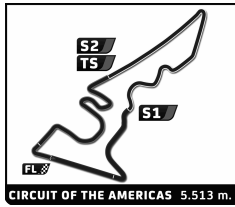
Free Practice 1

Sector Analysis

Amended

Personal Best Session Best B Crossing the finish line in pit lane

Lap	D	Time	Sector 1	Sector 2	Sector 3	T. Spd	Elapsed	Lap	D	Time	Sector 1	Sector 2	Sector 3	T. Spd	Elapsed
31	3	5:23.398	3:50.022	45.066	48.310	257.1	1:21:06.529								
32	3	1:55.407	24.381	43.323	47.703	271.4	1:23:01.936								
33	3	1:57.856	24.201	44.182	49.473	275.5	1:24:59.792								
34	3	1:54.167	23.849	43.111	47.207	273.4	1:26:53.959								
35	3	1:54.954	24.417	43.131	47.406	272.7	1:28:48.913								
36	3	1:53.780	23.785	42.914	47.081	282.0	1:30:42.693								
8 Toyota Racing Toyota TS 040 - Hybrid 1. Anthony DAVIDSON 3. Sébastien BUEMI LMP1 - H 2. Nicolas LAPIERRE								12 Rebellion Racing Rebellion R-One - Toyota 1. Nicolas PROST 3. Mathias BECHE LMP1 - L 2. Nick HEIDFELD							
1	3	2:25.329	41.297	46.366	57.666	248.8	2:25.329	1	2	8:03.304 B	6:07.863	55.505	59.936	220.0	8:03.304
2	3	2:02.965	24.386	45.382	53.197	261.5	4:28.294	2	2	6:03.706	4:25.222	48.554	49.930	222.7	14:07.010
3	3	1:53.927	24.032	42.937	46.958	252.3	6:22.221	3	2	2:00.921	25.924	46.117	48.880	264.7	16:07.931
4	3	1:52.657	23.753	42.561	46.343	278.4	8:14.878	4	2	2:01.185	25.778	46.954	48.453	282.0	18:09.116
5	3	1:58.477	24.459	46.323	47.695	258.4	10:13.355	5	2	1:58.250	25.099	45.338	47.813	283.5	20:07.366
6	3	1:53.224	24.287	42.851	46.086	280.5	12:06.579	6	2	1:58.105	25.091	44.994	48.020	285.0	22:05.471
7	3	2:02.791 B	24.718	45.508	52.565	260.9	14:09.370	7	2	2:02.213	26.958	47.030	48.225	284.2	24:07.684
8	3	8:48.125	7:13.253	47.430	47.442	256.5	22:57.495	8	2	2:06.093 B	25.726	45.553	54.814	281.2	26:13.777
9	3	1:53.658	24.360	43.134	46.164	271.4	24:51.153	9	2	10:42.404	8:59.776	51.186	51.442	185.2	36:56.181
10	3	1:54.440	24.564	43.758	46.118	283.5	26:45.593	10	2	1:58.926	25.207	45.058	48.661	282.0	38:55.107
11	3	1:53.466	23.964	43.244	46.258	271.4	28:39.059	11	2	1:59.512	24.985	45.897	48.630	287.2	40:54.619
12	3	2:02.218 B	24.696	45.203	52.319	284.2	30:41.277	12	2	1:57.627	25.007	44.773	47.847	286.5	42:52.246
13	3	5:55.729	4:24.564	44.519	46.646	285.7	36:37.006	13	2	2:00.160	24.721	45.118	50.321	279.8	44:52.406
14	3	1:53.208	24.030	43.152	46.026	260.9	38:30.214	14	2	2:03.737	24.766	45.878	53.093	267.3	46:56.143
15	3	1:55.957	23.874	45.398	46.685	268.7	40:26.171	15	2	2:05.151 B	25.102	44.847	55.202	287.2	49:01.294
16	3	1:54.949	24.373	44.159	46.417	272.7	42:21.120	16	2	11:35.943	9:54.748	49.247	51.948	226.9	1:00:37.237
17	3	2:02.375 B	24.326	45.473	52.576	271.4	44:23.495	17	2	2:01.920	25.966	45.516	50.438	282.0	1:02:39.157
18	2	8:40.010	7:06.317	44.982	48.711	284.2	53:03.505	18	2	2:00.395	25.104	45.157	50.134	260.2	1:04:39.552
19	2	1:58.119	24.791	45.094	48.234	274.8	55:01.624	19	2	2:04.138	25.001	47.048	52.089	275.5	1:06:43.690
20	2	1:55.544	24.509	44.116	46.919	267.3	56:57.168	20	2	2:10.233 B	25.065	44.623	1:00.545	288.8	1:08:53.923
21	2	1:57.322	25.044	44.171	48.107	279.1	58:54.490	21	1	5:11.402	3:29.154	49.841	52.407	230.8	1:14:05.325
22	2	1:56.242	24.900	44.475	46.867	277.6	1:00:50.732	22	1	2:03.559	26.471	46.769	50.319	280.5	1:16:08.884
23	2	1:54.318	24.417	43.166	46.735	266.7	1:02:45.050	23	1	2:04.013	25.780	45.888	52.345	271.4	1:18:12.897
24	2	1:55.847	24.112	44.172	47.563	279.8	1:04:40.897	24	1	2:04.460 B	25.207	45.538	53.715	285.0	1:20:17.357
25	2	1:55.778	24.045	45.007	46.726	267.3	1:06:36.675	25	1	4:47.444	3:12.076	45.096	50.272	279.8	1:25:04.801
26	2	1:55.466	23.859	44.999	46.608	274.1	1:08:32.141	26	1	1:58.861	24.993	45.273	48.595	276.2	1:27:03.662
27	2	1:54.939	24.471	43.084	47.384	266.7	1:10:27.080	27	1	1:58.164	24.994	44.661	48.509	285.0	1:29:01.826
28	2	2:03.749	24.324	42.945	56.480	276.2	1:12:30.829	28	1	1:58.616	24.915	44.939	48.762	276.9	1:31:00.442
29	2	1:56.147 B	23.959	42.894	49.294	258.4	1:14:26.976								
30	1	15:21.108	...	45.050	47.676	276.2	1:29:48.084								
31	1	1:56.724	24.490	45.171	47.063	262.8	1:31:44.808								
9 Lotus CLM P1/01 - AER 1. Christophe BOUCHUT 3. Lucas AUER LMP1 - L 2. James ROSSITER								13 Rebellion Racing Rebellion R-One - Toyota 1. Dominik KRAHAMER 3. Fabio LEIMER LMP1 - L 2. Andrea BELICCHI							
1	1	3:26.753 B	1:32.672	52.907	1:01.174	206.5	3:26.753	1	1	28:49.187 B	...	55.298	59.033	222.7	28:49.187
2	1	8:03.200 B	6:01.485	52.531	1:09.184	187.8	11:29.953	2	1	59:34.288	...	49.779	50.885	257.1	1:28:23.475
3	1	6:44.489 B	4:46.697	51.802	1:05.990	201.1	18:14.442	3	1	1:59.609	25.542	45.521	48.546	282.7	1:30:23.084
4	1	48:32.012	...	51.974	53.390	225.5	1:06:46.454								
5	1	2:08.960	27.024	49.920	52.016	249.4	1:08:55.414								
6	1	2:03.168	26.458	46.203	50.507	260.9	1:10:58.582								
7	1	2:01.942	25.839	45.587	50.516	253.5	1:13:00.524								
8	1	2:02.951	25.450	46.589	50.912	262.8	1:15:03.475								
9	1	2:04.608	26.890	47.532	50.186	257.8	1:17:08.083								
10	1	2:04.604	26.164	46.295	52.145	281.2	1:19:12.687								
11	1	2:09.814 B	25.902	47.826	56.086	258.4	1:21:22.501								
14 Porsche Team Porsche 919 Hybrid 1. Romain DUMAS 3. Marc LIEB LMP1 - H 2. Neel JANI								14 Porsche Team Porsche 919 Hybrid 1. Romain DUMAS 3. Marc LIEB LMP1 - H 2. Neel JANI							
1	1	2:11.807	36.034	46.340	49.433	241.1	2:11.807	1	1	2:11.807	36.034	46.340	49.433	241.1	2:11.807
2	1	1:59.701	27.332	44.671	47.698	248.8	4:11.508	2	1	1:59.701	27.332	44.671	47.698	248.8	4:11.508
3	1	1:58.641	26.749	44.800	47.092	279.8	6:10.149	3	1	1:58.641	26.749	44.800	47.092	279.8	6:10.149
4	1	1:55.164	24.707	43.340	47.117	262.8	8:05.313	4	1	1:55.164	24.707	43.340	47.117	262.8	8:05.313
5	1	1:54.881	24.303	44.204	46.374	275.5	10:00.194	5	1	1:54.881	24.303	44.204	46.374	275.5	10:00.194
6	1	1:54.952	24.057	43.645	47.250	271.4	11:55.146	6	1	1:54.952	24.057	43.645	47.250	271.4	11:55.146
7	1	1:58.785 B	24.075	42.900	51.810	271.4	13:53.931	7	1	1:58.785 B	24.075	42.900	51.810	271.4	13:53.931
8	1	9:26.467	7:50.267	49.473	46.727	280.5	23:20.398	8	1	9:26.467	7:50.267	49.473	46.727	280.5	23:20.398
9	1	1:53.221	24.098	43.015	46.108	259.6	25:13.619	9	1	1:53.221	24.098	43.015	46.108	259.6	25:13.619
10	1	1:53.339	23.845	43.170	46.324	260.2	27:06.958	10	1	1:53.339	23.845	43.170	46.324	260.2	27:06.958
11	1	1:56.103	24.531	42.847	48.725	260.9	29:03.061	11	1	1:56.103	24.531	42.847	48.725	260.9	29:03.061
12	1	1:54.879	24.197	42.750	47.932	262.1	30:57.940	12	1	1:54.879	24.197	42.750	47.932	262.1	30:57.940
13	1	1:54.470	23.892	43.068	47.510	259.6	32:52.410	13	1	1:54.470	23.892	43.068	47.510	259.6	32:52.410
14	1	1:56.775 B	23.819	42.990	49.966	267.3	34:49.185	14	1	1:56.775 B	23.819	42.990	49.966	267.3	34:49.185
15	2	4:41.604	3:06.423	46.363	48.818	211.8	39:30.789	15	2	4:41.604	3:06.423	46.363	48.818	211.8	39:30.789
16	2	1:54.900	24.493	43.673	46.734	260.9	41:25.689	16	2	1:54.900	24.493	43.673	46.734	260.9	41:25.689



FIA WEC
6 HOURS OF CIRCUIT OF THE AMERICAS

Free Practice 1

Sector Analysis

Amended

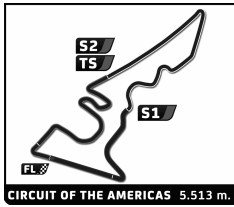
■ Personal Best ■ Session Best B Crossing the finish line in pit lane

Lap	D	Time	Sector 1	Sector 2	Sector 3	T. Spd	Elapsed	Lap	D	Time	Sector 1	Sector 2	Sector 3	T. Spd	Elapsed
17	2	1:58.690	24.871	45.058	48.761	226.9	43:24.379	31	1	3:02.459	1:30.524	43.586	48.349	282.0	1:22:27.898
18	2	1:53.685	24.135	43.108	46.442	254.7	45:18.064	32	1	1:54.935	24.869	43.024	47.042	262.1	1:24:22.833
19	2	1:53.491	23.988	43.343	46.160	259.6	47:11.555	33	1	1:55.199	24.826	43.480	46.893	261.5	1:26:18.032
20	2	1:53.262	23.949	43.227	46.086	260.9	49:04.817	34	1	1:58.508	25.664	45.842	47.002	259.6	1:28:16.540
21	2	2:02.498B	23.915	45.870	52.713	194.9	51:07.315	35	1	1:54.270	24.092	43.348	46.830	268.0	1:30:10.810
22	3	3:35.023	2:02.713	44.584	47.726	278.4	54:42.338								
23	3	1:55.516	24.676	44.198	46.642	255.3	56:37.854								
24	3	1:54.070	24.483	43.109	46.478	258.4	58:31.924								
25	3	1:55.201	24.376	44.805	46.020	276.2	1:00:27.125								
26	3	1:53.266	24.150	42.570	46.546	260.2	1:02:20.391								
27	3	1:57.249B	24.681	42.783	49.785	260.9	1:04:17.640								
28	3	3:04.972	1:35.557	43.555	45.860	288.8	1:07:22.612								
29	3	1:53.768	24.052	43.311	46.405	258.4	1:09:16.380								
30	3	1:53.066	23.923	42.518	46.625	259.6	1:11:09.446								
31	3	1:53.489	23.838	43.124	46.527	256.5	1:13:02.935								
32	3	1:56.369	24.223	43.843	48.303	263.4	1:14:59.304								
33	3	1:55.476B	24.054	42.374	49.048	265.4	1:16:54.780								
34	3	3:08.020	1:37.358	42.824	47.838	225.0	1:20:02.800								
35	3	1:53.020	24.390	42.200	46.430	257.1	1:21:55.820								
36	3	1:57.002	24.116	45.291	47.595	282.0	1:23:52.822								
37	3	1:55.014	23.971	43.201	47.842	244.9	1:25:47.836								
38	3	1:56.267	24.060	44.041	48.166	259.0	1:27:44.103								
39	3	1:55.430	24.194	43.500	47.736	260.2	1:29:39.533								
40	3	2:07.689B	25.249	46.556	55.884	222.7	1:31:47.222								

20 Porsche Team							
		1.Timo BERNHARD		3.Brendon HARTLEY		Porsche 919 Hybrid	
		2.Mark WEBBER		LMP1 - H			
1	2	2:19.704	42.118	46.747	50.839	240.5	2:19.704
2	2	2:03.320	27.117	47.430	48.773	262.1	4:23.024
3	2	2:01.249	25.485	45.453	50.311	244.3	6:24.273
4	2	1:54.710	24.548	43.340	46.822	273.4	8:18.983
5	2	1:58.090	24.239	45.078	48.773	270.7	10:17.073
6	2	1:53.734	23.805	43.758	46.171	268.7	12:10.807
7	2	2:24.812B	23.784	1:01.444	59.584	152.5	14:35.619
8	2	14:00.710	...	43.902	47.327	284.2	28:36.329
9	2	1:53.428	24.303	42.902	46.223	261.5	30:29.757
10	2	1:53.518	23.727	42.642	47.149	260.9	32:23.275
11	2	1:51.919	23.771	42.420	45.728	260.2	34:15.194
12	2	1:51.928	23.701	42.437	45.790	262.8	36:07.122
13	2	1:54.960	23.826	43.288	47.846	274.1	38:02.082
14	2	2:12.613B	26.034	50.903	55.676	201.9	40:14.695
15	3	6:03.253	4:25.467	46.716	51.070	276.2	46:17.948
16	3	1:56.997	25.474	44.424	47.099	282.7	48:14.945
17	3	1:55.142	24.495	43.416	47.231	268.7	50:10.087
18	3	1:54.463	24.582	43.167	46.714	285.0	52:04.550
19	3	1:53.541	24.102	42.712	46.727	285.0	53:58.091
20	3	2:02.069B	24.820	44.555	52.694	246.6	56:00.160
21	1	4:39.916	2:59.858	48.159	51.899	222.2	1:00:40.076
22	1	1:59.909	26.282	45.611	48.016	278.4	1:02:39.985
23	1	1:56.800	24.851	44.254	47.695	280.5	1:04:36.785
24	1	2:00.402B	24.817	44.254	51.331	260.9	1:06:37.187
25	1	3:04.848	1:30.021	45.652	49.175	278.4	1:09:42.035
26	1	1:56.107	24.517	43.552	48.038	262.8	1:11:38.142
27	1	1:56.254	24.631	44.341	47.282	262.1	1:13:34.396
28	1	1:53.885	24.228	43.120	46.537	260.2	1:15:28.281
29	1	1:55.200	24.548	43.786	46.866	264.7	1:17:23.481
30	1	2:01.958B	25.011	44.389	52.558	263.4	1:19:25.439

26 G-Drive Racing							
		1.Roman RUSINOV		3.Julien CANAL		Ligier JS P2 - Nissan	
		2.Olivier PLA		LMP2			
1	2	6:22.775B	4:35.503	51.139	56.133	178.5	6:22.775
2	2	6:34.554	4:46.564	55.141	52.849	186.9	12:57.329
3	2	2:01.332	26.344	46.343	48.645	249.4	14:58.661
4	2	2:00.118	26.394	45.407	48.317	255.9	16:58.779
5	2	1:59.209	26.060	45.388	47.761	256.5	18:57.988
6	2	2:07.677B	26.061	48.673	52.943	250.0	21:05.665
7	2	7:48.313	6:13.246	46.425	48.642	256.5	28:53.978
8	2	2:00.694	26.201	46.344	48.149	255.9	30:54.672
9	2	1:59.966	26.145	45.567	48.254	252.3	32:54.638
10	2	2:09.224B	26.066	49.791	53.367	255.3	35:03.862
11	2	6:20.224	4:46.175	46.019	48.030	254.7	41:24.086
12	2	2:04.127	26.086	45.757	52.284	233.8	43:28.213
13	2	2:00.176	26.248	45.864	48.064	255.9	45:28.389
14	2	2:02.418B	26.196	46.221	50.001	257.1	47:30.807
15	3	7:04.916	5:22.038	50.497	52.381	253.5	54:35.723
16	3	2:09.281	26.986	48.545	53.750	220.0	56:45.004
17	3	2:05.798	26.849	47.802	51.147	260.2	58:50.802
18	3	2:05.511	27.252	48.329	49.930	252.9	1:00:56.313
19	3	2:03.477	26.675	47.126	49.676	256.5	1:02:59.790
20	3	2:03.191	26.574	47.266	49.351	258.4	1:05:02.981
21	3	2:03.669	26.543	46.972	50.154	254.1	1:07:06.650
22	3	2:02.332	26.494	46.536	49.302	258.4	1:09:08.982
23	3	2:03.209	26.492	46.760	49.957	260.2	1:11:12.191
24	3	2:03.479	26.538	46.670	50.271	261.5	1:13:15.670
25	3	2:02.534	26.441	46.864	49.229	255.3	1:15:18.204
26	3	2:07.124B	26.277	46.473	54.374	258.4	1:17:25.328
27	1	4:27.698	2:50.047	47.002	50.649	257.1	1:21:53.026
28	1	2:05.350	26.505	48.879	49.966	255.9	1:23:58.376
29	1	2:03.086	26.727	46.878	49.481	262.8	1:26:01.462
30	1	2:03.825	26.474	46.702	50.649	257.8	1:28:05.287
31	1	2:03.084	26.488	46.588	50.008	259.6	1:30:08.371

27 SMP Racing							
		1.Serguey ZLOBIN		3.Maurizio MEDIANI		Oreca 03R - Nissan	
		2.Nicolas MINASSIAN		LMP2			
1	1	4:35.982B	2:45.238	52.512	58.232	250.0	4:35.982
2	1	4:00.216	2:19.418	49.130	51.668	253.5	8:36.198
3	1	2:10.345B	28.287	48.258	53.800	257.8	10:46.543
4	2	7:29.895	5:50.202	48.151	51.542	258.4	18:16.438
5	2	2:03.417	26.327	48.030	49.600	259.0	20:19.855
6	2	2:01.235	26.081	46.924	48.230	259.6	22:21.090
7	2	2:00.881	26.038	46.511	48.332	259.6	24:21.971
8	2	2:07.983B	26.282	49.490	52.211	257.1	26:29.954
9	2	8:40.699	7:02.853	47.699	50.147	257.8	35:10.653
10	2	2:02.562	26.096	46.662	49.804	260.9	37:13.215
11	2	2:06.561B	27.659	48.019	50.883	259.6	39:19.776
12	2	9:01.777	7:24.689	48.400	48.688	256.5	48:21.553
13	2	2:00.470	26.046	46.451	47.973	257.8	50:22.023
14	2	2:00.633	26.098	46.275	48.260	259.6	52:22.656
15	2	2:05.142B	25.873	46.536	52.733	260.9	54:27.798



FIA WEC
6 HOURS OF CIRCUIT OF THE AMERICAS

Free Practice 1

Sector Analysis

Amended

Personal Best Session Best B Crossing the finish line in pit lane

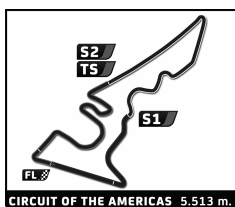
Lap	D	Time	Sector 1	Sector 2	Sector 3	T. Spd	Elapsed	Lap	D	Time	Sector 1	Sector 2	Sector 3	T. Spd	Elapsed
16	1	4:29.221	2:48.144	49.149	51.928	253.5	58:57.019	20	2	6:42.388	5:05.091	47.659	49.638	260.9	1:06:20.935
17	1	2:07.398	28.088	47.839	51.471	243.8	1:01:04.417	21	2	2:02.906	26.885	46.803	49.218	261.5	1:08:23.841
18	1	2:06.516	27.883	48.793	49.840	258.4	1:03:10.933	22	2	2:06.288	26.316	49.203	50.769	262.1	1:10:30.129
19	1	2:10.411	27.028	47.640	55.743	258.4	1:05:21.344	23	2	2:03.160	26.280	47.137	49.743	262.1	1:12:33.289
20	1	2:06.208	27.670	48.183	50.355	259.6	1:07:27.552	24	2	2:04.641 B	26.105	46.454	52.082	262.1	1:14:37.930
21	1	2:06.534	27.267	47.798	51.469	260.9	1:09:34.086	25	3	4:47.360	2:59.748	52.954	54.658	260.9	1:19:25.290
22	1	2:06.020	27.536	47.825	50.659	260.2	1:11:40.106	26	3	2:08.195	28.192	49.046	50.957	261.5	1:21:33.485
23	1	2:10.826 B	27.483	47.709	55.634	248.8	1:13:50.932	27	3	2:05.727	26.885	48.495	50.347	260.9	1:23:39.212
24	3	5:34.509	3:45.847	54.735	53.927	244.9	1:19:25.441	28	3	2:05.414	26.693	47.685	51.036	262.1	1:25:44.626
25	3	2:05.004	27.258	47.976	49.770	259.6	1:21:30.445	29	3	2:05.529	26.653	47.901	50.975	261.5	1:27:50.155
26	3	2:03.956	27.111	47.800	49.045	259.6	1:23:34.401	30	3	2:04.389	26.754	47.501	50.134	262.8	1:29:54.544
27	3	2:02.651	26.572	46.922	49.157	261.5	1:25:37.052	31	3	2:03.615	26.846	47.013	49.756	260.9	1:31:58.159
28	3	2:03.117	26.506	47.243	49.368	261.5	1:27:40.169								
29	3	2:04.704	26.562	47.820	50.322	260.9	1:29:44.873								
30	3	2:04.579	26.650	48.105	49.824	262.8	1:31:49.452								

30		Extreme Speed Motorsports		HPD ARX 03B - Honda			
		1.Scott SHARP	3.Ed BROWN	LMP2			
		2.Ryan DALZIEL					
1	2	5:02.465 B	3:15.080	51.238	56.147	201.5	5:02.465
2	2	4:01.966	2:23.781	48.364	49.821	244.9	9:04.431
3	2	2:01.973	26.291	47.799	47.883	259.6	11:06.404
4	2	1:58.111	25.764	45.231	47.116	260.2	13:04.515
5	2	2:02.553 B	25.628	45.028	51.897	256.5	15:07.068
6	2	10:13.967	8:40.097	45.939	47.931	256.5	25:21.035
7	2	1:59.317	25.987	45.656	47.674	255.9	27:20.352
8	2	1:59.505	25.937	45.517	48.051	257.8	29:19.857
9	2	2:01.356	27.083	46.642	47.631	257.8	31:21.213
10	2	1:59.463	25.821	45.564	48.078	260.2	33:20.676
11	2	2:03.360 B	26.170	45.479	51.711	258.4	35:24.036
12	1	46:21.083	...	47.551	50.524	257.8	1:21:45.119
13	1	2:01.990	26.283	46.570	49.137	260.2	1:23:47.109
14	1	2:02.019	26.268	46.115	49.636	262.8	1:25:49.128
15	1	2:01.598	26.593	45.996	49.009	261.5	1:27:50.726
16	1	2:02.966	26.608	47.153	49.205	264.7	1:29:53.692
17	1	2:02.192	26.146	45.212	50.834	264.1	1:31:55.884

37		SMP Racing		Oreca 03R - Nissan			
		1.Kirill LADYGIN	3.Anton LADYGIN	LMP2			
		2.Viktor SHAITAR					
1	1	10:21.624	8:38.154	51.487	51.983	255.9	10:21.624
2	1	2:06.600	27.047	48.850	50.703	257.1	12:28.224
3	1	2:09.528 B	26.739	47.513	55.276	255.3	14:37.752
4	1	6:25.567	4:44.519	50.930	50.118	245.5	21:03.319
5	1	2:03.181	26.448	47.608	49.125	259.6	23:06.500
6	1	2:01.075	26.093	46.284	48.698	259.6	25:07.575
7	1	2:02.851	26.188	46.911	49.752	259.6	27:10.426
8	1	2:01.382	26.173	46.741	48.468	259.0	29:11.808
9	1	2:01.410	26.244	46.442	48.724	260.2	31:13.218
10	1	2:07.525 B	26.683	47.296	53.546	259.6	33:20.743
11	1	6:53.805	5:15.716	48.650	49.439	261.5	40:14.548
12	1	2:03.003	26.062	46.671	50.270	262.8	42:17.551
13	1	2:04.809 B	25.960	46.654	52.195	260.9	44:22.360
14	2	4:50.034	3:07.938	50.079	52.017	256.5	49:12.394
15	2	2:07.493	27.692	49.178	50.623	257.8	51:19.887
16	2	2:04.514	27.269	47.605	49.640	259.6	53:24.401
17	2	2:03.626	26.565	47.438	49.623	262.1	55:28.027
18	2	2:02.286	26.326	46.914	49.046	261.5	57:30.313
19	2	2:08.234 B	26.298	46.971	54.965	264.1	59:38.547

47		KCMG		Oreca 03R - Nissan			
		1.Matthew HOWSON	3.Tsugio MATSUDA	LMP2			
		2.Richard BRADLEY					
1	3	5:00.616 B	3:00.707	55.883	1:04.026	189.5	5:00.616
2	3	4:35.936	2:54.460	49.069	52.407	241.1	9:36.552
3	3	2:04.113	26.431	46.901	50.781	262.8	11:40.665
4	3	2:03.604	26.485	47.863	49.256	262.1	13:44.269
5	3	2:00.991	26.219	46.149	48.623	263.4	15:45.260
6	3	2:02.579	26.807	46.560	49.212	263.4	17:47.839
7	3	2:02.160	25.780	47.890	48.490	262.1	19:49.999
8	3	2:03.826	26.223	48.893	48.710	262.1	21:53.825
9	3	2:00.428	25.898	46.077	48.453	262.1	23:54.253
10	3	2:00.794	25.907	46.491	48.396	262.1	25:55.047
11	3	2:00.813	25.897	45.805	49.111	262.8	27:55.860
12	3	2:01.426	25.956	46.611	48.859	262.1	29:57.286
13	3	2:03.624 B	25.935	45.714	51.975	262.1	32:00.910
14	1	6:13.336	4:35.273	47.417	50.646	255.9	38:14.246
15	1	2:06.620	26.546	47.224	52.850	262.8	40:20.866
16	1	2:04.793	26.141	48.644	50.008	261.5	42:25.659
17	1	2:02.563	26.099	47.067	49.397	263.4	44:28.222
18	1	2:01.667	26.007	46.290	49.370	264.1	46:29.889
19	1	2:01.240	26.062	45.923	49.255	264.7	48:31.129
20	1	2:01.729	26.053	46.045	49.631	262.1	50:32.858
21	1	2:00.694	26.454	45.715	48.525	262.8	52:33.552
22	1	2:01.471	25.763	46.200	49.508	264.7	54:35.023
23	1	2:00.458	25.785	45.260	49.413	265.4	56:35.481
24	1	1:59.383	25.725	45.269	48.389	266.0	58:34.864
25	1	2:06.489 B	25.793	46.562	54.134	266.0	1:00:41.353
26	2	4:52.634	3:13.156	48.962	50.516	263.4	1:05:33.987
27	2	2:04.245	26.361	47.957	49.927	265.4	1:07:38.232
28	2	2:03.488	25.965	46.996	50.527	264.1	1:09:41.720
29	2	2:01.366	26.328	46.203	48.835	266.0	1:11:43.086
30	2	2:01.459	26.159	46.237	49.063	266.0	1:13:44.545
31	2	2:00.440	25.836	46.160	48.444	264.7	1:15:44.985
32	2	2:00.555	25.867	45.850	48.838	264.7	1:17:45.540
33	2	2:00.414	25.923	45.966	48.525	268.0	1:19:45.954
34	2	2:02.337	25.861	45.903	50.573	268.0	1:21:48.291
35	2	2:01.393	26.025	45.875	49.493	266.7	1:23:49.684
36	2	2:01.412	25.939	46.508	48.965	267.3	1:25:51.096
37	2	2:02.005	26.046	47.231	48.728	265.4	1:27:53.101
38	2	2:06.634	25.764	46.328	54.542	268.7	1:29:59.735
39	2	2:00.562	25.891	45.927	48.744	264.7	1:32:00.297

51		AF Corse		Ferrari 458 Italia	
		1.Gianmaria BRUNI	LMGTE Pro		
		2.Toni VILANDER			



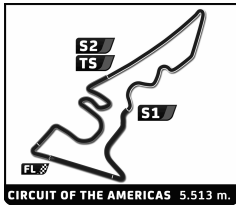
FIA WEC
6 HOURS OF CIRCUIT OF THE AMERICAS

Free Practice 1

Sector Analysis

Amended

											Personal Best	Session Best	B Crossing the finish line in pit lane																
Lap	D	Time	Sector 1	Sector 2	Sector 3	T. Spd	Elapsed	Lap	D	Time	Sector 1	Sector 2	Sector 3	T. Spd	Elapsed														
1	1	3:05.804	B	1:09.902	52.886	1:03.016	169.5	3:05.804	19	1	2:17.796	B	29.127	51.574	57.095	248.8	53:14.907												
2	1	3:45.914		1:59.028	52.302	54.584	193.2	6:51.718	20	1	4:41.979	2:55.713	51.498	54.768	248.8	57:56.886													
3	1	2:09.816		28.115	49.581	52.120	247.1	9:01.534	21	1	2:13.759	29.103	51.012	53.644	249.4	1:00:10.645													
4	1	2:10.760		27.859	50.532	52.369	243.2	11:12.294	22	1	2:17.955	B	28.978	51.433	57.544	250.6	1:02:28.600												
5	1	2:09.076		27.637	49.666	51.773	248.3	13:21.370	23	3	6:17.356	4:27.231	54.677	55.448	242.2	1:08:45.956													
6	1	2:08.403		27.658	49.285	51.460	249.4	15:29.773	24	3	2:16.573	29.643	51.773	55.157	248.3	1:11:02.529													
7	1	2:08.073		27.821	48.897	51.355	249.4	17:37.846	25	3	2:14.000	28.578	51.234	54.188	250.6	1:13:16.529													
8	1	2:09.532		27.657	49.549	52.326	250.0	19:47.378	26	3	2:10.808	28.162	50.005	52.641	251.7	1:15:27.337													
9	1	2:15.022	B	27.560	50.011	57.451	244.9	22:02.400	27	3	2:11.954	28.380	50.081	53.493	252.9	1:17:39.291													
10	1	4:53.243		3:11.488	50.393	51.362	248.3	26:55.643	28	3	2:10.606	27.956	49.941	52.709	252.3	1:19:49.897													
11	1	2:08.134		27.492	48.874	51.768	247.7	29:03.777	29	3	2:11.356	28.020	50.648	52.688	252.3	1:22:01.253													
12	1	2:07.632		27.496	48.894	51.242	248.8	31:11.409	30	3	2:18.895	B	27.975	49.811	1:01.109	250.6	1:24:20.148												
13	1	2:13.783		29.652	49.833	54.298	248.3	33:25.192	31	3	3:12.867	1:27.777	50.800	54.290	252.3	1:27:33.015													
14	1	2:11.954		28.338	50.952	52.664	246.0	35:37.146	32	3	2:10.202	27.905	49.607	52.690	254.1	1:29:43.217													
15	1	2:07.270		27.403	48.719	51.148	250.0	37:44.416	33	3	2:10.899	27.917	50.767	52.215	253.5	1:31:54.116													
16	1	2:21.226	B	28.906	53.490	58.830	220.0	40:05.642								61 AF Corse		Ferrari 458 Italia											
17	1	3:43.305		2:01.656	50.359	51.290	248.8	43:48.947								1.Luis PEREZ-COMPANC		LMGTE Am											
18	1	2:08.085		27.480	49.123	51.482	249.4	45:57.032								2.Marco CIOCI													
19	1	2:07.650		27.404	48.874	51.372	248.3	48:04.682								3.Mirko VENTURI													
20	1	2:16.307	B	27.508	49.974	58.825	248.3	50:20.989	1	3	3:17.692	B	1:22.046	54.268	1:01.378	208.5	3:17.692												
21	2	4:50.737		3:05.815	51.771	53.151	241.6	55:11.726	2	3	3:38.442	1:51.521	52.746	54.175	246.0	6:56.134													
22	2	2:08.949		27.733	49.730	51.486	250.6	57:20.675	3	3	2:12.494	28.362	50.474	53.658	234.3	9:08.628													
23	2	2:08.387		27.859	49.296	51.232	252.3	59:29.062	4	3	2:11.657	28.113	50.386	53.158	251.7	11:20.285													
24	2	2:07.527		27.550	48.957	51.020	251.2	1:01:36.589	5	3	2:10.951	27.903	49.903	53.145	251.7	13:31.236													
25	2	2:07.620		27.502	48.940	51.178	251.2	1:03:44.209	6	3	2:10.714	28.690	49.877	52.147	253.5	15:41.950													
26	2	2:07.560		27.508	48.896	51.156	251.7	1:05:51.769	7	3	2:13.970	B	27.782	50.111	56.077	254.7	17:55.920												
27	2	2:07.578		27.449	48.828	51.301	251.7	1:07:59.347	8	3	15:52.375	...	50.621	53.403	248.8	33:48.295													
28	2	2:10.772		27.393	48.856	54.523	252.3	1:10:10.119	9	3	2:11.064	28.537	50.019	52.508	242.7	35:59.359													
29	2	2:21.236	B	28.810	53.199	59.227	202.6	1:12:31.355	10	3	2:10.628	28.158	50.067	52.403	251.2	38:09.987													
30	2	4:04.879		2:19.903	50.450	54.526	189.8	1:16:36.234	11	3	2:11.583	27.797	49.647	54.139	250.0	40:21.570													
31	2	2:06.967		27.415	48.799	50.753	250.6	1:18:43.201	12	3	2:10.415	27.733	49.757	52.925	252.9	42:31.985													
32	2	2:07.140		27.563	48.543	51.034	253.5	1:20:50.341	13	3	2:09.826	27.630	49.749	52.447	254.7	44:41.811													
33	2	2:07.494		27.361	48.599	51.534	253.5	1:22:57.835	14	3	2:17.489	B	27.530	52.223	57.736	246.0	46:59.300												
34	2	2:17.230	B	27.542	51.151	58.537	204.9	1:25:15.065	15	2	4:31.445	2:47.671	51.191	52.583	250.6	51:30.745													
35	2	3:17.861		1:30.233	55.205	52.423	237.9	1:28:32.926	16	2	2:11.307	28.251	50.613	52.443	251.7	53:42.052													
36	2	2:06.806		27.327	48.578	50.901	250.6	1:30:39.732	17	2	2:09.523	27.813	49.869	51.841	253.5	55:51.575													
																57 Krohn Racing		Ferrari 458 Italia											
																1.Tracy KROHN		LMGTE Am											
																2.Niclas JÖNSSON		3.Ben COLLINS											
1	2	3:06.290		1:17.405	54.359	54.526	183.7	3:06.290	19	2	2:09.748	27.655	49.906	52.187	253.5	1:09:26.086													
2	2	2:09.912		28.082	49.704	52.126	246.0	5:16.202	20	2	2:20.338	B	29.367	50.914	1:00.057	243.8	1:02:31.067												
3	2	2:09.895		27.744	50.363	51.788	249.4	7:26.097	21	2	4:45.271	3:03.225	50.293	51.753	253.5	1:07:16.338													
4	2	2:10.068		28.369	49.789	51.910	251.2	9:36.165	22	2	2:09.748	27.655	49.906	52.187	253.5	1:09:26.086													
5	2	2:09.924		28.121	49.870	51.933	252.9	11:46.089	23	2	2:08.637	27.473	49.473	51.691	254.1	1:11:34.723													
6	2	2:14.242	B	27.809	49.940	56.493	252.3	14:00.331	24	2	2:17.789	B	27.859	50.821	59.109	231.8	1:13:52.512												
7	2	5:47.651		4:03.975	51.021	52.655	234.3	19:47.982	25	1	5:06.453	3:18.178	52.929	55.346	229.8	1:18:58.965													
8	2	2:10.082		27.927	49.803	52.352	250.6	21:58.064	26	1	2:13.791	28.638	51.143	54.010	236.3	1:21:12.756													
9	2	2:09.064		27.792	49.640	51.632	248.8	24:07.128	27	1	2:10.776	28.328	49.889	52.559	254.1	1:23:23.532													
10	2	2:15.215	B	28.144	51.048	56.023	251.2	26:22.343	28	1	2:10.733	27.903	49.782	53.048	250.0	1:25:34.265													
11	2	4:37.593		2:53.771	49.787	54.035	249.4	30:59.936	29	1	2:09.873	27.951	49.462	52.460	250.6	1:27:44.138													
12	2	2:12.739	B	27.756	49.771	55.212	251.2	33:12.675	30	1	2:10.011	28.117	49.253	52.641	255.3	1:29:54.149													
13	1	4:30.342		2:41.890	52.331	56.121	222.2	37:43.017	31	1	2:10.419	28.178	49.480	52.761	241.1	1:32:04.568													
14	1	2:16.009		29.801	52.411	53.797	232.3	39:59.026								65 Corvette Racing		Corvette C7.R											
15	1	2:20.126	B	29.588	51.825	58.713	247.7	42:19.152								1.Ricky TAYLOR		LMGTE Pro											
16	1	4:10.645		2:25.072	51.583	53.990	241.1	46:29.797								2.Jordan TAYLOR													
17	1	2:13.768		28.958	51.086	53.724	244.3	48:43.565	1	3	4:43.111	B	2:48.511	54.265	1:00.335	173.4	4:43.111												
18	1	2:13.546		28.590	51.223	53.733	247.1	50:57.111	2	3	5:01.411	3:16.094	51.359	53.958	190.8	9:44.522													
																3		2:11.365		28.585		50.152		52.628		223.1		11:55.887	
																4		2:09.897		28.203		49.560		52.134		243.2		14:05.784	
																5		2:08.992		27.974		49.278		51.740		246.0		16:14.776	

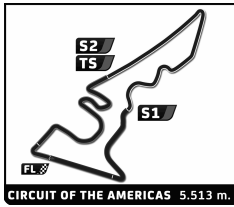


FIA WEC
6 HOURS OF CIRCUIT OF THE AMERICAS
Free Practice 1

Amended

Sector Analysis

								■ Personal Best ■ Session Best ■ Crossing the finish line in pit lane													
Lap	D	Time	Sector 1	Sector 2	Sector 3	T. Spd	Elapsed	Lap	D	Time	Sector 1	Sector 2	Sector 3	T. Spd	Elapsed						
6	3	2:08.443	27.690	49.070	51.683	248.3	18:23.219	26	1	2:16.884	27.652	56.711	52.521	246.6	1:15:11.888						
7	3	2:12.025 B	27.796	49.055	55.174	247.1	20:35.244	27	1	2:07.904	27.514	49.047	51.343	254.1	1:17:19.792						
8	3	5:44.709	4:02.225	49.730	52.754	241.6	26:19.953	28	1	2:13.008 B	28.439	50.931	53.638	254.1	1:19:32.800						
9	3	2:08.787	27.694	49.316	51.777	248.3	28:28.740	29	2	3:47.804	2:04.599	50.191	53.014	251.7	1:23:20.604						
10	3	2:08.421	27.526	49.106	51.789	250.0	30:37.161	30	2	2:08.770	27.810	49.408	51.552	252.9	1:25:29.374						
11	3	2:07.775	27.583	48.860	51.332	251.2	32:44.936	31	2	2:08.472	27.723	49.175	51.574	253.5	1:27:37.846						
12	3	2:08.932	27.749	49.616	51.567	250.6	34:53.868	32	2	2:10.050	27.548	49.451	53.051	235.8	1:29:47.896						
13	3	2:11.932 B	27.590	49.115	55.227	242.7	37:05.800	33	2	2:09.589	27.473	49.163	52.953	252.9	1:31:57.485						
14	3	4:35.602	2:54.337	49.521	51.744	247.1	41:41.402	75 Prospeed Competition Porsche 911 GT3 RSR													
15	3	2:08.536	27.589	49.094	51.853	247.1	43:49.938	1. François PERRODO 3. Matthieu VAXIÈRE LMGTE Am													
16	3	2:08.323	27.745	49.004	51.574	252.9	45:58.261	2. Emmanuel COLLARD													
17	3	2:08.604	27.738	49.201	51.665	251.7	48:06.865	1	2	3:02.524 B	58.236	58.304	1:05.984	192.2	3:02.524						
18	3	2:10.134 B	27.585	49.126	53.423	250.6	50:16.999	2	2	6:05.761	4:19.446	51.622	54.693	237.9	9:08.285						
19	2	4:26.209	2:40.842	51.418	53.949	236.8	54:43.208	3	2	2:13.343	29.208	50.964	53.171	251.7	11:21.628						
20	2	2:10.391	28.536	49.871	51.984	251.7	56:53.599	4	2	2:11.607	28.617	50.333	52.657	251.2	13:33.235						
21	2	2:10.577	28.268	50.093	52.216	250.6	59:04.176	5	2	2:11.817	28.417	50.538	52.862	251.2	15:45.052						
22	2	2:09.435	27.801	49.917	51.717	252.3	1:01:13.611	6	2	2:11.127	28.409	50.177	52.541	250.6	17:56.179						
23	2	2:09.318	27.742	49.716	51.860	249.4	1:03:22.929	7	2	2:15.863 B	27.776	50.306	57.781	250.0	20:12.042						
24	2	2:08.261	27.601	49.184	51.476	254.1	1:05:31.190	8	2	5:28.193	3:43.724	50.714	53.755	248.3	25:40.235						
25	2	2:14.845 B	28.032	50.058	56.755	247.1	1:07:46.035	9	2	2:09.478	27.837	49.799	51.842	248.8	27:49.713						
26	1	4:49.453	2:52.356	56.563	1:00.534	204.2	1:12:35.488	10	2	2:16.323 B	27.799	49.882	58.642	249.4	30:06.036						
27	1	2:22.423	30.679	54.391	57.353	208.5	1:14:57.911	11	1	5:38.445	3:47.290	54.187	56.968	198.5	35:44.481						
28	1	2:21.017	29.212	54.324	57.481	145.9	1:17:18.928	12	1	2:19.747	30.285	53.102	56.360	201.5	38:04.228						
29	1	2:15.224	28.939	52.213	54.072	251.7	1:19:34.152	13	1	2:19.086	30.478	52.132	56.476	236.8	40:23.314						
30	1	2:15.049	28.596	50.515	55.938	248.8	1:21:49.201	14	1	2:15.883	29.515	51.850	54.518	230.8	42:39.197						
31	1	2:13.693	28.338	51.621	53.734	251.2	1:24:02.894	15	1	2:16.914	29.198	52.468	55.248	247.7	44:56.111						
32	1	2:11.756	28.114	50.275	53.367	254.7	1:26:14.650	16	1	2:14.983	28.812	51.301	54.870	219.1	47:11.094						
33	1	2:13.907	28.859	51.570	53.478	253.5	1:28:28.557	17	1	2:13.281	28.218	51.007	54.056	222.2	49:24.375						
34	1	2:14.086	28.705	51.682	53.699	208.5	1:30:42.643	18	1	2:16.968 B	28.271	50.810	57.887	232.3	51:41.343						
71 AF Corse Ferrari 458 Italia								1. Davide RIGON 2. James CALADO LMGTE Pro													
1	1	3:08.389 B	1:07.101	54.339	1:06.949	183.7	3:08.389		19	1	4:54.165	3:05.844	53.140	55.181	211.8	56:35.508					
2	1	5:01.400	3:08.372	56.714	56.314	197.4	8:09.789	20	1	2:14.105	29.098	51.246	53.761	229.3	58:49.613						
3	1	2:16.777	29.162	52.585	55.030	223.1	10:26.566	21	1	2:13.627	29.439	50.829	53.359	230.8	1:01:03.240						
4	1	2:14.169	29.133	51.608	53.428	236.8	12:40.735	22	1	2:13.536	28.779	51.318	53.439	228.3	1:03:16.776						
5	1	2:10.286	28.353	49.738	52.195	248.3	14:51.021	23	1	2:12.468	28.348	50.491	53.629	234.3	1:05:29.244						
6	1	2:09.552	28.106	49.354	52.092	251.2	17:00.573	24	1	2:15.530 B	28.054	50.636	56.840	234.3	1:07:44.774						
7	1	2:09.079	27.880	49.443	51.756	251.2	19:09.652	25	3	4:33.738	2:46.800	53.264	53.674	221.8	1:12:18.512						
8	1	2:08.953	27.641	49.252	52.060	250.6	21:18.605	26	3	2:10.554	28.015	50.270	52.269	248.8	1:14:29.066						
9	1	2:14.814 B	28.257	50.636	55.921	250.6	23:33.419	27	3	2:10.135	27.826	50.128	52.181	253.5	1:16:39.201						
10	2	6:05.609	4:17.183	52.709	55.717	214.7	29:39.028	28	3	2:08.868	27.545	49.311	52.012	254.7	1:18:48.069						
11	2	2:12.046	28.717	50.683	52.646	250.0	31:51.074	29	3	2:10.530	28.301	50.093	52.136	250.6	1:20:58.599						
12	2	2:10.156	27.813	50.010	52.333	250.6	34:01.230	30	3	2:08.788	27.847	49.150	51.791	252.9	1:23:07.387						
13	2	2:13.414	27.900	51.577	53.937	230.3	36:14.644	31	3	2:16.544 B	27.740	49.370	59.434	253.5	1:25:23.931						
14	2	2:09.439	27.807	49.731	51.901	251.7	38:24.083	32	3	3:37.758	1:54.023	51.208	52.527	251.7	1:29:01.689						
15	2	2:12.860	27.661	50.958	54.241	226.9	40:36.943	33	3	2:08.875	27.758	49.258	51.859	251.7	1:31:10.564						
16	2	2:09.541	27.614	49.765	52.162	252.3	42:46.484	81 AF Corse Ferrari 458 Italia													
17	2	2:12.496	27.495	49.468	55.533	246.6	44:58.980	1. Stephen WYATT 3. Andrea BERTOLINI LMGTE Am													
18	2	2:11.745 B	27.773	49.762	54.210	244.9	47:10.725	2. Michele RUGOLO													
19	1	5:17.312	3:32.049	51.284	53.979	175.9	52:28.037	1	3	3:10.547 B	1:17.899	53.436	59.212	198.2	3:10.547						
20	1	2:09.759	28.315	49.632	51.812	250.6	54:37.796	2	3	4:08.001	2:23.639	51.192	53.170	234.8	7:18.548						
21	1	2:08.714	27.655	49.489	51.570	252.3	56:46.510	3	3	2:10.670	28.172	50.477	52.021	248.3	9:29.218						
22	1	2:53.448 B	27.769	1:26.119	59.560	218.2	59:39.958	4	3	2:09.202	27.790	49.834	51.578	250.6	11:38.420						
23	1	8:58.541	7:13.605	51.484	53.452	214.7	1:08:38.499	5	3	2:08.835	27.598	49.933	51.304	252.9	13:47.255						
24	1	2:08.372	27.706	49.058	51.608	252.3	1:10:46.871	6	3	2:13.186 B	27.729	49.724	55.733	250.6	16:00.441						
25	1	2:08.133	27.466	48.925	51.742	253.5	1:12:55.004	7	3	7:31.399	5:42.491	55.676	53.232	232.8	23:31.840						
								8	3	2:09.014	27.695	49.682	51.637	250.0	25:40.854						
								9	3	2:12.334	27.636	49.688	55.010	244.9	27:53.188						
								10	3	2:08.924	27.814	49.772	51.338	251.7	30:02.112						



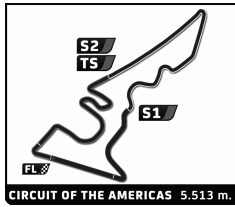
FIA WEC
6 HOURS OF CIRCUIT OF THE AMERICAS

Free Practice 1

Sector Analysis

Amended

							Personal Best		Session Best		B Crossing the finish line in pit lane				
Lap	D	Time	Sector 1	Sector 2	Sector 3	T. Spd	Elapsed	Lap	D	Time	Sector 1	Sector 2	Sector 3	T. Spd	Elapsed
11	3	2:12.388 B	27.377	49.863	55.148	251.7	32:14.500	31	2	2:11.032 B	27.791	49.462	53.779	251.7	1:31:18.476
12	1	4:29.913	2:39.080	53.708	57.125	221.8	36:44.413	<div style="border: 1px solid black; padding: 5px;"> 90 8 Star Motorsports 1. Gianluca RODA 2. Paolo RUBERTI 3. Jeffrey SEGAL Ferrari 458 Italia LMGT E Am </div>							
13	1	2:16.420	29.606	52.191	54.623	242.7	39:00.833								
14	1	2:13.202	28.785	51.057	53.360	250.0	41:14.035								
15	1	2:14.666	28.395	51.842	54.429	251.7	43:28.701								
16	1	2:12.127	28.302	51.037	52.788	251.7	45:40.828								
17	1	2:11.821	28.274	50.870	52.677	250.6	47:52.649								
18	1	2:19.278 B	28.616	50.943	59.719	251.2	50:11.927								
19	2	3:50.772	2:03.790	50.825	56.157	251.2	54:02.699								
20	2	2:09.751	27.793	49.737	52.221	252.9	56:12.450								
21	2	2:09.080	27.676	49.654	51.750	254.7	58:21.530								
22	2	2:08.891	27.637	49.373	51.881	254.1	1:00:30.421								
23	2	2:08.556	27.579	49.166	51.811	253.5	1:02:38.977								
24	2	2:09.370	27.786	49.333	52.251	254.7	1:04:48.347								
25	2	2:10.863 B	27.474	49.226	54.163	253.5	1:06:59.210								
26	2	3:36.175	1:49.907	52.716	53.552	251.7	1:10:35.385								
27	2	2:13.032	28.469	51.343	53.220	251.7	1:12:48.417								
28	2	2:12.600	28.457	50.993	53.150	252.3	1:15:01.017								
29	2	2:14.484	29.110	51.977	53.397	254.1	1:17:15.501								
30	2	2:12.517	28.386	51.253	52.878	254.1	1:19:28.018								
31	2	2:12.233	28.432	50.611	53.190	252.9	1:21:40.251								
32	2	2:16.471	28.263	50.747	57.461	251.2	1:23:56.722								
33	2	2:15.163	29.555	52.117	53.491	252.9	1:26:11.885								
34	2	2:19.034 B	28.483	51.260	59.291	251.7	1:28:30.919								
							<div style="border: 1px solid black; padding: 5px;"> 88 Proton Competition 1. Christian RIED 2. Klaus BACHLER 3. Khaled AL QUBAISI Porsche 911 RSR LMGT E Am </div>								
1	2	6:37.737 B	4:33.838	1:00.601	1:03.298	174.2	6:37.737								
2	2	6:05.426	4:17.571	52.700	55.155	218.2	12:43.163								
3	2	2:13.657	29.182	51.071	53.404	238.4	14:56.820								
4	2	2:12.034	28.744	50.423	52.867	243.8	17:08.854								
5	2	2:10.951	28.266	50.136	52.549	248.8	19:19.805								
6	2	2:16.911 B	28.314	51.783	56.814	226.4	21:36.716								
7	2	4:32.876	2:50.371	49.895	52.610	245.5	26:09.592								
8	2	2:10.043	28.550	49.710	51.783	247.7	28:19.635								
9	2	2:10.345	28.244	50.025	52.076	250.0	30:29.980								
10	2	2:13.205 B	27.887	49.862	55.456	249.4	32:43.185								
11	3	7:14.946	4:57.924	1:10.306	1:06.716	166.2	39:58.131								
12	3	2:34.423	32.838	58.776	1:02.809	229.8	42:32.554								
13	3	2:30.153	32.080	57.604	1:00.469	219.1	45:02.707								
14	3	2:23.563	31.458	55.043	57.062	241.1	47:26.270								
15	3	2:21.175	30.314	54.670	56.191	231.3	49:47.445								
16	3	2:18.093	30.023	52.808	55.262	237.4	52:05.538								
17	3	2:16.501	29.491	52.541	54.469	232.3	54:22.039								
18	3	2:15.273	29.154	51.741	54.378	236.3	56:37.312								
19	3	2:14.608	28.896	51.270	54.442	246.0	58:51.920								
20	3	2:18.380 B	29.017	51.408	57.955	244.9	1:01:10.300								
21	1	4:50.486	3:04.030	52.156	54.300	220.9	1:06:00.786								
22	1	2:12.085	28.125	50.399	53.561	233.8	1:08:12.871								
23	1	2:12.211	28.314	50.681	53.216	241.6	1:10:25.082								
24	1	2:13.069	28.737	50.772	53.560	228.3	1:12:38.151								
25	1	2:12.769	28.366	51.593	52.810	247.1	1:14:50.920								
26	1	2:11.499	27.911	50.421	53.167	250.6	1:17:02.419								
27	1	2:15.637 B	29.408	50.116	56.113	247.1	1:19:18.056								
28	2	5:29.634	3:47.117	50.337	52.180	250.6	1:24:47.690								
29	2	2:10.340	28.032	49.489	52.819	251.2	1:26:58.030								
30	2	2:09.414	28.033	49.564	51.817	252.3	1:29:07.444								
							<div style="border: 1px solid black; padding: 5px;"> 91 Porsche Team Manthey 1. Jörg BERGMEISTER 2. Nick TANDY Porsche 911 RSR LMGT E Pro </div>								
1	1	3:29.373 B	1:28.730	57.877	1:02.766	197.4	3:29.373								
2	1	4:45.637	3:01.984	51.191	52.462	216.0	8:15.010								
3	1	2:09.791	27.844	49.462	52.485	243.8	10:24.801								
4	1	2:08.066	27.571	49.050	51.445	251.2	12:32.867								
5	1	2:09.649	28.358	49.882	51.409	250.0	14:42.516								
6	1	2:07.580	27.490	48.878	51.212	251.7	16:50.096								
7	1	2:13.213 B	27.665	49.898	55.650	248.3	19:03.309								
8	1	9:46.602	8:05.407	49.610	51.585	244.9	28:49.911								
9	1	2:09.760	27.679	49.401	52.680	242.7	30:59.671								
10	1	2:08.193	27.603	49.161	51.429	249.4	33:07.864								
11	1	2:11.566 B	27.521	49.107	54.938	250.0	35:19.430								
12	1	12:09.283	...	49.460	51.592	245.5	47:28.713								
13	1	2:09.562	28.141	50.136	51.285	246.6	49:38.275								
14	1	2:08.015	27.664	49.055	51.296	248.8	51:46.290								
15	1	2:08.305	27.475	49.341	51.489	251.7	53:54.595								
16	1	2:08.887	27.881	49.266	51.740	251.7	56:03.482								

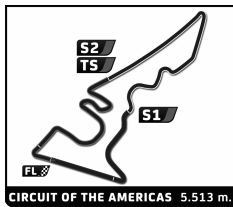


FIA WEC
6 HOURS OF CIRCUIT OF THE AMERICAS
Free Practice 1

Amended

Sector Analysis

								■ Personal Best ■ Session Best ■ B Crossing the finish line in pit lane									
Lap	D	Time	Sector 1	Sector 2	Sector 3	T. Spd	Elapsed	Lap	D	Time	Sector 1	Sector 2	Sector 3	T. Spd	Elapsed		
92 Porsche Team Manthey 1. Frédéric MAKOWIECKI 2. Patrick PILET Porsche 911 RSR LMGTE Pro																	
17	1	2:11.172	B	27.785	48.915	54.472	252.9	58:14.654	8	1	2:14.872	B	27.678	49.085	58.109	254.1	18:51.717
18	2	4:33.834		2:50.024	51.048	52.762	238.9	1:02:48.488	9	2	7:29.655		5:43.161	50.653	55.841	237.9	26:21.372
19	2	2:10.204		28.079	49.774	52.351	249.4	1:04:58.692	10	2	2:10.923		28.021	49.932	52.970	249.4	28:32.295
20	2	2:09.609		27.947	49.444	52.218	251.7	1:07:08.301	11	2	2:11.477		29.473	49.981	52.023	250.0	30:43.772
21	2	2:09.482		27.738	49.632	52.112	251.7	1:09:17.783	12	2	2:10.543		28.429	49.587	52.527	251.2	32:54.315
22	2	2:09.234		27.705	49.518	52.011	251.7	1:11:27.017	13	2	2:09.411		28.001	49.475	51.935	252.9	35:03.726
23	2	2:08.413		27.690	49.099	51.624	251.2	1:13:35.430	14	2	2:09.864		27.612	49.335	52.917	252.9	37:13.590
24	2	2:13.065	B	27.584	49.528	55.953	251.2	1:15:48.495	15	2	2:15.703	B	28.143	50.581	56.979	251.2	39:29.293
25	2	5:40.723		3:58.892	49.345	52.486	248.8	1:21:29.218	16	3	14:10.185		...	52.341	53.293	237.4	53:39.478
26	2	2:10.671		27.976	49.987	52.708	250.6	1:23:39.889	17	3	2:08.447		27.781	49.237	51.429	251.2	55:47.925
27	2	2:08.234		27.754	48.881	51.599	251.7	1:25:48.123	18	3	2:09.055		27.714	49.183	52.158	255.9	57:56.980
28	2	2:11.538		27.893	49.536	54.109	252.9	1:27:59.661	19	3	2:07.514		27.589	48.462	51.463	254.7	1:00:04.494
29	2	2:09.793		28.104	49.301	52.388	251.2	1:30:09.454	20	3	2:14.954	B	28.075	50.275	56.604	237.4	1:02:19.448
									21	3	7:41.492		6:00.027	49.352	52.113	253.5	1:10:00.940
									22	3	2:07.569		27.382	48.426	51.761	255.3	1:12:08.509
									23	3	2:06.427		27.170	48.595	50.662	255.3	1:14:14.936
									24	3	2:11.794	B	27.510	48.772	55.512	255.3	1:16:26.730
									25	2	4:35.856		2:51.104	51.599	53.153	195.3	1:21:02.586
									26	2	2:10.307		29.437	49.053	51.817	255.3	1:23:12.893
									27	2	2:09.994		27.627	48.874	53.493	258.4	1:25:22.887
									28	2	2:08.297		27.481	48.685	52.131	244.9	1:27:31.184
									29	2	2:09.292		27.714	48.971	52.607	255.9	1:29:40.476
									30	2	2:08.777		27.941	48.886	51.950	256.5	1:31:49.253
95 Aston Martin Racing 1. Kristian POULSEN 2. David HEINEMEIER-HANSSON Aston Martin Vantage V8 LMGTE Am								97 Aston Martin Racing 1. Darren TURNER 2. Stefan MÜCKE Aston Martin Vantage V8 LMGTE Pro									
1	1	3:38.575		1:48.778	54.266	55.531	214.3	3:38.575	1	2	4:54.040		3:09.876	51.359	52.805	240.5	4:54.040
2	1	2:11.486		28.667	50.198	52.621	249.4	5:50.061	2	2	2:11.438		28.788	49.958	52.692	248.8	7:05.478
3	1	2:11.325		28.521	50.695	52.109	251.2	8:01.386	3	2	2:08.115		27.654	49.211	51.250	253.5	9:13.593
4	1	2:09.235		27.832	49.773	51.630	252.9	10:10.621	4	2	2:08.239		27.521	48.748	51.970	257.1	11:21.832
5	1	2:09.268		27.912	49.533	51.823	252.9	12:19.889	5	2	2:08.176		27.618	48.979	51.579	253.5	13:30.008
6	1	2:08.509		27.568	49.121	51.820	252.9	14:28.398	6	2	2:07.849		27.282	49.333	51.234	255.9	15:37.857
7	1	2:08.447		27.554	48.991	51.902	252.9	16:36.845	7	2	2:07.461		27.244	49.036	51.181	255.9	17:45.318
									8	2	2:14.281	B	27.226	50.018	57.037	248.3	19:59.599
									9	2	10:22.038		8:32.190	53.222	56.626	171.4	30:21.637
									10	2	2:07.831		27.567	48.941	51.323	252.3	32:29.468
									11	2	2:07.116		27.159	48.855	51.102	253.5	34:36.584
									12	2	2:08.038		27.289	48.957	51.792	255.3	36:44.622
									13	2	2:14.368	B	27.554	48.909	57.905	256.5	38:58.990
									14	2	5:35.031		3:51.485	51.566	51.980	252.3	44:34.021
									15	2	2:07.266		27.467	48.853	50.946	254.1	46:41.287
									16	2	2:10.051	B	27.598	49.483	52.970	253.5	48:51.338
									17	1	4:53.879		3:10.719	50.854	52.306	243.2	53:45.217
									18	1	2:09.516		27.790	49.895	51.831	253.5	55:54.733
									19	1	2:08.485		27.592	49.260	51.633	255.3	58:03.218
									20	1	2:07.678		27.486	48.638	51.554	257.1	1:00:10.896
									21	1	2:08.041		27.596	48.715	51.730	255.3	1:02:18.937
									22	1	2:07.341		27.529	48.863	50.949	255.3	1:04:26.278
									23	1	2:06.990		27.247	48.700	51.043	255.3	1:06:33.268
									24	1	2:18.949	B	29.035	50.725	59.189	219.1	1:08:52.217
									25	1	8:41.559		7:00.268	50.218	51.073	251.7	1:17:33.776
									26	1	2:06.881		27.505	48.597	50.779	254.7	1:19:40.657
									27	1	2:08.221		27.467	48.494	52.260	255.9	1:21:48.878
									28	1	2:07.205		27.394	48.263	51.548	256.5	1:23:56.083
									29	1	2:07.233		27.247	48.592	51.394	255.9	1:26:03.316
									30	1	2:06.463		27.255	48.445	50.763	256.5	1:28:09.779
									31	1	2:06.399		27.292	48.394	50.713	256.5	1:30:16.178



FIA WEC
6 HOURS OF CIRCUIT OF THE AMERICAS
Free Practice 1

Amended

Sector Analysis

									■ Personal Best ■ Session Best B Crossing the finish line in pit lane								
Lap	D	Time	Sector 1	Sector 2	Sector 3	T. Spd	Elapsed		Lap	D	Time	Sector 1	Sector 2	Sector 3	T. Spd	Elapsed	
98 Aston Martin Racing 1. Paul DALLA LANA 3. Christoffer NYGAARD 2. Pedro LAMY Aston Martin Vantage V8 LMGTE Am									17	2	2:09.388	27.583	49.847	51.958	251.7	48:58.745	
1	2	5:34.373	3:46.652	53.417	54.304	206.5	5:34.373	18	2	2:09.551	27.755	49.603	52.193	251.7	51:08.296		
2	2	2:09.811	27.644	50.193	51.974	250.6	7:44.184	19	2	2:10.537	27.971	50.248	52.318	252.9	53:18.833		
3	2	2:10.511	27.642	50.512	52.357	251.7	9:54.695	20	2	2:08.885	27.494	49.513	51.878	252.9	55:27.718		
4	2	2:08.649	27.437	49.550	51.662	254.1	12:03.344	21	2	2:14.662 B	28.179	49.045	57.438	254.7	57:42.380		
5	2	2:15.654 B	27.573	50.206	57.875	243.2	14:18.998	22	1	5:46.197	3:54.714	54.864	56.619	214.3	1:03:28.577		
6	2	4:21.766	2:39.360	50.398	52.008	252.3	18:40.764	23	1	2:13.267	29.323	51.020	52.924	239.5	1:05:41.844		
7	2	2:07.708	27.344	49.011	51.353	254.1	20:48.472	24	1	2:10.626	28.360	49.778	52.488	254.1	1:07:52.470		
8	2	2:08.749	27.726	49.630	51.393	254.7	22:57.221	25	1	2:10.551	28.029	49.550	52.972	255.9	1:10:03.021		
9	2	2:14.065 B	27.443	48.913	57.709	254.7	25:11.286	26	1	2:09.776	28.221	49.354	52.201	254.7	1:12:12.797		
10	3	5:01.600	3:16.050	51.232	54.318	210.1	30:12.886	27	1	2:09.106	27.697	49.375	52.034	248.3	1:14:21.903		
11	3	2:11.163	28.201	49.853	53.109	234.3	32:24.049	28	1	2:09.038	27.656	49.219	52.163	256.5	1:16:30.941		
12	3	2:09.380	27.687	49.612	52.081	253.5	34:33.429	29	1	2:08.366	27.387	49.285	51.694	254.1	1:18:39.307		
13	3	2:09.766	27.469	49.153	53.144	253.5	36:43.195	30	1	2:08.094	27.362	48.811	51.921	257.1	1:20:47.401		
14	3	2:08.545	27.386	49.096	52.063	254.7	38:51.740	31	1	2:09.355	27.469	49.079	52.807	255.9	1:22:56.756		
15	3	2:09.713	27.423	50.456	51.834	254.7	41:01.453	32	1	2:15.753 B	27.442	49.127	59.184	255.3	1:25:12.509		
16	3	2:10.548 B	27.415	49.336	53.797	254.7	43:12.001										
17	1	5:22.921	3:36.495	51.966	54.460	215.1	48:34.922										
18	1	2:11.737	28.013	50.776	52.948	247.7	50:46.659										
19	1	2:10.274	27.663	50.337	52.274	249.4	52:56.933										
20	1	2:09.898	27.954	49.603	52.341	242.7	55:06.831										
21	1	2:09.318	27.498	50.044	51.776	255.3	57:16.149										
22	1	2:09.365	27.468	50.025	51.872	255.3	59:25.514										
23	1	2:17.611	28.485	53.096	56.030	208.9	1:01:43.125										
24	1	2:08.702	27.954	49.117	51.631	255.9	1:03:51.827										
25	1	2:13.236 B	27.929	50.022	55.285	257.8	1:06:05.063										
26	2	4:38.874	2:54.447	51.514	52.913	236.3	1:10:43.937										
27	2	2:08.638	27.521	49.355	51.762	257.1	1:12:52.575										
28	2	2:08.993	27.222	49.088	52.683	258.4	1:15:01.568										
29	2	2:18.435 B	29.569	51.317	57.549	224.5	1:17:20.003										
30	2	3:24.481	1:40.522	51.655	52.304	246.0	1:20:44.484										
31	2	2:07.640	27.493	48.832	51.315	256.5	1:22:52.124										
32	2	2:07.261	27.141	48.629	51.491	258.4	1:24:59.385										
33	2	2:07.087	27.174	48.542	51.371	258.4	1:27:06.472										
34	2	2:06.770	27.113	48.729	50.928	257.1	1:29:13.242										
35	2	2:07.412	27.094	48.311	52.007	256.5	1:31:20.654										
99 Aston Martin Racing 1. Alex MACDOWALL 3. Fernando REES 2. Darryl O'YOUNG Aston Martin Vantage V8 LMGTE Pro									1	3	8:13.196 B	6:09.671	56.696	1:06.829	214.7	8:13.196	
2	3	4:32.542	2:45.094	52.046	55.402	229.3	12:45.738										
3	3	2:14.896	29.213	51.249	54.434	242.7	15:00.634										
4	3	2:11.504	28.302	50.522	52.680	252.3	17:12.138										
5	3	2:09.138	27.779	49.278	52.081	250.6	19:21.276										
6	3	2:10.799	28.250	50.017	52.532	247.1	21:32.075										
7	3	2:08.735	27.644	49.291	51.800	252.9	23:40.810										
8	3	2:08.241	27.749	49.029	51.463	251.7	25:49.051										
9	3	2:08.580	27.459	49.066	52.055	252.3	27:57.631										
10	3	2:22.037 B	27.929	53.057	1:01.051	182.1	30:19.668										
11	2	5:30.485	3:38.878	54.028	57.579	224.1	35:50.153										
12	2	2:14.599	29.463	51.483	53.653	241.6	38:04.752										
13	2	2:13.084	28.878	50.788	53.418	243.2	40:17.836										
14	2	2:12.269	28.017	50.835	53.417	248.8	42:30.105										
15	2	2:10.074	27.687	50.027	52.360	252.3	44:40.179										
16	2	2:09.178	27.533	49.463	52.182	251.2	46:49.357										