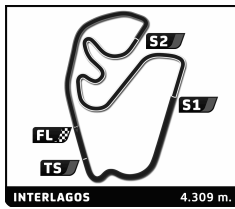


**FIA WEC**  
**6 Hours of Sao Paulo**  
**Free Practice 3**  
**Sector Analysis**

■ Personal Best ■ Session Best B Crossing the finish line in pit lane

Lap	D	Time	Sector 1	Sector 2	Sector 3	T. Spd	Elapsed	Lap	D	Time	Sector 1	Sector 2	Sector 3	T. Spd	Elapsed
<b>1</b> Audi Sport Team Joest Audi R18 e-tron quattro LMP1 1. André LOTTERER 3. Marcel FÄSSLER 2. Benoît TRÉLUYER								19	2	1:24.227	22.201	42.636	19.390	285.7	35:55.840
1	2	1:37.632	29.556	47.653	20.423		1:37.632	20	2	1:25.965	21.089	45.296	19.580	282.7	37:21.805
2	2	1:24.756	21.405	43.636	19.715	277.6	3:02.388	21	2	1:29.251 B	20.514	42.740	25.997	283.5	38:51.056
3	2	1:23.233	20.888	42.787	19.558	282.0	4:25.621	22	2	2:13.104	1:03.403	50.079	19.622		41:04.160
4	2	1:23.927	20.809	42.606	20.512	283.5	5:49.548	23	2	1:22.491	20.287	42.648	19.556	281.2	42:26.651
5	2	1:23.617	20.826	43.206	19.585	278.4	7:13.165	24	2	1:22.776	21.157	42.094	19.525	283.5	43:49.427
6	2	1:23.346	20.622	43.042	19.682	281.2	8:36.511	25	2	1:31.417 B	20.412	44.878	26.127	283.5	45:20.844
7	2	1:25.208	21.377	43.068	20.763	285.0	10:01.719	26	1	2:21.273	1:15.529	45.348	20.396		47:42.117
8	2	1:24.434	21.445	43.401	19.588	264.1	11:26.153	27	1	1:22.625	20.508	42.648	19.469	278.4	49:04.742
9	2	1:34.946 B	20.733	46.658	27.555	282.0	13:01.099	28	1	1:27.493	20.240	47.743	19.510	282.0	50:32.235
10	2	8:17.406	7:13.952	43.545	19.909		21:18.505	29	1	1:22.339	20.639	42.118	19.582	282.7	51:54.574
11	2	1:22.868	20.994	42.456	19.418	279.1	22:41.373	30	1	1:22.080	20.245	42.507	19.328	284.2	53:16.654
12	2	1:22.116	20.654	42.175	19.287	283.5	24:03.489	31	1	1:21.765	20.150	42.284	19.331	283.5	54:38.419
13	2	1:22.320	20.534	41.924	19.862	285.0	25:25.809	32	1	1:25.398	20.676	44.792	19.930	283.5	56:03.817
14	2	1:21.814	20.578	42.093	19.143	283.5	26:47.623	33	1	1:21.501	20.197	42.145	19.159	282.0	57:25.318
15	2	1:31.514 B	20.562	43.557	27.395	286.5	28:19.137	34	1	1:28.619	21.937	47.026	19.656	284.2	58:53.937
16	3	2:19.626	1:15.984	43.950	19.692		30:38.763	35	1	1:21.644	20.246	42.006	19.392	280.5	1:00:15.581
17	3	1:22.346	20.459	42.481	19.406	281.2	32:01.109	<b>8</b> Toyota Racing Toyota TS030 - Hybrid LMP1 1. Anthony DAVIDSON 3. Stéphane SARRAZIN 2. Sébastien BUEMI							
18	3	1:23.635	20.408	43.870	19.357	283.5	33:24.744	1	1	1:42.970	36.652	46.544	19.774		1:42.970
19	3	1:22.021	20.328	42.333	19.360	283.5	34:46.765	2	1	1:23.593	20.924	42.879	19.790	276.9	3:06.563
20	3	1:21.860	20.534	42.046	19.280	284.2	36:08.625	3	1	1:23.875	20.527	43.688	19.660	279.8	4:30.438
21	3	1:21.896	20.179	42.451	19.266	284.2	37:30.521	4	1	1:23.150	20.687	42.819	19.644	279.1	5:53.588
22	3	1:29.864 B	20.818	42.444	26.602	285.0	39:00.385	5	1	1:32.470 B	20.954	44.150	27.366	279.8	7:26.058
23	3	7:09.385	6:06.590	43.363	19.432		46:09.770	6	1	13:59.835	...	45.760	20.199		21:25.893
24	3	1:21.719	20.539	41.951	19.229	282.0	47:31.489	7	1	1:22.264	20.475	42.068	19.721	275.5	22:48.157
25	3	1:22.629	21.195	42.184	19.250	285.0	48:54.118	8	1	1:22.027	20.493	41.979	19.555	279.1	24:10.184
26	3	1:21.292	20.162	41.952	19.178	284.2	50:15.410	9	1	1:36.440 B	20.583	46.363	29.494	280.5	25:46.624
27	3	1:29.263 B	20.279	42.507	26.477	283.5	51:44.673	10	2	2:41.615	1:38.613	43.368	19.634		28:28.239
28	1	2:06.600	1:02.983	43.973	19.644		53:51.273	11	2	1:26.954	20.956	45.874	20.124	279.1	29:55.193
29	1	1:22.480	20.916	42.209	19.355	284.2	55:13.753	12	2	1:22.728	20.552	42.578	19.598	276.9	31:17.921
30	1	1:24.522	21.013	44.215	19.294	285.7	56:38.275	13	2	1:29.834	22.470	47.283	20.081	282.0	32:47.755
31	1	1:22.399	20.278	42.762	19.359	285.7	58:00.674	14	2	1:23.897	20.811	43.635	19.451	279.1	34:11.652
32	1	1:21.507	20.349	41.974	19.184	284.2	59:22.181	15	2	1:24.922	20.479	44.666	19.777	279.1	35:36.574
33	1	1:29.977 B	20.231	42.449	27.297	283.5	1:00:52.158	16	2	1:22.978	20.889	42.592	19.497	278.4	36:59.552
<b>2</b> Audi Sport Team Joest Audi R18 e-tron quattro LMP1 1. Tom KRISTENSEN 3. Allan McNISH 2. Loïc DUVAL								17	2	1:22.847	20.394	42.998	19.455	279.1	38:22.399
1	3	1:34.499	28.472	46.250	19.777		1:34.499	18	2	1:23.599	20.371	43.143	20.085	281.2	39:45.998
2	3	1:23.228	20.742	42.819	19.667	279.8	2:57.727	19	2	1:25.834	21.283	45.066	19.485	281.2	41:11.832
3	3	1:22.169	20.550	42.254	19.365	282.0	4:19.896	20	2	1:21.950	20.345	42.210	19.395	279.8	42:33.782
4	3	1:22.353	20.481	42.233	19.639	282.0	5:42.249	21	2	1:33.788 B	21.300	44.250	28.238	281.2	44:07.570
5	3	1:21.686	20.457	41.843	19.386	282.0	7:03.935	22	2	5:03.447	4:00.280	43.663	19.504		49:11.017
6	3	1:22.804	20.419	42.948	19.437	282.7	8:26.739	23	2	1:22.965	20.942	42.554	19.469	279.1	50:33.982
7	3	1:24.333	20.745	44.055	19.533	285.0	9:51.072	24	2	1:21.902	20.311	42.052	19.539	281.2	51:55.884
8	3	1:23.979	21.261	42.571	20.147	283.5	11:15.051	25	2	1:31.744 B	21.928	43.176	26.640	283.5	53:27.628
9	3	1:24.082	20.547	43.840	19.695	283.5	12:39.133	26	1	2:36.551	1:31.886	44.566	20.099		56:04.179
10	3	1:48.124 B	20.553	49.246	38.325	283.5	14:27.257	27	1	1:23.010	21.293	42.302	19.415	281.2	57:27.189
11	3	6:46.201	5:43.129	43.287	19.785		21:13.458	28	1	1:28.209	21.207	47.344	19.658	283.5	58:55.398
12	3	1:21.992	20.470	42.249	19.273	279.8	22:35.450	29	1	1:21.452	20.282	41.749	19.421	281.2	1:00:16.850
13	3	1:22.396	20.407	42.521	19.468	282.0	23:57.846	<b>12</b> Rebellion Racing Lola B12/60 Coupé - Toyota LMP1 1. Nicolas PROST 3. Mathias BECHE 2. Nick HEIDFELD							
14	3	1:22.703	20.370	43.003	19.330	282.7	25:20.549	1	3	1:53.727	42.892	50.143	20.692		1:53.727
15	3	1:22.288	20.450	42.506	19.332	282.7	26:42.837	2	3	1:29.905	21.986	46.462	21.457	279.1	3:23.632
16	3	1:29.695 B	20.438	43.001	26.256	283.5	28:12.532	3	3	1:25.342	21.378	43.769	20.195	276.9	4:48.974
17	2	4:56.936	3:54.070	42.724	20.142		33:09.468	4	3	1:26.468	22.178	43.878	20.412	279.8	6:15.442
18	2	1:22.145	20.412	42.408	19.325	279.8	34:31.613	5	3	1:24.499	21.018	43.411	20.070	278.4	7:39.941



**FIA WEC**  
**6 Hours of Sao Paulo**  
**Free Practice 3**  
**Sector Analysis**

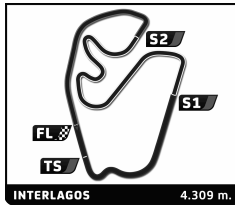
Personal Best Session Best B Crossing the finish line in pit lane

Lap	D	Time	Sector 1	Sector 2	Sector 3	T. Spd	Elapsed	Lap	D	Time	Sector 1	Sector 2	Sector 3	T. Spd	Elapsed
6	3	1:34.896B	21.599	44.530	28.767	279.1	9:14.837	1	3	1:40.424	26.694	51.998	21.732		1:40.424
7	3	12:16.855	...	46.699	21.332		21:31.692	2	3	1:30.271	22.676	46.323	21.272	258.4	3:10.695
8	3	1:24.926	21.075	43.575	20.276	277.6	22:56.618	3	3	1:28.884	22.374	45.457	21.053	260.9	4:39.579
9	3	1:24.089	21.057	42.922	20.110	278.4	24:20.707	4	3	1:38.290B	23.429	46.193	28.668	263.4	6:17.869
10	3	1:33.550B	21.020	43.461	29.069	279.1	25:54.257	5	3	2:23.763	1:15.049	47.461	21.253		8:41.632
11	2	4:37.444	3:30.364	46.578	20.502		30:31.701	6	3	1:28.587	22.021	45.070	21.496	260.2	10:10.219
12	2	1:28.251	21.283	45.843	21.125	277.6	31:59.952	7	3	1:28.029	21.832	44.852	21.345	259.6	11:38.248
13	2	1:24.754	20.880	43.838	20.036	279.1	33:24.706	8	3	1:38.475B	21.874	44.731	31.870	259.6	13:16.723
14	2	1:24.719	21.309	43.354	20.056	277.6	34:49.425	9	2	8:20.346	7:09.993	48.375	21.978		21:37.069
15	2	1:37.593B	22.109	46.445	29.039	280.5	36:27.018	10	2	1:31.862	22.346	48.042	21.474	259.0	23:08.931
16	2	7:07.762	6:02.272	45.143	20.347		43:34.780	11	2	1:28.995	22.168	45.439	21.388	260.2	24:37.926
17	2	1:29.850	21.507	47.492	20.851	278.4	45:04.630	12	2	1:27.909	22.117	44.709	21.083	259.6	26:05.835
18	2	1:23.285	20.878	42.554	19.853	276.9	46:27.915	13	2	1:27.307	21.798	44.438	21.071	261.5	27:33.142
19	2	1:27.108	20.660	44.754	21.694	280.5	47:55.023	14	2	1:27.311	21.811	44.431	21.069	260.9	29:00.453
20	2	1:23.065	20.619	42.466	19.980	278.4	49:18.088	15	2	1:32.780	22.417	48.788	21.575	260.9	30:33.233
21	2	1:36.877B	21.228	45.499	30.150	279.1	50:54.965	16	2	1:28.649	22.100	45.360	21.189	260.2	32:01.882
22	1	3:42.442	2:37.783	44.265	20.394		54:37.407	17	2	1:38.183B	22.134	45.054	30.995	262.1	33:40.065
23	1	1:26.431	21.051	44.745	20.635	277.6	56:03.838	18	1	3:20.545	2:09.533	49.150	21.862		37:00.610
24	1	1:26.450	21.752	44.233	20.465	276.9	57:30.288	19	1	1:30.871	22.740	46.734	21.397	259.0	38:31.481
25	1	1:26.798	21.237	44.929	20.632	279.1	58:57.086	20	1	1:30.933	22.281	46.806	21.846	260.2	40:02.414
26	1	1:24.472	21.132	43.151	20.189	277.6	1:00:21.558	21	1	1:30.792	22.944	46.115	21.733	260.9	41:33.206

24		OAK Racing		Morgan - Nissan			
1.Olivier PLA		3.Alex BRUNDLE		LMP2			
2.David HEINEMEIER HANSSON							
1	1	2:11.657	59.492	50.279	21.886	2:11.657	
2	1	1:30.519	22.683	46.304	21.532	259.6	3:42.176
3	1	1:29.706	22.442	45.844	21.420	260.9	5:11.882
4	1	1:39.103B	22.565	47.181	29.357	264.1	6:50.985
5	1	4:21.260	3:12.270	47.612	21.378		11:12.245
6	1	1:27.803	21.643	45.233	20.927	263.4	12:40.048
7	1	1:54.180B	21.618	52.316	40.246	265.4	14:34.228
8	1	6:57.522	5:45.588	50.147	21.787		21:31.750
9	1	1:28.277	21.956	45.233	21.088	262.8	23:00.027
10	1	1:27.554	21.846	44.607	21.101	264.1	24:27.581
11	1	1:37.048B	22.259	46.194	28.595	264.7	26:04.629
12	3	5:22.806	4:16.106	45.490	21.210		31:27.435
13	3	1:28.826	22.456	45.158	21.212	263.4	32:56.261
14	3	1:28.683	22.181	45.486	21.016	264.7	34:24.944
15	3	1:29.527	22.142	46.295	21.090	264.1	35:54.471
16	3	1:28.528	22.009	45.343	21.176	264.7	37:22.999
17	3	1:28.824	22.203	45.478	21.143	264.7	38:51.823
18	3	1:28.941	22.089	45.606	21.246	265.4	40:20.764
19	3	1:29.027	22.024	45.455	21.548	263.4	41:49.791
20	3	1:28.699	21.996	45.499	21.204	263.4	43:18.490
21	3	1:28.304	21.919	45.242	21.143	264.1	44:46.794
22	3	1:30.041	22.519	45.912	21.610	265.4	46:16.835
23	3	1:28.829	21.898	45.635	21.296	264.1	47:45.664
24	3	1:30.746	22.111	47.451	21.184	265.4	49:16.410
25	3	1:37.474B	21.958	45.662	29.854	264.1	50:53.884
26	3	3:11.160	2:03.338	46.281	21.541		54:05.044
27	3	1:27.973	21.963	44.961	21.049	263.4	55:33.017
28	3	1:29.640	22.298	46.303	21.039	265.4	57:02.657
29	3	1:28.541	22.031	45.428	21.082	266.0	58:31.198
30	3	1:38.348B	22.497	46.569	29.282	268.0	1:00:09.546

25		Delta-ADR		Oreca 03 - Nissan	
1.Tor GRAVES		3.Robbie KERR		LMP2	
2.James WALKER					

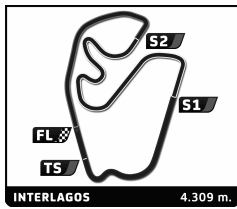
26		G-Drive Racing		Oreca 03 - Nissan			
1.Roman RUSINOV		3.Mike CONWAY		LMP2			
2.John MARTIN							
1	3	1:43.924	34.009	48.515	21.400		1:43.924
2	3	1:29.313	22.531	45.454	21.328	259.6	3:13.237
3	3	1:28.813	22.093	45.474	21.246	262.1	4:42.050
4	3	1:36.909B	22.088	46.518	28.303	262.8	6:18.959
5	3	3:33.047	2:25.891	46.042	21.114		9:52.006
6	3	1:29.608	22.233	46.398	20.977	262.1	11:21.614
7	3	7:20.480B	21.990	45.185	6:13.305	261.5	18:42.094
8	2	9:32.645	8:23.155	48.005	21.485		28:14.739
9	2	1:29.630	23.163	45.264	21.203	261.5	29:44.369
10	2	1:28.947	22.210	45.394	21.343	262.8	31:13.316
11	2	1:27.952	22.075	44.967	20.910	261.5	32:41.268
12	2	1:27.622	21.820	44.736	21.066	264.1	34:08.890
13	2	1:28.612	21.878	45.765	20.969	262.1	35:37.502
14	2	1:28.315	22.017	45.065	21.233	263.4	37:05.817
15	2	1:28.214	22.047	45.117	21.050	266.7	38:34.031
16	2	1:28.399	21.804	44.985	21.610	262.8	40:02.430
17	2	1:27.760	22.055	44.763	20.942	265.4	41:30.190
18	2	1:37.562B	21.820	45.751	29.991	262.8	43:07.752
19	1	4:11.004	3:02.723	47.038	21.243		47:18.756
20	1	1:36.391B	22.139	46.405	27.847	262.1	48:55.147
21	1	2:15.205	1:07.759	46.275	21.171		51:10.352



**FIA WEC**  
**6 Hours of Sao Paulo**  
**Free Practice 3**  
**Sector Analysis**

■ Personal Best ■ Session Best B Crossing the finish line in pit lane

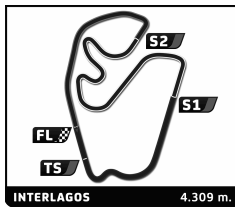
Lap	D	Time	Sector 1	Sector 2	Sector 3	T. Spd	Elapsed	Lap	D	Time	Sector 1	Sector 2	Sector 3	T. Spd	Elapsed
22	1	1:28.748	22.319	45.328	21.101	262.1	52:39.100	17	3	1:38.022 B	22.631	46.665	28.726	264.7	47:09.909
23	1	1:29.434	22.821	45.449	21.164	266.7	54:08.534	18	2	3:57.773	2:49.713	46.944	21.116		51:07.682
24	1	1:28.634	22.163	45.290	21.181	262.1	55:37.168	19	2	1:28.351	21.934	45.327	21.090	267.3	52:36.033
25	1	1:28.591	22.186	45.209	21.196	262.8	57:05.759	20	2	1:29.937	22.336	45.678	21.923	265.4	54:05.970
26	1	1:29.995	22.012	45.911	22.072	264.1	58:35.754	21	2	1:28.022	21.871	45.069	21.082	265.4	55:33.992
27	1	1:38.293 B	21.928	45.948	30.417	263.4	1:00:14.047	22	2	1:30.141	21.757	46.953	21.431	267.3	57:04.133
								23	2	1:35.804	21.673	47.894	26.237	266.7	58:39.937
								24	2	1:28.896	22.455	45.420	21.021	231.8	1:00:08.833
<b>31</b>								<b>35</b>							
<b>Lotus</b> Lotus T128 LMP2 1. Kevin WEEDA 2. Christophe BOUCHUT								<b>OAK Racing</b> Morgan - Nissan LMP2 1. Bertrand BAGUETTE 3. Martin PLOWMAN 2. Ricardo GONZALEZ							
1	2	2:16.012	1:03.395	50.975	21.642		2:16.012	1	2	2:47.246	1:36.654	49.081	21.511		2:47.246
2	2	1:30.489	22.833	46.306	21.350	263.4	3:46.501	2	2	1:30.280	22.395	46.456	21.429	261.5	4:17.526
3	2	1:30.980	22.374	47.210	21.396	265.4	5:17.481	3	2	1:32.218	22.945	47.188	22.085	262.1	5:49.744
4	2	1:30.735	22.631	46.757	21.347	264.7	6:48.216	4	2	1:31.860	22.500	47.247	22.113	263.4	7:21.604
5	2	1:42.097 B	22.856	48.446	30.795	264.7	8:30.313	5	2	1:29.942	22.302	46.197	21.443	262.1	8:51.546
6	2	4:12.362	3:00.624	50.190	21.548		12:42.675	6	2	1:30.995	23.276	46.324	21.395	264.1	10:22.541
7	2	1:56.543 B	23.454	57.877	35.212	264.7	14:39.218	7	2	1:30.209	22.458	46.335	21.416	264.1	11:52.750
8	2	6:48.336	5:39.454	46.888	21.994		21:27.554	8	2	1:45.204 B	22.499	46.011	36.694	264.7	13:37.954
9	2	1:29.505	22.306	46.071	21.128	261.5	22:57.059	9	1	9:11.413	7:49.765	1:00.100	21.548		22:49.367
10	2	1:28.527	21.990	45.337	21.200	266.0	24:25.586	10	1	1:28.638	22.177	45.260	21.201	264.1	24:18.005
11	2	1:28.644	22.013	45.519	21.112	264.7	25:54.230	11	1	1:27.792	21.994	44.697	21.101	264.1	25:45.797
12	2	1:28.970	21.935	45.762	21.273	264.7	27:23.200	12	1	1:28.817	21.732	46.066	21.019	266.0	27:14.614
13	2	1:41.457 B	23.133	47.429	30.895	264.7	29:04.657	13	1	1:27.528	21.846	44.710	20.972	264.7	28:42.142
14	1	3:44.973	2:31.390	51.579	22.004		32:49.630	14	1	1:27.824	21.975	44.687	21.162	267.3	30:09.966
15	1	1:33.495	22.977	48.879	21.639	264.1	34:23.125	15	1	1:25.131 B	21.751	45.009	28.371	265.4	31:45.097
16	1	1:32.834	23.038	48.062	21.734	262.1	35:55.959	16	3	3:35.086	2:27.195	46.721	21.170		35:20.183
17	1	1:34.443	23.092	49.414	21.937	264.1	37:30.402	17	3	1:28.241	22.028	45.164	21.049	264.1	36:48.424
18	1	1:32.466	22.754	47.624	22.088	262.8	39:02.868	18	3	1:28.330	22.006	45.271	21.053	264.1	38:16.754
19	1	1:32.253	22.889	47.710	21.654	261.5	40:35.121	19	3	1:28.640	21.833	45.693	21.114	267.3	39:45.394
20	1	1:32.489	22.918	47.907	21.664	264.7	42:07.610	20	3	1:29.942	22.078	46.868	20.996	268.0	41:15.336
21	1	1:32.927	22.722	48.282	21.923	264.1	43:40.537	21	3	1:27.973	21.853	45.003	21.117	266.7	42:43.309
22	1	1:33.151	23.014	48.115	22.022	262.1	45:13.688	22	3	1:38.834 B	21.832	46.599	30.403	265.4	44:22.143
23	1	1:46.805 B	23.107	49.591	34.107	264.1	47:00.493	23	3	4:49.037	3:40.717	47.079	21.241		49:11.180
24	1	5:58.802	4:47.809	49.066	21.927		52:59.295	24	3	1:30.628	22.796	46.701	21.131	265.4	50:41.808
25	1	1:32.719	22.745	48.164	21.810	260.9	54:32.014	25	3	1:30.081	22.279	46.300	21.502	266.7	52:11.889
26	1	1:32.659	22.746	48.183	21.730	262.8	56:04.673	26	3	1:28.742	22.033	45.574	21.135	265.4	53:40.631
27	1	1:32.376	22.752	47.555	22.069	263.4	57:37.049	27	3	1:29.790	21.976	46.149	21.665	267.3	55:10.421
28	1	1:32.068	22.597	47.593	21.878	261.5	59:09.117	28	3	1:30.611	22.745	46.658	21.208	267.3	56:41.032
29	1	1:32.228	22.758	47.683	21.787	262.8	1:00:41.345	29	3	1:37.525 B	22.457	45.724	29.344	267.3	58:18.557
<b>32</b>								<b>41</b>							
<b>Lotus</b> Lotus T128 LMP2 1. Thomas HOLZER 3. Jan CHAROUZ 2. Dominik KRAIHAMER								<b>Greaves Motorsport</b> Zytek Z11SN - Nissan LMP2 1. Christian ZUGEL 3. Björn WIRDHEIM 2. Gunnar JEANNETTE							
1	1	3:07.204	1:56.951	48.934	21.319		3:07.204	1	3	1:51.499	36.510	52.708	22.281		1:51.499
2	1	1:30.409	22.340	46.431	21.638	266.0	4:37.613	2	3	1:32.223	23.195	47.311	21.717	252.3	3:23.722
3	1	1:30.120	22.594	46.213	21.313	264.7	6:07.733	3	3	1:28.732	22.273	45.202	21.257	253.5	4:52.454
4	1	1:31.066	22.853	46.891	21.322	264.7	7:38.799	4	3	1:29.107	21.980	45.865	21.262	255.9	6:21.561
5	1	1:38.707 B	22.296	47.013	29.398	265.4	9:17.506	5	3	1:36.843 B	21.937	45.723	29.183	255.9	7:58.404
6	1	12:29.197	...	48.195	21.392		21:46.703	6	3	4:49.127	3:38.157	49.712	21.258		12:47.531
7	1	1:31.011	22.496	47.284	21.231	264.7	23:17.714	7	3	1:59.267 B	26.098	56.796	36.373	254.7	14:46.798
8	1	1:30.186	22.520	46.469	21.197	266.7	24:47.900	8	3	6:56.055	5:45.519	49.110	21.426		21:42.853
9	1	1:31.334	23.241	46.895	21.198	269.3	26:19.234	9	3	1:28.735	21.974	45.358	21.403	254.7	23:11.588
10	1	1:38.913 B	22.352	46.830	29.731	264.7	27:58.147	10	3	1:29.683	23.350	45.154	21.179	258.4	24:41.271
11	3	9:56.491	8:46.150	48.665	21.676		37:54.638	11	3	1:28.123	22.156	44.845	21.122	256.5	26:09.394
12	3	1:31.255	22.598	47.000	21.657	262.8	39:25.893	12	3	1:35.593 B	21.870	44.808	28.915	256.5	27:44.987
13	3	1:31.765	22.563	47.300	21.902	264.7	40:57.658	13	3	3:16.801	2:07.751	47.822	21.228		31:01.788
14	3	1:31.116	22.489	46.889	21.738	263.4	42:28.774	14	3	1:28.137	22.029	44.921	21.187	254.1	32:29.925
15	3	1:31.863	23.119	47.171	21.573	264.1	44:00.637								
16	3	1:31.250	23.152	46.617	21.481	264.7	45:31.887								



**FIA WEC**  
**6 Hours of Sao Paulo**  
**Free Practice 3**  
**Sector Analysis**

■ Personal Best ■ Session Best ■ Crossing the finish line in pit lane

Lap	D	Time	Sector 1	Sector 2	Sector 3	T. Spd	Elapsed	Lap	D	Time	Sector 1	Sector 2	Sector 3	T. Spd	Elapsed
15	3	1:27.605	21.916	44.622	21.067	255.9	33:57.530	4	3	1:29.658	22.544	45.925	21.189	263.4	9:53.382
16	3	1:38.284 B	21.925	46.422	29.937	255.9	35:35.814	5	3	1:29.094	22.110	45.841	21.143	262.1	11:22.476
17	2	3:17.669	2:08.129	48.142	21.398		38:53.483	6	3	1:29.531	22.462	45.641	21.428	262.8	12:52.007
18	2	1:30.390	22.389	46.386	21.615	256.5	40:23.873	7	3	1:57.305 B	23.490	57.097	36.718	263.4	14:49.312
19	2	1:28.938	22.240	45.398	21.300	255.9	41:52.811	8	2	6:43.625	5:33.905	47.890	21.830		21:32.937
20	2	1:29.251	22.215	45.659	21.377	255.9	43:22.062	9	2	1:29.599	22.241	45.726	21.632	263.4	23:02.536
21	2	1:38.221 B	22.070	45.485	30.666	255.9	45:00.283	10	2	1:28.151	21.936	45.001	21.214	262.8	24:30.687
22	2	2:42.451	1:32.238	48.433	21.780		47:42.734	11	2	1:28.303	21.941	45.127	21.235	262.8	25:58.990
23	2	1:29.432	22.344	45.628	21.460	254.7	49:12.166	12	2	1:28.141	22.134	44.839	21.168	263.4	27:27.131
24	2	1:39.812 B	22.468	46.790	30.554	257.1	50:51.978	13	2	1:38.307 B	22.511	46.069	29.727	263.4	29:05.438
25	1	2:57.375	1:45.957	48.961	22.457		53:49.353	14	1	3:28.170	2:16.127	50.509	21.534		32:33.608
26	1	1:34.825	23.367	49.437	22.021	251.2	55:24.178	15	1	1:31.344	22.515	47.086	21.743	259.6	34:04.952
27	1	1:33.255	23.644	47.786	21.825	252.3	56:57.433	16	1	1:30.485	22.502	46.623	21.360	259.0	35:35.437
28	1	1:33.392	23.183	48.095	22.114	254.7	58:30.825	17	1	1:30.248	22.326	46.539	21.383	260.2	37:05.685
29	1	1:34.762	23.754	48.831	22.177	254.7	1:00:05.587	18	1	1:31.186	22.959	46.781	21.446	260.9	38:36.871
<b>45</b> <b>OAK Racing</b> Morgan - Nissan LMP2 1. Jacques NICOLET 2. Jean-Marc MERLIN 3. Keiko IHARA								<b>45</b> <b>Larbre Competition</b> Chevrolet Corvette C6-ZR1 LMGTE Am 1. Patrick BORNHAUSER 2. Julien CANAL 3. Fernando REES							
1	3	2:19.082	1:02.731	53.797	22.554		2:19.082	1	1	2:12.715 B	42.442	56.319	33.954		2:12.715
2	3	1:33.241	23.601	47.904	21.736	258.4	3:52.323	2	1	3:38.280	2:21.643	52.930	23.707		5:50.995
3	3	1:31.766	22.801	47.325	21.640	259.6	5:24.089	3	1	1:40.096	25.413	51.460	23.223	246.0	7:31.091
4	3	1:30.879	22.724	46.700	21.455	262.8	6:54.968	4	1	1:38.122	24.608	50.416	23.098	248.3	9:09.213
5	3	1:32.210	22.782	47.628	21.800	260.9	8:27.178	5	1	1:37.850	24.568	50.302	22.980	249.4	10:47.063
6	3	1:34.429	22.720	49.541	22.168	262.1	10:01.607	6	1	1:37.479	24.314	50.302	22.863	249.4	12:24.542
7	3	1:32.129	23.197	47.252	21.680	253.5	11:33.736	7	1	1:58.579 B	24.348	57.761	36.470	250.0	14:23.121
8	3	1:31.289	22.886	46.889	21.514	260.9	13:05.025	8	2	7:50.226	6:35.567	51.659	23.000		22:13.347
9	3	2:11.324 B	26.510	59.448	45.366	260.9	15:16.349	9	2	1:36.911	24.138	49.899	22.874	248.8	23:50.258
10	1	6:47.247	5:36.193	49.531	21.523		22:03.596	10	2	1:36.388	24.072	49.533	22.783	250.6	25:26.646
11	1	1:31.611	22.578	47.524	21.509	259.6	23:35.207	11	2	1:37.845	23.860	51.041	22.944	251.2	27:04.491
12	1	1:31.003	22.869	46.630	21.504	264.1	25:06.210	12	2	1:36.408	23.863	49.706	22.839	251.7	28:40.899
13	1	1:31.501	22.668	47.106	21.727	261.5	26:37.711	13	2	1:36.011	23.764	49.475	22.772	250.6	30:16.910
14	1	1:30.779	22.485	47.085	21.209	262.8	28:08.490	14	2	1:36.038	23.809	49.429	22.800	250.6	31:52.948
15	1	1:37.253	22.257	51.725	23.271	263.4	29:45.743	15	2	1:45.886 B	23.809	49.883	32.194	250.0	33:38.834
16	1	1:30.984	22.420	47.008	21.556	261.5	31:16.727	16	3	4:28.366	3:11.411	53.738	23.217		38:07.200
17	1	1:33.227	23.327	48.395	21.505	262.8	32:49.954	17	3	1:36.912	23.934	50.224	22.754	250.6	39:44.112
18	1	1:30.970	22.942	46.734	21.294	264.1	34:20.924	18	3	1:36.491	23.722	50.009	22.760	252.3	41:20.603
19	1	1:30.517	22.375	46.485	21.657	262.8	35:51.441	19	3	1:45.758 B	24.426	50.329	31.003	251.7	43:06.361
20	1	1:48.576 B	23.007	50.866	34.703	260.9	37:40.017	20	3	3:01.357	1:48.496	50.045	22.816		46:07.718
21	2	4:10.370	2:58.024	49.821	22.525		41:50.387	21	3	1:35.656	23.662	49.254	22.740	250.0	47:43.374
22	2	1:33.507	23.288	48.560	21.659	257.8	43:23.894	22	3	1:36.285	23.760	49.787	22.738	252.3	49:19.659
23	2	1:31.843	22.975	47.122	21.746	260.9	44:55.737	23	3	1:35.504	23.735	49.113	22.656	251.7	50:55.163
24	2	1:31.875	22.965	47.414	21.496	259.6	46:27.612	24	3	1:35.412	23.473	49.247	22.692	251.7	52:30.575
25	2	1:33.131	22.970	48.077	22.084	261.5	48:00.743	25	3	1:45.624 B	23.598	49.336	32.690	251.7	54:16.199
26	2	1:34.271	23.802	48.955	21.514	252.3	49:35.014								
27	2	1:31.251	22.798	46.970	21.483	259.6	51:06.265								
28	2	1:32.691	22.713	48.383	21.595	261.5	52:38.956								
29	2	1:32.250	23.366	47.370	21.514	262.1	54:11.206								
30	2	1:31.097	22.754	46.878	21.465	261.5	55:42.303								
31	2	1:31.114	22.767	47.066	21.281	262.1	57:13.417								
32	2	1:30.859	22.776	46.746	21.337	263.4	58:44.276								
33	2	1:31.063	22.795	46.986	21.282	262.1	1:00:15.339								
<b>49</b> <b>Pecom Racing</b> Oreca 03 - Nissan LMP2 1. Luis PEREZ COMPANC 2. Nicolas MINASSIAN 3. Pierre KAFFER															
1	3	1:51.219	35.923	52.820	22.476		1:51.219								
2	3	1:42.196 B	23.459	49.511	29.226	257.8	3:33.415								
3	3	4:50.309	3:39.600	49.012	21.697		8:23.724								

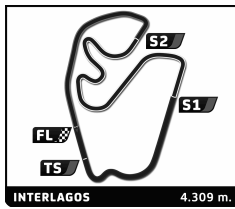


**FIA WEC**  
**6 Hours of Sao Paulo**  
**Free Practice 3**  
**Sector Analysis**

■ Personal Best ■ Session Best B Crossing the finish line in pit lane

Lap	D	Time	Sector 1	Sector 2	Sector 3	T. Spd	Elapsed	Lap	D	Time	Sector 1	Sector 2	Sector 3	T. Spd	Elapsed
<b>51</b> <b>AF Corse</b> Ferrari F458 Italia 1. Gianmaria BRUNI LMGTE Pro 2. Giancarlo FISICHHELLA															
1	2	2:00.246	45.813	51.678	22.755		2:00.246	22	1	1:39.610	25.078	51.286	23.246	246.6	48:31.261
2	2	1:36.070	23.894	49.557	22.619	253.5	3:36.316	23	1	1:39.519	25.214	51.239	23.066	248.3	50:10.780
3	2	1:35.427	23.569	49.199	22.659	255.3	5:11.743	24	1	1:40.257	24.943	52.215	23.099	250.6	51:51.037
4	2	1:35.697	23.842	49.075	22.780	255.3	6:47.440	25	1	1:38.446	24.561	50.913	22.972	250.6	53:29.483
5	2	1:36.190	23.669	49.849	22.672	254.7	8:23.630	26	1	1:39.635	24.739	51.150	23.746	250.6	55:09.118
6	2	1:35.357	23.553	49.210	22.594	255.9	9:58.987	27	1	1:38.899	24.683	51.298	22.918	249.4	56:48.017
7	2	1:42.627 B	23.476	49.199	29.952	254.1	11:41.614	28	1	1:38.939	24.593	51.304	23.042	250.6	58:26.956
8	2	9:46.242	8:33.380	49.964	22.898		21:27.856	29	1	1:40.181	24.633	51.350	24.198	251.2	1:00:07.137
9	2	1:35.867	23.613	49.388	22.866	252.3	23:03.723								
10	2	1:35.054	23.609	48.822	22.623	254.1	24:38.777								
11	2	1:35.237	23.477	49.039	22.721	254.1	26:14.014								
12	2	1:42.059 B	23.511	48.957	29.591	252.9	27:56.073								
13	1	3:09.596	1:56.370	50.619	22.607		31:05.669								
14	1	1:35.298	23.524	49.193	22.581	251.7	32:40.967								
15	1	1:35.340	23.779	49.098	22.463	252.3	34:16.307								
16	1	1:35.309	23.664	48.889	22.756	252.9	35:51.616								
17	1	1:36.088	23.698	49.788	22.602	252.3	37:27.704								
18	1	1:35.262	23.587	49.062	22.613	252.9	39:02.966								
19	1	1:44.270 B	24.372	49.098	30.800	250.6	40:47.236								
20	1	3:28.417	2:11.182	53.586	23.649		44:15.653								
21	1	1:33.510	23.446	47.735	22.329	251.7	45:49.163								
22	1	1:33.251	23.226	47.764	22.261	252.3	47:22.414								
23	1	1:37.465	23.889	50.963	22.613	252.9	48:59.879								
24	1	1:38.861	23.401	52.711	22.749	252.3	50:38.740								
25	1	1:41.881 B	23.380	48.014	30.487	252.9	52:20.621								
26	1	2:37.838	1:23.240	51.982	22.616		54:58.459								
27	1	1:34.131	23.337	48.411	22.383	252.9	56:32.590								
28	1	1:34.001	23.248	48.308	22.445	254.7	58:06.591								
29	1	1:33.828	23.202	48.120	22.506	254.7	59:40.419								
30	1	1:33.958	23.262	48.173	22.523	255.3	1:01:14.377								
<b>57</b> <b>Krohn Racing</b> Ferrari F458 Italia 1. Tracy KROHN LMGTE Am 2. Niclas JONSSON 3. Maurizio MEDIANI															
1	3	2:03.721	45.350	54.910	23.461		2:03.721								
2	3	1:42.380	25.147	54.023	23.210	226.4	3:46.101								
3	3	1:37.659	24.435	49.802	23.422	246.6	5:23.760								
4	3	1:36.026	24.196	48.998	22.832	250.0	6:59.786								
5	3	1:35.697	23.810	49.130	22.757	249.4	8:35.483								
6	3	1:35.530	23.868	49.058	22.604	250.6	10:11.013								
7	3	1:34.923	23.643	48.665	22.615	251.7	11:45.936								
8	3	1:50.685 B	23.678	49.047	37.960	250.6	13:36.621								
9	2	8:22.532	7:07.863	51.738	22.931		21:59.153								
10	2	1:35.867	23.985	49.079	22.803	250.0	23:35.020								
11	2	1:36.069	24.178	49.095	22.796	250.6	25:11.089								
12	2	1:35.811	23.918	49.137	22.756	250.0	26:46.900								
13	2	1:35.390	23.785	48.888	22.717	250.0	28:22.290								
14	2	1:35.459	23.726	49.032	22.701	249.4	29:57.749								
15	2	1:35.651	23.899	49.036	22.716	250.0	31:33.400								
16	2	1:45.125 B	23.813	48.876	32.436	249.4	33:18.525								
17	2	3:08.953	1:52.843	53.417	22.693		36:27.478								
18	2	1:35.025	23.686	48.684	22.655	250.6	38:02.503								
19	2	1:39.083	24.027	52.240	22.816	250.6	39:41.586								
20	2	1:48.892 B	23.615	52.131	33.146	249.4	41:30.478								
21	1	5:21.173	4:02.578	54.930	23.665		46:51.651								
<b>61</b> <b>AF Corse</b> Ferrari F458 Italia 1. Jack GERBER LMGTE Am 2. Matt GRIFFIN 3. Marco CIOCI															
1	1	2:59.129	1:42.584	53.181	23.364		2:59.129								
2	1	1:39.595	24.423	51.925	23.247	249.4	4:38.724								
3	1	1:39.631	24.600	51.704	23.327	249.4	6:18.355								
4	1	1:40.451	24.715	52.048	23.688	250.0	7:58.806								
5	1	1:38.810	24.572	52.154	23.084	250.0	9:38.616								
6	1	1:39.152	24.800	51.168	23.184	251.2	11:17.768								
7	1	1:39.999	24.149	52.831	23.019	252.9	12:57.767								
8	1	2:10.208 B	30.184	1:00.800	39.224	250.0	15:07.975								
9	1	7:13.471	5:55.545	54.544	23.382		22:21.446								
10	1	1:38.880	24.591	51.275	23.014	251.2	24:00.326								
11	1	1:39.701	24.722	51.825	23.154	251.7	25:40.027								
12	1	1:38.126	24.189	50.734	23.203	252.3	27:18.153								
13	1	1:37.773	24.198	50.557	23.018	252.3	28:55.926								
14	1	1:54.273 B	24.790	56.079	33.404	251.2	30:50.199								
15	3	3:15.805	2:02.201	50.601	23.003		34:06.004								
16	3	1:40.150	24.004	53.343	22.803	251.2	35:46.154								
17	3	1:35.500	23.832	49.053	22.615	250.6	37:21.654								
18	3	1:45.747 B	23.952	50.723	31.072	251.2	39:07.401								
19	3	2:54.608	1:42.226	49.812	22.570		42:02.009								
20	3	1:35.039	23.744	48.624	22.671	252.3	43:37.048								
21	3	1:35.058	23.821	48.660	22.577	252.9	45:12.106								
22	3	1:49.517 B	23.572	50.521	35.424	252.3	47:01.623								
23	2	3:21.202	2:06.900	50.938	23.364		50:22.825								
24	2	1:34.635	23.489	48.575	22.571	254.1	51:57.460								
25	2	1:35.389	23.833	49.048	22.508	255.9	53:32.849								
26	2	1:35.815	23.731	49.167	22.917	252.9	55:08.664								
27	2	1:35.277	23.618	49.105	22.554	252.9	56:43.941								
28	2	1:34.664	23.470	48.680	22.514	254.7	58:18.605								
29	2	1:34.754	23.509	48.682	22.563	254.1	59:53.359								
30	2	1:34.893	23.513	48.777	22.603	254.1	1:01:28.252								
<b>71</b> <b>AF Corse</b> Ferrari F458 Italia 1. Kamui KOBAYASHI LMGTE Pro 2. Toni VILANDER															
1	2	1:56.542	42.448	51.450	22.644		1:56.542								
2	2	1:35.080	23.561	48.939	22.580	253.5	3:31.622								
3	2	1:35.399	23.533	49.152	22.714	255.3	5:07.021								
4	2	1:34.649	23.437	48.581	22.631	252.9	6:41.670								
5	2	1:34.230	23.403	48.198	22.629	252.3	8:15.900								
6	2	1:34.378	23.421	48.352	22.605	251.2	9:50.278								
7	2	1:44.134 B	23.413	49.656	31.065	251.7	11:34.412								
8	2	10:10.632	8:58.396	49.489	22.747		21:45.044								
9	2	1:35.023	23.328	49.122	22.573	253.5	23:20.067								
10	2	2:20.750 B	23.392	1:08.056	49.302	253.5	25:40.817								
11	1	14:49.904	...	53.763	22.829		40:30.721								
12	1	1:35.217	23.467	49.249	22.501	250.6	42:05.938								
13	1	1:34.634	23.415	48.741	22.478	252.9	43:40.572								

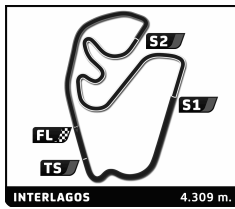




**FIA WEC**  
**6 Hours of Sao Paulo**  
**Free Practice 3**  
**Sector Analysis**

■ Personal Best ■ Session Best B Crossing the finish line in pit lane

Lap	D	Time	Sector 1	Sector 2	Sector 3	T. Spd	Elapsed	Lap	D	Time	Sector 1	Sector 2	Sector 3	T. Spd	Elapsed
14	1	1:46.764 B	24.980	51.393	30.391	252.9	45:27.336	15	2	1:35.564	23.517	49.336	22.711	254.1	34:47.368
15	1	2:55.338	1:42.775	49.703	22.860		48:22.674	16	2	1:35.184	23.657	49.147	22.380	254.1	36:22.552
16	1	1:34.034	23.247	48.372	22.415	252.3	49:56.708	17	2	1:44.140 B	23.636	49.153	31.351	254.1	38:06.692
17	1	1:33.858	23.256	48.138	22.464	252.9	51:30.566	18	1	3:57.787	2:42.648	51.692	23.447		42:04.479
18	1	1:41.368 B	23.224	48.353	29.791	252.9	53:11.934	19	1	1:39.194	25.283	51.099	22.812	252.3	43:43.673
19	2	2:38.655	1:26.462	49.681	22.512		55:50.589	20	1	1:36.685	23.932	50.128	22.625	252.3	45:20.358
20	2	1:34.052	23.269	48.268	22.515	253.5	57:24.641	21	1	1:36.536	23.794	49.995	22.747	251.2	46:56.894
21	2	1:34.353	23.282	48.498	22.573	254.1	58:58.994	22	1	1:36.121	23.813	49.581	22.727	251.2	48:33.015
22	2	1:46.254 B	23.312	49.518	33.424	254.7	1:00:45.248	23	1	1:37.870	23.884	51.084	22.902	252.9	50:10.885
<b>76 IMSA Performance Matmut</b> Porsche 911 GT3 RSR								<b>88 Proton Competition</b> Porsche 911 GT3 RSR							
1.Raymond NARAC								1.Christian RIED							
2.Jean-Karl VERNAY								2.Gianluca RODA							
3.Christophe BOURRET								3.Paolo RUBERTI							
LMGTE Am								LMGTE Am							
1	3	2:21.760	53.994	1:02.567	25.199		2:21.760	1	3	2:15.695	59.447	53.515	22.733		2:15.695
2	3	1:41.630	25.652	52.538	23.440	246.0	4:03.390	2	3	1:36.770	24.548	49.501	22.721	251.7	3:52.465
3	3	1:41.175	25.021	52.756	23.398	247.1	5:44.565	3	3	1:36.020	24.086	49.226	22.708	254.1	5:28.485
4	3	1:40.541	24.930	52.288	23.323	248.3	7:25.106	4	3	1:35.450	23.796	49.047	22.607	253.5	7:03.935
5	3	1:39.341	24.455	51.639	23.247	249.4	9:04.447	5	3	1:35.481	23.697	49.216	22.568	252.9	8:39.416
6	3	1:39.166	24.673	51.288	23.205	250.0	10:43.613	6	3	1:47.623 B	24.014	51.934	31.675	253.5	10:27.039
7	3	1:38.389	24.517	51.133	22.739	250.0	12:22.002	7	3	3:02.440 B	1:32.984	49.422	40.034		13:29.479
8	3	1:52.480 B	24.444	55.591	32.445	251.7	14:14.482	8	3	8:23.443	7:10.024	50.057	23.362		21:52.922
9	3	7:53.909	6:36.197	54.349	23.363		22:08.391	9	3	1:34.755	23.735	48.485	22.535	251.7	23:27.677
10	3	1:48.809 B	25.432	52.825	30.552	250.6	23:57.200	10	3	1:36.122	23.576	49.986	22.560	254.1	25:03.799
11	2	2:55.309	1:41.507	51.155	22.647		26:52.509	11	3	1:34.969	23.441	48.683	22.845	254.1	26:38.768
12	2	1:36.158	24.001	49.208	22.949	252.3	28:28.667	12	3	1:35.597	23.735	49.250	22.612	253.5	28:14.365
13	2	1:35.388	23.799	48.950	22.639	253.5	30:04.055	13	3	1:44.478 B	23.717	50.160	30.601	253.5	29:58.843
14	2	1:44.541 B	24.250	49.968	30.323	252.3	31:48.596	14	1	3:11.468	1:58.591	50.174	22.703		33:10.311
15	2	2:55.536	1:43.004	49.709	22.823		34:44.132	15	1	1:37.495	23.926	50.096	23.473	251.2	34:47.806
16	2	1:35.701	23.975	49.127	22.599	252.3	36:19.833	16	1	1:36.465	24.134	49.636	22.695	250.6	36:24.271
17	2	1:46.394 B	24.228	50.667	31.499	254.1	38:06.227	17	1	1:36.831	24.093	50.057	22.681	252.9	38:01.102
18	2	3:49.125	2:32.419	54.029	22.677		41:55.352	18	1	1:39.194	25.835	50.539	22.820	251.7	39:40.296
19	2	1:34.686	23.693	48.603	22.390	252.3	43:30.038	19	1	1:39.011	24.304	51.814	22.893	250.6	41:19.307
20	2	1:34.753	23.645	48.553	22.555	251.7	45:04.791	20	1	1:45.991 B	24.257	50.772	30.962	250.6	43:05.298
21	2	1:34.648	23.626	48.453	22.569	251.7	46:39.439	21	2	3:12.595	1:57.601	52.009	22.985		46:17.893
22	2	1:44.611 B	23.821	49.705	31.085	252.3	48:24.050	22	2	1:42.452	27.991	51.616	22.845	250.0	48:00.345
23	1	3:11.216	1:57.878	50.502	22.836		51:35.266	23	2	1:37.945	25.123	50.124	22.698	251.2	49:38.290
24	1	1:37.406	23.873	50.886	22.647	251.7	53:12.672	24	2	1:36.572	23.881	49.998	22.693	251.7	51:14.862
25	1	1:35.697	23.802	49.281	22.614	251.2	54:48.369	25	2	1:36.842	24.171	49.871	22.800	252.3	52:51.704
26	1	1:35.874	23.685	49.436	22.753	251.7	56:24.243	26	2	1:36.394	23.961	49.774	22.659	251.7	54:28.098
27	1	1:45.902 B	23.859	50.122	31.921	252.3	58:10.145	27	2	1:41.798	26.459	52.523	22.816	252.3	56:09.896
28	1	2:50.332	1:37.240	50.354	22.738		1:01:00.477	28	2	1:36.846	24.187	49.973	22.686	252.9	57:46.742
<b>81 8 Star Motorsports</b> Ferrari F458 Italia								<b>91 Porsche AG Team Manthey</b> Porsche 911 RSR							
1.Vicente POTOLICCHIO								1.Jörg BERGMEISTER							
2.Rui AGUAS								2.Patrick PILET							
3.Davide RIGON								LMGTE Pro							
1	3	1:55.095	38.318	53.832	22.945		1:55.095	1	2	1:59.823	45.505	51.551	22.767		1:59.823
2	3	1:36.147	23.990	49.533	22.624	250.0	3:31.242	2	2	1:35.858	24.053	49.127	22.678	251.2	3:35.681
3	3	1:41.027	25.261	50.774	24.992	253.5	5:12.269	3	2	1:35.134	23.508	48.988	22.638	252.9	5:10.815
4	3	1:36.161	23.974	49.457	22.730	254.1	6:48.430	4	2	1:35.985	23.559	49.856	22.570	253.5	6:46.800
5	3	1:48.464 B	23.807	52.947	31.710	254.7	8:36.894	5	2	1:36.097	23.870	49.601	22.626	255.3	8:22.897
6	3	3:17.720	2:04.696	50.515	22.509		11:54.614								
7	3	1:47.981 B	23.307	48.255	36.419	253.5	13:42.595								
8	3	8:13.637	6:57.028	53.303	23.306		21:56.232								
9	3	1:34.393	23.448	48.530	22.415	254.1	23:30.625								
10	3	1:43.487 B	23.643	48.859	30.985	253.5	25:14.112								
11	2	3:09.872	1:57.328	50.004	22.540		28:23.984								
12	2	1:36.960	24.129	50.323	22.508	253.5	30:00.944								
13	2	1:35.762	23.786	49.488	22.488	253.5	31:36.706								
14	2	1:35.098	23.511	48.907	22.680	252.9	33:11.804								



**FIA WEC**  
**6 Hours of Sao Paulo**  
**Free Practice 3**  
**Sector Analysis**

INTERLAGOS 4.309 m.

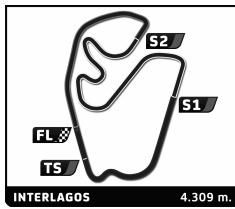
Personal Best Session Best B Crossing the finish line in pit lane

Lap	D	Time	Sector 1	Sector 2	Sector 3	T. Spd	Elapsed	Lap	D	Time	Sector 1	Sector 2	Sector 3	T. Spd	Elapsed
6	2	1:41.553 B	23.613	48.721	29.219	251.7	10:04.450	5	2	1:38.042	24.393	50.874	22.775	252.9	8:24.577
7	2	12:15.616	...	52.550	23.701		22:20.066	6	2	1:36.938	24.107	50.103	22.728	255.3	10:01.515
8	2	1:34.279	23.534	48.296	22.449	250.0	23:54.345	7	2	1:37.530	24.616	50.271	22.643	252.9	11:39.045
9	2	1:33.673	23.320	47.953	22.400	251.7	25:28.018	8	2	1:53.956 B	24.010	50.243	39.703	253.5	13:33.001
10	2	1:35.584	23.279	49.559	22.746	252.9	27:03.602	9	2	8:01.030	6:45.403	51.815	23.812		21:34.031
11	2	1:33.750	23.442	48.000	22.308	251.2	28:37.352	10	2	1:37.183	24.113	50.213	22.857	252.9	23:11.214
12	2	<b>1:33.167</b>	<b>23.063</b>	<b>47.826</b>	<b>22.278</b>	251.7	30:10.519	11	2	1:35.780	23.742	49.562	22.476	252.9	24:46.994
13	2	1:41.086 B	23.549	48.504	29.033	253.5	31:51.605	12	2	1:39.848	27.222	50.051	22.575	253.5	26:26.842
14	1	5:42.886	4:27.700	52.275	22.911		37:34.491	13	2	1:36.377	23.930	49.642	22.805	253.5	28:03.219
15	1	1:34.686	23.537	48.503	22.646	250.0	39:09.177	14	2	1:36.620	24.001	49.842	22.777	251.7	29:39.839
16	1	1:34.537	23.506	48.491	22.540	250.0	40:43.714	15	2	1:36.420	24.297	49.685	22.438	251.7	31:16.259
17	1	1:34.507	23.519	48.406	22.582	250.0	42:18.221	16	2	1:38.390	23.856	51.470	23.064	253.5	32:54.649
18	1	1:41.386 B	23.311	48.430	29.645	250.0	43:59.607	17	2	1:36.275	23.837	49.781	22.657	254.1	34:30.924
19	1	5:10.065	3:57.923	49.536	22.606		49:09.672	18	2	1:47.481 B	24.588	50.071	32.822	253.5	36:18.405
20	1	1:36.723	23.624	50.239	22.860	248.3	50:46.395	19	3	3:04.729	1:52.617	49.266	22.846		39:23.134
21	1	1:34.474	23.494	48.440	22.540	249.4	52:20.869	20	3	1:34.802	23.792	48.574	22.436	251.7	40:57.936
22	1	1:34.485	23.363	48.585	22.537	250.6	53:55.354	21	3	1:34.671	23.648	48.597	22.426	253.5	42:32.607
23	1	1:34.550	23.369	48.615	22.566	250.6	55:29.904	22	3	1:34.586	23.696	48.491	22.399	251.7	44:07.193
24	1	1:42.601 B	23.544	49.211	29.846	251.7	57:12.505	23	3	<b>1:34.448</b>	<b>23.593</b>	<b>48.398</b>	<b>22.457</b>	<b>253.5</b>	<b>45:41.641</b>
								24	3	1:34.661	23.610	48.659	<b>22.392</b>	251.7	47:16.302
								25	3	1:42.895 B	23.657	49.003	30.235	253.5	48:59.197
								26	1	2:41.926	1:28.337	50.688	22.901		51:41.123
								27	1	1:35.741	23.710	49.414	22.617	252.9	53:16.864
								28	1	1:35.467	23.702	49.131	22.634	252.9	54:52.331
								29	1	1:35.388	23.649	49.161	22.578	253.5	56:27.719
								30	1	1:35.073	<b>23.405</b>	49.127	22.541	254.1	58:02.792
								31	1	1:35.178	23.637	49.086	22.455	254.7	59:37.970
								32	1	1:35.356	23.754	49.072	22.530	253.5	1:01:13.326

92		Porsche AG Team Manthey				Porsche 911 RSR	
		1. Marc LIEB				LMGTE Pro	
		2. Richard LIETZ					
1	1	1:47.973	33.846	51.398	22.729		1:47.973
2	1	1:36.283	24.115	49.605	22.563	250.0	3:24.256
3	1	1:35.790	24.226	49.067	22.497	252.9	5:00.046
4	1	1:42.680 B	23.607	49.091	29.982	251.7	6:42.726
5	1	2:35.429	1:25.000	48.090	22.339		9:18.155
6	1	1:33.452	23.356	47.874	<b>22.222</b>	250.6	10:51.607
7	1	<b>1:33.344</b>	<b>23.164</b>	<b>47.817</b>	22.363	251.7	12:24.951
8	1	1:50.730 B	24.002	53.405	33.323	253.5	14:15.681
9	2	8:13.431	6:59.230	51.596	22.605		22:29.112
10	2	1:34.436	23.490	48.525	22.421	250.6	24:03.548
11	2	1:35.064	23.458	49.174	22.432	251.7	25:38.612
12	2	1:33.723	23.325	47.849	22.549	251.7	27:12.335
13	2	1:40.788 B	23.395	48.127	29.266	251.2	28:53.123
14	2	6:47.953	5:33.280	52.021	22.652		35:41.076
15	2	1:34.740	23.709	48.420	22.611	248.8	37:15.816
16	2	1:34.379	23.516	48.350	22.513	248.3	38:50.195
17	2	1:34.263	23.374	48.297	22.592	249.4	40:24.458
18	2	1:34.001	23.367	48.109	22.525	251.7	41:58.459
19	2	1:34.440	23.413	48.443	22.584	249.4	43:32.899
20	2	1:34.758	23.551	48.616	22.591	250.6	45:07.657
21	2	1:34.424	23.465	48.398	22.561	250.0	46:42.081
22	2	1:34.600	23.421	48.587	22.592	250.6	48:16.681
23	2	1:34.551	23.463	48.504	22.584	250.0	49:51.232
24	2	1:34.527	23.490	48.407	22.630	250.0	51:25.759
25	2	1:42.817 B	23.495	49.904	29.418	249.4	53:08.576
26	2	4:28.862	3:15.429	50.543	22.890		57:37.438
27	2	1:35.195	23.710	48.867	22.618	250.6	59:12.633
28	2	1:34.951	23.693	48.445	22.813	250.0	1:00:47.584

95		Aston Martin Racing				Aston Martin Vantage V8	
		1. Christoffer NYGAARD				LMGTE Am	
		3. Nicki THIM					
		2. Kristian POULSEN					
1	2	1:51.183	33.675	54.297	23.211		1:51.183
2	2	1:38.986	25.194	51.065	22.727	247.7	3:30.169
3	2	1:38.453	24.330	51.235	22.888	252.3	5:08.622
4	2	1:37.913	24.298	50.978	22.637	252.9	6:46.535

96		Aston Martin Racing				Aston Martin Vantage V8	
		1. Stuart HALL				LMGTE Am	
		2. Jamie CAMPBELL-WALTER					
1	2	2:41.798	1:25.624	53.107	23.067		2:41.798
2	2	1:38.254	24.329	51.224	22.701	248.8	4:20.052
3	2	1:37.853	24.187	50.887	22.779	251.7	5:57.905
4	2	1:44.333 B	24.306	49.596	30.431	251.7	7:42.238
5	2	3:13.485	1:59.708	51.265	22.512		10:55.723
6	2	1:36.490	23.477	50.289	22.724	252.3	12:32.213
7	2	1:53.941 B	23.549	52.611	37.781	252.9	14:26.154
8	2	7:10.946	5:53.655	54.262	23.029		21:37.100
9	2	1:35.573	23.923	49.093	22.557	251.2	23:12.673
10	2	1:34.846	23.599	48.807	22.440	255.3	24:47.519
11	2	1:45.197 B	25.675	49.692	29.830	255.9	26:32.716
12	1	3:09.248	1:56.497	50.145	22.606		29:41.964
13	1	1:35.389	23.829	49.089	22.471	254.7	31:17.353
14	1	1:36.581	23.505	50.480	22.596	255.3	32:53.934
15	1	1:35.061	23.744	48.901	22.416	254.1	34:28.995
16	1	1:35.141	23.593	49.048	22.500	253.5	36:04.136
17	1	<b>1:34.574</b>	<b>23.526</b>	<b>48.592</b>	22.456	252.3	37:38.710
18	1	1:35.754	23.920	49.255	22.579	253.5	39:14.464
19	1	1:35.587	23.792	49.198	22.597	252.3	40:50.051
20	1	1:35.265	23.767	49.045	22.453	252.9	42:25.316
21	1	1:35.406	23.699	48.997	22.710	252.9	44:00.722
22	1	1:43.758 B	24.042	49.662	30.054	252.3	45:44.480
23	2	4:55.246	3:38.163	54.237	22.846		50:39.726
24	2	1:35.421	23.734	49.178	22.509	252.3	52:15.147
25	2	1:35.570	23.482	49.446	22.642	252.3	53:50.717
26	2	1:35.122	23.618	49.033	22.471	251.7	55:25.839



**FIA WEC**  
**6 Hours of Sao Paulo**  
**Free Practice 3**  
**Sector Analysis**

■ Personal Best ■ Session Best B Crossing the finish line in pit lane

Lap	D	Time	Sector 1	Sector 2	Sector 3	T. Spd	Elapsed	Lap	D	Time	Sector 1	Sector 2	Sector 3	T. Spd	Elapsed
27	2	1:34.593	23.407	48.803	<b>22.383</b>	252.9	57:00.432	24	3	<b>1:33.445</b>	23.174	<b>47.974</b>	22.297	253.5	48:47.703
28	2	1:35.762	<b>23.393</b>	49.589	22.780	253.5	58:36.194	25	3	1:34.110	23.256	48.430	22.424	253.5	50:21.813
29	2	1:35.002	23.489	49.097	22.416	253.5	1:00:11.196	26	3	1:33.489	23.080	48.026	22.383	252.9	51:55.302
<b>97</b> <b>Aston Martin Racing</b> <span style="float:right">Aston Martin Vantage V8</span> 1. Stefan MÜCKE <span style="float:right">LMGTE Pro</span> 2. Darren TURNER								27 3 1:41.995 23.444 53.589 24.962 254.7 53:37.297 28 3 1:33.503 23.193 48.042 <b>22.268</b> 253.5 55:10.800 29 3 1:37.709 23.729 51.576 22.404 257.1 56:48.509 30 3 1:35.438 24.123 48.912 22.403 259.6 58:23.947 31 3 1:34.246 23.323 48.467 22.456 256.5 59:58.193 32 3 1:34.255 23.318 48.514 22.423 255.9 1:01:32.448							
1	1	2:23.577 B	57.279	51.957	34.341		2:23.577	<b>99</b> <b>Aston Martin Racing</b> <span style="float:right">Aston Martin Vantage V8</span> 1. Bruno SENNA <span style="float:right">LMGTE Pro</span> 2. Rob BELL							
2	1	8:39.005	7:26.045	50.186	22.774		11:02.582	1	1	2:20.937	1:04.143	52.761	24.033		2:20.937
3	1	1:34.700	23.603	48.512	22.585	246.0	12:37.282	2	1	1:36.425	24.023	49.684	22.718	246.6	3:57.362
4	1	1:51.938 B	23.421	49.124	39.393	250.6	14:29.220	3	1	1:43.645 B	24.615	49.532	29.498	251.2	5:41.007
5	1	7:28.143	6:12.375	52.936	22.832		21:57.363	4	1	5:07.109	3:54.221	50.099	22.789		10:48.116
6	1	1:34.525	23.320	48.555	22.650	253.5	23:31.888	5	1	1:36.751	23.687	50.280	22.784	252.9	12:24.867
7	1	1:34.444	23.359	48.540	22.545	253.5	25:06.332	6	1	1:59.391 B	24.292	57.903	37.196	254.1	14:24.258
8	1	1:42.158 B	23.695	49.123	29.340	251.2	26:48.490	7	1	7:30.179	6:15.711	51.221	23.247		21:54.437
9	1	4:23.914	3:11.961	49.369	22.584		31:12.404	8	1	<b>1:33.804</b>	23.420	<b>48.074</b>	<b>22.310</b>	251.2	23:28.241
10	1	1:33.859	23.255	48.160	22.444	251.2	32:46.263	9	1	1:34.090	23.359	48.387	22.344	255.3	25:02.331
11	1	1:40.901 B	23.439	48.393	29.069	251.7	34:27.164	10	1	1:40.457 B	23.282	48.255	28.920	254.1	26:42.788
12	1	3:47.605	2:33.022	51.828	22.755		38:14.769	11	1	2:28.148	1:16.206	49.205	22.737		29:10.936
13	1	1:33.517	<b>23.075</b>	48.047	22.395	252.3	39:48.286	12	1	1:34.268	23.418	48.467	22.383	251.7	30:45.204
14	1	<b>1:33.126</b>	23.135	<b>47.660</b>	22.331	254.1	41:21.412	13	1	1:34.032	23.325	48.380	22.327	250.6	32:19.236
15	1	1:40.933 B	23.397	48.727	28.809	254.1	43:02.345	14	1	1:33.824	<b>23.248</b>	48.154	22.422	251.7	33:53.060
16	2	3:23.031	2:09.255	51.039	22.737		46:25.376	15	1	1:41.410 B	23.363	48.634	29.413	252.3	35:34.470
17	2	1:35.176	23.613	48.934	22.629	250.0	48:00.552	16	2	2:53.826	1:41.971	49.359	22.496		38:28.296
18	2	1:34.849	23.635	48.777	22.437	252.3	49:35.401	17	2	1:35.025	23.324	48.755	22.946	252.9	40:03.321
19	2	1:35.198	23.498	49.225	22.475	252.9	51:10.599	18	2	1:34.300	23.417	48.351	22.532	251.7	41:37.621
20	2	1:34.104	23.291	48.354	22.459	254.1	52:44.703	19	2	1:34.183	23.524	48.116	22.543	252.3	43:11.804
21	2	1:34.108	23.464	48.260	22.384	251.7	54:18.811	20	2	1:33.970	23.348	48.176	22.446	252.9	44:45.774
22	2	1:34.059	23.147	48.471	22.441	251.7	55:52.870	21	2	1:34.498	23.298	48.719	22.481	252.9	46:20.272
23	2	1:33.398	23.174	47.962	<b>22.262</b>	253.5	57:26.268	22	2	1:41.936 B	23.525	48.632	29.779	252.9	48:02.208
24	2	1:35.428	23.301	49.580	22.547	254.7	59:01.696	23	2	2:27.258	1:15.209	49.486	22.563		50:29.466
25	2	1:43.992 B	23.696	49.169	31.127	252.9	1:00:45.688	24	2	1:35.315	23.521	49.159	22.635	251.7	52:04.781
<b>98</b> <b>Aston Martin Racing</b> <span style="float:right">Aston Martin Vantage V8</span> 1. Paul DALLA LANA <span style="float:right">LMGTE Pro</span> 2. Pedro LAMY 3. Richie STANAWAY								25 2 1:34.529 23.512 48.557 22.460 252.3 53:39.310 26 2 1:34.333 23.312 48.620 22.401 254.7 55:13.643 27 2 1:34.414 23.493 48.491 22.430 257.8 56:48.057 28 2 1:34.313 23.495 48.437 22.381 256.5 58:22.370 29 2 1:34.003 23.290 48.251 22.462 254.7 59:56.373 30 2 1:34.123 23.287 48.362 22.474 254.7 1:01:30.496							
1	1	2:25.161 B	57.214	55.088	32.859		2:25.161								
2	1	2:22.824	1:08.313	51.642	22.869		4:47.985								
3	1	1:37.332	24.156	50.390	22.786	251.7	6:25.317								
4	1	1:35.981	23.934	49.368	22.679	251.7	8:01.298								
5	1	1:37.441	23.965	50.733	22.743	253.5	9:38.739								
6	1	1:36.265	24.049	49.559	22.657	255.3	11:15.004								
7	1	1:35.790	24.033	49.052	22.705	252.3	12:50.794								
8	1	1:57.511 B	24.264	57.028	36.219	253.5	14:48.305								
9	2	7:02.572	5:50.690	49.360	22.522		21:50.877								
10	2	1:33.975	23.278	48.284	22.413	252.9	23:24.852								
11	2	1:33.799	23.241	48.224	22.334	254.7	24:58.651								
12	2	1:33.529	23.070	47.988	22.471	255.3	26:32.180								
13	2	1:33.663	<b>23.018</b>	48.176	22.469	254.1	28:05.843								
14	2	1:34.232	23.167	48.461	22.604	255.9	29:40.075								
15	2	1:33.971	23.442	48.152	22.377	255.3	31:14.046								
16	2	1:40.581 B	23.202	48.906	28.473	254.7	32:54.627								
17	3	3:20.435	2:00.033	57.840	22.562		36:15.062								
18	3	1:55.785	29.253	1:03.741	22.791	251.2	38:10.847								
19	3	1:36.832	24.431	49.864	22.537	253.5	39:47.679								
20	3	1:38.824	23.579	51.019	24.226	254.7	41:26.503								
21	3	1:34.560	23.395	48.710	22.455	253.5	43:01.063								
22	3	1:42.835 B	23.457	49.349	30.029	253.5	44:43.898								
23	3	2:30.360	1:19.172	48.815	22.373		47:14.258								