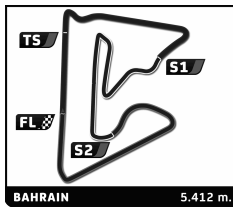


# FIA WEC 6 Hours of Bahrain Qualifying Practice

## Sector Analysis

■ Personal Best   
 ■ Session Best   
 ■ Crossing the finish line in pit lane

Lap	D	Time	Sector 1	Sector 2	Sector 3	T. Spd	Elapsed	Lap	D	Time	Sector 1	Sector 2	Sector 3	T. Spd	Elapsed
<b>1</b> Audi Sport Team Joest Audi R18 e-tron quattro 1. André LOTTERER 3. Marcel FÄSSLER LMP1 2. Benoît TRÉLUYER								3 3 1:46.199 34.449 <span style="color: green;">38.505</span> 33.245 281.5 41:18.461 4 3 1:55.765 <span style="color: blue;">B</span> 34.871 40.647 40.247 280.0 43:14.226 5 2 3:24.882 2:11.091 39.946 33.845 179.4 46:39.108 6 2 1:53.442 34.494 39.389 39.559 280.0 48:32.550 7 2 1:47.282 <span style="color: green;">34.412</span> 39.242 33.628 279.3 50:19.832 8 2 1:55.409 34.733 40.029 40.647 281.5 52:15.241 9 2 1:47.321 34.420 39.092 33.809 281.5 54:02.562 10 2 2:13.507 <span style="color: blue;">B</span> 41.648 47.965 43.894 220.7 56:16.069							
<b>2</b> Audi Sport Team Joest Audi R18 e-tron quattro 1. Tom KRISTENSEN 3. Allan McNISH LMP1 2. Loïc DUVAL								1 1 37:06.639 ... 41.885 39.301 139.6 37:06.639 2 1 <span style="color: green;">1:42.252</span> 33.352 <span style="color: green;">37.082</span> <span style="color: purple;">31.818</span> 280.7 38:48.891 3 1 1:42.254 <span style="color: purple;">33.219</span> 37.132 31.903 286.7 40:31.145 4 1 1:55.331 <span style="color: blue;">B</span> 35.998 41.253 38.080 214.6 42:26.476 5 3 2:51.986 1:41.679 38.062 32.245 195.9 45:18.462 6 3 1:43.550 33.720 37.526 32.304 282.2 47:02.012 7 3 1:44.411 33.599 38.442 32.370 287.4 48:46.423 8 3 1:43.848 33.564 37.812 32.472 289.0 50:30.271 9 3 1:52.921 <span style="color: blue;">B</span> 33.975 38.650 40.296 285.2 52:23.192 10 3 7:49.812 <span style="color: blue;">B</span> 6:23.474 42.125 44.213 177.1 1:00:13.004							
<b>7</b> Toyota Racing Toyota TS030 - Hybrid 1. Alexander WURZ 3. Kazuki NAKAJIMA LMP1 2. Nicolas LAPIERRE								1 1 36:58.325 ... 40.690 35.424 170.1 36:58.325 2 1 1:42.267 33.468 36.870 <span style="color: green;">31.929</span> 282.2 38:40.592 3 1 <span style="color: purple;">1:42.170</span> <span style="color: green;">33.239</span> <span style="color: purple;">36.814</span> 32.117 284.4 40:22.762 4 1 1:51.457 <span style="color: blue;">B</span> 33.377 39.070 39.010 285.2 42:14.219 5 3 4:08.331 2:54.379 40.163 33.789 192.1 46:22.550 6 3 1:42.633 33.291 37.202 32.140 282.9 48:05.183 7 3 1:42.727 33.451 37.241 32.035 285.2 49:47.910 8 3 1:54.129 <span style="color: blue;">B</span> 34.744 39.223 40.162 231.0 51:42.039							
<b>8</b> Toyota Racing Toyota TS030 - Hybrid 1. Anthony DAVIDSON 3. Stéphane SARRAZIN LMP1 2. Sébastien BUEMI								1 3 38:24.015 ... 41.763 35.494 172.8 38:24.015 2 3 1:42.658 33.551 37.078 <span style="color: green;">32.029</span> 280.7 40:06.673 3 3 <span style="color: green;">1:42.424</span> <span style="color: green;">33.305</span> 37.073 32.046 281.5 41:49.097 4 3 1:47.585 <span style="color: blue;">B</span> 33.492 <span style="color: green;">37.056</span> 37.037 283.7 43:36.682 5 1 3:18.098 2:07.231 37.559 33.308 186.2 46:54.780 6 1 1:42.914 33.415 37.264 32.235 280.7 48:37.694 7 1 2:03.435 36.757 50.537 36.141 283.7 50:41.129 8 1 2:03.541 42.872 48.212 32.457 280.7 52:44.670 9 1 1:43.911 33.681 38.089 32.141 281.5 54:28.581 10 1 1:43.131 33.610 37.382 32.139 283.7 56:11.712 11 1 1:47.845 <span style="color: blue;">B</span> 33.491 37.294 37.060 283.7 57:59.557							
<b>12</b> Rebellion Racing Lola B12/60 Coupé - Toyota 1. Andrea BELICCHI 3. Nicolas PROST LMP1 2. Mathias BECHE								1 3 37:46.151 ... 43.823 35.803 146.0 37:46.151 2 3 <span style="color: green;">1:46.111</span> 34.419 38.616 <span style="color: green;">33.076</span> 279.3 39:32.262							
<b>24</b> OAK Racing Morgan - Nissan 1. Olivier PLA 3. Alex BRUNDLE LMP2 2. David HEINEMEIER HANSSON								1 1 38:26.796 ... 41.975 45.065 161.5 38:26.796 2 1 1:51.226 36.223 40.167 34.836 263.0 40:18.022 3 1 <span style="color: green;">1:50.666</span> 35.964 <span style="color: green;">39.999</span> <span style="color: green;">34.703</span> 265.6 42:08.688 4 1 1:55.443 <span style="color: blue;">B</span> <span style="color: green;">35.946</span> 40.352 39.145 266.9 44:04.131 5 3 5:16.751 3:56.617 45.044 35.090 132.8 49:20.882 6 3 1:52.537 36.446 40.874 35.217 265.6 51:13.419 7 3 1:52.445 36.186 40.890 35.369 266.2 53:05.864 8 3 1:58.946 <span style="color: blue;">B</span> 36.390 41.079 41.477 266.2 55:04.810							
<b>25</b> Delta-ADR Oreca 03 - Nissan 1. Fabien GIROIX 3. Craig DOLBY LMP2 2. Robbie KERR								1 2 37:31.612 ... 50.734 35.723 127.5 37:31.612 2 2 <span style="color: green;">1:51.068</span> 36.024 <span style="color: green;">40.357</span> <span style="color: green;">34.687</span> 260.5 39:22.680 3 2 1:51.368 36.115 40.453 34.800 262.4 41:14.048 4 2 1:51.304 <span style="color: green;">35.983</span> 40.494 34.827 261.7 43:05.352 5 2 2:03.312 <span style="color: blue;">B</span> 36.297 42.534 44.481 261.7 45:08.664 6 3 3:25.985 2:01.908 43.017 41.060 173.7 48:34.649 7 3 1:52.897 36.472 40.855 35.570 262.4 50:27.546 8 3 1:53.833 36.722 41.625 35.486 261.7 52:21.379 9 3 1:53.448 36.433 41.139 35.876 263.6 54:14.827 10 3 1:53.264 36.487 41.253 35.524 261.7 56:08.091 11 3 2:06.060 <span style="color: blue;">B</span> 38.065 44.683 43.312 262.4 58:14.151							
<b>26</b> G-Drive Racing Oreca 03 - Nissan 1. Roman RUSINOV 3. Mike CONWAY LMP2 2. John MARTIN								1 2 38:58.222 ... 42.720 34.711 165.2 38:58.222 2 2 <span style="color: green;">1:50.560</span> <span style="color: green;">35.662</span> 40.238 34.660 262.4 40:48.782 3 2 1:50.616 35.831 <span style="color: green;">40.149</span> <span style="color: green;">34.636</span> 265.6 42:39.398 4 2 1:55.384 <span style="color: blue;">B</span> 35.887 40.233 39.264 263.0 44:34.782 5 3 3:20.873 1:59.969 45.613 35.291 179.4 47:55.655 6 3 1:51.476 36.309 40.387 34.780 262.4 49:47.131 7 3 1:59.768 36.189 42.098 41.481 263.0 51:46.899 8 3 1:51.552 36.107 40.579 34.866 265.6 53:38.451 9 3 1:51.361 35.957 40.669 34.735 264.9 55:29.812 10 3 1:58.162 <span style="color: blue;">B</span> 36.531 42.245 39.386 262.4 57:27.974							
<b>31</b> Lotus Lotus T128 1. Kevin WEEDA 3. Lucas AUER LMP2 2. Vitantonio LIUZZI								1 2 41:27.390 ... 43.633 36.234 112.4 41:27.390 2 2 2:07.550 40.633 47.793 39.124 270.2 43:34.940 3 2 2:10.723 <span style="color: blue;">B</span> 38.566 43.820 48.337 269.6 45:45.663 4 2 2:38.297 1:18.100 44.032 36.165 168.3 48:23.960 5 2 <span style="color: green;">1:52.650</span> 36.275 41.166 <span style="color: green;">35.209</span> 270.2 50:16.610 6 2 1:52.661 <span style="color: green;">36.210</span> <span style="color: green;">41.107</span> 35.344 270.2 52:09.271 7 2 2:04.764 <span style="color: blue;">B</span> 37.327 45.549 41.888 269.6 54:14.035							

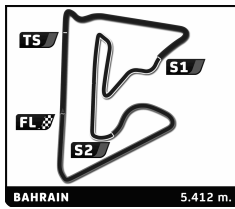


**FIA WEC**  
**6 Hours of Bahrain**  
Qualifying Practice

Sector Analysis

■ Personal Best ■ Session Best B Crossing the finish line in pit lane

Lap	D	Time	Sector 1	Sector 2	Sector 3	T. Spd	Elapsed	Lap	D	Time	Sector 1	Sector 2	Sector 3	T. Spd	Elapsed
8	3	3:17.395	1:58.012	43.059	36.324	173.1	57:31.430								
9	3	1:54.286	36.688	41.743	35.855	270.2	59:25.716								
10	3	1:53.274	36.388	41.481	35.405	270.9	1:01:18.990								
<b>32</b>	Lotus		3.Jan CHAROUZ			Lotus T128									
		1.Thomas HOLZER				LMP2									
		2.Dominik KRAIHAMER													
1	2	37:49.229	...	53.352	36.691	162.2	37:49.229								
2	2	<b>1:52.043</b>	36.261	<b>40.632</b>	<b>35.150</b>	263.6	39:41.272								
3	2	1:52.448	<b>36.128</b>	41.066	35.254	264.3	41:33.720								
4	2	2:01.682 <b>B</b>	36.279	40.886	44.517	264.9	43:35.402								
5	3	4:14.286	2:53.498	43.991	36.797	176.5	47:49.688								
6	3	1:55.122	36.872	42.137	36.113	261.7	49:44.810								
7	3	1:55.364	37.087	42.054	36.223	263.6	51:40.174								
8	3	1:54.726	36.695	41.915	36.116	263.0	53:34.900								
9	3	2:04.661 <b>B</b>	38.197	44.900	41.564	263.6	55:39.561								
<b>35</b>	OAK Racing		3.Martin PLOWMAN			Morgan - Nissan									
		1.Bertrand BAGUETTE				LMP2									
		2.Ricardo GONZALEZ													
1	1	39:01.788	...	44.500	35.212	165.9	39:01.788								
2	1	<b>1:51.580</b>	36.119	<b>40.522</b>	<b>34.939</b>	263.6	40:53.368								
3	1	1:51.736	36.089	40.589	35.058	266.9	42:45.104								
4	1	1:58.692 <b>B</b>	<b>36.085</b>	41.950	40.657	266.9	44:43.796								
5	3	4:26.360	3:08.525	42.166	35.669	168.3	49:10.156								
6	3	1:53.089	36.539	41.212	35.338	265.6	51:03.245								
7	3	1:53.103	36.352	41.333	35.418	264.9	52:56.348								
8	3	1:59.756 <b>B</b>	36.659	41.344	41.753	266.9	54:56.104								
<b>41</b>	Greaves Motorsport		3.Jon LANCASTER			Zytek Z11SN - Nissan									
		1.Björn WIRDHEIM				LMP2									
		2.Wolfgang REIP													
1	1	37:14.769	...	41.485	37.967	112.8	37:14.769								
2	1	1:53.643	<b>35.878</b>	42.077	35.688	261.1	39:08.412								
3	1	<b>1:51.493</b>	36.217	<b>40.420</b>	<b>34.856</b>	263.0	40:59.905								
4	1	1:51.523	36.046	40.502	34.975	263.6	42:51.428								
5	1	1:59.952 <b>B</b>	37.324	42.408	40.220	264.9	44:51.380								
6	3	4:00.521	2:39.856	44.940	35.725	151.1	48:51.901								
7	3	1:52.188	36.055	41.026	35.107	261.7	50:44.089								
8	3	1:52.219	36.036	40.994	35.189	264.3	52:36.308								
9	3	1:57.193	37.228	44.196	35.769	263.0	54:33.501								
10	3	1:52.163	36.511	40.616	35.036	263.0	56:25.664								
11	3	2:07.098 <b>B</b>	38.515	45.087	43.496	264.3	58:32.762								
<b>45</b>	OAK Racing		3.David CHENG			Morgan - Nissan									
		1.Jacques NICOLET				LMP2									
		2.Keiko IHARA													
1	2	38:28.957	...	44.631	38.572	165.2	38:28.957								
2	2	1:54.364	37.142	41.755	35.467	261.1	40:23.321								
3	2	<b>1:53.202</b>	<b>36.576</b>	<b>41.456</b>	<b>35.170</b>	267.6	42:16.523								
4	2	1:53.661	36.685	41.486	35.490	265.6	44:10.184								
5	2	2:06.618 <b>B</b>	37.496	44.109	45.013	264.9	46:16.802								
6	3	3:52.958	2:33.544	43.310	36.104	160.3	50:09.760								
7	3	1:54.718	36.956	41.753	36.009	264.9	52:04.478								
8	3	1:54.577	36.898	41.646	36.033	265.6	53:59.055								
9	3	1:54.694	36.898	41.693	36.103	264.3	55:53.749								
10	3	2:26.965 <b>B</b>	42.965	51.141	52.859	208.0	58:20.714								
<b>49</b>	Pecom Racing		3.Pierre KAFFER			Oreca 03 - Nissan									
		1.Luis PEREZ COMPANC				LMP2									
		2.Nicolas MINASSIAN													
1	2	37:25.571	...	46.853	35.431	170.4	37:25.571								
2	2	1:50.251	35.718	<b>39.992</b>	<b>34.541</b>	261.7	39:15.822								
3	2	1:50.218	35.470	40.105	34.643	264.9	41:06.040								
4	2	<b>1:50.207</b>	35.537	40.061	34.609	264.9	42:56.247								
5	2	1:56.690 <b>B</b>	35.861	40.551	40.278	265.6	44:52.937								
6	3	3:50.343	2:29.281	45.274	35.788	166.5	48:43.280								
7	3	1:52.031	36.124	40.656	35.251	263.6	50:35.311								
8	3	1:51.578	36.140	40.306	35.132	263.0	52:26.889								
9	3	1:51.762	35.943	40.565	35.254	263.6	54:18.651								
10	3	2:03.674 <b>B</b>	36.772	41.467	45.435	264.9	56:22.325								
<b>50</b>	Larbre Competition		3.Fernando REES			Chevrolet Corvette C6-ZR1									
		1.Patrick BORNHAUSER				LMGTE Am									
		2.Julien CANAL													
1	1	7:56.563	6:29.202	47.605	39.756	146.8	7:56.563								
2	1	<b>2:03.236</b>	<b>38.986</b>	45.365	<b>38.885</b>	242.4	9:59.799								
3	1	2:14.116 <b>B</b>	39.549	<b>45.283</b>	49.284	243.5	12:13.915								
<b>51</b>	AF Corse		3.Maurizio MEDIANI			Ferrari F458 Italia									
		1.Gianmaria BRUNI				LMGTE Pro									
		2.Toni VILANDER													
1	1	6:15.706	4:47.308	50.342	38.056	161.3	6:15.706								
2	1	<b>1:58.316</b>	<b>37.710</b>	43.111	<b>37.495</b>	251.4	8:14.022								
3	1	1:58.571	37.862	43.148	37.561	251.4	10:12.593								
4	1	2:05.073 <b>B</b>	37.821	<b>43.003</b>	44.249	253.2	12:17.666								
5	2	3:23.816	1:59.475	45.602	38.739	163.2	15:41.482								
6	2	1:59.462	37.988	43.400	38.074	248.0	17:40.944								
7	2	1:59.847	38.019	43.699	38.129	251.4	19:40.791								
8	2	1:59.924	38.082	43.580	38.262	252.0	21:40.715								
9	2	2:01.803	37.955	44.872	38.976	245.7	23:42.518								
10	2	2:15.090 <b>B</b>	38.158	43.871	53.061	250.8	25:57.608								
<b>57</b>	Krohn Racing		3.Maurizio MEDIANI			Ferrari F458 Italia									
		1.Tracy KROHN				LMGTE Am									
		2.Niclas JÖNSSON													
1	2	2:42.498	1:08.782	54.028	39.688	138.7	2:42.498								
2	2	2:01.413	38.948	44.173	38.292	250.8	4:43.911								
3	2	2:01.013	38.797	<b>44.024</b>	<b>38.192</b>	244.6	6:44.924								
4	2	<b>2:00.915</b>	<b>38.529</b>	44.045	38.341	249.7	8:45.839								
5	2	2:11.682 <b>B</b>	39.426	45.551	46.705	250.3	10:57.521								
6	3	3:44.907	2:19.729	45.909	39.269	163.9	14:42.428								
7	3	2:03.011	38.962	44.982	39.067	247.4	16:45.439								
8	3	2:02.247	38.867	44.302	39.078	241.9	18:47.686								
9	3	2:02.302	38.956	44.359	38.987	244.6	20:49.988								
10	3	2:02.080	38.832	44.520	38.728	246.3	22:52.068								
11	3	2:02.503	38.755	44.674	39.074	243.0	24:54.571								
12	3	2:15.453 <b>B</b>	40.935	47.189	47.329	223.9	27:10.024								
<b>61</b>	AF Corse		3.Matt GRIFFIN			Ferrari F458 Italia									
		1.François PERRODO				LMGTE Am									
		2.Emmanuel COLLARD													
1	2	4:06.528	2:44.081	44.245	38.202	164.9	4:06.528								
2	2	2:00.558	38.402	44.049	<b>38.107</b>	252.0	6:07.086								
3	2	<b>2:00.236</b>	<b>38.155</b>	43.905	38.176	255.0	8:07.322								
4	2	2:00.444	38.445	<b>43.779</b>	38.220	255.6	10:07.766								
5	2	2:12.650 <b>B</b>	38.611	49.120	44.919	254.4	12:20.416								
6	3	3:29.362	2:05.168	45.636	38.558	168.8	15:49.778								

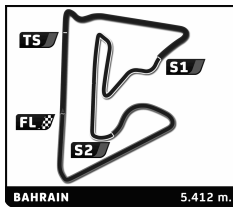


**FIA WEC**  
6 Hours of Bahrain  
Qualifying Practice

Sector Analysis

■ Personal Best ■ Session Best B Crossing the finish line in pit lane

Lap	D	Time	Sector 1	Sector 2	Sector 3	T. Spd	Elapsed	Lap	D	Time	Sector 1	Sector 2	Sector 3	T. Spd	Elapsed
7	3	2:00.890	38.328	44.099	38.463	255.0	17:50.668	9	2	2:26.534 B	41.494	51.302	53.738	197.7	25:39.516
8	3	2:00.541	38.396	43.988	38.157	255.6	19:51.209	<b>91 Porsche AG Team Manthey</b> Porsche 911 RSR 1.Jörg BERGMEISTER LMGTE Pro 2.Patrick PILET							
9	3	2:04.875	38.429	45.644	40.802	253.8	21:56.084	1	2	3:45.935	2:20.992	45.442	39.501	166.2	3:45.935
10	3	2:00.904	38.315	44.285	38.304	255.0	23:56.988	2	2	1:58.837	38.248	43.031	<b>37.558</b>	248.5	5:44.772
11	3	2:15.362 B	44.502	45.562	45.298	256.8	26:12.350	3	2	<b>1:58.410</b>	<b>37.878</b>	<b>42.799</b>	37.733	255.0	7:43.182
<b>71 AF Corse</b> Ferrari F458 Italia 1.Kamui KOBAYASHI LMGTE Pro 2.Giancarlo FISICHELLA								4	2	2:11.411 B	40.237	46.348	44.826	219.8	9:54.593
1	1	3:19.593	1:54.886	45.527	39.180	164.2	3:19.593	5	1	3:13.285	1:51.384	43.902	37.999	170.4	13:07.878
2	1	2:03.953	40.342	45.211	38.400	257.4	5:23.546	6	1	1:59.343	38.094	43.394	37.855	247.4	15:07.221
3	1	<b>1:58.701</b>	<b>37.810</b>	<b>43.146</b>	37.745	249.7	7:22.247	7	1	1:59.253	38.044	43.259	37.950	251.4	17:06.474
4	1	1:58.922	37.939	43.254	<b>37.729</b>	250.3	9:21.169	8	1	1:59.690	37.966	43.430	38.294	252.6	19:06.164
5	1	2:11.232 B	40.289	47.813	43.130	225.8	11:32.401	9	1	2:19.177 B	43.876	49.051	46.250	227.2	21:25.341
6	2	4:24.244	2:59.705	45.340	39.199	167.7	15:56.645	<b>92 Porsche AG Team Manthey</b> Porsche 911 RSR 1.Marc LIEB LMGTE Pro 2.Richard LIETZ							
7	2	2:00.162	38.222	43.910	38.030	250.3	17:56.807	1	2	5:29.588	4:02.853	46.722	40.013	122.4	5:29.588
8	2	2:00.604	37.975	43.821	38.808	250.8	19:57.411	2	2	<b>1:58.005</b>	37.720	42.909	<b>37.376</b>	253.8	7:27.593
9	2	2:00.053	38.147	43.822	38.084	253.8	21:57.464	3	2	1:58.091	<b>37.633</b>	<b>42.900</b>	37.558	258.0	9:25.684
10	2	2:03.254	38.103	44.176	40.975	253.2	24:00.718	4	2	2:05.173 B	38.300	44.438	42.435	256.8	11:30.857
11	2	2:06.421 B	38.337	44.090	43.994	257.4	26:07.139	5	1	5:44.655 B	3:56.203	51.655	56.797	161.3	17:15.512
<b>76 IMSA Performance Matmut</b> Porsche 911 GT3 RSR 1.Raymond NARAC LMGTE Am 2.Jean-Karl VERNAY								6	1	2:23.696	1:00.631	44.534	38.531	168.3	19:39.208
1	3	3:48.252	2:22.170	46.299	39.783	145.3	3:48.252	7	1	1:59.758	38.331	43.575	37.852	250.3	21:38.966
2	3	2:01.426	38.767	43.839	38.820	241.3	5:49.678	8	1	1:59.478	37.993	43.395	38.090	251.4	23:38.444
3	3	2:01.062	38.720	44.075	<b>38.267</b>	237.1	7:50.740	9	1	2:12.570 B	38.036	46.448	48.086	255.6	25:51.014
4	3	2:01.239	38.549	44.152	38.538	230.1	9:51.979	<b>95 Aston Martin Racing</b> Aston Martin Vantage V8 1.Christoffer NYGAARD LMGTE Am 2.Kristian POULSEN							
5	3	2:11.767 B	40.615	47.455	43.697	212.5	12:03.746	1	3	2:40.631	1:15.215	46.656	38.760	145.6	2:40.631
6	2	3:10.523	1:47.849	44.083	38.591	149.9	15:14.269	2	3	2:00.509	38.470	44.126	37.913	244.6	4:41.140
7	2	2:00.813	38.416	43.929	38.468	241.3	17:15.082	3	3	<b>1:59.656</b>	38.264	<b>43.516</b>	<b>37.876</b>	249.7	6:40.796
8	2	<b>2:00.407</b>	38.325	<b>43.760</b>	38.322	251.4	19:15.489	4	3	1:59.841	<b>38.254</b>	43.641	37.946	249.7	8:40.637
9	2	2:01.116	<b>38.276</b>	43.868	38.972	250.3	21:16.605	5	3	2:14.374 B	39.851	48.663	45.860	227.2	10:55.011
10	2	2:21.757 B	46.399	49.329	46.029	189.4	23:38.362	6	1	3:36.454	2:06.131	51.501	38.822	163.4	14:31.465
<b>81 8 Star Motorsports</b> Ferrari F458 Italia 1.Vicente POTOLICCHIO LMGTE Am 2.Rui AGUAS								7	1	2:01.112	38.598	44.247	38.267	248.5	16:32.577
1	2	5:38.481	4:10.526	47.808	40.147	161.0	5:38.481	8	1	2:00.717	38.310	44.114	38.293	250.8	18:33.294
2	2	2:00.587	38.524	43.782	38.281	244.1	7:39.068	9	1	2:01.000	38.314	44.151	38.535	248.0	20:34.294
3	2	<b>2:00.104</b>	38.354	<b>43.730</b>	<b>38.020</b>	249.7	9:39.172	10	1	2:19.821 B	40.269	50.377	49.175	239.7	22:54.115
4	2	2:00.372	38.313	43.992	38.067	252.0	11:39.544	<b>96 Aston Martin Racing</b> Aston Martin Vantage V8 1.Stuart HALL LMGTE Am 2.Roald GOETHE							
5	2	2:06.926 B	38.368	44.780	43.778	246.8	13:46.470	1	3	2:55.553	1:20.301	47.463	47.789	151.3	2:55.553
6	3	3:12.562	1:48.220	45.593	38.749	156.6	16:59.032	2	3	2:00.318	38.693	43.696	<b>37.929</b>	248.0	4:55.871
7	3	2:00.949	38.605	44.098	38.246	246.8	18:59.981	3	3	2:00.225	38.362	43.835	38.028	251.4	6:56.096
8	3	2:00.210	<b>38.150</b>	43.800	38.260	250.8	21:00.191	4	3	<b>1:59.790</b>	<b>38.170</b>	<b>43.683</b>	37.937	253.2	8:55.886
9	3	2:00.663	38.425	43.938	38.300	253.2	23:00.854	5	3	2:08.573 B	38.982	45.268	44.323	248.5	11:04.459
10	3	2:11.387 B	41.130	45.686	44.571	252.6	25:12.241	6	1	3:28.710	2:04.158	45.926	38.626	169.3	14:33.169
<b>88 Proton Competition</b> Porsche 911 GT3 RSR 1.Christian RIED LMGTE Am 2.Gianluca RODA								7	1	2:00.852	38.698	44.122	38.032	233.0	16:34.021
1	3	7:20.771	5:57.729	45.147	37.895	151.6	7:20.771	8	1	2:01.119	38.525	44.124	38.470	239.7	18:35.140
2	3	1:59.659	38.331	<b>43.465</b>	37.863	249.7	9:20.430	9	1	2:08.468 B	38.909	44.023	45.536	243.0	20:43.608
3	3	<b>1:59.593</b>	<b>38.086</b>	<b>43.734</b>	<b>37.773</b>	242.4	11:20.023	<b>97 Aston Martin Racing</b> Aston Martin Vantage V8 1.Darren TURNER LMGTE Pro 2.Stefan MÜCKE							
4	3	2:09.329 B	39.942	44.863	44.524	208.4	13:29.352	1	2	7:14.081	5:50.016	46.213	37.852	149.9	7:14.081
5	2	3:34.208	2:09.075	46.406	38.727	163.9	17:03.560	2	2	1:58.830	38.150	<b>43.129</b>	37.551	252.0	9:12.911
6	2	2:03.363	39.084	44.867	39.412	235.6	19:06.923								
7	2	2:02.548	39.035	44.747	38.766	221.6	21:09.471								
8	2	2:03.511	39.311	45.119	39.081	241.3	23:12.982								



**FIA WEC**  
6 Hours of Bahrain  
Qualifying Practice

Sector Analysis

■ Personal Best   ■ Session Best   B Crossing the finish line in pit lane

Lap	D	Time	Sector 1	Sector 2	Sector 3	T. Spd	Elapsed	Lap	D	Time	Sector 1	Sector 2	Sector 3	T. Spd	Elapsed
3	2	<b>1:58.510</b>	37.853	43.147	<b>37.510</b>	255.0	11:11.421								
4	2	2:05.674 <b>B</b>	<b>37.766</b>	44.660	43.248	255.6	13:17.095								
5	1	3:55.323	2:32.576	44.416	38.331	143.7	17:12.418								
6	1	1:59.251	37.919	43.625	37.707	248.5	19:11.669								
7	1	2:10.869	38.040	46.681	46.148	252.6	21:22.538								
8	1	2:01.618	38.654	44.694	38.270	252.6	23:24.156								
9	1	1:59.561	38.171	43.646	37.744	253.8	25:23.717								

99		Aston Martin Racing		Aston Martin Vantage V8			
1. Pedro LAMY		3. Richie STANAWAY		LMGTE Pro			
2. Bruno SENNA							
1	2	2:12.095	45.019	48.354	38.722	158.4	2:12.095
2	2	1:59.230	38.032	<b>43.092</b>	38.106	244.6	4:11.325
3	2	<b>1:58.885</b>	37.984	43.287	<b>37.614</b>	249.1	6:10.210
4	2	2:11.259 <b>B</b>	38.118	46.462	46.679	250.3	8:21.469
5	3	4:04.803	2:39.042	46.769	38.992	166.5	12:26.272
6	3	1:59.173	37.890	43.590	37.693	255.0	14:25.445
7	3	1:59.383	<b>37.873</b>	43.324	38.186	257.4	16:24.828
8	3	2:08.241 <b>B</b>	39.588	45.280	43.373	256.8	18:33.069