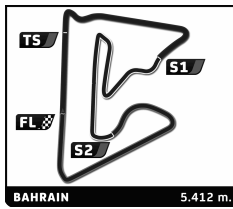


**FIA WEC**  
**6 Hours of Bahrain**  
**Free Practice 2**  
**Sector Analysis**

Personal Best Session Best B Crossing the finish line in pit lane

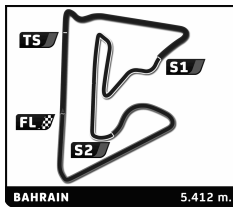
Lap	D	Time	Sector 1	Sector 2	Sector 3	T. Spd	Elapsed	Lap	D	Time	Sector 1	Sector 2	Sector 3	T. Spd	Elapsed
<b>1</b>	<b>Audi Sport Team Joest</b> 1. André LOTTERER 3. Marcel FÄSSLER Audi R18 e-tron quattro LMP1 2. Benoît TRÉLUYER							18	1	1:46.522	34.732	38.989	32.801	284.4	41:04.617
	19	1	<b>1:44.808</b>	<b>33.827</b>	<b>38.255</b>	32.726	285.2	42:49.425							
	20	1	1:45.135	33.892	38.594	<b>32.649</b>	275.7	44:34.560							
	21	1	1:46.753	34.273	38.576	33.904	281.5	46:21.313							
	22	1	1:47.175	34.427	38.366	34.382	276.4	48:08.488							
	23	1	1:47.296	35.067	39.271	32.958	282.2	49:55.784							
	24	1	1:46.142	34.642	38.561	32.939	273.6	51:41.926							
	25	1	1:48.747	34.069	40.806	33.872	277.1	53:30.673							
	26	1	<b>2:04.457 B</b>	34.327	39.229	50.901	273.6	55:35.130							
	27	1	10:22.679	9:08.489	41.063	33.127	171.7	1:05:57.809							
	28	1	1:45.821	34.322	38.541	32.958	277.8	1:07:43.630							
	29	1	1:45.120	34.074	38.380	32.666	280.0	1:09:28.750							
	30	1	1:46.891	34.247	39.564	33.080	285.2	1:11:15.641							
	31	1	1:47.552	34.580	39.629	33.343	277.1	1:13:03.193							
	32	1	1:47.341	34.312	38.959	34.070	279.3	1:14:50.534							
	33	1	1:54.397 B	35.516	40.639	38.242	280.0	1:16:44.931							
	34	1	2:42.463	1:30.625	38.661	33.177	195.2	1:19:27.394							
	35	1	1:46.319	34.125	38.874	33.320	278.6	1:21:13.713							
	36	1	1:50.540	34.264	42.374	33.902	267.6	1:23:04.253							
	37	1	1:46.297	34.299	38.862	33.136	280.0	1:24:50.550							
	38	1	1:48.274	35.445	39.766	33.063	285.2	1:26:38.824							
39	1	1:46.976	34.201	38.849	33.926	279.3	1:28:25.800								
40	1	1:45.922	34.121	38.647	33.154	279.3	1:30:11.722								
<b>2</b>	<b>Audi Sport Team Joest</b> 1. Tom KRISTENSEN 3. Allan McNISH Audi R18 e-tron quattro LMP1 2. Loïc DUVAL							19	1	<b>1:44.793</b>	34.032	38.059	<b>32.702</b>	279.3	3:46.323
	20	1	1:44.904	34.123	<b>37.914</b>	32.867	280.7	5:31.227							
	21	1	1:45.738	33.975	38.602	33.161	281.5	7:16.965							
	22	1	1:45.411	<b>33.962</b>	38.070	33.379	282.9	9:02.376							
	23	1	1:46.115	34.344	38.484	33.287	279.3	10:48.491							
	24	1	1:45.564	34.252	38.394	32.918	279.3	12:34.055							
	25	1	1:47.186	34.364	39.450	33.372	277.8	14:21.241							
	26	1	1:46.463	34.367	39.141	32.955	278.6	16:07.704							
	27	1	1:45.935	34.451	38.408	33.076	280.7	17:53.639							
	28	1	1:45.736	34.382	38.413	32.941	279.3	19:39.375							
	29	1	1:46.447	34.795	38.649	33.003	280.0	21:25.822							
	30	1	1:46.959	34.576	39.391	32.992	280.7	23:12.781							
	31	1	1:46.208	34.461	38.560	33.187	278.6	24:58.989							
	32	1	1:45.990	34.388	38.430	33.172	280.7	26:44.979							
	33	1	1:48.679	34.739	39.388	34.552	280.7	28:33.658							
	34	1	1:47.122	34.498	38.864	33.760	278.6	30:20.780							
	35	1	1:47.032	34.607	39.554	32.871	279.3	32:07.812							
	36	1	1:45.933	34.214	38.399	33.320	279.3	33:53.745							
	37	1	1:46.261	34.211	38.930	33.120	280.7	35:40.006							
	38	1	1:45.891	34.239	38.570	33.082	282.2	37:25.897							
	39	1	1:48.530	34.193	40.799	33.538	280.7	39:14.427							
40	1	1:45.596	34.252	38.552	32.792	283.7	41:00.023								
41	1	1:45.932	34.238	38.385	33.309	281.5	42:45.955								
42	1	1:45.529	34.261	38.383	32.885	282.2	44:31.484								
43	1	1:53.991 B	34.413	39.282	40.296	282.2	46:25.475								
44	1	14:16.585 B	5:11.110	42.694	8:22.781	189.1	1:00:42.060								
45	1	9:30.314	8:17.197	39.039	34.078	184.0	1:10:12.374								
46	1	1:46.195	34.232	38.876	33.087	277.1	1:11:58.569								
47	1	1:45.787	34.131	38.296	33.360	275.7	1:13:44.356								
48	1	1:53.531 B	36.372	38.426	38.733	280.0	1:15:37.887								
<b>7</b>	<b>Toyota Racing</b> 1. Alexander WURZ 3. Kazuki NAKAJIMA Toyota TS030 - Hybrid LMP1 2. Nicolas LAPIERRE							1	2	1:57.996	45.548	39.169	33.279	133.8	1:57.996
	2	2	1:52.703	35.872	42.400	34.431	277.1	3:50.699							
	3	2	1:47.672	34.613	38.803	34.256	279.3	5:38.371							
	4	2	1:47.251	34.293	39.830	33.128	277.1	7:25.622							
	5	2	1:53.977 B	34.612	39.358	40.007	275.7	9:19.599							
	6	3	5:12.323	3:58.644	40.122	33.557	178.8	14:31.922							
	7	3	1:51.744	36.028	42.062	33.654	281.5	16:23.666							
	8	3	1:48.004	34.602	39.726	33.676	280.0	18:11.670							
	9	3	1:49.193	34.605	41.112	33.476	278.6	20:00.863							
	10	3	1:51.771 B	34.881	39.619	37.271	279.3	21:52.634							
	11	1	6:50.347	5:38.284	39.180	32.883	152.4	28:42.981							
	12	1	1:45.124	34.003	38.408	32.713	285.2	30:28.105							
	13	1	1:45.714	33.884	38.778	33.052	282.9	32:13.819							
	14	1	1:46.722	35.410	38.588	32.724	282.9	34:00.541							
	15	1	1:46.061	34.084	39.318	32.659	282.2	35:46.602							
	16	1	1:45.148	34.003	38.404	32.741	280.0	37:31.750							
	17	1	1:46.345	33.917	39.280	33.148	280.7	39:18.095							



**FIA WEC**  
**6 Hours of Bahrain**  
**Free Practice 2**  
**Sector Analysis**

■ Personal Best ■ Session Best B Crossing the finish line in pit lane

Lap	D	Time	Sector 1	Sector 2	Sector 3	T. Spd	Elapsed	Lap	D	Time	Sector 1	Sector 2	Sector 3	T. Spd	Elapsed
32	1	3:02.705	1:50.326	38.624	33.755	191.8	1:18:40.592	4	2	1:50.855	35.716	40.432	34.707	276.4	8:07.171
33	1	1:48.811	34.611	40.124	34.076	275.0	1:20:29.403	5	2	1:51.429	36.322	40.209	34.898	256.8	9:58.600
34	1	1:46.564	34.991	38.407	33.166	277.1	1:22:15.967	6	2	1:50.613	35.683	40.524	34.406	277.8	11:49.213
35	1	1:45.530	34.284	38.284	32.962	278.6	1:24:01.497	7	2	1:54.803B	35.547	40.245	39.011	280.0	13:44.016
36	1	1:47.706	35.567	39.118	33.021	278.6	1:25:49.203	8	1	4:02.576	2:46.104	41.367	35.105	154.4	17:46.592
37	1	1:46.399	34.427	38.457	33.515	277.8	1:27:35.602	9	1	1:51.811	36.308	40.817	34.686	268.9	19:38.403
38	1	1:45.887	34.188	38.705	32.994	279.3	1:29:21.489	10	1	1:51.965	36.206	40.947	34.812	273.6	21:30.368
39	1	1:46.111	34.722	38.307	33.082	280.7	1:31:07.600	11	1	1:51.700	35.756	41.198	34.746	276.4	23:22.068
<b>8 Toyota Racing</b> 1. Anthony DAVIDSON 2. Sébastien BUEMI 3. Stéphane SARRAZIN Toyota TS030 - Hybrid LMP1								12							
1	2	3:41.461	2:31.242	37.833	32.386	155.9	3:41.461	12	1	1:51.118	36.132	40.595	34.391	276.4	25:13.186
2	2	1:44.544	33.935	38.025	32.584	282.2	5:26.005	13	1	1:51.612	35.459	40.747	35.406	272.9	27:04.798
3	2	1:45.660	33.865	39.170	32.625	283.7	7:11.665	14	1	2:00.003B	36.581	42.717	40.705	258.6	29:04.801
4	2	1:44.516	33.834	37.951	32.731	280.7	8:56.181	15	3	4:03.706	2:47.467	40.854	35.385	178.5	33:08.507
5	2	1:45.925	34.480	38.601	32.844	281.5	10:42.106	16	3	1:53.444	35.758	41.811	35.875	277.1	35:01.951
6	2	1:45.874	34.185	38.289	33.400	280.0	12:27.980	17	3	1:51.636	35.910	41.275	34.451	274.3	36:53.587
7	2	1:46.420	34.259	39.310	32.851	281.5	14:14.400	18	3	1:51.474	35.802	41.117	34.555	277.1	38:45.061
8	2	1:46.673	34.507	38.232	33.934	282.2	16:01.073	19	3	1:51.671	35.776	41.343	34.552	281.5	40:36.732
9	2	1:45.801	34.356	38.385	33.060	279.3	17:46.874	20	3	1:55.530	36.169	41.141	38.220	273.6	42:32.262
10	2	1:45.027	34.146	38.159	32.722	282.2	19:31.901	21	3	1:50.355	35.528	40.425	34.402	277.1	44:22.617
11	2	1:46.802	34.332	38.812	33.658	280.0	21:18.703	22	3	1:58.801B	35.757	43.136	39.908	277.1	46:21.418
12	2	1:45.332	34.501	38.156	32.675	279.3	23:04.035	23	2	5:22.472	4:03.784	44.702	33.986	177.6	51:43.890
13	2	1:45.907	34.192	38.378	33.337	282.2	24:49.942	24	2	2:06.816	34.640	52.680	39.496	280.0	53:50.706
14	2	1:47.030	34.181	38.953	33.896	280.0	26:36.972	25	2	2:10.423B	34.751	46.284	49.388	280.7	56:01.129
15	2	1:47.709	34.688	40.014	33.007	284.4	28:24.681	26	2	11:30.646	...	44.528	33.922	177.6	1:07:31.775
16	2	1:45.484	34.101	38.715	32.668	282.2	30:10.165	27	2	1:47.323	34.637	39.059	33.627	280.0	1:09:19.098
17	2	1:45.101	34.226	38.147	32.728	280.7	31:55.266	28	2	1:53.034B	34.723	39.175	39.136	280.0	1:11:12.132
18	2	1:46.094	34.289	38.429	33.376	281.5	33:41.360	<b>24 OAK Racing</b> 1. Olivier PLA 2. David HEINEMEIER HANSSON 3. Alex BRUNDE Morgan - Nissan LMP2							
19	2	1:45.984	34.128	39.175	32.681	280.0	35:27.344	1	2	2:15.883	53.929	44.058	37.896	118.7	2:15.883
20	2	1:46.305	35.128	38.204	32.973	280.0	37:13.649	2	2	1:54.228	37.039	41.697	35.492	252.6	4:10.111
21	2	1:45.210	34.103	38.382	32.725	275.7	38:58.859	3	2	1:55.878	36.746	42.081	37.051	259.2	6:05.989
22	2	1:50.247B	34.369	38.527	37.351	274.3	40:49.106	4	2	1:53.066	36.404	41.213	35.449	264.3	7:59.055
23	2	2:54.027	1:41.506	39.156	33.365	186.8	43:43.133	5	2	1:53.281	36.514	41.318	35.449	264.9	9:52.336
24	2	1:47.703	34.609	39.239	33.855	282.2	45:30.836	6	2	1:59.707B	36.474	42.701	40.532	265.6	11:52.043
25	2	1:46.681	34.902	38.736	33.043	279.3	47:17.517	7	1	3:48.260	2:14.246	47.611	46.403	178.5	15:40.303
26	2	1:51.631B	34.723	39.412	37.496	282.2	49:09.148	8	1	1:53.098	36.567	41.340	35.191	264.3	17:33.401
27	1	17:11.881	...	39.162	34.252	183.7	1:06:21.029	9	1	1:53.061	36.412	41.322	35.327	264.9	19:26.462
28	1	1:48.068	34.564	39.707	33.797	279.3	1:08:09.097	10	1	1:53.771	36.312	41.708	35.751	266.2	21:20.233
29	1	1:48.029	35.808	38.467	33.754	281.5	1:09:57.126	11	1	2:05.390B	37.730	44.657	43.003	245.7	23:25.623
30	1	1:46.374	34.763	38.485	33.126	281.5	1:11:43.500	12	1	4:26.803	3:08.842	41.961	36.000	178.8	27:52.426
31	1	1:45.523	34.047	38.427	33.049	282.2	1:13:29.023	13	1	1:53.479	36.713	41.353	35.413	262.4	29:45.905
32	1	1:46.285	34.510	38.374	33.401	282.9	1:15:15.308	14	1	1:58.861B	36.490	41.249	41.122	263.6	31:44.766
33	1	1:50.728B	34.194	39.262	37.272	280.0	1:17:06.036	15	3	4:10.696	2:48.283	44.684	37.729	161.5	35:55.462
34	3	3:00.581	1:46.682	40.662	33.237	187.2	1:20:06.617	16	3	1:55.749	36.851	42.529	36.369	262.4	37:51.211
35	3	1:49.296	36.332	39.597	33.367	280.0	1:21:55.913	17	3	1:55.493	37.436	41.911	36.146	261.1	39:46.704
36	3	1:47.144	34.467	39.239	33.438	281.5	1:23:43.057	18	3	1:55.266	36.970	42.435	35.861	263.6	41:41.970
37	3	1:47.278	34.568	38.916	33.794	280.0	1:25:30.335	19	3	1:55.177	36.839	42.184	36.154	264.9	43:37.147
38	3	1:47.305	34.382	38.918	34.005	282.2	1:27:17.640	20	3	1:55.308	36.885	42.198	36.225	263.6	45:32.455
39	3	1:47.715	34.350	40.183	33.182	282.2	1:29:05.355	21	3	1:56.430	37.110	42.792	36.528	266.2	47:28.885
40	3	1:48.142	34.781	39.548	33.813	284.4	1:30:53.497	22	3	2:01.018B	37.236	42.431	41.351	263.6	49:29.903
<b>12 Rebellion Racing</b> 1. Andrea BELICCHI 2. Mathias BECHE 3. Nicolas PROST Lola B12/60 Coupé - Toyota LMP1								23							
1	2	2:33.840	1:17.941	41.412	34.487	113.2	2:33.840	23	1	5:30.330B	4:01.472	42.423	46.435	177.3	55:00.233
2	2	1:51.748	35.371	41.054	35.323	266.2	4:25.588	24	1	11:05.436	9:45.221	43.283	36.932	162.7	1:06:05.669
3	2	1:50.728	35.524	41.047	34.157	271.6	6:16.316	25	1	1:55.829	37.526	42.181	36.122	258.6	1:08:01.498
								26							
								27							
								28							
								29							
								30							
								31							
								32							
								33							
								34							
								35							
								36							
								37							
								38							
								39							
								40							

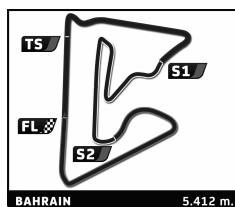


**FIA WEC**  
**6 Hours of Bahrain**  
**Free Practice 2**

**Sector Analysis**

■ Personal Best ■ Session Best B Crossing the finish line in pit lane

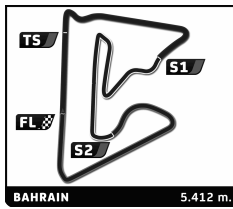
Lap	D	Time	Sector 1	Sector 2	Sector 3	T. Spd	Elapsed	Lap	D	Time	Sector 1	Sector 2	Sector 3	T. Spd	Elapsed
30	2	3:10.148	1:50.407	43.293	36.448	166.2	1:20:55.087	16	3	4:35.013	3:16.545	42.665	35.803	178.2	39:35.359
31	2	1:56.895	37.520	43.016	36.359	263.0	1:22:51.982	17	3	1:55.620	36.706	41.885	37.029	262.4	41:30.979
32	2	1:57.345	37.366	43.085	36.894	264.3	1:24:49.327	18	3	1:54.924	36.950	41.652	36.322	261.7	43:25.903
33	2	1:59.729	38.417	43.246	38.066	262.4	1:26:49.056	19	3	1:55.027	36.842	41.854	36.331	258.6	45:20.930
34	2	1:58.023	38.161	43.350	36.512	264.3	1:28:47.079	20	3	1:54.236	36.667	41.717	35.852	261.1	47:15.166
35	2	1:57.899	37.808	43.117	36.974	263.0	1:30:44.978	21	3	1:54.809	36.842	42.092	35.875	261.7	49:09.975
<b>25</b> <b>Delta-ADR</b> Oreca 03 - Nissan LMP2 1. Fabien GIROIX 2. Robbie KERR 3. Craig DOLBY								22 3 1:53.765 36.641 41.494 35.630 261.7 51:03.740							
1	1	2:20.153	59.257	43.908	36.988	149.5	2:20.153	23	3	1:54.805	36.696	42.244	35.865	263.0	52:58.545
2	1	1:56.753	37.758	42.794	36.201	253.8	4:16.906	24	3	2:02.395 B	36.779	41.814	43.802	260.5	55:00.940
3	1	1:55.598	37.269	42.224	36.105	260.5	6:12.504	25	1	11:09.484	9:49.019	42.549	37.916	173.7	1:06:10.424
4	1	1:55.586	37.167	42.038	36.381	259.2	8:08.090	26	1	1:57.606	37.465	42.851	37.290	262.4	1:08:08.030
5	1	1:56.676	37.834	42.482	36.360	261.1	10:04.766	27	1	1:56.459	37.829	42.225	36.405	261.7	1:10:04.489
6	1	1:56.189	37.225	42.753	36.211	258.6	12:00.955	28	1	1:55.421	37.176	42.139	36.106	261.7	1:11:59.910
7	1	1:55.311	37.097	42.043	36.171	257.4	13:56.266	29	1	1:55.799	38.110	41.836	35.853	260.5	1:13:55.709
8	1	2:04.233 B	38.588	42.684	42.961	215.0	16:00.499	30	1	1:55.205	37.201	41.844	36.160	261.1	1:15:50.914
9	3	3:56.741	2:34.899	44.126	37.716	173.4	19:57.240	31	1	1:55.789	37.788	41.932	36.069	261.7	1:17:46.703
10	3	1:57.680	37.751	43.162	36.767	242.4	21:54.920	32	1	1:56.757	37.833	42.270	36.654	262.4	1:19:43.460
11	3	1:56.483	37.371	42.565	36.547	257.4	23:51.403	33	1	1:55.701	37.369	42.204	36.128	261.1	1:21:39.161
12	3	1:56.124	37.788	42.008	36.328	257.4	25:47.527	34	1	1:56.243	37.524	42.488	36.231	260.5	1:23:35.404
13	3	1:55.633	37.182	42.088	36.363	258.6	27:43.160	35	1	1:56.636	37.289	42.630	36.717	263.0	1:25:32.040
14	3	2:01.885 B	37.369	42.515	42.001	253.8	29:45.045	36	1	1:57.901	37.796	43.934	36.171	265.6	1:27:29.941
15	3	13:37.292	...	45.302	36.711	151.6	43:22.337	37	1	1:56.393	37.312	42.985	36.096	262.4	1:29:26.334
16	3	1:55.274	37.228	42.034	<b>36.012</b>	259.2	45:17.611	38	1	1:55.594	37.406	41.947	36.241	263.6	1:31:21.928
17	3	1:55.699	<b>36.843</b>	42.742	36.114	260.5	47:13.310	<b>31</b> <b>Lotus</b> Lotus T128 LMP2 1. Kevin WEEDA 2. Vitantonio LIUZZI 3. Lucas AUER							
18	3	1:57.479	36.976	42.019	38.484	259.9	49:10.789	1	3	2:38.012	1:14.789	45.399	37.824	135.4	2:38.012
19	3	<b>1:54.994</b>	37.056	<b>41.874</b>	36.064	261.1	51:05.783	2	3	1:58.729	37.740	43.382	37.607	266.2	4:36.741
20	3	2:03.091 B	36.981	42.584	43.526	261.7	53:08.874	3	3	2:01.320	38.100	45.827	37.393	242.4	6:38.061
21	2	13:04.765	...	43.147	37.340	168.8	1:06:13.639	4	3	1:57.728	37.576	43.068	37.084	267.6	8:35.789
22	2	1:58.583	37.877	43.778	36.928	262.4	1:08:12.222	5	3	1:57.133	37.327	42.752	37.054	266.9	10:32.922
23	2	1:57.520	37.520	42.694	37.306	261.7	1:10:09.742	6	3	1:57.389	37.322	43.022	37.045	267.6	12:30.311
24	2	1:56.455	37.622	42.438	36.395	259.9	1:12:06.197	7	3	1:58.585	37.566	43.481	37.538	266.2	14:28.896
25	2	1:56.517	37.650	42.290	36.577	259.9	1:14:02.714	8	3	2:05.278 B	38.574	43.599	43.105	263.0	16:34.174
26	2	1:56.653	37.358	42.607	36.688	260.5	1:15:59.367	9	3	6:12.708	4:44.102	47.101	41.505	152.2	22:46.882
27	2	2:01.871 B	37.368	42.557	41.946	258.6	1:18:01.238	10	3	<b>1:54.188</b>	36.443	<b>41.538</b>	36.207	265.6	24:41.070
28	1	4:06.287 B	2:41.087	43.468	41.732	148.2	1:22:07.525	11	3	1:58.575	36.548	43.510	38.517	267.6	26:39.645
29	3	3:39.169 B	2:16.106	42.313	40.750	166.2	1:25:46.694	12	3	1:55.630	<b>36.382</b>	41.941	37.307	268.9	28:35.275
30	1	3:35.346 B	2:05.079	44.291	45.976	160.3	1:29:22.040	13	3	1:54.568	36.463	41.694	36.411	268.9	30:29.843
<b>26</b> <b>G-Drive Racing</b> Oreca 03 - Nissan LMP2 1. Roman RUSINOV 2. John MARTIN 3. Mike CONWAY								14 3 1:54.877 36.440 41.942 36.495 268.2 32:24.720							
1	2	2:16.843	55.323	44.276	37.244	146.8	2:16.843	15	3	2:00.205 B	36.944	42.098	41.163	265.6	34:24.925
2	2	1:57.774	37.512	42.567	37.695	261.7	4:14.617	16	1	5:00.842	3:33.566	49.213	38.063	125.7	39:25.767
3	2	1:55.872	37.422	42.181	36.269	261.1	6:10.489	17	1	2:03.424	38.727	46.399	38.298	234.0	41:29.191
4	2	1:56.693	37.688	42.646	36.359	261.1	8:07.182	18	1	2:00.817	38.142	44.786	37.889	263.6	43:30.008
5	2	2:03.890 B	38.255	42.716	42.919	256.2	10:11.072	19	1	2:00.508	38.388	44.281	37.839	264.3	45:30.516
6	2	3:23.123	1:54.313	42.751	46.059	179.1	13:34.195	20	1	2:01.122	38.814	44.484	37.824	234.5	47:31.638
7	2	2:03.260	36.383	41.903	44.974	261.7	15:37.455	21	1	2:01.073	38.433	44.507	38.133	264.9	49:32.711
8	2	<b>1:52.081</b>	<b>36.225</b>	<b>40.765</b>	<b>35.091</b>	263.6	17:29.536	22	1	2:01.707	38.710	45.185	37.812	235.1	51:34.418
9	2	1:53.241	36.278	41.480	35.483	263.0	19:22.777	23	1	2:02.160	39.171	44.829	38.160	258.6	53:36.578
10	2	1:59.379 B	36.602	41.425	41.352	264.3	21:22.156	24	1	2:11.344 B	39.139	45.231	46.974	263.6	55:47.922
11	3	6:01.714	4:44.227	42.028	35.459	177.1	27:23.870	25	2	13:13.571	...	42.586	36.820	119.1	1:09:01.493
12	3	1:53.079	36.384	40.856	35.839	261.1	29:16.949	26	2	1:56.119	37.104	42.664	36.351	264.9	1:10:57.612
13	3	1:53.200	36.275	41.549	35.376	261.7	31:10.149	27	2	1:55.286	37.010	42.139	36.137	264.3	1:12:52.898
14	3	1:53.398	36.333	41.714	35.351	261.7	33:03.547	28	2	1:54.768	36.853	41.845	<b>36.070</b>	265.6	1:14:47.666
15	3	1:56.799 B	36.567	41.007	39.225	261.7	35:00.346	29	2	2:01.982 B	37.463	42.724	41.795	268.2	1:16:49.648
								30 2 6:53.641 5:33.593 43.181 36.867 168.3 1:23:43.289							
								31 2 1:56.834 37.735 42.593 36.506 263.6 1:25:40.123							



FIA WEC  
6 Hours of Bahrain  
Free Practice 2  
Sector Analysis

Personal Best Session Best B Crossing the finish line in pit lane

Lap	D	Time	Sector 1	Sector 2	Sector 3	T. Spd	Elapsed	Lap	D	Time	Sector 1	Sector 2	Sector 3	T. Spd	Elapsed
32	2	1:55.756	37.055	42.151	36.550	266.2	1:27:35.879	25	3	2:02.495 B	37.143	43.073	42.279	263.6	1:10:26.855
33	2	1:55.364	37.199	42.025	36.140	263.0	1:29:31.243	26	2	4:04.384	2:42.955	44.191	37.238	174.8	1:14:31.239
34	2	1:56.348	37.144	42.876	36.328	269.6	1:31:27.591	27	2	1:58.919	37.911	44.146	36.862	223.0	1:16:30.158
<b>32 Lotus</b> 1. Thomas HOLZER 3. Jan CHAROUZ Lotus T128 2. Dominik KRAIHAMER LMP2								<b>41 Greaves Motorsport</b> 1. Björn WIRDHEIM 3. Jon LANCASTER Zytek Z11SN - Nissan 2. Wolfgang REIP LMP2							
1	1	2:17.883	56.232	44.176	37.475	121.1	2:17.883	1	1	2:12.841	52.625	44.263	35.953	126.7	2:12.841
2	1	1:57.719	37.735	43.053	36.931	259.2	4:15.602	2	1	1:56.117	38.961	41.703	35.453	258.0	4:08.958
3	1	1:58.565	37.772	43.894	36.899	261.1	6:14.167	3	1	1:52.939	36.604	41.111	35.224	260.5	6:01.897
4	1	1:58.209	38.120	42.940	37.149	261.1	8:12.376	4	1	1:53.154	36.260	41.430	35.464	260.5	7:55.051
5	1	2:03.620 B	37.904	43.748	41.968	260.5	10:15.996	5	1	1:59.262 B	36.298	42.603	40.361	261.1	9:54.313
6	1	14:34.937	...	42.167	36.848	147.8	24:50.933	6	2	3:42.639	2:24.367	42.313	35.959	162.0	13:36.952
7	1	1:54.907	36.939	41.784	36.184	262.4	26:45.840	7	2	1:56.125	36.601	42.790	36.734	259.2	15:33.077
8	1	1:55.063	36.927	41.779	36.357	262.4	28:40.903	8	2	1:54.766	36.961	42.173	35.632	259.9	17:27.843
9	1	1:55.187	37.209	41.772	36.206	263.0	30:36.090	9	2	1:56.045	36.932	42.129	36.984	252.6	19:23.888
10	1	1:55.007	36.819	42.055	36.133	262.4	32:31.097	10	2	2:02.741 B	36.848	42.872	43.021	257.4	21:26.629
11	1	2:03.082 B	37.051	44.271	41.760	264.9	34:34.179	11	3	3:42.089	2:24.187	41.978	35.924	136.1	25:08.718
12	3	5:35.921	4:13.655	44.218	38.048	160.3	40:10.100	12	3	1:54.899	37.179	41.563	36.157	260.5	27:03.617
13	3	1:57.820	37.640	42.850	37.330	262.4	42:07.920	13	3	1:59.036	37.386	44.780	36.870	261.7	29:02.653
14	3	1:57.236	37.940	42.508	36.788	257.4	44:05.156	14	3	1:55.242	36.409	41.812	37.021	261.1	30:57.895
15	3	1:56.398	37.099	42.583	36.716	261.7	46:01.554	15	3	2:00.195 B	36.623	41.419	42.153	261.1	32:58.090
16	3	2:00.801 B	37.065	42.384	41.352	263.6	48:02.355	16	1	7:00.640	5:42.699	41.735	36.206	129.0	39:58.730
17	3	5:34.713	4:12.895	43.592	38.226	155.9	53:37.068	17	1	1:53.855	36.469	41.750	35.636	261.7	41:52.585
18	3	2:06.337 B	37.843	42.885	45.609	263.0	55:43.405	18	1	1:58.518 B	36.281	41.766	40.471	263.0	43:51.103
19	3	10:27.510	9:06.954	43.790	36.766	154.8	1:06:10.915	19	2	5:32.713	4:14.101	42.110	36.502	170.9	49:23.816
20	3	1:58.170	37.515	43.236	37.419	251.4	1:08:09.085	20	2	1:56.303	37.142	42.248	36.913	259.9	51:20.119
21	3	1:56.976	37.550	42.371	37.055	264.3	1:10:06.061	21	2	1:56.044	37.303	42.515	36.246	259.2	53:16.183
22	3	1:56.272	37.041	42.228	37.003	263.0	1:12:02.333	22	2	2:15.790 B	37.261	42.324	56.205	260.5	55:31.973
23	3	1:56.086	37.286	42.295	36.505	262.4	1:13:58.419	23	2	11:21.925	...	43.065	36.682	172.0	1:06:53.898
24	3	2:01.269 B	37.333	42.347	41.589	263.0	1:15:59.688	24	2	1:56.660	37.127	43.177	36.356	251.4	1:08:50.558
<b>35 OAK Racing</b> 1. Bertrand BAGUETTE 3. Martin PLOWMAN Morgan - Nissan 2. Ricardo GONZALEZ LMP2								<b>45 OAK Racing</b> 1. Jacques NICOLET 3. David CHENG Morgan - Nissan 2. Keiko IHARA LMP2							
1	1	3:59.466	2:32.952	47.208	39.306	173.9	3:59.466	1	2	2:48.477	1:23.368	46.153	38.956	142.8	2:48.477
2	1	1:51.882	36.083	40.685	35.114	263.6	5:51.348	2	2	2:04.490	39.914	44.525	40.051	185.9	4:52.967
3	1	1:52.101	36.385	40.692	35.024	263.6	7:43.449	3	2	2:00.691	38.703	44.044	37.944	233.5	6:53.658
4	1	1:54.577	36.192	41.452	36.933	265.6	9:38.026	4	2	1:58.891	38.057	43.483	37.351	244.1	8:52.549
5	1	1:52.671	36.492	40.993	35.186	266.9	11:30.697	5	2	1:59.268	38.198	43.445	37.625	245.7	10:51.817
6	1	2:02.426 B	36.477	41.700	44.249	265.6	13:33.123	6	2	2:00.316	37.944	43.724	38.648	256.8	12:52.133
7	2	5:47.691	4:29.848	42.093	35.750	175.9	19:20.814	7	2	2:16.929 B	38.621	46.504	51.804	261.1	15:09.062
8	2	1:57.958	37.415	42.267	38.276	262.4	21:18.772	8	2	7:13.116	5:51.941	43.769	37.406	130.6	22:22.178
9	2	2:00.556	38.840	44.577	37.139	263.0	23:19.328	9	2	1:55.441	36.684	41.779	36.978	264.3	24:17.619
10	2	1:55.992	37.697	42.377	35.918	263.0	25:15.320								
11	2	1:54.876	36.787	42.276	35.813	264.9	27:10.196								
12	2	1:55.205	36.764	42.103	36.338	266.2	29:05.401								
13	2	2:01.665 B	37.749	42.271	41.645	264.3	31:07.066								
14	3	4:54.348	3:35.554	42.392	36.402	178.2	36:01.414								
15	3	1:55.261	37.108	42.017	36.136	263.6	37:56.675								
16	3	1:56.112	37.061	42.761	36.290	265.6	39:52.787								
17	3	1:54.909	36.867	41.934	36.108	263.6	41:47.696								
18	3	1:54.820	36.775	41.753	36.292	261.1	43:42.516								
19	3	1:55.084	36.971	42.068	36.045	266.2	45:37.600								
20	3	2:00.590 B	36.742	42.531	41.317	264.9	47:38.190								
21	3	5:32.662	4:14.556	41.879	36.227	179.4	53:10.852								
22	3	2:08.115 B	37.007	42.795	48.313	263.0	55:18.967								
23	3	11:06.638	9:47.943	42.661	36.034	149.3	1:06:25.605								
24	3	1:58.755	37.223	43.358	38.174	263.6	1:08:24.360								



**FIA WEC**  
**6 Hours of Bahrain**  
**Free Practice 2**  
**Sector Analysis**

■ Personal Best ■ Session Best B Crossing the finish line in pit lane

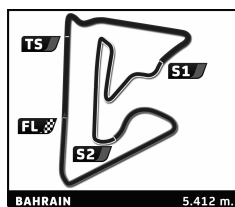
Lap	D	Time	Sector 1	Sector 2	Sector 3	T. Spd	Elapsed	Lap	D	Time	Sector 1	Sector 2	Sector 3	T. Spd	Elapsed
10	2	1:54.260	36.417	41.845	35.998	263.0	26:11.879	27	3	1:53.270	36.509	41.099	35.662	264.9	1:22:42.646
11	2	1:54.377	36.722	41.816	35.839	263.6	28:06.256	28	3	1:55.593	36.705	42.705	36.183	264.9	1:24:38.239
12	2	1:53.690	36.549	41.613	35.528	264.9	29:59.946	29	3	1:53.961	36.609	41.486	35.866	264.3	1:26:32.200
13	2	1:53.558	36.556	41.345	35.657	263.6	31:53.504	30	3	1:56.191	36.814	42.662	36.715	266.2	1:28:28.391
14	2	2:04.051 B	36.760	43.029	44.262	265.6	33:57.555	31	3	1:54.349	36.709	41.665	35.975	264.3	1:30:22.740
15	1	4:23.268	3:00.984	45.460	36.824	145.3	38:20.823								
16	1	1:57.427	37.203	42.991	37.233	259.9	40:18.250								
17	1	1:55.901	37.417	41.823	36.661	258.0	42:14.151								
18	1	1:56.159	37.553	42.050	36.556	253.2	44:10.310								
19	1	1:56.486	37.339	42.793	36.354	263.0	46:06.796								
20	1	1:57.276	37.210	43.258	36.808	263.6	48:04.072								
21	1	1:57.932	37.617	42.756	37.559	263.0	50:02.004								
22	1	1:57.105	37.600	42.721	36.784	263.6	51:59.109								
23	1	1:56.690	37.391	42.480	36.819	262.4	53:55.799								
24	1	2:12.392 B	37.359	45.961	49.072	256.2	56:08.191								
25	3	10:42.784	9:17.085	47.917	37.782	138.7	1:06:50.975								
26	3	2:01.782	38.901	45.972	36.909	238.2	1:08:52.757								
27	3	1:58.082	37.409	43.699	36.974	264.3	1:10:50.839								
28	3	1:57.565	37.970	42.680	36.915	263.0	1:12:48.404								
29	3	1:59.172	37.293	44.639	37.240	263.6	1:14:47.576								
30	3	1:58.947	38.146	43.874	36.927	243.0	1:16:46.523								
31	3	1:56.069	37.267	42.512	36.290	265.6	1:18:42.592								
32	3	1:57.237	37.648	42.915	36.674	263.6	1:20:39.829								
33	3	1:59.152	38.001	43.291	37.860	266.9	1:22:38.981								
34	3	2:00.221	39.017	43.741	37.463	255.6	1:24:39.202								
35	3	1:57.583	37.826	42.847	36.910	247.4	1:26:36.785								
36	3	1:56.831	37.687	42.716	36.428	264.3	1:28:33.616								
37	3	1:57.277	38.024	42.948	36.305	264.3	1:30:30.893								

49		Pecom Racing		Oreca 03 - Nissan			
		1. Luis PEREZ COMPANC		3. Pierre KAFFER			
		2. Nicolas MINASSIAN		LMP2			
1	2	5:24.305	4:05.799	41.839	36.667	171.2	5:24.305
2	2	1:53.036	36.609	41.032	35.395	262.4	7:17.341
3	2	1:52.054	36.304	40.822	34.928	264.9	9:09.395
4	2	1:51.798	36.128	40.615	35.055	263.6	11:01.193
5	2	1:57.444 B	36.297	40.564	40.583	263.0	12:58.637
6	2	3:20.444	2:02.949	41.853	35.642	173.4	16:19.081
7	2	1:53.198	36.237	41.264	35.697	264.3	18:12.279
8	2	1:58.977 B	36.866	41.446	40.665	261.7	20:11.256
9	1	10:06.367	8:45.653	44.051	36.663	114.1	30:17.623
10	1	1:56.955	37.549	43.003	36.403	259.9	32:14.578
11	1	1:55.606	37.041	41.977	36.588	262.4	34:10.184
12	1	1:55.235	37.183	42.025	36.027	262.4	36:05.419
13	1	1:58.389	37.358	43.338	37.693	263.0	38:03.808
14	1	1:57.095	37.267	43.286	36.542	262.4	40:00.903
15	1	1:59.667	37.944	44.183	37.540	264.3	42:00.570
16	1	2:04.560 B	37.927	42.659	43.974	264.3	44:05.130
17	1	3:27.066	2:06.227	43.006	37.833	88.3	47:32.196
18	1	1:58.102	38.409	43.331	36.362	259.9	49:30.298
19	1	1:56.059	37.058	42.285	36.716	264.3	51:26.357
20	1	1:56.713	37.306	42.571	36.836	264.3	53:23.070
21	1	2:10.458 B	37.332	42.488	50.638	262.4	55:33.528
22	3	15:28.746	...	43.730	35.967	150.5	1:11:02.274
23	3	1:55.504	37.810	41.947	35.747	261.1	1:12:57.778
24	3	1:54.491	36.960	41.373	36.158	263.6	1:14:52.269
25	3	2:00.962 B	37.472	42.884	40.606	265.6	1:16:53.231
26	3	3:56.145	2:28.614	52.060	35.471	151.8	1:20:49.376

50		Larbre Competition		Chevrolet Corvette C6-ZR1			
		1. Patrick BORNHAUSER		3. Fernando REES			
		2. Julien CANAL		LMGTE Am			
1	1	2:49.343	1:20.069	48.062	41.212	114.1	2:49.343
2	1	2:05.247	40.061	45.584	39.602	203.7	4:54.590
3	1	2:05.593	40.098	45.559	39.936	247.4	7:00.183
4	1	2:05.228	40.131	45.700	39.397	210.8	9:05.411
5	1	2:06.067	40.682	45.581	39.804	248.5	11:11.478
6	1	2:04.940	39.727	45.421	39.792	223.9	13:16.418
7	1	2:14.141 B	39.499	46.206	48.436	222.0	15:30.559
8	2	4:40.749	3:14.667	46.474	39.608	155.7	20:11.308
9	2	2:03.949	39.665	45.242	39.042	232.0	22:15.257
10	2	2:03.944	39.168	45.522	39.254	243.0	24:19.201
11	2	2:03.245	39.259	45.069	38.917	244.6	26:22.446
12	2	2:04.230	39.244	44.782	40.204	243.5	28:26.676
13	2	2:14.562 B	39.859	45.643	49.060	241.9	30:41.238
14	3	4:25.612	2:59.601	46.276	39.735	120.9	35:06.850
15	3	2:03.929	39.554	45.153	39.222	248.5	37:10.779
16	3	2:03.442	39.574	44.797	39.071	251.4	39:14.221
17	3	2:03.453	39.307	45.324	38.822	252.0	41:17.674
18	3	2:03.529	39.505	45.065	38.959	250.3	43:21.203
19	3	2:09.879 B	39.351	45.159	45.369	249.7	45:31.082
20	3	3:53.657	2:28.953	44.308	40.396	149.9	49:24.739
21	3	2:01.602	38.850	44.211	38.541	250.3	51:26.341
22	3	2:01.922	38.693	44.694	38.535	246.8	53:28.263
23	3	2:13.155 B	38.773	44.234	50.148	249.7	55:41.418
24	3	11:08.673	9:44.935	44.923	38.815	169.3	1:06:50.091
25	3	2:08.048	39.110	50.408	38.530	246.8	1:08:58.139
26	3	2:12.571	39.086	53.978	39.507	250.3	1:11:10.710
27	3	2:04.868	39.305	46.527	39.036	240.8	1:13:15.578
28	3	2:03.320	39.129	44.818	39.373	250.8	1:15:18.898
29	3	2:08.241 B	39.135	45.292	43.814	245.7	1:17:27.139
30	2	4:21.838	2:56.479	45.549	39.810	153.7	1:21:48.977
31	2	2:05.119	39.445	46.262	39.412	244.6	1:23:54.096
32	2	2:04.112	39.408	45.483	39.221	240.3	1:25:58.208
33	2	2:03.641	39.385	45.044	39.212	244.6	1:28:01.849
34	2	2:04.032	39.582	45.322	39.128	238.7	1:30:05.881

51		AF Corse		Ferrari F458 Italia			
		1. Gianmaria BRUNI		LMGTE Pro			
		2. Toni VILANDER					
1	2	2:46.601	1:18.545	48.015	40.041	113.2	2:46.601
2	2	2:09.245	39.851	50.375	39.019	209.6	4:55.846
3	2	2:04.196	39.659	45.216	39.321	246.8	7:00.042
4	2	2:11.325	39.054	48.883	43.388	228.1	9:11.367
5	2	2:03.172	38.884	44.953	39.335	246.8	11:14.539
6	2	2:02.685	38.875	44.932	38.878	240.8	13:17.224
7	2	2:10.870 B	39.215	45.624	46.031	241.9	15:28.094
8	2	5:05.228	3:41.182	44.912	39.134	151.1	20:33.322
9	2	2:02.953	38.843	44.787	39.323	252.0	22:36.275
10	2	2:02.627	38.800	44.796	39.031	253.2	24:38.902
11	2	2:02.606	38.774	44.566	39.266	251.4	26:41.508
12	2	2:11.734 B	38.882	45.296	47.556	239.2	28:53.242





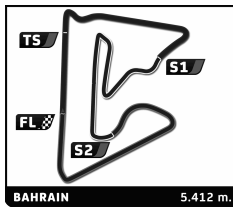
# FIA WEC

## 6 Hours of Bahrain

### Free Practice 2

#### Sector Analysis

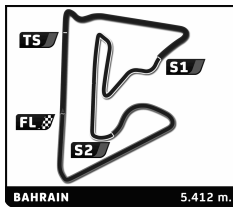
								Personal Best		Session Best		B Crossing the finish line in pit lane				
Lap	D	Time	Sector 1	Sector 2	Sector 3	T. Spd	Elapsed	Lap	D	Time	Sector 1	Sector 2	Sector 3	T. Spd	Elapsed	
13	2	7:36.039	6:12.479	44.672	38.888	167.0	36:29.281									
14	2	2:02.461	38.926	44.615	38.920	245.7	38:31.742									
15	2	2:02.531	38.810	44.761	38.960	246.8	40:34.273									
16	2	2:02.370	38.793	44.485	39.092	250.8	42:36.643									
17	2	2:12.871	B	40.576	46.080	46.215	253.2	44:49.514								
18	1	4:05.246	2:39.733	46.244	39.269	162.2	48:54.760									
19	1	2:03.471	39.152	45.090	39.229	250.3	50:58.231									
20	1	2:06.793	39.299	48.374	39.120	242.4	53:05.024									
21	1	2:12.326	B	39.658	45.172	47.496	217.6	55:17.350								
22	1	12:04.857	...	44.348	<b>38.204</b>	157.5	1:07:22.207									
23	1	2:01.260	38.966	43.972	38.322	248.0	1:09:23.467									
24	1	2:01.478	38.561	44.362	38.555	243.0	1:11:24.945									
25	1	<b>2:00.886</b>	38.600	<b>43.924</b>	38.362	249.1	1:13:25.831									
26	1	2:01.281	38.611	44.220	38.450	248.0	1:15:27.112									
27	1	2:01.388	38.737	44.131	38.520	253.8	1:17:28.500									
28	1	2:06.152	B	38.706	44.300	43.146	252.0	1:19:34.652								
29	1	3:40.628	2:17.955	44.209	38.464	134.9	1:23:15.280									
30	1	2:01.311	38.799	44.293	38.219	248.0	1:25:16.591									
31	1	2:01.493	<b>38.494</b>	44.226	38.773	251.4	1:27:18.084									
32	1	2:02.194	38.946	44.350	38.898	236.1	1:29:20.278									
33	1	2:01.254	38.810	44.117	38.327	250.3	1:31:21.532									
								<b>61</b> AF Corse Ferrari F458 Italia LMGTE Am 1. François PERRODO 3. Matt GRIFFIN 2. Emmanuel COLLARD								
1	2	3:10.049	1:44.464	46.182	39.403	162.5	3:10.049									
2	2	2:03.815	39.276	45.323	39.216	248.0	5:13.864									
3	2	2:04.157	39.147	45.679	39.331	247.4	7:18.021									
4	2	2:03.443	39.220	45.146	39.077	246.8	9:21.464									
5	2	2:08.311	B	39.279	45.632	43.400	250.8	11:29.775								
6	2	3:09.576	1:47.239	44.464	<b>37.873</b>	168.5	14:39.351									
7	2	<b>2:00.631</b>	<b>38.431</b>	44.097	38.103	253.2	16:39.982									
8	2	2:00.883	38.520	<b>44.055</b>	38.308	252.6	18:40.865									
9	2	2:06.696	38.704	47.617	40.375	249.7	20:47.561									
10	2	2:07.768	B	38.767	44.955	44.046	249.1	22:55.329								
11	2	6:24.983	5:00.454	44.965	39.564	169.6	29:20.312									
12	2	2:02.060	38.960	44.601	38.499	251.4	31:22.372									
13	2	2:06.627	B	38.784	44.586	43.257	252.6	33:28.999								
14	1	4:03.584	2:35.976	47.191	40.417	145.1	37:32.583									
15	1	2:06.985	40.662	46.622	39.701	251.4	39:39.568									
16	1	2:06.745	40.666	46.491	39.588	245.2	41:46.313									
17	1	2:07.303	41.044	46.565	39.694	241.9	43:53.616									
18	1	2:06.788	40.346	46.619	39.823	245.2	46:00.404									
19	1	2:09.237	41.306	47.576	40.355	246.8	48:09.641									
20	1	2:07.800	40.565	47.354	39.881	226.7	50:17.441									
21	1	2:06.444	40.131	46.501	39.812	237.6	52:23.885									
22	1	2:10.392	40.100	46.669	43.623	244.1	54:34.277									
23	1	2:25.268	B	46.829	49.109	49.330	203.7	56:59.545								
24	1	9:36.251	8:09.577	46.539	40.135	154.6	1:06:35.796									
25	1	2:06.946	40.548	46.538	39.860	229.6	1:08:42.742									
26	1	2:13.986	B	40.286	46.760	46.940	241.3	1:10:56.728								
27	3	3:25.603	1:58.069	47.261	40.273	147.2	1:14:22.331									
28	3	2:04.951	39.949	45.524	39.478	241.3	1:16:27.282									
29	3	2:03.850	39.507	45.322	39.021	245.2	1:18:31.132									
30	3	2:03.556	39.082	45.142	39.332	250.8	1:20:34.688									
31	3	2:03.602	39.464	45.107	39.031	252.6	1:22:38.290									
32	3	2:06.753	40.163	46.835	39.755	245.7	1:24:45.043									
33	3	2:05.155	39.459	45.482	40.214	240.3	1:26:50.198									
34	3	2:03.601	39.280	45.301	39.020	245.7	1:28:53.799									
35	3	2:03.925	39.251	45.486	39.188	250.8	1:30:57.724									
								<b>71</b> AF Corse Ferrari F458 Italia LMGTE Pro 1. Kamui KOBAYASHI 2. Giancarlo FISICHELLA								
1	1	2:30.033	1:03.643	45.540	40.850	165.7	2:30.033									
2	1	2:04.301	39.427	45.516	39.358	248.5	4:34.334									
3	1	2:06.930	39.513	47.244	40.173	244.6	6:41.264									
4	1	2:03.485	39.271	45.164	39.050	246.3	8:44.749									
5	1	2:03.774	39.263	45.071	39.440	244.6	10:48.523									
6	1	2:08.946	B	39.315	45.145	44.486	245.2	12:57.469								
7	1	7:49.227	6:24.917	45.141	39.169	166.7	20:46.696									
8	1	2:05.314	39.229	46.200	39.885	243.5	22:52.010									
9	1	2:03.985	39.452	45.275	39.258	248.0	24:55.995									
10	1	2:03.598	39.347	45.151	39.100	250.3	26:59.593									
11	1	2:09.422	B	39.576	46.119	43.727	245.2	29:09.015								
12	2	3:41.406	2:16.332	45.547	39.527	159.4	32:50.421									
13	2	2:06.283	40.227	46.170	39.886	225.8	34:56.704									
14	2	2:05.292	39.652	45.992	39.648	236.1	37:01.996									
15	2	2:04.677	39.431	45.632	39.614	245.2	39:06.673									
16	2	2:05.570	39.508	46.427	39.635	245.2	41:12.243									
								<b>57</b> Krohn Racing Ferrari F458 Italia LMGTE Am 1. Tracy KROHN 3. Maurizio MEDIANI 2. Niclas JÖNSSON								
1	3	3:30.321	2:04.303	46.555	39.463	159.4	3:30.321									
2	3	2:02.740	39.047	44.808	38.885	250.3	5:33.061									
3	3	2:02.724	39.037	44.732	38.955	244.1	7:35.785									
4	3	2:02.611	38.896	44.763	38.952	244.6	9:38.396									
5	3	2:02.527	38.874	44.542	39.111	248.5	11:40.923									
6	3	2:11.080	B	39.317	46.572	45.191	236.6	13:52.003								
7	3	7:07.561	5:43.416	44.890	39.255	162.0	20:59.564									
8	3	2:01.986	38.710	44.540	<b>38.736</b>	245.2	23:01.550									
9	3	2:01.779	38.711	44.246	38.822	249.7	25:03.329									
10	3	2:02.034	38.767	44.304	38.963	249.7	27:05.363									
11	3	<b>2:01.667</b>	<b>38.661</b>	<b>44.244</b>	38.762	250.3	29:07.030									
12	3	2:13.848	B	40.477	47.610	45.761	246.8	31:20.878								
13	1	6:31.406	5:01.388	47.824	42.194	137.5	37:52.284									
14	1	2:08.239	40.323	46.599	41.317	228.6	40:00.523									
15	1	2:07.355	40.471	46.286	40.598	234.5	42:07.878									
16	1	2:07.570	40.086	46.524	40.960	226.7	44:15.448									
17	1	2:08.253	40.216	47.715	40.322	237.1	46:23.701									
18	1	2:06.356	39.993	46.099	40.264	241.3	48:30.057									
19	1	2:05.886	39.881	45.831	40.174	234.0	50:35.943									
20	1	2:05.408	39.884	45.483	40.041	236.1	52:41.351									
21	1	2:14.429	B	39.660	46.258	48.511	239.7	54:55.780								
22	1	12:50.625	...	46.354	40.255	157.5	1:07:46.405									
23	1	2:47.489	40.136	45.750	1:21.603	238.2	1:10:33.894									
24	1	2:07.371	41.081	46.119	40.171	223.9	1:12:41.265									
25	1	2:05.661	39.931	45.705	40.025	235.1	1:14:46.926									
26	1	2:07.172	41.089	46.012	40.071	242.4	1:16:54.098									
27	1	2:06.628	40.340	45.952	40.336	241.3	1:19:00.726									
28	1	2:06.204	40.252	46.146	39.806	243.0	1:21:06.930									
29	1	2:45.535	B	39.987	1:12.517	53.031	235.1	1:23:52.465								
30	2	3:45.034	2:16.480	48.296	40.258	137.0	1:27:37.499									
31	2	2:05.081	39.749	45.686	39.646	245.7	1:29:42.580									
32	2	2:04.194	39.541	45.310	39.343	251.4	1:31:46.774									



**FIA WEC**  
**6 Hours of Bahrain**  
**Free Practice 2**  
**Sector Analysis**

■ Personal Best ■ Session Best B Crossing the finish line in pit lane

Lap	D	Time	Sector 1	Sector 2	Sector 3	T. Spd	Elapsed	Lap	D	Time	Sector 1	Sector 2	Sector 3	T. Spd	Elapsed							
17	2	2:04.666	39.344	45.674	39.648	242.4	43:16.909	10	2	4:08.758	2:32.734	51.896	44.128	163.9	27:42.808							
18	2	2:06.584	39.613	47.131	39.840	238.7	45:23.493	11	2	2:04.357	39.648	45.262	39.447	224.8	29:47.165							
19	2	2:05.709	39.457	46.207	40.045	246.3	47:29.202	12	2	2:03.498	39.346	44.974	39.178	237.1	31:50.663							
20	2	2:13.882 B	41.104	48.084	44.694	246.3	49:43.084	13	2	2:09.102 B	39.270	45.451	44.381	245.2	33:59.765							
21	1	3:16.903	1:51.821	45.396	39.686	165.7	52:59.987	14	2	4:07.401	2:43.192	45.255	38.954	157.0	38:07.166							
22	1	2:04.911 B	38.432	43.725	42.754	248.0	55:04.898	15	2	2:02.863	39.016	44.820	39.027	242.4	40:10.029							
23	1	11:22.023	9:56.573	45.042	40.408	167.5	1:06:26.921	16	2	2:03.612	38.865	45.374	39.373	227.2	42:13.641							
24	1	2:00.625	38.582	43.844	38.199	248.0	1:08:27.546	17	2	2:03.338	39.337	44.894	39.107	244.1	44:16.979							
25	1	2:02.369	38.592	44.629	39.148	249.1	1:10:29.915	18	2	2:05.941	39.006	46.213	40.722	231.0	46:22.920							
26	1	2:01.058	38.497	44.104	38.457	251.4	1:12:30.973	19	2	2:03.094	39.167	44.937	38.990	242.4	48:26.014							
27	1	2:02.380	38.444	45.122	38.814	252.6	1:14:33.353	20	2	2:02.720	38.903	44.912	38.905	247.4	50:28.734							
28	1	2:01.191	38.470	44.328	38.393	255.0	1:16:34.544	21	2	2:06.439 B	39.110	44.662	42.667	236.6	52:35.173							
29	1	2:08.456 B	39.206	45.648	43.602	250.3	1:18:43.000	22	3	3:38.523 B	2:03.922	47.991	46.610	144.7	56:13.696							
30	2	3:40.595	2:15.678	45.638	39.279	167.5	1:22:23.595	23	3	10:45.435	9:19.900	46.040	39.495	163.9	1:06:59.131							
31	2	2:02.501	38.968	44.600	38.933	248.0	1:24:26.096	24	3	2:03.331	39.216	45.171	38.944	244.6	1:09:02.462							
32	2	2:01.294	38.613	44.206	38.475	231.5	1:26:27.390	25	3	2:04.410	39.172	46.244	38.994	253.2	1:11:06.872							
33	2	2:01.716	38.578	44.545	38.593	246.3	1:28:29.106	26	3	2:03.001	39.041	45.073	38.887	249.1	1:13:09.873							
34	2	2:01.305	38.393	44.453	38.459	249.7	1:30:30.411	27	3	2:05.237	39.007	44.724	41.506	250.8	1:15:15.110							
<b>76 IMSA Performance Matmut</b> Porsche 911 GT3 RSR								<b>88 Proton Competition</b> Porsche 911 GT3 RSR														
1. Raymond NARAC 3. Markus PALTTALA LMGTE Am								1. Christian RIED 3. Paolo RUBERTI LMGTE Am														
2. Jean-Karl VERNAY								2. Gianluca RODA														
1	2	2:18.687	51.800	45.894	40.993	117.5	2:18.687	1	2	3:19.225	1:35.687	55.555	47.983	135.3	3:19.225							
2	2	2:03.443	39.206	45.248	38.989	240.8	4:22.130	2	2	2:27.360	48.466	54.509	44.385	137.7	5:46.585							
3	2	2:04.362	38.883	46.486	38.993	248.0	6:26.492	3	2	2:19.123	45.217	53.218	40.688	161.0	8:05.708							
4	2	2:02.929	39.409	44.759	38.761	243.5	8:29.421	4	2	2:09.211	43.052	46.105	40.054	236.1	10:14.919							
5	2	2:08.817 B	38.662	46.449	43.706	249.1	10:38.238	5	2	2:07.031	41.541	46.024	39.466	246.3	12:21.950							
6	2	3:43.732	2:20.174	44.690	38.868	165.9	14:21.970	6	2	2:05.224	39.654	45.869	39.701	248.0	14:27.174							
7	2	2:03.899	40.576	44.435	38.888	245.7	16:25.869	7	2	2:13.445 B	41.355	46.426	45.664	237.6	16:40.619							
8	2	2:02.575	39.065	44.617	38.893	249.1	18:28.444	8	2	14:38.103	...	49.342	40.991	162.0	31:18.722							
9	2	2:02.124	38.903	44.393	38.828	248.0	20:30.568	9	2	2:02.756	39.051	44.816	38.889	244.6	33:21.478							
10	2	2:09.228 B	40.300	44.954	43.974	246.8	22:39.796	10	2	2:04.025	39.060	46.038	38.927	237.6	35:25.503							
11	2	3:53.286	2:29.550	44.916	38.820	165.7	26:33.082	11	2	2:02.994	39.072	44.939	38.983	244.6	37:28.497							
12	2	2:03.389	38.989	45.048	39.352	249.1	28:36.471	12	2	2:03.227	39.058	45.284	38.885	239.7	39:31.724							
13	2	2:04.606	38.810	46.961	38.835	245.7	30:41.077	13	2	2:03.756	39.035	45.646	39.075	237.1	41:35.480							
14	2	2:01.914	38.827	44.394	38.693	244.6	32:42.991	14	2	2:17.788 B	41.454	46.531	49.803	193.8	43:53.268							
15	2	2:09.268 B	38.839	44.930	45.499	246.3	34:52.259	15	1	8:06.178	6:38.797	47.405	39.976	164.7	51:59.446							
16	1	4:32.235	3:06.409	46.496	39.330	119.5	39:24.494	16	1	2:05.509	39.758	46.154	39.597	239.2	54:04.955							
17	1	2:06.828	39.622	47.713	39.493	244.6	41:31.322	17	1	2:17.628 B	41.365	47.604	48.659	242.4	56:22.583							
18	1	2:06.099	41.248	45.749	39.102	250.8	43:37.421	18	1	9:48.162	8:22.014	46.138	40.010	165.7	1:06:10.745							
19	1	2:04.068	39.258	45.528	39.282	250.3	45:41.489	19	1	2:06.111	40.466	45.970	39.675	229.1	1:08:16.856							
20	1	2:14.482 B	39.588	46.326	48.568	247.4	47:55.971	20	1	2:04.493	39.888	45.423	39.182	232.0	1:10:21.349							
21	1	5:50.872 B	4:05.952	52.972	51.948	153.7	53:46.843	21	1	2:08.283	40.785	46.231	41.267	235.1	1:12:29.632							
22	3	33:31.746	...	47.319	40.281	129.3	1:27:18.589	22	1	2:04.978	39.225	46.373	39.380	241.3	1:14:34.610							
23	3	2:06.048	40.213	45.784	40.051	225.3	1:29:24.637	23	1	2:12.402 B	39.887	45.900	46.615	235.1	1:16:47.012							
24	3	2:06.910	40.376	46.256	40.278	222.5	1:31:31.547	24	3	3:49.112	2:21.739	45.475	41.898	164.2	1:20:36.124							
<b>81 8 Star Motorsports</b> Ferrari F458 Italia								<b>88 Proton Competition</b> Porsche 911 GT3 RSR														
1. Vicente POTOLICCHIO 3. Davide RIGON LMGTE Am								1. Christian RIED 3. Paolo RUBERTI LMGTE Am														
2. Rui AGUAS								2. Gianluca RODA														
1	1	2:27.341	1:02.993	45.785	38.563	162.2	2:27.341	1	2	3:19.225	1:35.687	55.555	47.983	135.3	3:19.225							
2	1	3:05.262 B	38.855	45.197	1:41.210	249.1	5:32.603	2	2	2:27.360	48.466	54.509	44.385	137.7	5:46.585							
3	1	5:30.191	4:05.625	44.836	39.730	166.5	11:02.794	3	2	2:19.123	45.217	53.218	40.688	161.0	8:05.708							
4	1	2:05.134	39.420	45.921	39.793	244.6	13:07.928	4	2	2:09.211	43.052	46.105	40.054	236.1	10:14.919							
5	1	2:04.202	39.317	45.583	39.302	236.1	15:12.130	5	2	2:07.031	41.541	46.024	39.466	246.3	12:21.950							
6	1	2:04.173	39.317	45.714	39.142	237.6	17:16.303	6	2	2:05.224	39.654	45.869	39.701	248.0	14:27.174							
7	1	2:04.047	39.536	45.337	39.174	238.7	19:20.350	7	2	2:13.445 B	41.355	46.426	45.664	237.6	16:40.619							
8	1	2:04.728	39.344	46.167	39.217	238.2	21:25.078	8	2	14:38.103	...	49.342	40.991	162.0	31:18.722							
9	1	2:08.972 B	39.376	45.756	43.840	230.6	23:34.050	9	2	2:02.756	39.051	44.816	38.889	244.6	33:21.478							
								10								2	2:04.025	39.060	46.038	38.927	237.6	35:25.503
								11								2	2:02.994	39.072	44.939	38.983	244.6	37:28.497
								12								2	2:03.227	39.058	45.284	38.885	239.7	39:31.724
								13								2	2:03.756	39.035	45.646	39.075	237.1	41:35.480
								14								2	2:17.788 B	41.454	46.531	49.803	193.8	43:53.268
								15								1	8:06.178	6:38.797	47.405	39.976	164.7	51:59.446
								16								1	2:05.509	39.758	46.154	39.597	239.2	54:04.955
								17								1	2:17.628 B	41.365	47.604	48.659	242.4	56:22.583
								18								1	9:48.162	8:22.014	46.138	40.010	165.7	1:06:10.745
								19								1	2:06.111	40.466	45.970	39.675	229.1	1:08:16.856
								20								1	2:04.493	39.888	45.423	39.182	232.0	1:10:21.349
								21								1	2:08.283	40.785	46.231	41.267	235.1	1:12:29.632
								22								1	2:04.978	39.225	46.373	39.380	241.3	1:14:34.610
								23								1	2:12.402 B	39.887	45.900	46.615	235.1	1:16:47.012
								24								3	3:49.112	2:21.739	45.475	41.898	164.2	1:20:36.124
								25								3	2:07.435	41.893	45.871	39.671	240.3	1:22:43.559
								26								3	2:03.532	39.178	45.322	39.032	239.2	1:24:47.091
								27								3	2:04.035	39.235	45.059	39.741	230.1	1:26:51.126
								28								3	2:04.029	39.206	45.135	39.688	234.0	1:28:55.155

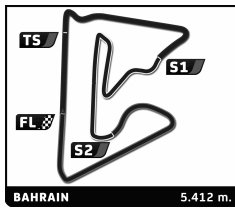


**FIA WEC**  
**6 Hours of Bahrain**  
**Free Practice 2**  
**Sector Analysis**

■ Personal Best ■ Session Best B Crossing the finish line in pit lane

Lap	D	Time	Sector 1	Sector 2	Sector 3	T. Spd	Elapsed	Lap	D	Time	Sector 1	Sector 2	Sector 3	T. Spd	Elapsed
29	3	2:03.395	39.052	45.156	39.187	239.7	1:30:58.550	21	2	2:01.194	38.486	43.915	38.793	253.8	52:15.503
<b>91</b> <b>Porsche AG Team Manthey</b> Porsche 911 RSR 1. Jörg BERGMEISTER LMGTE Pro 2. Patrick PILET								22 2 2:01.302 38.500 44.437 38.365 252.0 54:16.805 23 2 2:08.403 B 38.534 44.499 45.370 252.6 56:25.208 24 1 9:49.192 8:25.564 44.470 39.158 150.1 1:06:14.400 25 1 2:02.674 38.976 44.819 38.879 248.5 1:08:17.074 26 1 2:01.992 38.802 44.419 38.771 247.4 1:10:19.066 27 1 2:01.757 38.660 44.240 38.857 250.8 1:12:20.823 28 1 2:01.634 38.449 44.482 38.703 253.2 1:14:22.457 29 1 2:02.874 38.951 44.645 39.278 247.4 1:16:25.331 30 1 2:02.246 38.916 44.418 38.912 243.0 1:18:27.577 31 1 2:07.064 B 38.838 44.476 43.750 253.8 1:20:34.641 32 1 2:57.484 1:36.648 <b>43.112</b> <b>37.724</b> 167.5 1:23:32.125 33 1 2:04.468 B <b>38.072</b> 43.318 43.078 249.1 1:25:36.593 34 1 2:38.863 1:17.289 43.516 38.058 167.0 1:28:15.456 35 1 1:59.929 38.283 43.573 38.073 252.0 1:30:15.385							
1	2	2:21.239	56.671	44.871	39.697	121.6	2:21.239	1	3	2:22.982	53.700	49.165	40.117	110.3	2:22.982
2	2	2:01.863	38.875	44.317	38.671	248.5	4:23.102	2	3	2:04.909	40.939	44.686	39.284	241.3	4:27.891
3	2	2:06.259 B	38.772	45.000	42.487	248.0	6:29.361	3	3	2:01.597	38.696	44.382	<b>38.519</b>	248.5	6:29.488
4	2	6:46.324	5:23.352	44.057	38.915	167.7	13:15.685	4	3	<b>2:01.329</b>	<b>38.628</b>	<b>44.156</b>	38.545	245.7	8:30.817
5	2	2:00.650	38.580	<b>43.499</b>	38.571	246.3	15:16.335	5	3	2:05.844 B	38.667	44.468	42.709	246.8	10:36.661
6	2	<b>2:00.329</b>	38.505	43.605	<b>38.219</b>	251.4	17:16.664	6	1	3:34.072	2:09.588	45.369	39.115	158.7	14:10.733
7	2	2:01.264	38.508	43.595	39.161	249.1	19:17.928	7	1	2:04.117	39.552	45.340	39.225	245.7	16:14.850
8	2	2:00.568	38.617	43.543	38.408	252.6	21:18.496	8	1	2:03.351	39.206	45.232	38.913	250.3	18:18.201
9	2	2:05.608 B	38.865	44.255	42.488	242.4	23:24.104	9	1	2:02.678	38.908	44.708	39.062	245.7	20:20.879
10	2	6:10.048	4:47.878	43.674	38.496	167.0	29:34.152	10	1	2:08.175 B	39.294	44.985	43.896	240.8	22:29.054
11	2	2:00.898	38.562	43.814	38.522	250.8	31:35.050	11	2	3:43.166	2:16.917	46.811	39.438	155.5	26:12.220
12	2	2:00.591	38.438	43.820	38.333	252.6	33:35.641	12	2	2:03.681	39.214	45.267	39.200	244.1	28:15.901
13	2	2:05.805 B	<b>38.436</b>	44.667	42.702	251.4	35:41.446	13	2	2:06.255	41.748	45.122	39.385	246.3	30:22.156
14	2	6:39.067	5:16.483	43.957	38.627	164.2	42:20.513	14	2	2:06.043	39.703	46.881	39.459	249.7	32:28.199
15	2	2:02.030	39.214	44.117	38.699	250.3	44:22.543	15	2	2:03.926	39.338	45.454	39.134	243.0	34:32.125
16	2	2:01.882	38.538	44.408	38.936	250.8	46:24.425	16	2	2:03.921	39.318	44.959	39.644	229.6	36:36.046
17	2	2:06.523 B	38.857	44.753	42.913	249.7	48:30.948	17	2	2:03.033	39.164	44.852	39.017	236.1	38:39.079
18	1	5:09.232	3:42.018	47.396	39.818	167.5	53:40.180	18	2	2:04.117	39.340	45.570	39.207	240.8	40:43.196
19	1	2:11.349 B	39.361	44.620	47.368	250.3	55:51.529	19	2	2:03.575	39.196	45.333	39.046	235.1	42:46.771
20	1	10:19.359	8:55.813	44.506	39.040	157.7	1:06:10.888	20	2	2:03.077	38.975	45.291	38.811	248.0	44:49.848
21	1	2:04.256	39.761	45.772	38.723	220.2	1:08:15.144	21	2	2:03.118	38.944	45.335	38.839	246.3	46:52.966
22	1	2:02.149	38.625	44.507	39.017	249.7	1:10:17.293	22	2	2:03.511	39.226	45.088	39.197	249.7	48:56.477
23	1	2:02.364	38.737	44.524	39.103	245.7	1:12:19.657	23	2	2:03.313	39.120	45.433	38.760	241.9	50:59.790
24	1	2:07.221	38.473	47.368	41.380	248.5	1:14:26.878	24	2	2:04.696	38.951	45.176	40.569	237.6	53:04.486
25	1	2:03.881	39.113	44.613	40.155	249.1	1:16:30.759	25	2	2:20.947 B	39.777	47.151	54.019	230.1	55:25.433
26	1	2:02.649	38.980	44.797	38.872	244.1	1:18:33.408	26	1	10:40.314	9:16.261	44.909	39.144	161.5	1:06:05.747
27	1	2:03.402	38.762	45.368	39.272	239.7	1:20:36.810	27	1	2:04.143	39.064	45.179	39.900	231.0	1:08:09.890
28	1	2:03.101	38.873	44.905	39.323	236.6	1:22:39.911	28	1	2:03.411	38.917	45.195	39.299	247.4	1:10:13.301
29	1	2:08.921 B	39.027	45.750	44.144	232.0	1:24:48.832	29	1	2:03.225	39.016	45.253	38.956	246.3	1:12:16.526
30	1	3:53.778 B	1:45.229	58.002	1:10.547	163.2	1:28:42.610	30	1	2:03.392	39.204	45.295	38.893	245.7	1:14:19.918
<b>92</b> <b>Porsche AG Team Manthey</b> Porsche 911 RSR 1. Marc LIEB LMGTE Pro 2. Richard LIETZ								31 1 2:10.460 B 40.105 45.227 45.128 248.5 1:16:30.378 32 3 4:47.379 3:23.241 44.942 39.196 165.9 1:21:17.757 33 3 2:03.180 39.371 44.717 39.092 246.8 1:23:20.937 34 3 2:02.793 38.964 44.881 38.948 243.5 1:25:23.730 35 3 2:02.789 39.037 44.808 38.944 242.4 1:27:26.519 36 3 2:03.163 39.027 45.028 39.108 246.8 1:29:29.682 37 3 2:04.181 39.295 45.913 38.973 247.4 1:31:33.863							
1	2	2:32.922	1:07.659	45.521	39.742	146.2	2:32.922	31	1	2:03.392	39.204	45.295	38.893	245.7	1:14:19.918
2	2	2:02.683	39.212	44.457	39.014	245.2	4:35.605	32	3	4:47.379	3:23.241	44.942	39.196	165.9	1:21:17.757
3	2	2:02.410	38.942	44.934	38.534	257.4	6:38.015	33	3	2:03.180	39.371	44.717	39.092	246.8	1:23:20.937
4	2	2:07.735 B	38.625	45.308	43.802	249.7	8:45.750	34	3	2:02.793	38.964	44.881	38.948	243.5	1:25:23.730
5	2	3:18.748	1:55.513	45.095	38.140	144.1	12:04.498	35	3	2:02.789	39.037	44.808	38.944	242.4	1:27:26.519
6	2	2:00.101	38.876	43.331	37.894	252.0	14:04.599	36	3	2:03.163	39.027	45.028	39.108	246.8	1:29:29.682
7	2	2:00.806	38.570	43.573	38.663	252.6	16:05.405	37	3	2:04.181	39.295	45.913	38.973	247.4	1:31:33.863
8	2	2:00.297	38.318	43.963	38.016	253.8	18:05.702								
9	2	<b>1:59.730</b>	38.105	43.506	38.119	254.4	20:05.432								
10	2	2:08.675 B	39.362	45.336	43.977	255.6	22:14.107								
11	2	4:18.514 B	2:39.399	48.424	50.691	163.9	26:32.621								
12	2	7:26.516	6:02.311	44.740	39.465	133.4	33:59.137								
13	2	2:03.265	39.459	44.701	39.105	248.0	36:02.402								
14	2	2:02.155	38.812	44.286	39.057	251.4	38:04.557								
15	2	2:00.802	38.642	44.065	38.095	252.6	40:05.359								
16	2	2:01.712	38.266	44.127	39.319	254.4	42:07.071								
17	2	2:01.856	39.161	44.384	38.311	253.8	44:08.927								
18	2	2:00.996	38.364	44.329	38.303	253.8	46:09.923								
19	2	2:01.770	38.311	44.677	38.782	255.0	48:11.693								
20	2	2:02.616	38.840	45.221	38.555	253.2	50:14.309								





**FIA WEC**  
**6 Hours of Bahrain**  
**Free Practice 2**  
**Sector Analysis**

■ Personal Best ■ Session Best ■ Crossing the finish line in pit lane

Lap	D	Time	Sector 1	Sector 2	Sector 3	T. Spd	Elapsed	Lap	D	Time	Sector 1	Sector 2	Sector 3	T. Spd	Elapsed
<b>96</b> <b>Aston Martin Racing</b> <small>Aston Martin Vantage V8</small>															
1. Stuart HALL <small>LMGTE Am</small>								3. Jamie CAMPBELL-WALTER							
2. Roald GOETHE															
1	2	3:04.786	1:30.228	52.158	42.400	129.5	3:04.786	17	1	3:38.314	2:13.683	45.154	39.477	66.8	1:14:09.546
2	2	2:12.897	41.449	49.833	41.615	220.2	5:17.683	18	1	2:02.149	38.830	44.476	38.843	244.6	1:16:11.695
3	2	2:10.582	40.994	48.502	41.086	228.1	7:28.265	19	1	2:01.674	38.797	44.349	38.528	245.7	1:18:13.369
4	2	2:13.665	41.878	49.222	42.565	210.8	9:41.930	20	1	2:01.809	38.736	44.433	38.640	242.4	1:20:15.178
5	2	2:20.816	B 42.797	50.389	47.630	207.2	12:02.746	21	1	2:05.940	B 38.569	44.342	43.029	251.4	1:22:21.118
6	2	3:39.930	2:07.505	50.635	41.790	156.8	15:42.676	22	1	5:14.427	3:51.069	44.653	38.705	99.8	1:27:35.545
7	2	2:11.975	42.885	48.217	40.873	222.5	17:54.651	23	1	2:05.801	39.295	46.777	39.729	236.6	1:29:41.346
8	2	2:09.480	41.622	46.946	40.912	233.5	20:04.131	24	1	2:01.866	38.695	44.573	38.598	248.0	1:31:43.212
9	2	2:07.825	40.352	47.172	40.301	230.1	22:11.956								
10	2	2:09.433	40.831	47.884	40.718	236.1	24:21.389								
11	2	2:08.336	40.813	47.131	40.392	223.4	26:29.725								
12	2	2:17.984	B 41.522	48.566	47.896	231.5	28:47.709								
13	1	4:54.146	3:28.157	46.335	39.654	153.7	33:41.855								
14	1	2:04.259	39.447	45.432	39.380	223.9	35:46.114								
15	1	2:03.964	39.131	45.292	39.541	229.6	37:50.078								
16	1	2:03.924	39.758	45.288	38.878	224.8	39:54.002								
17	1	2:03.104	39.133	44.841	39.130	226.2	41:57.106								
18	1	2:02.351	38.973	44.605	38.773	229.1	43:59.457								
19	1	2:02.074	38.758	44.570	38.746	235.1	46:01.531								
20	1	2:09.819	B 40.494	45.848	43.477	186.2	48:11.350								
21	3	4:18.672	2:53.527	45.873	39.272	162.7	52:30.022								
22	3	2:05.353	39.325	46.052	39.976	246.8	54:35.375								
23	3	2:25.242	B 46.598	48.847	49.797	155.5	57:00.617								
24	3	9:07.373	7:42.593	45.284	39.496	162.0	1:06:07.990								
25	3	2:03.499	39.217	45.090	39.192	246.8	1:08:11.489								
26	3	2:04.682	39.777	45.939	38.966	246.8	1:10:16.171								
27	3	2:02.297	38.832	44.741	38.724	252.0	1:12:18.468								
28	3	2:03.178	38.775	45.124	39.279	251.4	1:14:21.646								
29	3	2:03.015	38.950	44.976	39.089	249.1	1:16:24.661								
30	3	2:01.953	38.825	44.689	38.439	250.8	1:18:26.614								
31	3	2:07.376	B 38.989	44.952	43.435	248.0	1:20:33.990								
32	2	4:04.598	2:30.567	51.389	42.642	133.0	1:24:38.588								
33	2	2:12.714	41.898	48.166	42.650	199.2	1:26:51.302								
34	2	2:09.735	40.949	47.521	41.265	194.2	1:29:01.037								
35	2	2:10.448	40.753	49.168	40.527	218.0	1:31:11.485								
<b>97</b> <b>Aston Martin Racing</b> <small>Aston Martin Vantage V8</small>															
1. Darren TURNER <small>LMGTE Pro</small>								2. Stefan MÜCKE							
1	2	2:24.724	1:01.178	45.128	38.418	157.3	2:24.724	17	1	3:38.314	2:13.683	45.154	39.477	66.8	1:14:09.546
2	2	2:01.431	38.422	44.749	38.260	252.0	4:26.155	18	1	2:02.149	38.830	44.476	38.843	244.6	1:16:11.695
3	2	2:00.715	38.174	44.258	38.283	253.2	6:26.870	19	1	2:01.674	38.797	44.349	38.528	245.7	1:18:13.369
4	2	2:00.486	38.547	43.767	38.172	248.0	8:27.356	20	1	2:01.809	38.736	44.433	38.640	242.4	1:20:15.178
5	2	2:00.176	38.392	43.755	38.029	249.1	10:27.532	21	1	2:05.940	B 38.569	44.342	43.029	251.4	1:22:21.118
6	2	2:05.343	B 38.212	43.949	43.182	252.6	12:32.875	22	1	5:14.427	3:51.069	44.653	38.705	99.8	1:27:35.545
7	2	10:07.897	8:42.639	46.817	38.441	115.6	22:40.772	23	1	2:05.801	39.295	46.777	39.729	236.6	1:29:41.346
8	2	2:01.425	38.553	44.202	38.670	251.4	24:42.197	24	1	2:01.866	38.695	44.573	38.598	248.0	1:31:43.212
9	2	2:06.823	B 38.544	44.827	43.452	250.8	26:49.020								
10	2	8:24.914	7:01.138	44.830	38.946	165.7	35:13.934								
11	2	2:01.972	38.645	44.697	38.630	249.1	37:15.906								
12	2	2:01.567	38.621	44.382	38.564	254.4	39:17.473								
13	2	2:08.703	B 39.670	45.602	43.431	244.6	41:26.176								
14	2	24:56.618	...	44.701	38.848	118.4	1:06:22.794								
15	2	2:01.922	38.576	44.535	38.811	250.8	1:08:24.716								
16	2	2:06.516	B 38.939	44.327	43.250	250.8	1:10:31.232								
<b>99</b> <b>Aston Martin Racing</b> <small>Aston Martin Vantage V8</small>															
1. Pedro LAMY <small>LMGTE Pro</small>								3. Richie STANAWAY							
2. Bruno SENNA															
1	2	2:52.458	1:24.043	48.237	40.178	153.3	2:52.458	17	1	3:38.314	2:13.683	45.154	39.477	66.8	1:14:09.546
2	2	2:05.034	40.009	45.960	39.065	215.0	4:57.492	18	1	2:02.149	38.830	44.476	38.843	244.6	1:16:11.695
3	2	2:02.982	39.033	44.973	38.976	246.3	7:00.474	19	1	2:01.674	38.797	44.349	38.528	245.7	1:18:13.369
4	2	2:02.894	39.323	44.998	38.573	210.4	9:03.368	20	1	2:01.809	38.736	44.433	38.640	242.4	1:20:15.178
5	2	2:08.577	B 38.503	45.071	45.003	248.5	11:11.945	21	1	2:05.940	B 38.569	44.342	43.029	251.4	1:22:21.118
6	3	11:17.362	9:51.161	47.154	39.047	155.5	22:29.307	22	1	5:14.427	3:51.069	44.653	38.705	99.8	1:27:35.545
7	3	2:02.706	39.052	44.449	39.205	249.7	24:32.013	23	1	2:05.801	39.295	46.777	39.729	236.6	1:29:41.346
8	3	2:04.129	38.970	44.872	40.287	250.8	26:36.142	24	1	2:01.866	38.695	44.573	38.598	248.0	1:31:43.212
9	3	2:03.033	38.953	45.062	39.018	248.0	28:39.175								
10	3	2:08.575	B 39.685	45.269	43.621	243.0	30:47.750								
11	1	4:23.316	2:53.707	46.190	43.419	159.4	35:11.066								
12	1	2:03.191	39.341	45.056	38.794	243.0	37:14.257								
13	1	2:02.680	38.991	44.739	38.950	245.7	39:16.937								
14	1	2:02.640	39.275	44.614	38.751	239.7	41:19.577								
15	1	2:08.959	B 39.499	44.841	44.619	240.3	43:28.536								
16	1	3:51.494	2:25.194	46.655	39.645	166.2	47:20.030								
17	1	2:00.350	38.422	43.876	38.052	250.8	49:20.380								
18	1	2:01.332	38.632	43.873	38.827	242.4	51:21.712								
19	1	2:01.527	38.648	44.273	38.606	241.3	53:23.239								
20	1	2:13.569	B 38.547	44.157	50.865	239.7	55:36.808								
21	1	10:47.123	9:23.429	45.290	38.404	128.4	1:06:23.931								
22	1	2:02.020	38.671	44.981	38.368	233.5	1:08:25.951								
23	1	2:01.461	38.965	44.106	38.390	228.6	1:10:27.412								
24	1	2:01.468	38.645	44.270	38.553	226.2	1:12:28.880								
25	1	2:01.093	38.539	44.183	38.371	238.2	1:14:29.973								
26	1	2:02.588	38.877	45.171	38.540	221.1	1:16:32.561								
27	1	2:02.101	38.668	44.694	38.739	244.6	1:18:34.662								
28	1	2:02.490	38.672	44.611	39.207	235.6	1:20:37.152								
29	1	2:07.802	B 39.347	45.183	43.272	212.5	1:22:44.954								
30	3	3:19.288	1:55.800	44.698	38.790	165.9	1:26:04.242								
31	3	2:01.928	38.707	44.605	38.616	250.3	1:28:06.170								
32	3	2:01.617	38.824	44.459	38.334	254.4	1:30:07.787								