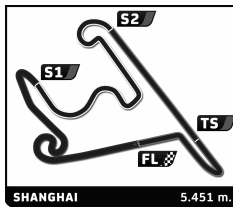


FIA WEC
6 Hours of Shanghai
Free Practice 3
Sector Analysis

Personal Best Session Best B Crossing the finish line in pit lane

Lap	D	Time	Sector 1	Sector 2	Sector 3	T. Spd	Elapsed	Lap	D	Time	Sector 1	Sector 2	Sector 3	T. Spd	Elapsed
1 Audi Sport Team Joest Audi R18 e-tron quattro LMP1 1. Marcel Fässler 3. Benoit Tréluyer 2. André Lotterer								2	2	6:17.223	4:54.880	46.459	35.884	279.8	8:51.834
1	3	2:45.499 B	1:10.092	49.425	45.982	266.0	2:45.499	3	2	2:05.345	42.773	47.635	34.937	282.7	10:57.179
2	3	5:54.246	4:31.946	46.659	35.641	285.7	8:39.745	4	2	2:10.415 B	41.772	45.510	43.133	279.1	13:07.594
3	3	2:09.430 B	41.842	45.522	42.066	291.9	10:49.175	5	2	3:32.848 B	1:38.181	54.613	1:00.054	166.4	16:40.442
4	3	2:56.617	1:33.421	45.304	37.892	249.4	13:45.792	6	2	2:34.904	1:13.423	46.380	35.101	277.6	19:15.346
5	3	2:28.527 B	41.653	54.193	52.681	190.1	16:14.319	7	2	1:57.408	39.369	44.272	33.767	282.0	21:12.754
6	3	3:48.704	2:27.913	46.127	34.664	287.2	20:03.023	8	2	2:00.089	40.687	44.274	35.128	283.5	23:12.843
7	3	1:58.045	40.421	43.541	34.083	290.3	22:01.068	9	2	2:14.284 B	41.950	47.300	45.034	280.5	25:27.127
8	3	1:57.446	39.820	43.178	34.448	291.9	23:58.514	10	1	4:24.255	3:03.621	45.451	35.183	280.5	29:51.382
9	3	2:01.736	41.347	45.093	35.296	291.1	26:00.250	11	1	2:07.658 B	41.420	44.384	41.854	281.2	31:59.040
10	3	2:11.152 B	40.987	47.822	42.343	290.3	28:11.402	12	1	2:58.253	1:39.588	44.028	34.637	279.8	34:57.293
11	2	2:58.929	1:39.354	44.581	34.994	288.8	31:10.331	13	1	1:56.286	39.451	42.752	34.083	280.5	36:53.579
12	2	1:58.556	40.407	43.404	34.745	288.0	33:08.887	14	1	1:56.280	39.446	42.864	33.970	281.2	38:49.859
13	2	1:58.014	40.420	43.339	34.255	291.9	35:06.901	15	1	1:55.265	39.010	42.726	33.529	283.5	40:45.124
14	2	1:56.055	39.615	42.654	33.786	291.1	37:02.956	16	1	1:55.088	38.862	42.747	33.479	281.2	42:40.212
15	2	1:55.754	39.539	42.475	33.740	294.3	38:58.710	17	1	1:53.951	38.778	41.925	33.248	282.7	44:34.163
16	2	1:57.245	41.484	42.078	33.683	294.3	40:55.955	18	1	2:02.278 B	38.359	42.563	41.356	285.0	46:36.441
17	2	1:55.661	39.307	42.807	33.547	291.9	42:51.616	19	1	2:53.423	1:39.203	41.131	33.089	282.0	49:29.864
18	2	1:55.218	39.150	42.714	33.354	290.3	44:46.834	20	1	1:52.071	38.994	40.406	32.671	282.7	51:21.935
19	2	1:54.698	39.355	42.149	33.194	291.1	46:41.532	21	1	1:53.676	38.673	42.208	32.795	281.2	53:15.611
20	2	2:04.871 B	40.121	44.136	40.614	290.3	48:46.403	22	1	1:48.979	37.162	39.437	32.380	283.5	55:04.590
21	2	3:30.680	2:15.448	41.374	33.858	288.8	52:17.083	23	1	1:58.808 B	37.822	40.434	40.552	284.2	57:03.398
22	2	1:51.917	37.839	40.331	33.747	295.1	54:09.000								
23	2	1:52.002	39.139	40.086	32.777	294.3	56:01.002								
24	2	1:56.400	38.390	44.668	33.342	291.1	57:57.402								
25	2	2:09.489 B	39.909	47.818	41.762	256.5	1:00:06.891								
12 Rebellion Racing Lola B12/60 Coupé - Toyota LMP1 1. Nicolas Prost 2. Neel Jani								1	1	3:31.360 B	1:38.321	56.653	56.386	168.2	3:31.360
2	1	18:35.696	...	51.261	39.612	250.6	22:07.056	2	1	2:16.230	44.215	52.240	39.775	240.5	24:23.286
3	1	2:16.230	44.215	52.240	39.775	240.5	24:23.286	4	1	2:32.236 B	47.026	54.955	50.255	221.8	26:55.522
4	1	17:29.366	...	47.118	38.503	243.8	44:24.888	5	1	2:06.536	42.769	46.440	37.327	280.5	46:31.424
5	1	2:00.809	40.472	45.145	35.192	281.2	48:32.233	6	1	1:58.614	39.984	44.105	34.525	285.0	50:30.847
6	1	1:56.960	39.343	43.082	34.535	283.5	52:27.807	7	1	2:03.945 B	38.969	43.200	41.776	283.5	54:31.752
7	1	3:17.249	1:55.376	45.850	36.023	272.0	57:49.001	8	1	2:12.085 B	39.730	46.918	45.437	278.4	1:00:01.086
8	1	2:12.085 B	39.730	46.918	45.437	278.4	1:00:01.086								
13 Rebellion Racing Lola B12/60 Coupé - Toyota LMP1 1. Andrea Belicchi 3. Cong Fu Cheng 2. Harold Primat								1	3	2:50.105 B	1:00.078	57.577	52.450	208.5	2:50.105
2	1	43:28.919	...	45.947	36.363	262.1	46:19.024	2	1	1:59.620	40.882	44.133	34.605	283.5	48:18.644
3	1	1:59.620	40.882	44.133	34.605	283.5	48:18.644	4	1	1:57.784	40.288	43.471	34.025	283.5	50:16.428
4	1	1:56.408	39.069	43.111	34.228	282.0	52:12.836	5	1	1:55.749	38.719	42.146	34.884	283.5	54:08.585
5	1	1:55.749	38.719	42.146	34.884	283.5	54:08.585	6	1	1:55.753	40.151	41.667	33.935	284.2	56:04.338
6	1	1:58.391	40.569	43.278	34.544	283.5	58:02.729	7	1	2:18.889 B	42.595	47.382	48.912	242.2	1:00:21.618
7	1	2:18.889 B	42.595	47.382	48.912	242.2	1:00:21.618								
15 Oak Racing Oak Pescarolo - Honda LMP1 1. Bertrand Baguette 3. Takuma Sato 2. Dominik Kraihamer								1	3	3:22.445	1:58.238	46.591	37.616	280.5	3:22.445
2	3	2:03.201	42.169	45.542	35.490	288.0	5:25.646	2	3	2:01.693	41.824	44.860	35.009	288.0	7:27.339
3	3	2:01.693	41.824	44.860	35.009	288.0	7:27.339	4	3	2:01.000	42.373	44.106	34.521	290.3	9:28.339
4	3	2:01.000	42.373	44.106	34.521	290.3	9:28.339								
7 Toyota Racing Toyota TS030 - Hybrid LMP1 1. Alexander Wurz 2. Nicolas Lapierre								1	2	2:34.611 B	51.470	56.011	47.130	240.5	2:34.611

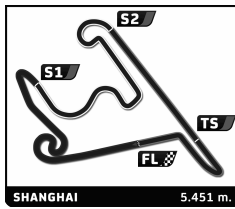


FIA WEC
6 Hours of Shanghai
Free Practice 3

Sector Analysis

Personal Best Session Best B Crossing the finish line in pit lane

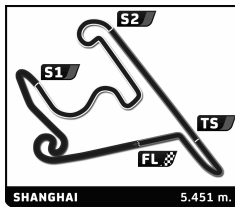
Lap	D	Time	Sector 1	Sector 2	Sector 3	T. Spd	Elapsed	Lap	D	Time	Sector 1	Sector 2	Sector 3	T. Spd	Elapsed							
5	3	1:59.789	40.242	44.082	35.465	290.3	11:28.128	12	3	2:11.693	44.305	49.206	38.182	268.0	36:50.673							
6	3	1:59.438	40.221	44.007	35.210	291.1	13:27.566	13	3	2:18.038 B	44.164	48.961	44.913	268.7	39:08.711							
7	3	2:07.939 B	39.888	44.262	43.789	264.1	15:35.505	14	1	3:48.370	2:21.230	48.996	38.144	264.7	42:57.081							
8	3	4:45.881	3:27.655	43.912	34.314	289.5	20:21.386	15	1	2:04.245	42.215	45.793	36.237	267.3	45:01.326							
9	3	1:59.935	40.075	43.964	35.896	286.5	22:21.321	16	1	2:02.117	41.741	44.760	35.616	267.3	47:03.443							
10	3	1:57.088	39.448	43.124	34.516	288.0	24:18.409	17	1	2:11.697 B	41.530	44.988	45.179	268.7	49:15.140							
11	3	2:07.202 B	40.410	43.912	42.880	274.8	26:25.611	18	1	4:44.689	3:24.375	44.945	35.369	268.0	53:59.829							
12	1	4:29.950	3:09.269	44.882	35.799	288.8	30:55.561	19	1	2:03.277	40.825	46.137	36.315	269.3	56:03.106							
13	1	2:03.226	41.568	46.297	35.361	286.5	32:58.787	20	1	2:22.792 B	43.279	49.734	49.779	204.2	58:25.898							
14	1	1:59.572	40.551	44.083	34.938	288.8	34:58.359	24 Oak Racing Morgan - Nissan LMP2														
15	1	1:59.206	40.052	44.722	34.432	287.2	36:57.565	1.Jacques Nicolet 3.Olivier Pla														
16	1	1:58.740	40.348	43.385	35.007	286.5	38:56.305	2.Matthieu Lahaye														
17	1	1:58.013	40.474	43.210	34.329	288.8	40:54.318	1	3	8:02.394 B	6:24.189	48.353	49.852	196.7	8:02.394							
18	1	2:06.955 B	40.144	43.374	43.437	277.6	43:01.273	2	3	12:15.371	...	48.093	37.808	250.0	20:17.765							
19	1	8:18.455	6:56.229	45.920	36.306	280.5	51:19.728	3	3	2:05.274	41.507	47.637	36.130	274.1	22:23.039							
20	1	2:00.092	41.507	44.250	34.335	282.7	53:19.820	4	3	2:04.344	41.111	46.635	36.598	274.1	24:27.383							
21	1	1:55.740	39.480	42.270	33.990	284.2	55:15.560	5	3	2:22.064 B	44.046	51.309	46.709	237.9	26:49.447							
22	1	1:58.253	38.922	44.221	35.110	254.7	57:13.813	6	3	13:52.000	...	46.233	36.221	272.0	40:41.447							
23	1	2:10.275 B	39.807	46.613	43.855	254.1	59:24.088	7	3	2:01.675	41.094	45.018	35.563	273.4	42:43.122							
21 Strakka Racing HPD ARX 03a - Honda LMP1								1.Nick Leventis 3.Jonny Kane														
2.Danny Watts								9								3	1:59.734	40.289	43.958	35.487	276.9	44:42.856
1	2	24:38.860 B	...	57.665	52.852	224.1	24:38.860	9	3	1:59.935	40.210	44.877	34.848	275.5	46:42.791							
2	2	25:13.638	...	46.037	35.998	277.6	49:52.498	10	3	2:09.312 B	41.065	44.485	43.762	264.1	48:52.103							
3	2	1:56.017	39.111	42.509	34.397	281.2	51:48.515	11	3	3:14.836	1:49.690	42.896	42.250	146.1	52:06.939							
4	2	1:53.476	38.387	41.075	34.014	283.5	53:41.991	12	3	1:56.793	39.277	42.718	34.798	272.7	54:03.732							
5	2	2:01.804	39.682	43.041	39.081	282.7	55:43.795	13	3	1:56.295	39.334	42.551	34.410	274.1	56:00.027							
6	2	1:56.079	38.507	42.998	34.574	281.2	57:39.874	14	3	2:10.794 B	40.112	46.492	44.190	272.0	58:10.821							
7	2	2:10.365 B	38.791	47.040	44.534	282.7	59:50.239	25 ADR-Delta Oreca 03 - Nissan LMP2														
22 JRM HPD ARX 03a - Honda LMP1								1.John Martin 3.Mathias Beche														
2.Karun Chandhok								2.Tor Graves														
1	2	20:57.374	...	55.877	39.964	217.3	20:57.374	1	3	34:37.392	...	47.544	37.945	266.0	34:37.392							
2	2	2:15.570	43.766	52.284	39.520	245.5	23:12.944	2	3	2:07.465	42.859	46.989	37.617	268.0	36:44.857							
3	2	2:31.666 B	47.424	54.435	49.807	215.6	25:44.610	3	3	2:12.411	44.326	49.477	38.608	266.7	38:57.268							
4	2	21:41.553	...	49.001	37.120	278.4	47:26.163	4	3	2:15.326	45.610	50.890	38.826	265.4	41:12.594							
5	2	2:03.105	41.007	46.207	35.891	282.0	49:29.268	5	3	2:15.252	46.468	50.063	38.721	266.7	43:27.846							
6	2	2:04.758	41.371	46.132	37.255	282.7	51:34.026	6	3	2:23.998 B	46.982	50.511	46.505	268.0	45:51.844							
7	2	2:02.107	39.675	47.347	35.085	282.0	53:36.133	7	3	3:35.494	2:12.545	45.830	37.119	268.0	49:27.338							
8	2	2:00.114	40.823	43.820	35.471	274.1	55:36.247	8	3	2:02.284	41.475	45.036	35.773	268.7	51:29.622							
9	2	1:58.751	39.865	44.420	34.466	285.7	57:34.998	9	3	2:01.358	40.899	44.887	35.572	269.3	53:30.980							
10	2	2:17.542 B	39.510	49.647	48.385	273.4	59:52.540	10	3	1:59.255	40.105	43.187	35.963	270.0	55:30.235							
23 Signatech Nissan Oreca 03 - Nissan LMP2								1.Nelson Panciatici 3.Roman Rusinov														
1.Franck Mailleux								2.Pierre Ragues														
2.Olivier Lombard								1	2	2:56.014 B	58.262	1:03.600	54.152	177.9	2:56.014							
1	2	3:14.520 B	1:20.401	1:01.439	52.680	189.8	3:14.520	2	2	8:32.149	7:04.078	48.838	39.233	266.7	11:28.163							
2	2	6:02.156	4:33.245	50.381	38.530	264.1	9:16.676	3	2	2:11.653	43.975	48.984	38.694	266.0	13:39.816							
3	2	2:12.499	45.007	48.392	39.100	267.3	11:29.175	4	2	2:23.316 B	44.889	51.192	47.235	262.1	16:03.132							
4	2	2:26.797 B	46.227	51.802	48.768	223.1	13:55.972	5	3	12:21.775	...	1:01.806	42.937	207.3	28:24.907							
5	2	5:34.143	4:01.515	53.254	39.374	238.9	19:30.115	6	3	2:24.955	48.318	55.533	41.104	256.5	30:49.862							
6	2	2:10.267	44.274	49.071	36.922	268.0	21:40.382	7	3	2:24.570	47.673	54.608	42.289	266.7	33:14.432							
7	2	2:07.702	42.613	47.340	37.749	268.7	23:48.084	8	3	2:18.494	45.929	52.432	40.133	243.2	35:32.926							
8	2	2:22.441 B	44.824	51.359	46.258	258.4	26:10.525	9	3	2:25.754 B	46.340	51.641	47.773	267.3	37:58.680							
9	3	4:01.980	2:31.332	51.321	39.327	265.4	30:12.505	10	1	4:28.010	2:58.435	51.346	38.229	251.2	42:26.690							
10	3	2:13.060	44.514	50.052	38.494	267.3	32:25.565	11	1	2:07.509	43.166	47.746	36.597	267.3	44:34.199							
11	3	2:13.415	44.756	49.996	38.663	267.3	34:38.980	12	1	2:04.710	41.679	47.007	36.024	268.0	46:38.909							



FIA WEC
6 Hours of Shanghai
Free Practice 3
Sector Analysis

■ Personal Best ■ Session Best B Crossing the finish line in pit lane

Lap	D	Time	Sector 1	Sector 2	Sector 3	T. Spd	Elapsed	Lap	D	Time	Sector 1	Sector 2	Sector 3	T. Spd	Elapsed							
13	1	2:12.048B	42.102	46.464	43.482	267.3	48:50.957	2	3	2:40.387B	51.097	56.476	52.814	220.4	5:47.201							
14	2	4:05.699	2:44.259	45.485	35.955	265.4	52:56.656	3	3	36:44.872	...	50.293	39.057	248.3	42:32.073							
15	2	2:00.143	40.884	43.892	35.367	266.7	54:56.799	4	3	2:08.277	43.310	47.524	37.443	263.4	44:40.350							
16	2	2:08.543B	40.583	44.078	43.882	266.7	57:05.342	5	3	2:04.901	41.878	46.791	36.232	266.0	46:45.251							
29 Gulf Racing Middle East 1. Fabien Giroix 2. Keiko Ihara 3. Jean-Denis Deletraz Lola B12/80 Coupé - Nissan LMP2								6								3	2:02.883	41.528	45.445	35.910	264.1	48:48.134
1								3	5:24.694	3:45.736	58.364	40.594	233.3	7	3	2:02.300	41.999	44.167	36.134	264.7	50:50.434	
2								3	2:45.963B	45.446	54.602	1:05.915	171.7	8	3	2:00.924	40.749	43.799	36.376	265.4	52:51.358	
3								3	15:02.005	...	54.709	40.952	239.5	9	3	1:59.610	40.921	43.092	35.597	264.7	54:50.968	
4								3	2:38.879B	49.334	54.427	55.118	206.9	10	3	1:59.357	40.127	43.637	35.593	264.7	56:50.325	
5								1	16:11.706	...	58.315	41.495	238.4	11	3	2:04.874	41.156	47.042	36.676	263.4	58:55.199	
6								1	2:21.044	44.882	56.318	39.844	244.9	12	3	2:24.585B	43.043	51.652	49.890	262.1	1:01:19.784	
7								1	2:09.163	43.671	48.013	37.479	269.3	44 Starworks Motorsports 1. Vicente Potolicchio 2. Ryan Dalziel 3. Stéphane Sarrazin HPD ARX 03b - Honda LMP2								
8								1	2:05.824	42.422	46.250	37.152	268.7	1	1	4:30.624	2:48.230	1:02.277	40.117	252.9	4:30.624	
9								1	2:04.203	41.190	45.617	37.396	266.0	2	1	2:08.400	43.693	47.392	37.315	268.0	6:39.024	
10								1	2:02.045	41.320	44.591	36.134	269.3	3	1	2:07.816	42.965	47.233	37.618	267.3	8:46.840	
11								1	2:00.512	40.623	44.242	35.647	270.7	4	1	2:08.022	43.537	46.661	37.824	266.0	10:54.862	
12								1	1:59.419	40.237	43.614	35.568	270.0	5	1	2:10.520	43.981	48.520	38.019	266.0	13:05.382	
13								1	2:23.250B	43.885	51.630	47.735	261.5	6	1	2:26.056B	44.984	51.074	49.998	229.8	15:31.438	
31 Lotus 1. Thomas Holzer 2. Mirco Schuttis Lola B12/80 Coupé - Lotus LMP2								7								3	5:39.719	4:10.835	50.022	38.862	245.5	21:11.157
1								1	3:34.898B	1:30.450	1:04.943	59.505	159.1	8	3	2:22.243B	45.411	49.567	47.265	262.8	23:33.400	
2								1	9:54.138	8:24.499	51.190	38.449	265.4	9	3	5:09.930	3:40.265	50.495	39.170	238.9	28:43.330	
3								1	2:23.529B	43.691	50.330	49.508	236.3	10	3	2:09.901	43.677	48.105	38.119	263.4	30:53.231	
4								1	28:17.803	...	50.668	37.981	259.6	11	3	2:09.414	42.778	49.072	37.564	266.0	33:02.645	
5								1	2:08.199	43.361	47.880	36.958	268.0	12	3	2:07.002	42.414	47.690	36.898	264.7	35:09.647	
6								1	2:04.720	42.526	46.145	36.049	268.7	13	3	2:03.144	41.200	45.825	36.119	269.3	37:12.791	
7								1	2:03.101	41.687	45.359	36.055	272.7	14	3	2:02.773	41.081	45.838	35.854	267.3	39:15.564	
8								1	2:02.130	40.806	45.085	36.239	270.0	15	3	2:00.981	40.840	44.623	35.518	268.7	41:16.545	
9								1	2:00.150	40.719	44.218	35.213	272.7	16	3	2:00.237	40.604	44.375	35.258	270.0	43:16.782	
10								1	2:14.595B	41.234	48.542	44.819	268.7	17	3	1:59.083	40.429	43.487	35.167	268.7	45:15.865	
32 Lotus 1. Jan Charouz 2. James Rossiter 3. Kevin Weeda Lola B12/80 Coupé - Lotus LMP2								18								3	2:05.513B	40.378	42.993	42.142	268.7	47:21.378
1								1	3:29.460B	1:26.757	1:02.417	1:00.286	155.2	19	3	6:03.948	4:45.686	43.367	34.895	268.0	53:25.326	
2								1	5:50.800	4:20.022	49.725	41.053	250.6	20	3	1:56.986	39.663	42.573	34.750	268.0	55:22.312	
3								1	2:11.975	44.509	48.701	38.765	270.7	21	3	1:58.257	39.904	43.043	35.310	266.7	57:20.569	
4								1	2:13.613	44.237	49.813	39.563	267.3	22	3	2:10.089B	40.288	46.381	43.420	266.7	59:30.658	
5								1	2:32.099B	45.222	52.877	54.000	204.5	49 Pecom Racing 1. Luis Perez Companc 2. Nicolas Minassian 3. Pierre Kaffer Oreca 03 - Nissan LMP2								
6								1	8:42.342B	6:54.785	54.827	52.730	179.1	1	2	4:09.164	2:29.152	57.032	42.980	227.4	4:09.164	
7								2	12:40.016	...	53.177	38.595	262.1	2	2	2:22.208	48.219	53.643	40.346	256.5	6:31.372	
8								2	2:09.543	43.978	48.677	36.888	269.3	3	2	2:17.001	46.138	51.631	39.232	268.7	8:48.373	
9								2	2:06.468	42.136	47.946	36.386	269.3	4	2	2:16.367	45.449	52.759	38.159	270.0	11:04.740	
10								2	2:02.169	41.600	45.147	35.422	270.0	5	2	2:10.543	43.827	49.621	37.095	270.0	13:15.283	
11								2	2:01.435	41.239	45.008	35.188	272.0	6	2	2:19.234B	42.933	48.503	47.798	270.7	15:34.517	
12								2	2:12.828B	41.681	45.520	45.627	272.0	7	1	10:09.028	8:32.873	54.778	41.377	240.5	25:43.545	
13								2	3:24.483	1:57.398	48.237	38.848	181.5	8	1	2:41.762	49.324	1:10.520	41.918	212.2	28:25.307	
14								2	2:01.162	40.407	45.011	35.744	274.1	9	1	2:23.847	48.734	54.807	40.306	264.1	30:49.154	
15								2	1:58.475	40.038	43.232	35.205	274.8	10	1	2:17.672	45.842	52.526	39.304	268.7	33:06.826	
16								2	2:14.020B	40.104	48.522	45.394	258.4	11	1	2:16.118	46.153	50.887	39.078	269.3	35:22.944	
41 Greaves Motorsport 1. Christian Zuegel 2. Ricardo Gonzalez 3. Elton Julian Zytek Z11SN - Nissan LMP2								12								1	2:18.179	46.027	53.369	38.783	247.1	37:41.123
1								3	3:06.814	1:27.206	56.168	43.440	204.5	13	1	2:21.455B	44.820	49.631	47.004	269.3	40:02.578	
2								3	2:05.764	41.276	48.299	36.189	265.4	14	3	8:57.990	7:31.965	48.795	37.230	265.4	49:00.568	
3								3	1:58.679	40.488	42.779	35.412	268.0	15	3	2:05.764	41.276	48.299	36.189	265.4	51:06.332	
4								3	1:58.138	40.606	42.403	35.129	266.7	16	3	1:58.679	40.488	42.779	35.412	268.0	53:05.011	
5								3	1:57.968	40.141	42.686	35.141	268.0	17	3	1:58.138	40.606	42.403	35.129	266.7	55:03.149	
6								3	2:04.874	41.156	47.042	36.676	263.4	18	3	1:57.968	40.141	42.686	35.141	268.0	57:01.117	

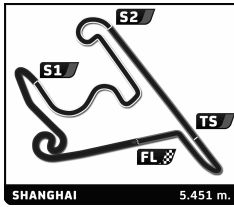


FIA WEC
6 Hours of Shanghai
Free Practice 3

Sector Analysis

■ Personal Best ■ Session Best B Crossing the finish line in pit lane

Lap	D	Time	Sector 1	Sector 2	Sector 3	T. Spd	Elapsed	Lap	D	Time	Sector 1	Sector 2	Sector 3	T. Spd	Elapsed
19	3	2:00.824	40.437	44.370	36.017	267.3	59:01.941	10	3	3:39.863	2:06.148	53.129	40.586	258.4	54:11.159
20	3	2:19.152 B	43.001	49.656	46.495	255.9	1:01:21.093	11	3	2:17.876	46.695	51.271	39.910	255.9	56:29.035
50 Larbre Competition Chevrolet Corvette C6-ZR1								57 Krohn Racing Ferrari F458 Italia							
1. Patrick Bornhauser 3. Pedro Lamy LMGTE Am								1. Tracy Krohn 3. Michele Rugolo LMGTE Am							
2. Julien Canal								2. Niclas Jönsson							
1	1	2:57.322 B	1:08.595	56.008	52.719	179.1	2:57.322	1	3	16:55.102 B	...	1:01.751	54.985	182.7	16:55.102
2	1	4:27.034	2:52.182	52.996	41.856	213.0	7:24.356	2	3	3:24.323	1:43.101	58.950	42.272	216.0	20:19.425
3	1	2:22.128	47.632	53.064	41.432	229.3	9:46.484	3	3	2:21.872	47.001	54.032	40.839	238.9	22:41.297
4	1	2:21.490	47.406	52.691	41.393	246.6	12:07.974	4	3	2:42.958 B	47.740	59.975	55.243	197.1	25:24.255
5	1	2:31.502 B	47.881	52.808	50.813	224.5	14:39.476	5	3	9:47.549	8:04.187	57.600	45.762	244.3	35:11.804
6	2	26:20.622	...	54.818	42.640	229.3	41:00.098	6	3	2:20.670	46.637	53.647	40.386	252.9	37:32.474
7	2	2:21.089	48.074	52.536	40.479	251.7	43:21.187	7	3	2:17.346	45.781	51.888	39.677	255.3	39:49.820
8	2	2:20.434	47.211	52.281	40.942	253.5	45:41.621	8	3	2:22.727 B	45.077	50.735	46.915	257.1	42:12.547
9	2	2:30.372 B	47.783	52.578	50.011	254.1	48:11.993	9	1	4:24.648	2:43.794	59.053	41.801	254.1	46:37.195
10	2	3:43.468	2:11.431	51.368	40.669	252.3	51:55.461	10	1	2:23.085	49.416	53.653	40.016	254.1	49:00.280
11	2	2:13.361	44.879	49.578	38.904	257.8	54:08.822	11	1	2:17.802	45.884	52.148	39.770	255.9	51:18.082
12	2	2:10.776	44.082	48.012	38.682	258.4	56:19.598	12	1	2:16.652	46.037	51.407	39.208	256.5	53:34.734
13	2	2:25.809 B	43.994	50.640	51.175	234.3	58:45.407	13	1	2:16.317	45.788	51.262	39.267	256.5	55:51.051
51 AF Corse Ferrari F458 Italia								61 AF Corse-Waltrip Ferrari F458 Italia							
1. Giancarlo Fisichella LMGTE Pro								1. Robert Kauffman 3. Marco Cioci LMGTE Am							
2. Gianmaria Bruni								2. Rui Aguas							
1	2	3:56.861	2:14.711	59.276	42.874	229.3	3:56.861	1	3	3:12.541	1:18.543	1:05.706	48.292	190.5	3:12.541
2	2	2:27.800	49.757	56.331	41.712	239.5	6:24.661	2	3	2:54.178 B	55.460	1:02.295	56.423	186.2	6:06.719
3	2	2:24.973	48.827	55.388	40.758	250.6	8:49.634	3	2	17:04.446	...	56.835	42.073	236.3	23:11.165
4	2	2:20.912	47.163	54.034	39.715	259.0	11:10.546	4	2	2:38.297	52.887	1:00.474	44.936	207.7	25:49.462
5	2	2:19.578	46.538	53.004	40.036	246.0	13:30.124	5	2	2:44.209 B	51.537	58.394	54.278	209.3	28:33.671
6	2	2:28.069 B	45.327	53.217	49.525	227.4	15:58.193	6	1	6:42.814	5:04.077	56.702	42.035	254.1	35:16.485
7	2	4:15.946	2:42.334	54.464	39.148	258.4	20:14.139	7	1	2:29.030	49.788	57.419	41.823	252.3	37:45.515
8	2	2:14.140	44.494	51.558	38.088	259.6	22:28.279	8	1	2:22.615	48.321	53.215	41.079	252.3	40:08.130
9	2	2:18.829	45.158	53.377	40.294	256.5	24:47.108	9	1	2:23.430	48.611	53.753	41.066	254.1	42:31.560
10	2	2:22.787	47.146	54.588	41.053	252.3	27:09.895	10	1	2:24.188	49.349	53.639	41.200	253.5	44:55.748
11	2	2:20.783	47.430	53.255	40.098	258.4	29:30.678	11	1	2:34.261 B	49.805	54.181	50.275	254.1	47:30.009
12	2	2:17.209	45.522	52.242	39.445	259.6	31:47.887	12	1	3:51.296	2:01.229	1:05.701	44.366	221.3	51:21.305
13	2	2:28.773 B	48.919	53.211	46.643	252.3	34:16.660	13	1	2:23.778	47.801	54.608	41.369	255.3	53:45.083
14	1	3:47.583	2:14.524	53.140	39.919	256.5	38:04.243	14	1	2:18.139	45.848	50.682	41.609	252.9	56:03.222
15	1	2:14.788	45.471	50.488	38.829	259.0	40:19.031	15	1	2:53.925 B	46.969	1:06.786	1:00.170	177.0	58:57.147
16	1	2:13.445	44.362	49.994	39.089	251.7	42:32.476	70 Larbre Competition Chevrolet Corvette C6-ZR1							
17	1	2:11.688	44.601	48.469	38.618	259.6	44:44.164	1. Jean-Philippe Belloc 3. Pascal Gibon LMGTE Am							
18	1	2:10.147	43.657	48.321	38.169	259.0	46:54.311	2. Christophe Bourret							
19	1	2:08.867	43.580	47.579	37.708	260.2	49:03.178	1	3	3:37.246 B	1:34.527	1:01.506	1:01.213	163.1	3:37.246
20	1	2:11.268	43.566	49.731	37.971	259.0	51:14.446	2	3	37:24.453	...	55.824	41.837	225.0	41:01.699
21	1	2:16.919 B	43.380	48.325	45.214	259.6	53:31.365	3	3	2:25.454	48.757	54.639	42.058	235.8	43:27.153
22	1	4:24.097	2:53.722	50.869	39.506	256.5	57:55.462	4	3	2:25.634	49.691	54.422	41.521	240.5	45:52.787
23	1	2:21.386 B	43.793	50.849	46.744	253.5	1:00:16.848	5	3	2:25.847	49.174	55.383	41.290	235.3	48:18.634
55 JWA-Avila Porsche 911 RSR (997)								71 AF Corse Ferrari F458 Italia							
1. Joël Camathias LMGTE Am								1. Andrea Bertolini LMGTE Pro							
2. Matt Bell								2. Olivier Beretta							
1	1	3:47.422	2:09.435	55.708	42.279	223.1	3:47.422	1	2	22:39.040	...	56.058	41.719	231.8	22:39.040
2	1	2:24.429	47.991	54.942	41.496	237.4	6:11.851								
3	1	2:30.312 B	47.453	54.467	48.392	242.7	8:42.163								
4	3	5:06.364	3:22.476	59.589	44.299	201.9	13:48.527								
5	3	2:50.612 B	51.229	1:00.130	59.253	173.6	16:39.139								
6	2	27:09.767	...	49.875	38.807	255.3	43:48.906								
7	2	2:15.266	44.000	53.187	38.079	259.6	46:04.172								
8	2	2:10.623	43.466	48.882	38.275	254.1	48:14.795								
9	2	2:16.501 B	43.729	48.381	44.391	258.4	50:31.296								



FIA WEC
6 Hours of Shanghai
Free Practice 3

Sector Analysis

■ Personal Best ■ Session Best B Crossing the finish line in pit lane

Lap	D	Time	Sector 1	Sector 2	Sector 3	T. Spd	Elapsed	Lap	D	Time	Sector 1	Sector 2	Sector 3	T. Spd	Elapsed
2	2	2:25.666	47.852	56.202	41.612	247.7	25:04.706	1	1	21:26.291	...	54.292	40.153	254.7	21:26.291
3	2	2:32.218	50.691	57.529	43.998	252.3	27:36.924	2	1	2:15.018	45.107	50.549	39.362	246.6	23:41.309
4	2	2:27.263	49.859	55.981	41.423	252.3	30:04.187	3	1	2:27.211 B	46.349	52.963	47.899	258.4	26:08.520
5	2	2:23.084	47.917	54.215	40.952	256.5	32:27.271	4	2	14:26.071 B	...	50.941	46.672	251.7	40:34.591
6	2	2:20.914	47.110	53.346	40.458	252.3	34:48.185	5	2	3:08.523	1:40.573	49.597	38.353	257.8	43:43.114
7	2	2:19.222	46.381	52.991	39.850	252.9	37:07.407	6	2	2:09.629	43.488	47.779	38.362	259.6	45:52.743
8	2	2:16.286	45.554	51.641	39.091	260.2	39:23.693	7	2	2:07.817	43.210	46.784	37.823	263.4	48:00.560
9	2	2:14.116	45.086	50.007	39.023	259.6	41:37.809	8	2	2:08.447	44.073	46.819	37.555	259.6	50:09.007
10	2	2:12.575	44.632	49.529	38.414	262.1	43:50.384	9	2	2:06.822	42.819	46.696	37.307	260.2	52:15.829
11	2	2:12.557	44.256	49.849	38.452	261.5	46:02.941	10	2	2:07.741	44.146	46.407	37.188	259.6	54:23.570
12	2	2:11.637	44.244	49.132	38.261	259.6	48:14.578	11	2	2:07.033	42.888	46.484	37.661	260.2	56:30.603
13	2	2:19.244 B	44.273	49.316	45.655	261.5	50:33.822	12	2	2:12.185	44.148	48.853	39.184	256.5	58:42.788
14	2	3:05.904	1:37.722	49.942	38.240	261.5	53:39.726	13	2	2:15.858	44.614	51.877	39.367	257.8	1:00:58.646
15	2	2:08.369	42.995	47.924	37.450	260.2	55:48.095								
16	2	2:08.637	43.466	47.644	37.527	260.9	57:56.732								
17	2	2:12.969	43.802	50.326	38.841	260.2	1:00:09.701								

77	Team Felbermayr-Proton		Porsche 911 RSR (997)				
	1. Marc Lieb			LMGTE Pro			
	2. Richard Lietz						
1	2	4:16.265	2:36.645	56.958	42.662	201.9	4:16.265
2	2	2:25.543	49.290	55.322	40.931	250.6	6:41.808
3	2	2:21.618	47.667	54.180	39.771	255.9	9:03.426
4	2	2:19.075	46.294	53.467	39.314	260.9	11:22.501
5	2	2:18.081	45.842	53.099	39.140	260.2	13:40.582
6	2	2:29.132 B	46.480	54.041	48.611	216.9	16:09.714
7	2	29:36.136	...	50.611	38.483	258.4	45:45.850
8	2	2:10.382	43.656	49.266	37.460	259.6	47:56.232
9	2	2:07.947	43.125	47.580	37.242	261.5	50:04.179
10	2	2:15.900	42.843	49.727	43.330	186.9	52:20.079
11	2	2:06.332	42.576	46.830	36.926	262.1	54:26.411
12	2	2:11.337	42.656	48.566	40.115	252.3	56:37.748
13	2	2:10.129	43.040	48.609	38.480	260.9	58:47.877
14	2	2:25.123 B	44.254	52.511	48.358	259.0	1:01:13.000

88	Team Felbermayr-Proton		Porsche 911 RSR (997)				
	1. Christian Ried		3. Paolo Ruberti	LMGTE Am			
	2. Gianluca Roda						
1	3	5:43.878	4:01.567	59.336	42.975	222.2	5:43.878
2	3	2:28.896	51.142	56.739	41.015	243.8	8:12.774
3	3	2:21.890	47.625	54.663	39.602	257.1	10:34.664
4	3	2:20.690	47.248	53.773	39.669	247.7	12:55.354
5	3	2:28.187 B	46.188	53.320	48.679	233.3	15:23.541
6	1	7:52.122	6:12.692	55.276	44.154	207.7	23:15.663
7	1	2:31.958	50.387	57.570	44.001	210.9	25:47.621
8	1	2:42.991 B	52.491	58.085	52.415	200.7	28:30.612
9	2	11:11.946	9:33.346	57.071	41.529	216.9	39:42.558
10	2	2:20.007	46.659	52.836	40.512	252.3	42:02.565
11	2	2:22.255	45.135	57.038	40.082	252.9	44:24.820
12	2	2:14.078	44.714	50.070	39.294	259.0	46:38.898
13	2	2:12.771	45.888	48.644	38.239	259.6	48:51.669
14	2	2:11.852	44.182	49.573	38.097	259.0	51:03.521
15	2	2:11.686	44.196	49.611	37.879	259.6	53:15.207
16	2	2:10.540	43.982	48.741	37.817	259.0	55:25.747
17	2	2:30.066 B	44.643	55.417	50.006	195.3	57:55.813

97	Aston Martin Racing		Aston Martin Vantage V8	
	1. Stefan Mücke			LMGTE Pro
	2. Darren Turner			