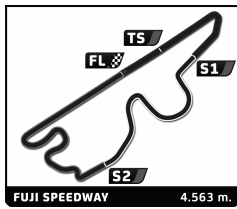


**FIA WEC**  
**6 Hours of Fuji**  
Warm Up  
Sector Analysis

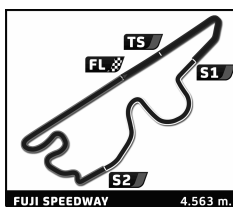
								<span style="color: green;">■</span> Personal Best <span style="color: purple;">■</span> Session Best <span style="color: blue;">■</span> Crossing the finish line in pit lane							
Lap	D	Time	Sector 1	Sector 2	Sector 3	T. Spd	Elapsed	Lap	D	Time	Sector 1	Sector 2	Sector 3	T. Spd	Elapsed
<b>1</b> Audi Sport Team Joest Audi R18 e-tron quattro LMP1 1. Marcel Fässler 3. Benoit Tréluyer 2. André Lotterer								9	2	1:36.362	21.003	29.294	46.065	247.7	16:12.923
1	1	1:52.295	39.559	28.542	44.194	148.4	1:52.295	10	2	1:33.602	20.630	28.237	44.735	285.0	17:46.525
2	1	1:32.372	20.528	28.067	43.777	272.7	3:24.667	11	2	1:35.619	20.621	29.319	45.679	282.7	19:22.144
3	1	1:31.658	20.436	27.910	43.312	288.8	4:56.325	12	2	1:32.961	20.731	27.872	44.358	252.9	20:55.105
4	1	<span style="color: green;">1:29.186</span>	19.941	26.475	<span style="color: green;">42.770</span>	291.1	6:25.511								
5	1	1:30.461	20.216	26.999	43.246	291.9	7:55.972								
6	1	1:34.270 <span style="color: blue;">B</span>	19.881	26.351	48.038	292.7	9:30.242								
7	2	2:21.011	1:10.752	26.739	43.520	164.4	11:51.253								
8	2	1:29.638	20.110	26.531	42.997	291.9	13:20.891								
9	2	1:29.772	19.920	<span style="color: purple;">26.337</span>	43.515	293.5	14:50.663								
10	2	1:29.963	19.739	27.276	42.948	292.7	16:20.626								
11	2	1:30.189	19.715	26.885	43.589	295.1	17:50.815								
12	2	1:31.447	20.145	27.574	43.728	294.3	19:22.262								
13	2	1:29.800	<span style="color: purple;">19.705</span>	26.423	43.672	294.3	20:52.062								
<b>2</b> Audi Sport Team Joest Audi R18 e-tron quattro LMP1 1. Tom Kristensen 2. Allan McNish															
1	1	1:55.001	40.328	29.088	45.585	150.4	1:55.001								
2	1	1:31.357	20.083	27.087	44.187	287.2	3:26.358								
3	1	1:30.897	20.086	27.204	43.607	290.3	4:57.255								
4	1	1:30.680	19.935	26.952	43.793	291.1	6:27.935								
5	1	<span style="color: green;">1:29.822</span>	19.845	26.846	<span style="color: green;">43.131</span>	290.3	7:57.757								
6	1	1:36.886 <span style="color: blue;">B</span>	19.794	<span style="color: green;">26.666</span>	50.426	292.7	9:34.643								
7	2	2:33.631	1:21.830	27.807	43.994	164.1	12:08.274								
8	2	1:30.418	20.019	27.097	43.302	291.9	13:38.692								
9	2	1:31.542	20.069	27.889	43.584	293.5	15:10.234								
10	2	1:30.106	<span style="color: green;">19.777</span>	26.830	43.499	292.7	16:40.340								
11	2	1:30.559	19.783	26.683	44.093	292.7	18:10.899								
12	2	1:32.558	19.908	27.598	45.052	292.7	19:43.457								
13	2	1:31.489	19.944	26.751	44.794	293.5	21:14.946								
<b>7</b> Toyota Racing Toyota TS030 - Hybrid LMP1 1. Alexander Wurz 3. Kazuki Nakajima 2. Nicolas Lapierre															
1	1	1:52.595 <span style="color: blue;">B</span>	34.049	28.258	50.288	142.5	1:52.595								
2	1	5:24.375	4:05.482	27.399	51.494	151.9	7:16.970								
3	1	1:37.272	20.055	33.029	44.188	276.9	8:54.242								
4	1	1:29.608	20.026	26.888	42.694	277.6	10:23.850								
5	1	1:34.398 <span style="color: blue;">B</span>	19.981	27.120	47.297	283.5	11:58.248								
6	2	2:38.264	1:28.565	27.058	42.641	153.2	14:36.512								
7	2	1:32.753	<span style="color: green;">19.849</span>	28.235	44.669	285.7	16:09.265								
8	2	1:31.565	20.090	27.402	44.073	282.0	17:40.830								
9	2	1:29.288	19.900	26.872	<span style="color: purple;">42.516</span>	281.2	19:10.118								
10	2	<span style="color: purple;">1:29.137</span>	20.048	<span style="color: green;">26.450</span>	42.639	282.0	20:39.255								
<b>12</b> Rebellion Racing Lola B12/60 Coupé - Toyota LMP1 1. Nicolas Prost 2. Neel Jani															
1	1	1:51.845	36.837	30.575	44.433	122.6	1:51.845								
2	1	1:34.476	20.480	28.770	45.226	270.0	3:26.321								
3	1	1:32.597	20.634	28.099	<span style="color: green;">43.864</span>	264.7	4:58.918								
4	1	1:32.811	<span style="color: green;">20.211</span>	27.254	45.346	286.5	6:31.729								
5	1	<span style="color: green;">1:31.501</span>	20.455	<span style="color: green;">27.181</span>	43.865	285.7	8:03.230								
6	1	1:33.928	20.222	28.466	45.240	285.7	9:37.158								
7	1	1:39.461 <span style="color: blue;">B</span>	20.247	27.309	51.905	286.5	11:16.619								
8	2	3:19.942	2:06.993	28.571	44.378	145.2	14:36.561								
<b>13</b> Rebellion Racing Lola B12/60 Coupé - Toyota LMP1 1. Andrea Belicchi 2. Harold Primat															
1	2	2:04.288	47.609	31.040	45.639	135.0	2:04.288								
2	2	1:33.252	20.688	27.817	44.747	282.7	3:37.540								
3	2	1:33.185	20.553	27.752	44.880	285.0	5:10.725								
4	2	1:33.420	20.628	28.171	44.621	284.2	6:44.145								
5	2	1:34.022	20.676	27.929	45.417	280.5	8:18.167								
6	2	1:41.372 <span style="color: blue;">B</span>	20.501	27.927	52.944	285.7	9:59.539								
7	1	3:13.810	1:58.607	28.448	46.755	144.0	13:13.349								
8	1	1:33.096	20.583	27.884	44.629	284.2	14:46.445								
9	1	<span style="color: green;">1:32.498</span>	<span style="color: green;">20.498</span>	<span style="color: green;">27.696</span>	<span style="color: green;">44.304</span>	284.2	16:18.943								
10	1	1:39.336	22.539	31.019	45.778	266.0	17:58.279								
11	1	1:33.252	20.611	28.062	44.579	282.7	19:31.531								
12	1	1:34.076	20.528	29.178	44.370	285.0	21:05.607								
<b>15</b> Oak Racing Oak Pescarolo - Honda LMP1 1. Bertrand Baguette 3. Takuma Sato 2. Dominik Kraihamer															
1	2	2:24.442	1:03.462	32.387	48.593	118.7	2:24.442								
2	2	1:33.076	20.672	27.855	44.549	287.2	3:57.518								
3	2	1:33.010	<span style="color: green;">20.473</span>	27.942	44.595	288.8	5:30.528								
4	2	1:33.701	20.791	27.917	44.993	285.7	7:04.229								
5	2	1:54.325	20.662	46.022	47.641	285.7	8:58.554								
6	2	1:33.603	20.641	28.266	44.696	286.5	10:32.157								
7	2	1:32.877	20.638	27.797	<span style="color: green;">44.442</span>	285.7	12:05.034								
8	2	<span style="color: green;">1:32.706</span>	20.491	<span style="color: green;">27.692</span>	44.523	285.0	13:37.740								
9	2	1:34.202	20.746	27.979	45.477	287.2	15:11.942								
10	2	1:41.845 <span style="color: blue;">B</span>	22.349	28.417	51.079	221.8	16:53.787								
11	3	3:12.037 <span style="color: blue;">B</span>	1:50.379	30.177	51.481	141.4	20:05.824								
<b>21</b> Strakka Racing HPD ARX 03a - Honda LMP1 1. Nick Leventis 3. Jonny Kane 2. Danny Watts															
1	3	2:42.064	1:23.545	32.919	45.600	140.8	2:42.064								
2	3	1:33.192	20.396	28.594	44.202	277.6	4:15.256								
3	3	1:31.307	20.298	27.561	<span style="color: green;">43.448</span>	280.5	5:46.563								
4	3	1:31.335	20.224	<span style="color: green;">27.261</span>	43.850	278.4	7:17.898								
5	3	1:37.343	20.217	33.055	44.071	280.5	8:55.241								
6	3	<span style="color: green;">1:31.215</span>	<span style="color: green;">20.169</span>	27.529	43.517	282.0	10:26.456								
7	3	1:41.545 <span style="color: blue;">B</span>	20.265	28.712	52.568	279.1	12:08.001								
<b>22</b> JRM HPD ARX 03a - Honda LMP1 1. David Brabham 3. Peter Dumbreck 2. Karun Chandhok															
1	3	1:52.122 <span style="color: blue;">B</span>	32.219	29.521	50.382	126.9	1:52.122								
2	1	3:16.092 <span style="color: blue;">B</span>	1:52.368	31.756	51.968	135.5	5:08.214								
3	2	3:07.832 <span style="color: blue;">B</span>	1:45.343	29.215	53.274	149.2	8:16.046								
4	3	2:58.480	1:46.482	28.023	43.975	153.4	11:14.526								
5	3	1:32.340	20.240	28.184	43.916	286.5	12:46.866								
6	3	1:31.940	20.471	27.970	43.499	288.0	14:18.806								
7	3	1:30.735	20.273	27.020	<span style="color: green;">43.442</span>	286.5	15:49.541								
8	3	<span style="color: green;">1:30.444</span>	<span style="color: green;">19.992</span>	<span style="color: green;">26.922</span>	43.530	284.2	17:19.985								
9	3	1:44.388 <span style="color: blue;">B</span>	20.060			282.7	19:04.373								



**FIA WEC**  
**6 Hours of Fuji**  
Warm Up  
Sector Analysis

■ Personal Best ■ Session Best B Crossing the finish line in pit lane

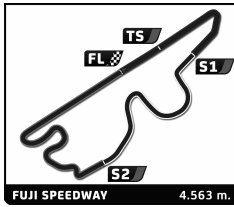
Lap	D	Time	Sector 1	Sector 2	Sector 3	T. Spd	Elapsed	Lap	D	Time	Sector 1	Sector 2	Sector 3	T. Spd	Elapsed
<b>23</b>		<b>Signatech Nissan</b>		3. Jordan Tresson		Oreca 03 - Nissan LMP2		<b>29</b>		<b>Gulf Racing Middle East</b>		3. Jean-Denis Deletraz		Lola B12/80 Coupé - Nissan LMP2	
		1. Franck Mailleux								1. Fabien Giroix					
		2. Olivier Lombard								2. Keiko Ihara					
1	2	2:10.513	52.162	31.275	47.076	144.6	2:10.513	1	2	2:06.072	40.603	34.984	50.485	132.5	2:06.072
2	2	1:43.771 B	21.495	29.491	52.785	266.7	3:54.284	2	2	1:43.430	22.366	31.033	50.031	226.9	3:49.502
3	1	2:52.818	1:35.332	30.790	46.696	143.0	6:47.102	3	2	1:37.563	21.267	30.081	46.215	274.1	5:27.065
4	1	1:43.816 B	21.668	29.870	52.278	268.0	8:30.918	4	2	1:37.263	21.462	29.514	46.287	272.7	7:04.328
5	3	3:04.302	1:47.566	29.495	47.241	148.6	11:35.220	5	2	1:46.853 B	21.786	30.524	54.543	236.8	8:51.181
6	3	1:44.161 B	21.623	29.549	52.989	268.0	13:19.381	6	1	3:01.134	1:43.974	30.282	46.878	139.5	11:52.315
7	2	2:55.620	1:36.139	31.882	47.599	149.6	16:15.001	7	1	1:38.945	21.201	31.671	46.073	274.8	13:31.260
8	2	1:39.007	22.276	29.559	47.172	258.4	17:54.008	8	1	1:36.297	21.461	29.091	45.745	272.0	15:07.557
9	2	1:37.731	21.464	29.394	46.873	269.3	19:31.739	9	1	2:22.926 B	21.125	41.261	1:20.540	273.4	17:30.483
10	2	1:38.433	21.472	29.882	47.079	270.7	21:10.172								
<b>24</b>		<b>Oak Racing</b>		3. Olivier Pla		Morgan - Nissan LMP2		<b>31</b>		<b>Lotus</b>		3. Kevin Weeda		Lola B12/80 Coupé - Lotus LMP2	
		1. Jacques Nicolet								1. Thomas Holzer					
		2. Matthieu Lahaye								2. Mirco Schultis					
1	3	1:40.816	25.293	29.898	45.625	130.1	1:40.816	1	1	2:11.821	50.990	32.306	48.525	145.7	2:11.821
2	3	1:34.134	20.955	28.385	44.794	270.0	3:14.950	2	1	1:39.987	21.864	31.714	46.409	242.7	3:51.808
3	3	1:33.895	20.819	28.065	45.011	272.7	4:48.845	3	1	1:36.858	21.605	29.325	45.928	268.7	5:28.666
4	3	1:33.321	20.775	28.016	44.530	274.8	6:22.166	4	1	1:37.028	21.322	29.066	46.640	269.3	7:05.694
5	3	1:39.625 B	20.793	27.996	50.836	273.4	8:01.791	5	1	1:38.284	21.407	30.182	46.695	269.3	8:43.978
6	2	3:37.647	2:22.326	29.595	45.726	147.1	11:39.438	6	1	1:37.273	21.662	29.534	46.077	271.4	10:21.251
7	2	1:35.395	21.265	28.626	45.504	273.4	13:14.833	7	1	1:42.713 B	21.451	28.791	52.471	268.0	12:03.964
8	2	1:36.123	21.194	29.374	45.555	275.5	14:50.956	8	2	3:19.126	1:58.369	32.634	48.123	144.0	15:23.090
9	2	1:34.975	20.868	28.667	45.440	276.9	16:25.931	9	2	1:39.819	21.920	30.697	47.202	266.7	17:02.909
10	2	1:36.198	20.985	28.570	46.643	275.5	18:02.129	10	2	1:38.081	21.461	29.659	46.961	268.0	18:40.990
11	2	1:35.588	21.602	28.504	45.482	276.2	19:37.717	11	2	1:37.691	21.423	29.810	46.458	268.0	20:18.681
12	2	1:35.932	20.923	28.808	46.201	276.2	21:13.649								
<b>25</b>		<b>ADR-Delta</b>		3. Shinji Nakano		Oreca 03 - Nissan LMP2		<b>32</b>		<b>Lotus</b>		3. Kevin Weeda		Lola B12/80 Coupé - Lotus LMP2	
		1. John Martin								1. Vitantonio Liuzzi					
		2. Tor Graves								2. James Rossiter					
1	3	2:21.756	59.929	33.833	47.994	128.7	2:21.756	1	2	2:01.590	43.276	31.043	47.271	143.0	2:01.590
2	3	1:35.689	21.674	28.969	45.046	267.3	3:57.445	2	2	1:35.864	21.446	29.091	45.327	268.0	3:37.454
3	3	1:35.312	21.016	29.472	44.824	274.1	5:32.757	3	2	1:35.585	21.587	28.696	45.302	270.7	5:13.039
4	3	1:34.382	20.941	28.332	45.109	272.0	7:07.139	4	2	1:34.933	21.160	28.474	45.299	271.4	6:47.972
5	3	1:36.217	20.944	29.132	46.141	272.0	8:43.356	5	2	1:42.006 B	21.242	29.620	51.144	273.4	8:29.978
6	3	1:40.940 B	21.087	28.739	51.114	271.4	10:24.296	6	3	3:03.229	1:44.613	31.038	47.578	132.2	11:33.207
7	1	3:18.459	2:03.261	29.909	45.289	153.4	13:42.755	7	3	1:40.050	22.235	30.505	47.310	270.7	13:13.257
8	1	1:36.757	21.082	29.659	46.016	270.7	15:19.512	8	3	1:39.901	21.942	29.952	48.007	270.0	14:53.158
9	1	1:34.232	21.052	28.246	44.934	270.0	16:53.744	9	3	1:41.068	21.724	31.202	48.142	272.0	16:34.226
10	1	1:33.640	20.871	27.925	44.844	272.0	18:27.384	10	3	1:39.174	21.622	29.837	47.715	270.7	18:13.400
11	1	1:33.903	20.943	28.121	44.839	270.7	20:01.287	11	3	1:39.174	21.571	30.027	47.576	271.4	19:52.574
							12	3	1:51.767 B	21.801	31.844	58.122	272.7	21:44.341	
<b>26</b>		<b>Signatech Nissan</b>		3. Roman Rusinov		Oreca 03 - Nissan LMP2		<b>44</b>		<b>Starworks Motorsports</b>		3. Stéphane Sarrazin		HPD ARX 03b - Honda LMP2	
		1. Nelson Panciatici								1. Vicente Potolicchio					
		2. Pierre Ragues								2. Ryan Dalziel					
1	1	1:50.949	35.215	29.880	45.854	147.5	1:50.949	1	2	2:21.900	1:03.881	31.177	46.842	147.1	2:21.900
2	1	1:35.582	21.198	28.621	45.763	269.3	3:26.531	2	2	1:33.713	21.133	28.205	44.375	271.4	3:55.613
3	1	1:43.698 B	21.450	28.783	53.465	251.2	5:10.229	3	2	1:39.731 B	21.174	28.411	50.146	271.4	5:35.344
4	2	2:51.058	1:34.469	30.846	45.743	147.1	8:01.287	4	2	2:41.168	1:26.562	28.669	45.937	146.9	8:16.512
5	2	1:36.161	21.291	28.983	45.887	271.4	9:37.448	5	2	1:34.344	21.234	28.240	44.870	264.7	9:50.856
6	2	1:35.858	21.225	28.773	45.860	272.0	11:13.306	6	2	1:34.208	21.131	28.176	44.901	266.0	11:25.064
7	2	1:41.737 B	21.095	29.152	51.490	272.0	12:55.043	7	2	1:34.263	21.176	28.063	45.024	266.0	12:59.327
8	3	2:45.269	1:29.827	29.364	46.078	150.0	15:40.312	8	2	1:34.351	21.131	28.296	44.924	266.7	14:33.678
9	3	1:36.800	21.352	28.973	46.475	270.7	17:17.112	9	2	1:36.075	21.410	29.139	45.526	266.7	16:09.753
10	3	1:36.787	21.344	29.074	46.369	271.4	18:53.899	10	2	1:34.811	20.949	28.268	45.594	273.4	17:44.564
11	3	1:39.274	21.579	29.933	47.762	273.4	20:33.173	11	2	1:34.169	21.039	28.294	44.836	271.4	19:18.733
							12	2	1:34.397	21.139	28.094	45.164	268.7	20:53.130	



## FIA WEC 6 Hours of Fuji Warm Up

### Sector Analysis

		Personal Best						Session Best						B Crossing the finish line in pit lane									
Lap	D	Time	Sector 1	Sector 2	Sector 3	T. Spd	Elapsed	Lap	D	Time	Sector 1	Sector 2	Sector 3	T. Spd	Elapsed	Lap	D	Time	Sector 1	Sector 2	Sector 3	T. Spd	Elapsed
<b>49</b>	<b>Pecom Racing</b> 1.Luis Perez Companc 2.Nicolas Minassian																						
			3.Pierre Kaffer						Oreca 03 - Nissan						LMP2								
1	3	1:55.335	34.206	34.115	47.014	134.0	1:55.335	2	2	1:43.740	22.633	32.235	48.872	258.4	4:17.422	3	2	1:43.058	22.475	32.146	48.437	259.0	6:00.480
2	3	1:36.447	21.566	29.351	45.530	260.9	3:31.782	4	2	1:42.921	22.300	32.161	48.460	259.0	7:43.401	5	2	1:50.710	22.364	32.073	56.273	260.2	9:34.111
3	3	1:36.498	21.351	29.764	45.383	272.0	5:08.280	6	1	3:10.902	1:45.972	34.029	50.901	135.8	12:45.013	7	1	1:46.001	23.131	33.264	49.606	251.2	14:31.014
4	3	1:35.560	21.187	29.063	45.310	270.7	6:43.840	8	1	1:46.594	23.074	33.521	49.999	255.3	16:17.608	9	1	1:46.262	23.025	33.075	50.162	255.3	18:03.870
5	3	1:36.907	21.790	29.103	46.014	241.6	8:20.747	10	1	1:46.570	22.961	33.627	49.982	255.9	19:50.440	11	1	1:46.376	22.963	33.462	49.951	257.1	21:36.816
6	3	1:43.018	21.532	29.073	52.413	269.3	10:03.765																
7	1	2:56.854	1:39.478	29.676	47.700	142.7	13:00.619																
8	1	1:47.997	28.716	31.040	48.241	273.4	14:48.616																
9	1	1:38.932	21.380	30.234	47.318	270.0	16:27.548																
10	1	1:38.083	21.338	29.663	47.082	272.0	18:05.631																
11	1	1:39.401	21.405	30.776	47.220	272.0	19:45.032																
12	1	1:37.320	21.234	29.634	46.452	272.0	21:22.352																
<b>50</b>	<b>Larbre Competition</b> 1.Patrick Bornhauser 2.Julien Canal																						
			3.Pedro Lamy						Chevrolet Corvette C6-ZR1						LMGTE Am								
1	2	4:43.612	3:00.979	38.713	1:03.920	107.7	4:43.612	1	2	5:06.985	3:19.000	41.155	1:06.830	110.5	5:06.985	2	2	3:58.866	2:27.710	38.380	52.776	139.4	9:05.851
2	2	4:19.571	2:47.726	40.770	51.075	113.4	9:03.183	3	2	1:47.727	23.518	33.678	50.531	213.0	10:53.578	4	2	1:46.352	22.945	33.362	50.045	238.4	12:39.930
3	2	1:45.098	23.363	32.589	49.146	219.5	10:48.281	5	2	1:46.914	23.002	33.104	50.808	256.5	14:26.844	6	2	1:47.494	23.230	33.043	51.221	247.7	16:14.338
4	2	1:44.261	22.603	32.498	49.160	250.6	12:32.542	7	2	1:46.568	23.070	33.165	50.333	242.2	18:00.906	8	2	1:48.059	23.541	33.221	51.297	248.8	19:48.965
5	2	1:44.086	22.510	32.456	49.120	257.1	14:16.628	9	2	1:46.617	23.011	33.257	50.349	245.5	21:35.582								
6	2	1:43.759	22.605	32.339	48.815	255.3	16:00.387																
7	2	1:43.742	22.424	32.138	49.180	258.4	17:44.129																
8	2	1:53.574	22.648	33.454	57.472	252.3	19:37.703																
<b>51</b>	<b>AF Corse</b> 1.Giancarlo Fisichella 2.Gianmaria Bruni																						
			3.Paul Daniels						Ferrari F458 Italia						LMGTE Pro								
1	1	2:25.470	59.049	34.493	51.928	130.8	2:25.470	1	1	2:10.558	47.205	34.036	49.317	135.0	2:10.558	2	1	1:44.068	22.641	32.373	49.054	258.4	3:54.626
2	1	1:47.427	23.607	34.233	49.587	205.7	4:12.897	3	1	1:42.736	22.328	31.982	48.426	260.2	5:37.362	4	1	1:42.548	22.385	31.716	48.447	260.9	7:19.910
3	1	1:44.590	22.973	32.608	49.009	247.7	5:57.487	5	1	1:43.594	22.262	31.858	49.474	261.5	9:03.504	6	1	1:42.712	22.229	32.031	48.452	261.5	10:46.216
4	1	1:43.481	22.586	32.120	48.775	257.1	7:40.968	7	1	1:48.034	22.344	31.589	54.101	260.2	12:34.250	8	2	2:50.328	1:27.108	33.465	49.755	139.2	15:24.578
5	1	1:43.238	22.407	32.249	48.582	260.2	9:24.206	9	2	1:43.071	22.339	32.060	48.672	262.1	17:07.649	10	2	1:43.617	22.287	32.609	48.721	262.8	18:51.266
6	1	1:42.641	22.388	31.763	48.490	260.9	11:06.847	11	2	1:42.879	22.408	31.838	48.633	260.9	20:34.145								
7	1	1:51.824	24.141	32.231	55.452	261.5	12:58.671																
8	2	3:06.234	1:45.651	32.069	48.514	137.4	16:04.905																
9	2	1:42.662	22.304	31.872	48.486	260.9	17:47.567																
10	2	1:46.277	22.189	31.653	52.435	262.8	19:33.844																
11	2	1:42.692	22.541	31.634	48.517	264.1	21:16.536																
<b>55</b>	<b>JWA-Avila</b> 1.Joël Camathias 2.Kenji Kobayashi																						
			3.Paul Daniels						Porsche 911 RSR (997)						LMGTE Am								
1	2	3:19.973	1:41.433	42.038	56.502	90.2	3:19.973	1	2	3:00.552	1:29.820	37.407	53.325	103.3	3:00.552	2	2	1:47.793	24.463	33.450	49.880	200.7	4:48.345
2	2	1:57.959	28.827	36.642	52.490	158.8	5:17.932	3	2	1:47.699	23.835	33.553	50.311	211.4	6:36.044	4	2	1:44.245	22.466	31.814	49.965	247.7	8:20.289
3	2	1:51.935	23.283	33.163	55.489	229.8	7:09.867	5	2	1:42.856	22.657	31.760	48.439	250.0	10:03.145	6	2	1:41.655	22.310	31.511	47.834	261.5	11:44.800
4	2	2:11.376	25.724	40.300	1:05.352	194.6	9:21.243	7	2	1:52.942	22.127	31.439	59.376	264.1	13:37.742	8	2	2:24.988	1:02.767	32.118	50.103	141.7	16:02.730
5	1	3:22.991	1:59.206	33.408	50.377	139.9	12:44.234	9	2	1:42.277	22.164	31.470	48.643	264.1	17:45.007	10	2	1:42.947	22.256	32.361	48.330	259.0	19:27.954
6	1	1:45.470	22.756	33.110	49.604	250.0	14:29.704	11	2	1:48.133	22.113	31.677	54.343	261.5	21:16.087								
7	1	1:53.538	22.933	33.038	57.567	254.1	16:23.242																
8	3	3:04.379	1:34.754	36.970	52.655	136.7	19:27.621																
9	3	1:51.196	23.739	34.599	52.858	204.5	21:18.817																
<b>57</b>	<b>Krohn Racing</b> 1.Tracy Krohn 2.Niclas Jönsson																						
			3.Michele Rugolo						Ferrari F458 Italia						LMGTE Am								
1	2	2:33.682	1:10.887	33.682	49.113	120.4	2:33.682	1	1	2:55.022	1:23.134	38.649	53.239	119.5	2:55.022	2	1	1:50.717	24.783	34.877	51.057	176.8	4:45.739
3	1	1:47.605	23.740	33.517	50.348	193.5	6:33.344																
<b>70</b>	<b>Larbre Competition</b> 1.Jean-Philippe Belloc 2.Christophe Bourret																						
			3.Pascal Gibon						Chevrolet Corvette C6-ZR1						LMGTE Am								
1	2	5:06.985	3:19.000	41.155	1:06.830	110.5	5:06.985	1	2	5:06.985	3:19.000	41.155	1:06.830	110.5	5:06.985	2	2	3:58.866	2:27.710	38.380	52.776	139.4	9:05.851
2	2	3:58.866	2:27.710	38.380	52.776	139.4	9:05.851	3	2	1:47.727	23.518	33.678	50.531	213.0	10:53.578	4	2	1:46.352	22.945	33.362	50.045	238.4	12:39.930
3	2	1:47.727	23.518	33.678	50.531	213.0	10:53.578	5	2	1:46.914	23.002	33.104	50.808	256.5	14:26.844	6	2	1:47.494	23.230	33.043	51.221	247.7	16:14.338
4	2	1:46.352	22.945	33.362	50.045	238.4	12:39.930	7	2	1:46.568	23.070	33.165	50.333	242.2	18:00.906	8	2	1:48.059	23.541	33.221	51.297	248.8	19:48.965
5	2	1:46.914	23.002	33.104	50.808	256.5	14:26.844	9	2	1:46.617	23.011	33.257	50.349	245.5	21:35.582								
6	2	1:47.494	23.230	33.043	51.221	247.7	16:14.338																
7	2	1:46.568	23.070	33.165	50.333	242.2	18:00.906																
8	2	1:48.059	23.541	33.221	51.297	248.8	19:48.965																
9	2	1:46.617	23.011	33.257	50.349	245.5	21:35.582																
<b>71</b>	<b>AF Corse</b> 1.Andrea Bertolini 2.Olivier Beretta																						
			3.Paul Daniels						Ferrari F458 Italia						LMGTE Pro								
1	1	2:10.558	47.205	34.036	49.317	135.0	2:10.558	1	1	2:10.558	47.205	34.036	49.317	135.0	2:10.558	2	1	1:44.068	22.641	32.373	49.054	258.4	3:54.626
2	1	1:44.068	22.641	32.373	49.054	258.4	3:54.626	3	1	1:42.736	22.328	31.982	48.426	260.2	5:37.362	4	1	1:42.548	22.385	31.716	48.447	260.9	7:19.910
3	1	1:42.736	22.328	31.982	48.426	260.2	5:37.362	5	1	1:43.594	22.262	31.858	49.474	261.5	9:03.504	6	1	1:42.712	22.229	32.031	48.452	261.5	10:46.216
4	1	1:42.548	22.385	31.716	48.447	260.9	7:19.910	7	1	1:48.034	22.344	31.589	54.101	260.2	12:34.250	8	2	2:50.328	1:27.108	33.465	49.755	139.2	15:24.578
5	1	1:43.594	22.262	31.858	49.474	261.5	9:03.504	9	2	1:43.071	22.339	32.060	48.672	262.1	17:07.649	10	2	1:43.617	22.287	32.609	48.721	262.8	18:51.266
6	1	1:42.712	22.229	32.031	48.452	261.5	10:46.216	11	2	1:42.879	22.408	31.838	48.633	260.9	20:34.145								
7	1	1:48.034	22.344	31.589	54.101	260.2	12:34.250																
8	2	2:50.328	1:27.108	33.465	49.755	139.2	15:24.578																
9	2	1:43.071	22.339	32.060	48.672	262.1	17:07.649																
10	2	1:43.617	22.287	32.609	48.721	262.8	18:51.266																
11	2	1:42.879	22.408	31.838	48.633	260.9	20:34.145																
<b>77</b>	<b>Team Felbermayr-Proton</b> 1.Marc Lieb 2.Richard Lietz																						
			3.Paul Daniels						Porsche 911 RSR (997)						LMGTE Pro								
1	2																						



**FIA WEC**  
**6 Hours of Fuji**  
Warm Up

**Sector Analysis**

■ Personal Best   ■ Session Best   **B** Crossing the finish line in pit lane

Lap	D	Time	Sector 1	Sector 2	Sector 3	T. Spd	Elapsed	Lap	D	Time	Sector 1	Sector 2	Sector 3	T. Spd	Elapsed
4	1	1:46.969	22.988	33.341	50.640	229.8	8:20.313								
5	1	1:45.076	23.068	32.716	<b>49.292</b>	237.4	10:05.389								
6	1	<b>1:44.647</b>	22.658	<b>32.603</b>	49.386	257.1	11:50.036								
7	1	1:45.839	22.600	33.573	49.666	260.9	13:35.875								
8	1	1:45.785	22.596	33.428	49.761	259.6	15:21.660								
9	1	1:45.213	22.755	32.988	49.470	250.6	17:06.873								
10	1	1:45.759	22.592	33.330	49.837	256.5	18:52.632								
11	1	1:45.020	<b>22.539</b>	32.872	49.609	255.9	20:37.652								

97	Aston Martin Racing		Aston Martin Vantage V8												
	1. Stefan Mücke		LMGTE Pro												
2. Darren Turner															
1	2	2:27.475	1:05.631	32.793	<b>49.051</b>	139.9	2:27.475								
2	2	1:48.514 <b>B</b>	<b>22.678</b>	32.410	53.426	257.8	4:15.989								
3	1	4:14.338	2:51.838	33.102	49.398	111.7	8:30.327								
4	1	1:50.619 <b>B</b>	22.911	<b>32.054</b>	55.654	259.6	10:20.946								