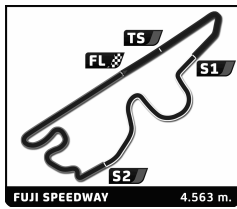


FIA WEC
6 Hours of Fuji
Free Practice 2
Sector Analysis

Personal Best Session Best B Crossing the finish line in pit lane

Lap	D	Time	Sector 1	Sector 2	Sector 3	T. Spd	Elapsed	Lap	D	Time	Sector 1	Sector 2	Sector 3	T. Spd	Elapsed
1 Audi Sport Team Joest Audi R18 e-tron quattro 1. Marcel Fässler 3. Benoit Tréluyer LMP1 2. André Lotterer								16	1	1:30.517	19.819	26.661	44.037	288.8	25:25.355
1	3	1:45.261	33.184	28.604	43.473	135.8	1:45.261	17	1	1:30.536	20.031	26.806	43.699	290.3	26:55.891
2	3	1:29.009	20.099	26.458	42.452	285.7	3:14.270	18	1	1:31.316	19.936	28.078	43.302	290.3	28:27.207
3	3	1:29.616	19.665	26.813	43.138	290.3	4:43.886	19	1	1:30.404	20.276	26.901	43.227	289.5	29:57.611
4	3	1:31.890	19.726	28.556	43.608	291.1	6:15.776	20	1	1:30.244	19.889	27.092	43.263	290.3	31:27.855
5	3	1:30.445	19.783	27.376	43.286	293.5	7:46.221	21	1	1:30.409	20.052	26.788	43.569	290.3	32:58.264
6	3	1:29.122	19.934	26.507	42.681	289.5	9:15.343	22	1	1:29.912	20.096	26.631	43.185	290.3	34:28.176
7	3	1:39.000B	20.098	28.143	50.759	290.3	10:54.343	23	1	1:29.773	19.962	26.526	43.285	288.0	35:57.949
8	3	5:05.350	3:52.916	28.516	43.918	151.5	15:59.693	24	1	1:30.179	20.316	26.417	43.446	288.8	37:28.128
9	3	1:30.753	20.007	27.519	43.227	288.8	17:30.446	25	1	1:29.767	19.981	26.468	43.318	290.3	38:57.895
10	3	1:29.498	19.835	26.550	43.113	287.2	18:59.944	26	1	1:30.031	19.935	26.724	43.372	291.1	40:27.926
11	3	1:28.462	19.787	26.219	42.456	289.5	20:28.406	27	1	1:31.915	20.010	27.209	44.696	291.1	41:59.841
12	3	1:29.028	19.818	26.290	42.920	288.8	21:57.434	28	1	1:29.920	19.997	26.893	43.030	289.5	43:29.761
13	3	1:29.674	19.881	26.792	43.001	291.9	23:27.108	29	1	1:29.295	19.883	26.400	43.012	288.8	44:59.056
14	3	1:30.741	20.240	27.584	42.917	272.7	24:57.849	30	1	1:29.457	19.808	26.403	43.246	289.5	46:28.513
15	3	1:38.910B	20.016	28.692	50.202	293.5	26:36.759	31	1	1:29.998	19.958	26.666	43.374	290.3	47:58.511
16	1	3:18.294	2:07.000	27.465	43.829	155.2	29:55.053	32	1	1:31.713	20.040	27.554	44.119	291.9	49:30.224
17	1	1:31.844	20.092	28.406	43.346	289.5	31:26.897	33	1	1:31.094	19.933	27.774	43.387	289.5	51:01.318
18	1	1:32.366	20.034	26.893	45.439	288.0	32:59.263	34	1	1:30.146	19.964	26.723	43.459	288.0	52:31.464
19	1	1:31.532	20.698	27.398	43.436	292.7	34:30.795	35	1	1:29.617	19.874	26.445	43.298	289.5	54:01.081
20	1	1:29.894	20.112	26.627	43.155	290.3	36:00.689	36	1	1:30.119	19.906	26.633	43.580	290.3	55:31.200
21	1	1:29.396	19.964	26.443	42.989	293.5	37:30.085	37	1	1:29.587	19.967	26.459	43.161	289.5	57:00.787
22	1	1:29.462	19.957	26.647	42.858	291.9	38:59.547	38	1	1:29.524	19.977	26.435	43.112	291.9	58:30.311
23	1	1:38.930B	20.139	27.150	51.641	293.5	40:38.477	39	1	1:29.707	19.880	26.821	43.006	291.1	1:00:00.018
24	1	4:57.262	3:46.189	26.920	44.153	154.9	45:35.739	40	1	1:30.024	20.032	26.650	43.342	290.3	1:01:30.042
25	1	2:02.269B	20.047	26.872	1:15.350	291.9	47:38.008	41	1	1:37.983B	20.029	27.795	50.159	294.3	1:03:08.025
26	2	24:00.860	...	27.461	43.330	149.8	1:11:38.868	42	1	4:03.624	2:50.133	29.132	44.359	153.2	1:07:11.649
27	2	1:29.824	20.223	26.655	42.946	291.9	1:13:08.692	43	1	1:31.471	20.459	27.151	43.861	287.2	1:08:43.120
28	2	1:30.341	20.251	27.170	42.920	292.7	1:14:39.033	44	1	1:30.563	20.052	26.932	43.579	288.0	1:10:13.683
29	2	1:29.241	19.852	26.530	42.859	290.3	1:16:08.274	45	1	1:31.177	19.971	27.493	43.713	290.3	1:11:44.860
30	2	1:29.596	19.825	26.706	43.065	292.7	1:17:37.870	46	1	1:30.650	20.161	26.776	43.713	291.1	1:13:15.510
31	2	1:30.147	19.744	26.882	43.521	291.9	1:19:08.017	47	1	1:32.118	20.044	26.713	45.361	290.3	1:14:47.628
32	2	1:29.668	20.001	26.427	43.240	291.1	1:20:37.685	48	1	1:30.475	20.131	26.652	43.692	288.8	1:16:18.103
33	2	1:29.438	19.746	26.404	43.288	292.7	1:22:07.123	49	1	1:30.166	19.992	26.759	43.415	289.5	1:17:48.269
34	2	1:30.521	20.128	27.138	43.255	295.1	1:23:37.644	50	1	1:30.241	20.197	26.557	43.487	292.7	1:19:18.510
35	2	1:30.256	19.717	27.190	43.349	293.5	1:25:07.900	51	1	1:32.181	20.108	27.219	44.854	289.5	1:20:50.691
36	2	1:36.136B	19.781	26.663	49.692	293.5	1:26:44.036	52	1	1:30.687	20.049	26.825	43.813	290.3	1:22:21.378
2 Audi Sport Team Joest Audi R18 e-tron quattro 1. Tom Kristensen LMP1 2. Allan McNish								53	1	1:30.343	19.973	26.785	43.585	289.5	1:23:51.721
1	1	1:41.047	27.554	28.640	44.853	122.0	1:41.047	54	1	1:34.405	20.568	29.334	44.503	291.9	1:25:26.126
2	1	1:29.980	20.095	26.751	43.134	284.2	3:11.027	55	1	1:32.116	19.993	27.219	44.904	290.3	1:26:58.242
3	1	1:32.109	20.346	27.771	43.992	290.3	4:43.136	56	1	1:30.642	20.057	26.874	43.711	289.5	1:28:28.884
4	1	1:29.824	20.007	26.777	43.040	288.0	6:12.960	57	1	1:31.642	20.097	26.869	44.676	290.3	1:30:00.526
5	1	1:38.333B	20.035	28.234	50.064	291.9	7:51.293	7 Toyota Racing Toyota TS030 - Hybrid 1. Alexander Wurz 3. Kazuki Nakajima LMP1 2. Nicolas Lapierre							
6	1	2:34.904	1:23.119	28.379	43.406	150.6	10:26.197	1	2	3:01.377	1:50.129	27.505	43.743	150.0	3:01.377
7	1	1:29.699	20.154	26.557	42.988	288.8	11:55.896	2	2	1:29.669	20.269	26.603	42.797	282.0	4:31.046
8	1	1:30.642	19.902	27.123	43.617	289.5	13:26.538	3	2	1:32.314	19.947	27.311	45.056	283.5	6:03.360
9	1	1:30.059	19.902	26.949	43.208	290.3	14:56.597	4	2	1:29.590	20.017	26.735	42.838	283.5	7:32.950
10	1	1:30.351	19.953	26.510	43.888	288.8	16:26.948	5	2	1:29.971	19.839	27.341	42.791	283.5	9:02.921
11	1	1:30.804	19.901	27.788	43.115	291.1	17:57.752	6	2	1:38.239B	20.095	28.222	49.922	283.5	10:41.160
12	1	1:29.294	19.882	26.441	42.971	288.0	19:27.046	7	2	2:42.984	1:33.941	27.029	42.014	153.2	13:24.144
13	1	1:29.210	19.896	26.430	42.884	288.8	20:56.256	8	2	1:28.982	19.816	26.744	42.422	284.2	14:53.126
14	1	1:29.398	19.966	26.411	43.021	287.2	22:25.654	9	2	1:31.437	19.906	28.178	43.353	282.0	16:24.563
15	1	1:29.184	19.887	26.440	42.857	288.8	23:54.838	10	2	1:34.838	19.913	27.430	47.495	282.7	17:59.401
								11	2	1:31.649	20.234	27.045	44.370	282.0	19:31.050
								12	2	1:29.977	19.898	26.847	43.232	280.5	21:01.027



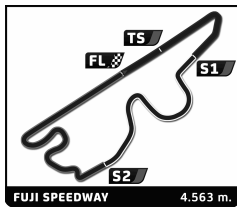
FIA WEC
6 Hours of Fuji
Free Practice 2
Sector Analysis

■ Personal Best ■ Session Best B Crossing the finish line in pit lane

Lap	D	Time	Sector 1	Sector 2	Sector 3	T. Spd	Elapsed	Lap	D	Time	Sector 1	Sector 2	Sector 3	T. Spd	Elapsed
13	2	1:29.793	19.921	26.629	43.243	281.2	22:30.820	16	1	1:31.604	20.275	27.395	43.934	285.0	34:14.516
14	2	1:30.191	19.765	27.306	43.120	282.0	24:01.011	17	1	1:42.167 B	20.755	28.261	53.151	270.0	35:56.683
15	2	1:29.028	19.932	26.387	42.709	282.0	25:30.039	18	2	4:18.403	3:05.268	28.468	44.667	146.9	40:15.086
16	2	1:31.122	19.817	26.683	44.622	285.7	27:01.161	19	2	1:32.722	20.396	27.887	44.439	282.7	41:47.808
17	2	1:30.956	19.911	27.380	43.665	282.7	28:32.117	20	2	1:32.315	20.352	27.773	44.190	283.5	43:20.123
18	2	1:31.582	20.148	27.178	44.256	284.2	30:03.699	21	2	1:31.908	20.639	27.317	43.952	283.5	44:52.031
19	2	1:29.489	19.921	26.284	43.284	282.7	31:33.188	22	2	1:31.893	20.258	27.646	43.989	285.0	46:23.924
20	2	1:28.639	19.820	26.223	42.596	282.0	33:01.827	23	2	1:32.224	20.443	27.655	44.126	285.7	47:56.148
21	2	1:31.434	19.987	26.935	44.512	284.2	34:33.261	24	2	1:35.866	21.165	28.644	46.057	268.0	49:32.014
22	2	1:29.870	20.264	26.988	42.618	282.0	36:03.131	25	2	1:40.655 B	20.541	27.610	52.504	288.0	51:12.669
23	2	1:29.361	19.993	26.805	42.563	285.7	37:32.492	26	2	5:27.525	4:14.702	28.214	44.609	135.7	56:40.194
24	2	1:28.808	19.937	26.335	42.536	279.8	39:01.300	27	2	1:31.820	20.375	27.599	43.846	285.0	58:12.014
25	2	1:30.998	19.854	26.289	44.855	282.0	40:32.298	28	2	1:31.883	20.314	27.441	44.128	282.0	59:43.897
26	2	1:31.392	19.878	27.615	43.899	285.0	42:03.690	29	2	1:32.255	20.196	27.942	44.117	286.5	1:01:16.152
27	2	1:30.547	19.837	27.716	42.994	284.2	43:34.237	30	2	1:31.263	20.226	27.301	43.736	282.0	1:02:47.415
28	2	1:30.213	19.988	26.262	43.963	282.7	45:04.450	31	2	1:41.711 B	20.761	28.440	52.510	286.5	1:04:29.126
29	2	1:28.466	19.836	26.196	42.434	281.2	46:32.916	32	2	5:04.663	3:48.276	30.830	45.557	146.9	1:09:33.789
30	2	1:29.000	20.064	26.153	42.783	282.7	48:01.916	33	2	1:34.172	21.885	28.136	44.151	230.8	1:11:07.961
31	2	1:35.163	20.133	29.367	45.663	285.0	49:37.079	34	2	1:34.658	20.557	28.715	45.386	279.1	1:12:42.619
32	2	1:31.733	20.031	28.430	43.272	283.5	51:08.812	35	2	1:32.607	20.362	27.664	44.581	285.7	1:14:15.226
33	2	1:29.581	20.103	26.529	42.949	282.0	52:38.393	36	2	1:34.255	20.529	29.359	44.367	282.0	1:15:49.481
34	2	1:29.042	20.173	26.209	42.660	283.5	54:07.435	37	2	1:43.006 B	20.832	29.248	52.926	286.5	1:17:32.487
35	2	1:28.745	19.872	26.275	42.598	283.5	55:36.180	38	2	3:40.645	2:27.628	28.307	44.710	148.8	1:21:13.132
36	2	1:30.545	20.044	27.697	42.804	285.0	57:06.725	39	2	1:32.918	20.482	27.983	44.453	284.2	1:22:46.050
37	2	1:30.035	20.012	26.672	43.351	283.5	58:36.760	40	2	1:33.374	20.674	28.474	44.226	285.7	1:24:19.424
38	2	1:36.056 B	19.900	26.190	49.966	283.5	1:00:12.816	41	2	1:32.205	20.360	27.653	44.192	285.7	1:25:51.629
39	1	2:56.087	1:45.479	27.521	43.087	152.3	1:03:08.903	42	2	1:32.487	20.284	28.097	44.106	285.7	1:27:24.116
40	1	1:30.164	20.057	27.185	42.922	283.5	1:04:39.067	43	2	1:48.134 B	26.237	30.024	51.873	288.0	1:29:12.250
41	1	1:31.737	19.854	28.765	43.118	282.0	1:06:10.804								
42	1	1:31.892	20.090	26.765	45.037	282.7	1:07:42.696								
43	1	1:29.896	19.977	26.826	43.093	283.5	1:09:12.592								
44	1	1:36.812 B	19.869	26.817	50.126	282.0	1:10:49.404								
45	1	9:00.939	7:49.228	28.329	43.382	150.0	1:19:50.343								
46	1	1:31.060	20.184	27.344	43.532	279.8	1:21:21.403								
47	1	1:30.779	20.136	27.642	43.001	284.2	1:22:52.182								
48	1	1:30.747	20.085	27.075	43.587	281.2	1:24:22.929								
49	1	1:30.438	20.117	27.146	43.175	283.5	1:25:53.367								
50	1	1:30.939	20.001	26.911	44.027	283.5	1:27:24.306								
51	1	2:14.291 B	53.810	29.597	50.884	285.7	1:29:38.597								

12 Rebellion Racing		Lola B12/60 Coupé - Toyota					
1. Nicolas Prost		LMP1					
2. Neel Jani							
1	1	10:49.617	9:33.910	30.646	45.061	134.3	10:49.617
2	1	1:36.950	20.831	28.822	47.297	280.5	12:26.567
3	1	1:34.120	20.610	28.011	45.499	282.7	14:00.687
4	1	1:33.256	20.718	27.800	44.738	280.5	15:33.943
5	1	1:35.475	22.249	28.519	44.707	284.2	17:09.418
6	1	1:32.493	20.553	27.660	44.280	282.7	18:41.911
7	1	1:34.944	20.671	29.802	44.471	282.0	20:16.855
8	1	1:35.617	21.064	27.906	46.647	285.7	21:52.472
9	1	1:32.912	20.558	27.870	44.484	285.7	23:25.384
10	1	1:35.911	20.428	30.556	44.927	272.0	25:01.295
11	1	1:33.008	20.674	27.665	44.669	285.0	26:34.303
12	1	1:32.394	20.451	27.488	44.455	284.2	28:06.697
13	1	1:32.782	20.590	28.168	44.024	284.2	29:39.479
14	1	1:31.584	20.245	27.351	43.988	285.7	31:11.063
15	1	1:31.849	20.285	27.526	44.038	285.0	32:42.912

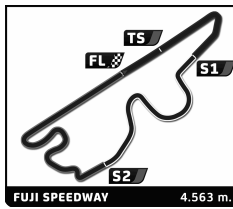
13 Rebellion Racing		Lola B12/60 Coupé - Toyota					
1. Andrea Belicchi		LMP1					
2. Harold Primat							
1	1	3:50.622	2:34.827	29.958	45.837	118.7	3:50.622
2	1	1:34.300	21.343	28.224	44.733	259.0	5:24.922
3	1	1:33.576	20.537	28.171	44.868	282.0	6:58.498
4	1	1:33.480	20.638	27.668	45.174	282.0	8:31.978
5	1	1:45.199 B	20.759	28.283	56.157	281.2	10:17.177
6	1	6:20.409	5:05.122	27.730	47.557	145.0	16:37.586
7	1	1:32.947	20.327	27.196	45.424	282.0	18:10.533
8	1	1:32.390	20.335	27.350	44.705	282.0	19:42.923
9	1	1:32.287	20.424	27.297	44.566	280.5	21:15.210
10	1	1:33.762	20.461	28.224	45.077	280.5	22:48.972
11	1	1:32.195	20.390	27.338	44.467	281.2	24:21.167
12	1	1:31.882	20.545	27.129	44.208	282.0	25:53.049
13	1	1:42.488 B	20.481	27.414	54.593	281.2	27:35.537
14	1	4:18.494	3:03.446	28.292	46.756	144.8	31:54.031
15	1	1:31.991	20.422	27.416	44.153	280.5	33:26.022
16	1	1:35.478	20.513	29.024	45.941	281.2	35:01.500
17	1	1:31.856	20.413	27.379	44.064	282.0	36:33.356
18	1	1:31.671	20.305	27.439	43.927	283.5	38:05.027
19	1	1:43.830 B	20.332	29.693	53.805	285.0	39:48.857
20	2	5:31.924	4:15.475	29.956	46.493	131.5	45:20.781
21	2	1:34.809	21.055	28.327	45.427	279.8	46:55.590
22	2	1:33.954	20.759	28.278	44.917	280.5	48:29.544
23	2	1:33.775	20.641	28.123	45.011	280.5	50:03.319
24	2	1:33.751	20.638	27.958	45.155	280.5	51:37.070
25	2	1:34.949	20.604	28.608	45.737	282.0	53:12.019
26	2	1:43.411 B	20.650	28.384	54.377	282.7	54:55.430



FIA WEC
6 Hours of Fuji
Free Practice 2
Sector Analysis

Personal Best Session Best B Crossing the finish line in pit lane

Lap	D	Time	Sector 1	Sector 2	Sector 3	T. Spd	Elapsed	Lap	D	Time	Sector 1	Sector 2	Sector 3	T. Spd	Elapsed
27	2	5:33.034	4:17.437	30.506	45.091	135.2	1:00:28.464	38	2	1:33.950	20.510	27.740	45.700	285.7	1:21:40.273
28	2	1:33.521	20.618	28.178	44.725	278.4	1:02:01.985	39	2	1:32.917	20.521	27.782	44.614	287.2	1:23:13.190
29	2	1:34.111	20.607	28.673	44.831	282.7	1:03:36.096	40	2	1:49.295 B	20.598	29.814	58.883	290.3	1:25:02.485
30	2	1:33.216	20.506	27.838	44.872	281.2	1:05:09.312	21 Strakka Racing HPD ARX 03a - Honda LMP1							
31	2	1:33.521	20.541	28.265	44.715	281.2	1:06:42.833	1.Nick Leventis 3.Jonny Kane							
32	2	1:35.307	20.669	29.472	45.166	283.5	1:08:18.140	2.Danny Watts							
33	2	1:45.660 B	20.988	28.894	55.778	259.0	1:10:03.800	1	2	1:57.550	42.162	30.050	45.338	150.0	1:57.550
34	2	4:44.625	3:26.957	30.065	47.603	132.7	1:14:48.425	2	2	1:33.281	20.911	27.969	44.401	277.6	3:30.831
35	2	1:33.699	20.733	28.047	44.919	280.5	1:16:22.124	3	2	1:32.192	20.983	27.580	43.629	278.4	5:03.023
36	2	1:33.713	20.513	28.269	44.931	281.2	1:17:55.837	4	2	1:31.919	20.561	27.291	44.067	279.8	6:34.942
37	2	1:33.913	20.616	27.937	45.360	280.5	1:19:29.750	5	2	1:31.251	20.315	27.271	43.665	278.4	8:06.193
38	2	1:45.187 B	21.426	28.714	55.047	281.2	1:21:14.937	6	2	1:40.163 B	20.308	27.174	52.681	279.8	9:46.356
39	2	3:14.762	2:00.258	29.211	45.293	139.7	1:24:29.699	7	2	6:54.375	5:41.145	28.579	44.651	151.3	16:40.731
40	2	1:35.434	20.968	29.180	45.286	285.0	1:26:05.133	8	2	1:34.590	20.628	29.275	44.687	275.5	18:15.321
41	2	1:33.507	20.690	27.995	44.822	281.2	1:27:38.640	9	2	1:34.748	20.690	29.734	44.324	274.1	19:50.069
42	2	1:37.767	21.156	30.818	45.793	282.0	1:29:16.407	10	2	1:32.815	20.525	28.244	44.046	275.5	21:22.884
43	2	1:33.228	20.535	28.010	44.683	282.7	1:30:49.635	11	2	1:32.609	20.621	27.797	44.191	274.8	22:55.493
15 Oak Racing Oak Pescarola - Honda LMP1								12	2	1:40.189 B	20.554	27.641	51.994	274.8	24:35.682
1.Bertrand Baguette 3.Takuma Sato								13	1	5:10.460	3:53.338	30.308	46.814	135.8	29:46.142
2.Dominik Kraihamer								14	1	1:35.300	21.006	28.839	45.455	275.5	31:21.442
1	1	1:57.244	39.949	30.048	47.247	151.0	1:57.244	15	1	1:35.988	21.079	28.493	46.416	274.8	32:57.430
2	1	1:39.796	25.755	29.447	44.594	285.0	3:37.040	16	1	1:36.142	21.619	28.750	45.773	275.5	34:33.572
3	1	1:32.956	20.813	27.973	44.170	285.7	5:09.996	17	1	1:47.573 B	21.371	29.831	56.371	259.6	36:21.145
4	1	1:34.422	20.688	28.740	44.994	286.5	6:44.418	18	1	2:56.574	1:39.743	29.030	47.801	147.1	39:17.719
5	1	1:33.364	21.023	27.793	44.548	269.3	8:17.782	19	1	1:34.289	20.852	28.076	45.361	276.9	40:52.008
6	1	1:32.580	20.725	27.653	44.202	286.5	9:50.362	20	1	1:33.497	20.568	28.159	44.770	276.2	42:25.505
7	1	1:32.434	20.568	27.690	44.176	287.2	11:22.796	21	1	1:33.891	20.884	28.164	44.843	276.9	43:59.396
8	1	1:33.333	20.435	28.240	44.658	286.5	12:56.129	22	1	1:34.008	20.652	28.360	44.996	277.6	45:33.404
9	1	1:43.003 B	20.548	27.856	54.599	289.5	14:39.132	23	1	1:35.538	20.625	28.444	46.469	278.4	47:08.942
10	1	9:52.245	8:38.513	28.859	44.873	152.1	24:31.377	24	1	1:34.043	20.648	28.228	45.167	276.9	48:42.985
11	1	1:32.925	20.728	27.727	44.470	282.7	26:04.302	25	1	1:33.913	20.841	27.996	45.076	277.6	50:16.898
12	1	1:33.063	20.801	27.664	44.598	285.7	27:37.365	26	1	1:33.918	20.673	28.469	44.776	275.5	51:50.816
13	1	1:32.999	20.567	27.881	44.551	287.2	29:10.364	27	1	1:34.381	20.796	28.461	45.124	278.4	53:25.197
14	1	1:33.302	20.551	27.549	45.202	287.2	30:43.666	28	1	1:34.976	21.022	29.054	44.900	278.4	55:00.173
15	1	1:42.136 B	20.643	27.658	53.835	288.0	32:25.802	29	1	1:35.467	20.716	29.180	45.571	282.0	56:35.640
16	2	3:24.031	2:10.248	28.584	45.199	121.3	35:49.833	30	1	1:45.408 B	20.787	28.413	56.208	275.5	58:21.048
17	2	1:34.598	20.751	28.928	44.919	285.0	37:24.431	31	3	3:21.135	2:08.155	28.759	44.221	150.8	1:01:42.183
18	2	1:33.291	20.598	27.955	44.738	285.7	38:57.722	32	3	1:31.891	20.341	28.029	43.521	276.2	1:03:14.074
19	2	1:33.743	20.789	27.744	45.210	276.2	40:31.465	33	3	1:31.451	20.184	27.486	43.781	279.1	1:04:45.525
20	2	1:33.812	20.493	27.740	45.579	288.8	42:05.277	34	3	1:31.681	20.151	27.783	43.747	277.6	1:06:17.206
21	2	1:34.003	20.450	28.649	44.904	289.5	43:39.280	35	3	1:31.504	20.330	27.616	43.558	279.8	1:07:48.710
22	2	1:34.157	20.621	28.653	44.883	287.2	45:13.437	36	3	1:31.414	20.518	27.254	43.642	280.5	1:09:20.124
23	2	1:33.082	20.573	27.778	44.731	286.5	46:46.519	37	3	1:31.113	20.232	27.243	43.638	278.4	1:10:51.237
24	2	1:33.242	20.700	27.879	44.663	287.2	48:19.761	38	3	1:30.936	20.186	27.242	43.508	279.1	1:12:22.173
25	2	1:50.539 B	20.633	27.802	1:02.104	288.0	50:10.300	39	3	1:45.875 B	21.691	31.210	52.974	206.1	1:14:08.048
26	2	5:53.286	4:37.218	30.174	45.894	116.4	56:03.586	40	3	4:34.457	3:22.315	28.193	43.949	153.4	1:18:42.505
27	2	1:34.777	21.002	29.120	44.655	271.4	57:38.363	41	3	1:33.327	21.173	27.776	44.378	278.4	1:20:15.832
28	2	1:32.947	20.598	27.980	44.369	287.2	59:11.310	42	3	1:33.687	20.379	28.262	45.046	278.4	1:21:49.519
29	2	1:32.287	20.410	27.554	44.323	288.8	1:00:43.597	43	3	1:32.216	20.278	27.263	44.675	279.8	1:23:21.735
30	2	1:32.991	20.527	28.076	44.388	290.3	1:02:16.588	44	3	1:31.344	20.297	27.323	43.724	277.6	1:24:53.079
31	2	1:31.819	20.353	27.468	43.998	287.2	1:03:48.407	45	3	1:35.648	20.328	28.855	46.465	279.1	1:26:28.727
32	2	1:33.930	20.343	27.504	46.083	291.1	1:05:22.337	46	3	1:30.944	20.251	27.182	43.511	277.6	1:27:59.671
33	2	1:32.479	20.468	27.635	44.376	288.8	1:06:54.816	47	3	1:44.667 B	21.716	28.970	53.981	204.5	1:29:44.338
34	2	1:33.301	20.562	27.611	45.128	289.5	1:08:28.117	22 JRM HPD ARX 03a - Honda LMP1							
35	2	1:46.660 B	20.543	27.625	58.492	286.5	1:10:14.777	1.David Brabham 3.Peter Dumbreck							
36	2	8:15.378	6:59.308	28.904	47.166	134.0	1:18:30.155	2.Karun Chandhok							
37	2	1:36.168	20.957	30.173	45.038	280.5	1:20:06.323	1	3	1:54.089	38.788	28.775	46.526	147.1	1:54.089



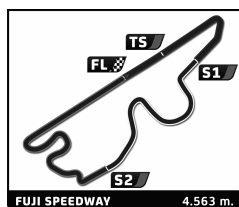
FIA WEC
6 Hours of Fuji
Free Practice 2
Sector Analysis

Personal Best Session Best B Crossing the finish line in pit lane

Lap	D	Time	Sector 1	Sector 2	Sector 3	T. Spd	Elapsed	Lap	D	Time	Sector 1	Sector 2	Sector 3	T. Spd	Elapsed
2	3	1:32.827					3:26.916	20	3	1:36.211	21.227	29.071	45.913	268.0	37:10.180
3	3	1:32.464					4:59.380	21	3	1:36.607	21.197	28.963	46.447	268.0	38:46.787
4	3	1:33.760					6:33.140	22	3	1:36.600	21.352	29.070	46.178	270.0	40:23.387
5	3	1:31.988					8:05.128	23	3	1:37.156	21.452	29.440	46.264	272.0	42:00.543
6	3	1:32.517					9:37.645	24	3	1:37.676	21.301	29.467	46.908	268.7	43:38.219
7	3	1:32.382					11:10.027	25	3	1:43.782 B	21.237	29.196	53.349	268.0	45:22.001
8	3	1:32.808					12:42.835	26	1	3:01.915	1:46.562	29.666	45.687	142.9	48:23.916
9	3	1:32.226					14:15.061	27	1	1:35.672	21.256	28.695	45.721	268.7	49:59.588
10	3	1:33.818					15:48.879	28	1	1:35.445	21.238	28.697	45.510	269.3	51:35.033
11	3	1:38.540 B					17:27.419	29	1	1:38.153	21.264	30.061	46.828	271.4	53:13.186
12	1	5:47.110					23:14.529	30	1	1:35.361	21.150	28.774	45.437	272.0	54:48.547
13	1	1:34.082					24:48.611	31	1	1:35.342	21.237	28.527	45.578	271.4	56:23.889
14	1	1:33.013					26:21.624	32	1	1:36.688	21.151	29.518	46.019	271.4	58:00.577
15	1	1:32.901					27:54.525	33	1	1:46.886 B	21.329	30.918	54.639	270.7	59:47.463
16	1	1:33.132					29:27.657	34	2	3:26.768	2:08.653	30.250	47.865	149.6	1:03:14.231
17	1	1:32.537					31:00.194	35	2	1:37.933	21.531	29.390	47.012	268.7	1:04:52.164
18	1	1:32.521					32:32.715	36	2	1:39.000	21.676	30.881	46.443	268.0	1:06:31.164
19	1	1:33.443					34:06.158	37	2	1:37.435	21.317	29.284	46.834	268.7	1:08:08.599
20	1	1:32.998					35:39.156	38	2	1:38.075	21.333	29.939	46.803	270.7	1:09:46.674
21	1	1:32.572					37:11.728	39	2	1:48.874 B	25.239	29.910	53.725	270.0	1:11:35.548
22	1	1:39.535 B					38:51.263	40	3	5:26.628	4:08.665	30.422	47.541	148.8	1:17:02.176
23	2	7:12.573					46:03.836	41	3	1:39.429	21.610	30.540	47.279	267.3	1:18:41.605
24	2	1:34.955					47:38.791	42	3	1:39.787	22.850	29.906	47.031	270.0	1:20:21.392
25	2	1:33.511					49:12.302	43	3	1:41.149	21.913	31.688	47.548	252.3	1:22:02.541
26	2	1:33.202					50:45.504	44	3	1:39.154	21.622	29.991	47.541	269.3	1:23:41.695
27	2	1:51.879 B					52:37.383	45	3	1:38.746	21.545	30.077	47.124	270.0	1:25:20.441
28	2	10:41.409	9:29.111	28.130	44.168	150.2	1:03:18.792	46	3	1:39.005	21.516	30.098	47.391	270.0	1:26:59.446
29	2	1:31.788	20.266	26.992	44.530	285.7	1:04:50.580	47	3	1:41.312	21.573	30.243	49.496	272.0	1:28:40.758
30	2	1:59.340 B	20.175	42.375	56.790	284.2	1:06:49.920	48	3	1:51.830 B	25.950	30.892	54.988	271.4	1:30:32.588
31	2	8:47.758	7:32.568	28.603	46.587	145.6	1:15:37.678								
32	2	1:31.459	20.304	27.542	43.613	283.5	1:17:09.137								
33	2	1:31.319	20.313	26.930	44.076	284.2	1:18:40.456								
34	2	1:55.035	20.795	30.016	1:04.224	285.7	1:20:35.491								
35	2	1:31.380	20.319	27.259	43.802	283.5	1:22:06.871								
36	2	1:48.506 B	22.586	32.020	53.900	205.7	1:23:55.377								

23 Signatech Nissan		3 Jordan Tresson		Oreca 03 - Nissan			
1.Franck Mailleux				LMP2			
2.Olivier Lombard							
1	2	2:15.196	54.573	33.126	47.497	147.5	2:15.196
2	2	1:36.680	21.601	28.978	46.101	266.0	3:51.876
3	2	1:35.986	21.278	28.900	45.808	269.3	5:27.862
4	2	1:35.963	21.180	28.879	45.904	270.7	7:03.825
5	2	1:35.878	21.323	28.761	45.794	270.0	8:39.703
6	2	1:37.048	21.632	29.455	45.961	271.4	10:16.751
7	2	1:35.527	21.380	28.589	45.558	270.0	11:52.278
8	2	1:37.260	21.283	29.238	46.739	270.0	13:29.538
9	2	1:35.722	21.206	28.776	45.740	270.0	15:05.260
10	2	1:42.434 B	21.163	28.590	52.681	269.3	16:47.694
11	3	3:32.463	2:14.363	31.065	47.035	148.4	20:20.157
12	3	1:38.030	21.600	29.842	46.588	269.3	21:58.187
13	3	1:38.427	21.279	31.028	46.120	270.7	23:36.614
14	3	1:39.071	21.784	30.995	46.292	262.8	25:15.685
15	3	1:37.290	21.386	29.466	46.438	270.0	26:52.975
16	3	1:37.931	21.395	30.140	46.396	270.7	28:30.906
17	3	1:37.610	21.314	29.909	46.387	270.0	30:08.516
18	3	1:43.868 B	21.255	29.409	53.204	270.7	31:52.384
19	3	3:41.585	2:26.375	29.335	45.875	149.6	35:33.969

24 Oak Racing		3.Olivier Pla		Morgan - Nissan			
1.Jacques Nicolet				LMP2			
2.Matthieu Lahaye							
1	2	1:54.346	36.016	31.081	47.249	139.7	1:54.346
2	2	1:36.819	21.439	29.243	46.137	270.7	3:31.165
3	2	1:36.207	21.544	29.025	45.638	273.4	5:07.372
4	2	1:35.575	21.152	28.893	45.530	272.7	6:42.947
5	2	1:34.988	20.957	28.646	45.385	276.2	8:17.935
6	2	1:35.058	21.100	28.624	45.334	275.5	9:52.993
7	2	1:42.578 B	21.066	29.047	52.465	274.1	11:35.571
8	2	7:00.611	5:45.781	29.156	45.674	145.7	18:36.182
9	2	1:35.669	21.207	28.643	45.819	270.7	20:11.851
10	2	1:36.557	21.234	29.568	45.755	272.7	21:48.408
11	2	1:36.249	21.131	28.376	46.742	275.5	23:24.657
12	2	1:45.300 B	21.065	31.105	53.130	272.7	25:09.957
13	2	4:20.740	3:07.109	28.609	45.022	149.2	29:30.697
14	2	1:33.613	20.864	27.797	44.952	274.1	31:04.310
15	2	1:33.629	20.838	28.018	44.773	273.4	32:37.939
16	2	1:35.581	20.800	27.854	46.927	272.7	34:13.520
17	2	1:33.621	20.874	27.928	44.819	272.7	35:47.141
18	2	1:33.802	20.874	28.047	44.881	275.5	37:20.943
19	2	1:33.453	20.795	28.053	44.605	273.4	38:54.396
20	2	1:41.927 B	20.805	29.274	51.848	274.8	40:36.323
21	1	4:03.809	2:47.773	29.145	46.891	143.4	44:40.132
22	1	1:37.872	21.388	29.144	47.340	272.0	46:18.004
23	1	1:37.063	21.187	28.672	47.204	274.1	47:55.067
24	1	1:38.870	21.431	29.431	48.008	274.8	49:33.937
25	1	1:38.983	21.461	30.613	46.909	272.0	51:12.920

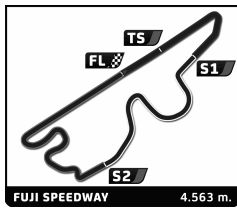


FIA WEC
6 Hours of Fuji
Free Practice 2
Sector Analysis

■ Personal Best ■ Session Best B Crossing the finish line in pit lane

Lap	D	Time	Sector 1	Sector 2	Sector 3	T. Spd	Elapsed	Lap	D	Time	Sector 1	Sector 2	Sector 3	T. Spd	Elapsed
26	1	1:37.959	21.301	29.946	46.712	272.7	52:50.879	34	1	3:45.705	2:30.457	29.511	45.737	152.1	1:11:07.080
27	1	1:38.238	21.475	29.265	47.498	272.0	54:29.117	35	1	1:38.500	21.133	28.661	48.706	270.7	1:12:45.580
28	1	1:36.811	21.497	28.929	46.385	273.4	56:05.928	36	1	1:34.301	20.939	28.346	45.016	272.7	1:14:19.881
29	1	1:47.487 B	21.412	29.065	57.010	273.4	57:53.415	37	1	1:40.597 B	20.876	28.731	50.990	274.1	1:16:00.478
30	1	3:59.774	2:43.944	30.097	45.733	145.7	1:01:53.189	38	1	2:50.160	1:37.392	28.199	44.569	151.0	1:18:50.638
31	1	1:34.921	20.947	28.329	45.645	273.4	1:03:28.110	39	1	1:32.890	20.846	27.621	44.423	272.0	1:20:23.528
32	1	1:35.965	21.024	28.804	46.137	274.1	1:05:04.075	40	1	1:41.708 B	20.737	28.729	52.242	273.4	1:22:05.236
33	1	1:37.198	21.098	28.800	47.300	272.7	1:06:41.273	41	1	2:45.659	1:26.853	31.556	47.250	152.3	1:24:50.895
34	1	1:36.135	21.320	28.662	46.153	272.7	1:08:17.408	42	1	1:38.333	21.259	29.978	47.096	272.7	1:26:29.228
35	1	1:37.643	21.484	28.773	47.386	274.1	1:09:55.051	43	1	1:33.996	21.052	28.286	44.658	273.4	1:28:03.224
36	1	1:46.171 B	21.403	29.308	55.460	274.1	1:11:41.222	44	1	1:35.468	22.097	28.542	44.829	272.0	1:29:38.692
37	3	4:18.697	3:01.115	30.060	47.522	146.7	1:15:59.919	45	1	1:41.546 B	21.161	28.525	51.860	272.7	1:31:20.238
38	3	1:34.190	20.982	28.166	45.042	272.0	1:17:34.109								
39	3	1:36.475	20.890	29.805	45.780	274.1	1:19:10.584								
40	3	1:37.107	22.105	29.435	45.567	268.7	1:20:47.691								
41	3	1:34.045	20.788	28.125	45.132	272.0	1:22:21.736								
42	3	1:33.766	20.683	28.030	45.053	275.5	1:23:55.502								
43	3	1:34.624	20.770	28.139	45.715	274.8	1:25:30.126								
44	3	1:33.803	20.658	28.220	44.925	276.2	1:27:03.929								
45	3	1:36.028	20.771	28.233	47.024	274.1	1:28:39.957								
46	3	1:34.665	20.741	28.100	45.824	274.1	1:30:14.622								

Lap	D	Time	Sector 1	Sector 2	Sector 3	T. Spd	Elapsed	Lap	D	Time	Sector 1	Sector 2	Sector 3	T. Spd	Elapsed
1	3	2:19.651	59.227	31.648	48.776	141.7	2:19.651	26	3	1:37.234	21.867	29.474	45.893	266.0	3:56.885
2	3	1:37.234	21.867	29.474	45.893	266.0	3:56.885	3	3	1:36.121	21.306	28.991	45.824	268.7	5:33.006
3	3	1:36.121	21.306	28.991	45.824	268.7	5:33.006	4	3	1:40.232	21.819	30.983	47.430	262.8	7:13.238
4	3	1:40.232	21.819	30.983	47.430	262.8	7:13.238	5	3	1:38.671	21.382	30.782	46.507	270.7	8:51.909
5	3	1:38.671	21.382	30.782	46.507	270.7	8:51.909	6	3	1:38.948	21.781	30.974	46.193	269.3	10:30.857
6	3	1:38.948	21.781	30.974	46.193	269.3	10:30.857	7	3	1:36.461	21.390	28.907	46.164	270.0	12:07.318
7	3	1:36.461	21.390	28.907	46.164	270.0	12:07.318	8	3	1:36.480	21.555	28.794	46.131	270.0	13:43.798
8	3	1:36.480	21.555	28.794	46.131	270.0	13:43.798	9	3	1:36.821	21.441	29.145	46.235	269.3	15:20.619
9	3	1:36.821	21.441	29.145	46.235	269.3	15:20.619	10	3	1:36.333	21.491	28.801	46.041	268.0	16:56.952
10	3	1:36.333	21.491	28.801	46.041	268.0	16:56.952	11	3	1:43.270 B	21.447	29.022	52.801	268.0	18:40.222
11	3	1:43.270 B	21.447	29.022	52.801	268.0	18:40.222	12	3	20:12.707	...	31.031	47.314	141.9	38:52.929
12	3	20:12.707	...	31.031	47.314	141.9	38:52.929	13	3	1:40.084	21.639	30.469	47.976	266.0	40:33.013
13	3	1:40.084	21.639	30.469	47.976	266.0	40:33.013	14	3	1:36.193	21.705	28.973	45.515	269.3	42:09.206
14	3	1:36.193	21.705	28.973	45.515	269.3	42:09.206	15	3	1:36.879	21.451	29.692	45.736	269.3	43:46.085
15	3	1:36.879	21.451	29.692	45.736	269.3	43:46.085	16	3	1:37.985	21.663	30.424	45.898	270.0	45:24.070
16	3	1:37.985	21.663	30.424	45.898	270.0	45:24.070	17	3	1:35.482	21.092	28.880	45.510	268.0	46:59.552
17	3	1:35.482	21.092	28.880	45.510	268.0	46:59.552	18	3	1:35.484	21.259	28.908	45.317	268.7	48:35.036
18	3	1:35.484	21.259	28.908	45.317	268.7	48:35.036	19	3	1:36.061	21.388	29.396	45.277	269.3	50:11.097
19	3	1:36.061	21.388	29.396	45.277	269.3	50:11.097	20	3	1:35.773	21.307	29.176	45.290	268.0	51:46.870
20	3	1:35.773	21.307	29.176	45.290	268.0	51:46.870	21	3	1:36.093	21.253	29.135	45.705	268.7	53:22.963
21	3	1:36.093	21.253	29.135	45.705	268.7	53:22.963	22	3	1:36.802	22.095	29.011	45.696	241.1	54:59.765
22	3	1:36.802	22.095	29.011	45.696	241.1	54:59.765	23	3	1:48.844 B	21.585	29.891	57.368	271.4	56:48.609
23	3	1:48.844 B	21.585	29.891	57.368	271.4	56:48.609	24	1	3:41.132	2:25.793	29.646	45.693	151.0	1:00:29.741
24	1	3:41.132	2:25.793	29.646	45.693	151.0	1:00:29.741	25	1	1:35.189	21.348	28.552	45.289	269.3	1:02:04.930
25	1	1:35.189	21.348	28.552	45.289	269.3	1:02:04.930	26	1	1:38.560	21.026	30.065	47.469	270.7	1:03:43.490
26	1	1:38.560	21.026	30.065	47.469	270.7	1:03:43.490	27	1	1:34.997	21.136	28.688	45.173	271.4	1:05:18.487
27	1	1:34.997	21.136	28.688	45.173	271.4	1:05:18.487	28	1	1:34.905	21.132	28.557	45.216	268.7	1:06:53.392
28	1	1:34.905	21.132	28.557	45.216	268.7	1:06:53.392	29	1	1:35.638	21.134	28.458	46.046	269.3	1:08:29.030
29	1	1:35.638	21.134	28.458	46.046	269.3	1:08:29.030	30	1	1:47.734 B	21.106	29.358	57.270	271.4	1:10:16.764
30	1	1:47.734 B	21.106	29.358	57.270	271.4	1:10:16.764	31	2	3:46.475	2:29.035	31.048	46.392	151.0	1:14:03.239
31	2	3:46.475	2:29.035	31.048	46.392	151.0	1:14:03.239	32	2	1:37.245	21.733	29.485	46.027	266.7	1:15:40.484
32	2	1:37.245	21.733	29.485	46.027	266.7	1:15:40.484	33	2	1:37.119	21.541	29.302	46.276	268.0	1:17:17.603
33	2	1:37.119	21.541	29.302	46.276	268.0	1:17:17.603	34	2	1:36.317	21.422	29.171	45.724	268.0	1:18:53.920
34	2	1:36.317	21.422	29.171	45.724	268.0	1:18:53.920	35	2	1:36.238	21.365	29.029	45.844	268.0	1:20:30.158
35	2	1:36.238	21.365	29.029	45.844	268.0	1:20:30.158	36	2	1:35.969	21.261	29.080	45.628	268.7	1:22:06.127
36	2	1:35.969	21.261	29.080	45.628	268.7	1:22:06.127	37	2	1:38.936	21.746	30.919	46.271	270.7	1:23:45.063
37	2	1:38.936	21.746	30.919	46.271	270.7	1:23:45.063	38	2	1:36.944	21.827	29.386	45.731	269.3	1:25:22.007
38	2	1:36.944	21.827	29.386	45.731	269.3	1:25:22.007	39	2	1:37.816	21.195	30.116	46.505	272.0	1:26:59.823
39	2	1:37.816	21.195	30.116	46.505	272.0	1:26:59.823	40	2	1:37.699	21.601	29.959	46.139	264.1	1:28:37.522
40	2	1:37.699	21.601	29.959	46.139	264.1	1:28:37.522	41	2	1:36.237	21.304	29.092	45.841	270.7	1:30:13.759
41	2	1:36.237	21.304	29.092	45.841	270.7	1:30:13.759								

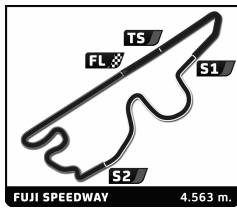


FIA WEC
6 Hours of Fuji
Free Practice 2
Sector Analysis

4.563 m.

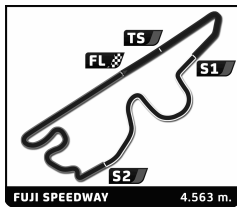
■ Personal Best ■ Session Best B Crossing the finish line in pit lane

Lap	D	Time	Sector 1	Sector 2	Sector 3	T. Spd	Elapsed	Lap	D	Time	Sector 1	Sector 2	Sector 3	T. Spd	Elapsed
29 Gulf Racing Middle East Lola B12/80 Coupé - Nissan 1. Fabien Giroix 3. Jean-Denis Deletraz 2. Keiko Ihara LMP2								6 2 1:40.971 21.862 31.371 47.738 267.3 11:20.274 7 2 1:40.679 21.789 31.198 47.692 267.3 13:00.953 8 2 1:49.017 29.760 31.886 47.371 270.0 14:49.970 9 2 1:40.712 21.688 31.134 47.890 268.7 16:30.682 10 2 1:53.310B 21.658 30.970 1:00.682 268.7 18:23.992 11 1 4:33.812 3:13.861 31.469 48.482 147.3 22:57.804 12 1 1:38.958 22.069 30.012 46.877 258.4 24:36.762 13 1 1:38.212 21.472 29.957 46.783 268.7 26:14.974 14 1 1:38.592 21.712 29.860 47.020 266.7 27:53.566 15 1 1:39.096 22.386 29.632 47.078 264.7 29:32.662 16 1 1:44.868B 21.896 29.538 53.434 268.0 31:17.530 17 1 4:59.583 3:42.441 29.616 47.526 148.4 36:17.113 18 1 1:36.250 21.621 29.123 45.506 265.4 37:53.363 19 1 1:35.841 21.174 28.787 45.880 266.7 39:29.204 20 1 1:36.803 21.322 29.761 45.720 266.7 41:06.007 21 1 1:35.839 21.450 28.745 45.644 266.7 42:41.846 22 1 1:37.129 21.475 29.783 45.871 268.7 44:18.975 23 1 1:42.247 24.502 31.766 45.979 268.7 46:01.222 24 1 1:36.153 21.310 29.009 45.834 268.7 47:37.375 25 1 1:36.258 21.346 28.730 46.182 266.7 49:13.633 26 1 1:42.583B 21.144 29.016 52.423 270.0 50:56.216 27 1 8:06.608 6:51.877 28.960 45.771 149.6 59:02.824 28 1 1:38.732 21.446 28.568 48.718 270.0 1:00:41.556 29 1 1:37.972 21.844 30.218 45.910 268.0 1:02:19.528 30 1 1:35.756 21.197 28.882 45.677 270.0 1:03:55.284 31 1 1:36.563 21.178 28.576 46.809 270.7 1:05:31.847 32 1 1:44.042B 21.379 29.406 53.257 271.4 1:07:15.889 33 2 5:17.747 3:57.517 31.973 48.257 128.9 1:12:33.636 34 2 1:40.348 21.731 30.852 47.765 269.3 1:14:13.984 35 2 1:38.989 21.449 30.523 47.017 270.7 1:15:52.973 36 2 1:39.924 21.419 30.506 47.999 270.0 1:17:32.897 37 2 1:39.620 21.427 31.218 46.975 268.7 1:19:12.517 38 2 1:40.578 21.682 30.825 48.071 270.0 1:20:53.095 39 2 1:39.008 21.315 30.624 47.069 270.7 1:22:32.103 40 2 1:38.569 21.572 30.375 46.622 270.7 1:24:10.672 41 2 1:38.602 21.895 30.032 46.675 270.0 1:25:49.274 42 2 1:38.273 21.293 30.168 46.812 270.7 1:27:27.547 43 2 1:40.009 22.473 30.283 47.253 271.4 1:29:07.556 44 2 1:38.389 21.395 29.602 47.392 270.7 1:30:45.945							
31 Lotus Lola B12/80 Coupé - Lotus 1. Thomas Holzer LMP2 2. Mirco Schuttis								32 Lotus Lola B12/80 Coupé - Lotus 1. Vitantonio Liuzzi 3. Kevin Weeda 2. James Rossiter LMP2							
1 2 2:44.277 1:13.113 37.569 53.595 111.9 2:44.277 2 2 1:47.358 25.155 33.348 48.855 168.0 4:31.635 3 2 1:43.656 22.090 32.150 49.416 251.7 6:15.291 4 2 1:41.923 21.833 32.103 47.987 256.5 7:57.214 5 2 1:42.089 21.859 31.632 48.598 268.0 9:39.303								1 1 2:44.996 1:22.645 34.675 47.676 109.6 2:44.996 2 1 1:51.134B 21.853 30.434 58.847 270.0 4:36.130 3 1 5:36.477 4:21.522 29.399 45.556 132.4 10:12.607 4 1 1:34.459 21.164 28.173 45.122 269.3 11:47.066 5 1 1:34.126 21.040 27.990 45.096 270.7 13:21.192 6 1 1:39.160 22.558 30.882 45.720 270.7 15:00.352 7 1 1:35.022 20.959 28.362 45.701 272.0 16:35.374 8 1 1:44.096B 20.972 28.142 54.982 271.4 18:19.470 9 3 6:49.942 5:31.044 30.827 48.071 136.9 25:09.412 10 3 1:38.810 21.467 29.466 47.877 270.0 26:48.222 11 3 1:37.676 21.451 29.511 46.714 272.0 28:25.898 12 3 1:41.019 21.784 30.712 48.523 269.3 30:06.917 13 3 1:38.504 21.604 29.642 47.258 270.0 31:45.421 14 3 1:39.154 21.487 29.755 47.912 270.0 33:24.575 15 3 1:38.723 21.421 29.629 47.673 272.0 35:03.298							



FIA WEC
6 Hours of Fuji
Free Practice 2
Sector Analysis

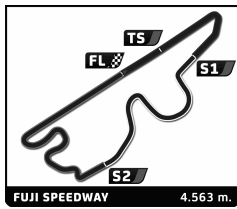
								■ Personal Best ■ Session Best ■ Crossing the finish line in pit lane								
Lap	D	Time	Sector 1	Sector 2	Sector 3	T. Spd	Elapsed	Lap	D	Time	Sector 1	Sector 2	Sector 3	T. Spd	Elapsed	
16	3	1:40.754	21.674	31.945	47.135	262.8	36:44.052	30	3	1:34.838	21.215	28.494	45.129	260.9	1:04:21.557	
17	3	1:38.233	21.526	29.554	47.153	269.3	38:22.285	31	3	1:36.585	21.156	28.570	46.859	261.5	1:05:58.142	
18	3	1:50.834	22.122	30.933	57.779	268.0	40:13.119	32	3	1:35.019	21.216	28.480	45.323	260.9	1:07:33.161	
19	1	12:30.919	...	32.713	47.352	122.0	52:44.038	33	3	1:43.341	21.205	29.334	52.802	261.5	1:09:16.502	
20	1	1:34.684	21.058	27.988	45.638	272.0	54:18.722	34	3	3:20.730	2:02.634	30.720	47.376	151.0	1:12:37.232	
21	1	1:33.687	20.928	27.929	44.830	272.0	55:52.409	35	3	1:35.850	21.051	28.540	46.259	263.4	1:14:13.082	
22	1	1:33.623	20.940	27.936	44.747	272.0	57:26.032	36	3	1:34.272	21.080	28.146	45.046	262.8	1:15:47.354	
23	1	1:35.160	20.955	27.898	46.307	274.1	59:01.192	37	3	1:44.719	21.147	28.473	55.099	266.0	1:17:32.073	
24	1	1:33.585	20.826	27.761	44.998	273.4	1:00:34.777	38	1	3:56.531	2:37.053	32.105	47.373	124.3	1:21:28.604	
25	1	1:33.415	20.834	27.641	44.940	273.4	1:02:08.192	39	1	1:40.436	21.814	30.499	48.123	263.4	1:23:09.040	
26	1	1:38.835	20.803	28.032	50.000	274.1	1:03:47.027	40	1	1:40.428	22.141	30.785	47.502	262.1	1:24:49.468	
27	1	1:33.627	20.776	27.728	45.123	274.1	1:05:20.654	41	1	1:41.960	21.872	30.754	49.334	261.5	1:26:31.428	
28	1	1:42.818	20.946	28.104	53.768	272.7	1:07:03.472	42	1	1:43.632	21.986	31.678	49.968	262.8	1:28:15.060	
29	2	4:44.373	3:28.557	29.603	46.213	146.1	1:11:47.845	43	1	1:40.665	22.167	30.730	47.768	259.6	1:29:55.725	
30	2	1:34.974	21.139	28.392	45.443	273.4	1:13:22.819	44	1	1:41.505	21.996	30.981	48.528	259.0	1:31:37.230	
31	2	1:36.381	20.988	29.640	45.753	275.5	1:14:59.200								44 Starworks Motorsports HPD ARX 03b - Honda	
32	2	1:35.043	20.966	28.503	45.574	272.7	1:16:34.243								1. Vicente Pitolichio LMP2	
33	2	1:36.663	21.092	30.039	45.532	274.8	1:18:10.906								2. Ryan Dalziel 3. Stéphane Sarrazin	
34	2	1:34.791	21.023	28.273	45.495	272.0	1:19:45.697	1	3	2:30.013	1:12.507	30.999	46.507	139.4	2:30.013	
35	2	1:44.434	21.294	28.948	54.192	272.7	1:21:30.131	2	3	1:33.246	21.394	27.571	44.281	262.8	4:03.259	
36	3	2:57.417	1:38.538	31.352	47.527	139.2	1:24:27.548	3	3	1:32.712	21.177	27.645	43.890	270.0	5:35.971	
37	3	1:39.828	22.289	30.033	47.506	273.4	1:26:07.376	4	3	1:42.367	20.889	29.581	51.897	268.7	7:18.338	
38	3	1:38.642	21.462	29.818	47.362	272.0	1:27:46.018	5	3	1:34.568	20.935	27.960	45.673	267.3	8:52.906	
39	3	1:38.560	22.113	29.585	46.862	271.4	1:29:24.578	6	3	1:33.028	20.900	27.909	44.219	269.3	10:25.934	
40	3	1:37.553	21.434	29.228	46.891	272.0	1:31:02.131	7	3	1:39.409	21.221	27.967	50.221	272.7	12:05.343	
								41 Greaves Motorsport Zytek Z11SN - Nissan								
								1. Christian Zugel LMP2								
								2. Ricardo Gonzalez 3. Elton Julian								
1	1	2:11.134	50.123	32.353	48.658	126.2	2:11.134	8	3	8:57.359	7:42.901	28.429	46.029	144.6	21:02.702	
2	1	1:41.939	22.335	31.835	47.769	251.7	3:53.073	9	3	1:33.556	20.998	28.086	44.472	265.4	22:36.258	
3	1	1:39.422	21.694	30.918	46.810	262.8	5:32.495	10	3	1:33.443	20.985	28.135	44.323	266.7	24:09.701	
4	1	1:39.758	21.895	30.702	47.161	263.4	7:12.253	11	3	1:34.049	21.021	28.052	44.976	266.0	25:43.750	
5	1	1:42.510	22.092	32.632	47.786	263.4	8:54.763	12	3	1:44.401	24.229	29.039	51.133	266.0	27:28.151	
6	1	1:44.094	22.288	34.064	47.742	260.9	10:38.857	13	3	12:32.845	...	28.284	45.254	144.4	40:00.996	
7	1	1:41.429	22.132	31.422	47.875	262.1	12:20.286	14	3	1:34.624	21.186	27.920	45.518	266.7	41:35.620	
8	1	1:42.006	21.904	30.995	49.107	262.8	14:02.292	15	3	1:33.268	21.068	27.811	44.389	266.0	43:08.888	
9	1	1:40.975	22.053	30.950	47.972	263.4	15:43.267	16	3	1:33.301	21.075	27.744	44.482	266.0	44:42.189	
10	1	1:40.858	22.049	30.863	47.946	261.5	17:24.125	17	3	1:34.554	20.980	28.125	45.449	268.0	46:16.743	
11	1	1:40.587	21.956	30.882	47.749	260.2	19:04.712	18	3	1:34.595	20.920	28.170	45.505	268.0	47:51.338	
12	1	1:50.058	21.908	30.903	57.247	261.5	20:54.770	19	3	1:39.295	21.040	28.126	50.129	267.3	49:30.633	
13	3	4:16.032	2:58.510	30.213	47.309	150.0	25:10.802	20	1	7:47.453	6:31.575	30.076	45.802	148.1	57:18.086	
14	3	1:37.294	21.727	28.941	46.626	262.1	26:48.096	21	1	1:35.902	21.426	28.823	45.653	264.7	58:53.988	
15	3	1:38.485	22.174	29.562	46.749	259.6	28:26.581	22	1	1:36.746	21.431	29.085	46.230	265.4	1:00:30.734	
16	3	1:37.849	21.744	29.618	46.487	262.1	30:04.430	23	1	1:35.004	21.381	28.407	45.216	267.3	1:02:05.738	
17	3	1:36.622	21.488	28.923	46.211	264.7	31:41.052	24	1	1:35.344	21.165	28.857	45.322	270.0	1:03:41.082	
18	3	1:37.905	21.261	29.567	47.077	263.4	33:18.957	25	1	1:46.473	21.253	28.770	56.450	268.0	1:05:27.555	
19	3	1:36.706	21.277	29.109	46.320	261.5	34:55.663	26	1	1:36.056	21.294	28.568	46.194	265.4	1:07:03.611	
20	3	1:48.036	21.331	30.145	56.560	262.1	36:43.699	27	1	1:42.121	21.353	28.571	52.197	266.7	1:08:45.732	
21	3	10:21.888	9:04.229	30.872	46.787	151.9	47:05.587	28	1	3:34.655	2:20.595	28.477	45.583	149.8	1:12:20.387	
22	3	1:37.216	21.666	29.245	46.305	259.0	48:42.803	29	1	1:34.676	21.200	28.471	45.005	267.3	1:13:55.063	
23	3	1:36.972	21.598	29.127	46.247	261.5	50:19.775	30	1	1:34.511	21.254	28.316	44.941	266.0	1:15:29.574	
24	3	1:36.911	21.523	29.253	46.135	260.9	51:56.686	31	1	1:34.712	21.316	28.294	45.102	265.4	1:17:04.286	
25	3	1:36.527	21.409	29.006	46.112	260.2	53:33.213	32	1	1:34.299	21.138	28.253	44.908	267.3	1:18:38.585	
26	3	1:36.115	21.420	28.951	45.744	260.9	55:09.328	33	1	1:34.795	21.195	28.580	45.020	266.7	1:20:13.380	
27	3	1:48.627	21.714	30.826	56.087	260.9	56:57.955	34	1	1:35.849	21.000	29.240	45.609	268.0	1:21:49.229	
28	3	4:13.473	2:57.585	29.395	46.493	152.1	1:01:11.428	35	1	1:35.133	21.199	28.192	45.742	267.3	1:23:24.362	
29	3	1:35.291	21.308	28.702	45.281	260.9	1:02:46.719	36	1	1:34.439	21.150	28.252	45.037	268.7	1:24:58.801	
								37 1 1:34.782 21.146 28.125 45.511 268.0 1:26:33.583								
								38 1 1:36.696 21.210 29.714 45.772 268.0 1:28:10.279								
								39 1 1:34.837 21.375 28.154 45.308 266.7 1:29:45.116								



FIA WEC
6 Hours of Fuji
Free Practice 2
Sector Analysis

■ Personal Best ■ Session Best B Crossing the finish line in pit lane

Lap	D	Time	Sector 1	Sector 2	Sector 3	T. Spd	Elapsed	Lap	D	Time	Sector 1	Sector 2	Sector 3	T. Spd	Elapsed
40	1	1:51.502 B	27.869	30.465	53.168	267.3	1:31:36.618	3	2	1:49.328	24.153	33.919	51.256	215.6	6:07.446
49 Pecom Racing Oreca 03 - Nissan 1. Luis Perez Companc 3. Pierre Kaffer 2. Nicolas Minassian LMP2								4	2	2:12.587 B	24.082	37.856	1:10.649	247.1	8:20.033
1	3	1:52.836	35.193	31.177	46.466	124.1	1:52.836	5	2	4:38.241	3:15.478	33.262	49.501	135.3	12:58.274
2	3	1:37.402	21.672	30.004	45.726	264.1	3:30.238	6	2	1:43.527	22.521	32.077	48.929	252.9	14:41.801
3	3	1:38.683	22.569	30.095	46.019	267.3	5:08.921	7	2	1:42.526	22.204	31.731	48.591	260.9	16:24.327
4	3	1:38.006	21.429	29.115	47.462	270.7	6:46.927	8	2	1:44.017	22.273	32.568	49.176	260.9	18:08.344
5	3	1:45.027 B	21.323	29.916	53.788	270.7	8:31.954	9	2	1:52.036	22.657	37.512	51.867	261.5	20:00.380
6	3	5:05.118	3:47.076	29.355	48.687	146.3	13:37.072	10	2	1:42.811	22.583	31.980	48.248	259.0	21:43.191
7	3	1:33.805	21.108	28.202	44.495	268.7	15:10.877	11	2	1:42.236	22.229	31.783	48.224	262.1	23:25.427
8	3	1:33.479	21.085	27.985	44.409	268.7	16:44.356	12	2	1:46.690	22.312	31.748	52.630	264.1	25:12.117
9	3	1:34.221	20.896	28.174	45.151	269.3	18:18.577	13	2	1:54.601 B	22.486	31.908	1:00.207	260.2	27:06.718
10	3	1:41.331 B	21.308	28.373	51.650	269.3	19:59.908	14	2	4:29.326	3:07.232	32.752	49.342	134.0	31:36.044
11	3	7:15.419	5:59.683	30.538	45.198	146.3	27:15.327	15	2	1:43.283	22.536	32.118	48.629	257.8	33:19.327
12	3	1:34.235	21.114	28.184	44.937	268.7	28:49.562	16	2	1:43.033	22.362	32.354	48.317	257.8	35:02.360
13	3	1:33.938	20.893	28.217	44.828	271.4	30:23.500	17	2	1:53.333 B	22.343	32.264	58.726	259.6	36:55.693
14	3	1:33.394	20.962	27.946	44.486	268.0	31:56.894	18	1	3:58.734	2:34.587	33.049	51.098	126.5	40:54.427
15	3	1:40.058 B	21.085	28.067	50.906	269.3	33:36.952	19	1	1:44.400	22.663	32.261	49.476	254.1	42:38.827
16	1	4:07.678	2:51.485	29.753	46.440	94.8	37:44.630	20	1	1:44.635	22.538	32.183	49.914	258.4	44:23.462
17	1	1:36.136	21.194	28.930	46.012	272.0	39:20.766	21	1	1:43.709	22.437	32.021	49.251	257.1	46:07.171
18	1	1:35.928	21.465	28.911	45.552	269.3	40:56.694	22	1	1:44.452	22.646	32.361	49.445	241.6	47:51.623
19	1	1:37.954	21.382	30.750	45.822	271.4	42:34.648	23	1	1:58.055 B	22.668	32.259	1:03.128	241.6	49:49.678
20	1	1:36.408	21.209	29.742	45.457	270.0	44:11.056	24	1	5:05.022	3:39.901	34.925	50.196	128.1	54:54.700
21	1	1:35.596	21.213	28.845	45.538	269.3	45:46.652	25	1	1:45.043	22.957	32.463	49.623	252.3	56:39.743
22	1	1:37.113	21.283	29.073	46.757	270.0	47:23.765	26	1	1:53.331 B	22.852	32.063	58.416	252.3	58:33.074
23	1	1:37.015	21.210	28.872	46.933	269.3	49:00.780	27	3	5:16.320	3:49.400	35.411	51.509	128.7	1:03:49.394
24	1	1:36.812	21.299	29.676	45.837	270.0	50:37.592	28	3	1:44.296	22.813	32.130	49.353	252.3	1:05:33.690
25	1	1:35.508	21.109	28.816	45.583	271.4	52:13.100	29	3	1:44.696	22.715	32.443	49.538	260.2	1:07:18.386
26	1	1:36.635	21.223	29.280	46.132	271.4	53:49.735	30	3	1:43.744	22.455	32.180	49.109	260.9	1:09:02.130
27	1	1:35.955	21.439	28.976	45.540	272.7	55:25.690	31	3	1:52.499 B	22.543	32.018	57.938	263.4	1:10:54.629
28	1	1:35.384	21.135	28.731	45.518	271.4	57:01.074	32	3	5:08.475	3:43.594	34.874	50.007	107.7	1:16:03.104
29	1	1:36.399	21.745	28.940	45.714	272.7	58:37.473	33	3	1:44.280	22.654	32.394	49.232	258.4	1:17:47.384
30	1	1:35.127	21.094	28.574	45.459	272.0	1:00:12.600	34	3	1:46.399	22.728	32.477	51.194	254.7	1:19:33.783
31	1	1:36.483	21.643	29.539	45.301	270.7	1:01:49.083	35	3	1:43.876	22.567	32.169	49.140	260.2	1:21:17.659
32	1	1:34.823	21.001	28.501	45.321	270.7	1:03:23.906	36	3	1:43.932	22.555	32.217	49.160	260.9	1:23:01.591
33	1	1:44.802 B	21.149	29.279	54.374	272.7	1:05:08.708	37	3	1:44.228	22.562	31.972	49.694	259.6	1:24:45.819
34	2	3:40.137	2:24.211	29.370	46.556	147.3	1:08:48.845	38	3	1:44.101	22.446	32.312	49.343	262.1	1:26:29.920
35	2	1:35.537	21.248	28.775	45.514	270.0	1:10:24.382	39	3	1:45.440	22.544	32.201	50.695	264.1	1:28:15.360
36	2	1:35.042	21.072	28.411	45.559	270.7	1:11:59.424	40	3	1:52.980 B	22.748	32.494	57.738	250.6	1:30:08.340
37	2	1:35.145	21.014	28.484	45.647	271.4	1:13:34.569	51 AF Corse Ferrari F458 Italia 1. Giancarlo Fisichella LMGTE Pro 2. Gianmaria Bruni							
38	2	1:34.562	21.076	28.243	45.243	270.7	1:15:09.131	1	2	2:34.984	1:12.000	33.574	49.410	132.2	2:34.984
39	2	1:35.299	21.141	28.277	45.881	272.0	1:16:44.430	2	2	1:44.614	23.216	32.437	48.961	244.3	4:19.598
40	2	1:35.980	21.350	28.942	45.688	274.1	1:18:20.410	3	2	1:43.829	22.813	32.373	48.643	237.9	6:03.427
41	2	1:35.046	21.182	28.529	45.335	272.0	1:19:55.456	4	2	1:43.434	22.554	32.031	48.849	259.0	7:46.861
42	2	1:34.868	21.080	28.304	45.484	270.7	1:21:30.324	5	2	1:42.688	22.477	31.911	48.300	258.4	9:29.549
43	2	1:37.798	21.257	29.409	47.132	274.1	1:23:08.122	6	2	1:42.711	22.561	31.649	48.501	259.0	11:12.260
44	2	1:35.894	21.217	28.447	46.230	271.4	1:24:44.016	7	2	1:42.845	22.360	31.838	48.647	260.9	12:55.105
45	2	1:36.148	21.081	29.259	45.808	272.0	1:26:20.164	8	2	1:42.230	22.371	31.666	48.193	259.6	14:37.335
46	2	1:34.760	21.182	28.278	45.300	270.7	1:27:54.924	9	2	1:44.185	22.595	32.993	48.597	262.8	16:21.520
47	2	1:35.579	21.226	28.213	46.140	271.4	1:29:30.503	10	2	1:51.955 B	22.474	32.552	56.929	259.6	18:13.475
48	2	1:36.048	21.133	29.044	45.871	272.0	1:31:06.551	11	2	4:39.002	3:16.599	32.540	49.863	135.3	22:52.477
50 Larbre Competition Chevrolet Corvette C6-ZR1 1. Patrick Bornhauser 3. Pedro Lamy 2. Julien Canal LMGTE Am								12	2	1:44.065	22.715	32.116	49.234	257.8	24:36.542
1	2	2:27.691	53.043	41.651	52.997	120.9	2:27.691	13	2	1:47.603	22.747	32.477	52.379	244.3	26:24.145
2	2	1:50.427	25.275	34.407	50.745	165.4	4:18.118	14	2	1:43.936	22.585	32.169	49.182	259.0	28:08.081
								15	2	1:42.687	22.492	31.703	48.492	260.2	29:50.768
								16	2	1:49.892 B	22.485	31.637	55.770	260.2	31:40.660



FIA WEC
6 Hours of Fuji
Free Practice 2
Sector Analysis

■ Personal Best ■ Session Best B Crossing the finish line in pit lane

Lap	D	Time	Sector 1	Sector 2	Sector 3	T. Spd	Elapsed	Lap	D	Time	Sector 1	Sector 2	Sector 3	T. Spd	Elapsed
17	2	4:21.656		32.790	50.190	132.4	36:02.316	25	2	1:50.393	24.317	34.553	51.523	227.8	55:12.260
18	2	1:41.947	22.223	31.458	48.266	261.5	37:44.263	26	2	1:47.402	23.098	33.729	50.575	241.1	56:59.662
19	2	1:42.044	22.723	31.500	47.821	237.9	39:26.307	27	2	1:49.310	24.611	34.383	50.316	238.4	58:48.972
20	2	1:46.940	22.452	31.486	53.002	259.6	41:13.247	28	2	1:49.560	23.182	35.337	51.041	238.9	1:00:38.532
21	2	1:41.919	22.287	31.623	48.009	259.0	42:55.166	29	2	1:48.101	23.188	34.633	50.280	244.3	1:02:26.633
22	2	1:41.949	22.339	31.354	48.256	259.0	44:37.115	30	2	1:47.094	23.558	33.701	49.835	234.3	1:04:13.727
23	2	1:52.564 B	22.587	31.472	58.505	257.8	46:29.679	31	2	1:47.460	22.847	33.628	50.985	248.8	1:06:01.187
24	2	3:57.872	2:37.065	32.214	48.593	131.9	50:27.551	32	2	1:47.260	23.002	33.893	50.365	243.8	1:07:48.447
25	2	1:42.606	22.679	31.897	48.030	258.4	52:10.157	33	2	2:02.851 B	22.726	33.855	1:06.270	247.7	1:09:51.298
26	2	1:44.637	22.376	31.609	50.652	259.6	53:54.794	34	3	3:48.026	2:21.081	34.479	52.466	131.1	1:13:39.324
27	2	1:42.188	22.499	31.671	48.018	260.2	55:36.982	35	3	1:50.618	23.955	34.522	52.141	246.6	1:15:29.942
28	2	1:41.497	22.245	31.394	47.858	262.1	57:18.479	36	3	1:49.897	23.445	34.474	51.978	238.4	1:17:19.839
29	2	1:43.011	22.582	31.634	48.795	257.8	59:01.490	37	3	1:49.460	23.398	34.297	51.765	247.7	1:19:09.299
30	2	1:55.598 B	25.203	32.698	57.697	261.5	1:00:57.088	38	3	1:49.479	23.641	34.338	51.500	235.3	1:20:58.778
31	1	3:24.762	2:02.227	32.291	50.244	139.5	1:04:21.850	39	3	2:51.777 B	23.504	52.505	1:35.768	235.3	1:23:50.555
32	1	2:02.546	22.354	50.484	49.708	254.7	1:06:24.396								
33	1	1:47.040	22.440	31.621	52.979	257.8	1:08:11.436								
34	1	1:43.350	22.359	32.421	48.570	260.9	1:09:54.786								
35	1	1:42.829	22.378	31.784	48.667	254.1	1:11:37.615								
36	1	1:43.154	22.705	31.757	48.692	260.2	1:13:20.769								
37	1	1:42.095	22.266	31.545	48.284	262.1	1:15:02.864								
38	1	1:42.588	22.336	31.614	48.638	260.9	1:16:45.452								
39	1	1:47.145	24.090	32.775	50.280	263.4	1:18:32.597								
40	1	1:47.955	24.799	32.321	50.835	260.2	1:20:20.552								
41	1	1:43.901	22.467	32.260	49.174	259.0	1:22:04.453								
42	1	1:43.527	22.519	32.271	48.737	261.5	1:23:47.980								
43	1	1:44.397	22.407	32.306	49.684	261.5	1:25:32.377								
44	1	1:42.484	22.328	31.699	48.457	259.6	1:27:14.861								
45	1	1:45.165	22.291	33.449	49.425	262.1	1:29:00.026								
46	1	1:42.940	22.387	31.972	48.581	260.9	1:30:42.966								

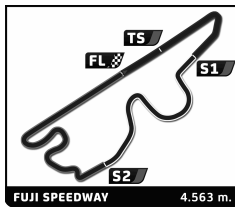
Lap	D	Time	Sector 1	Sector 2	Sector 3	T. Spd	Elapsed
1	3	2:56.834	1:24.630	36.049	56.155	118.4	2:56.834
2	3	1:51.872	25.491	35.059	51.322	150.8	4:48.706
3	3	1:47.634	23.088	33.546	51.000	249.4	6:36.340
4	3	1:47.411	23.073	33.878	50.460	238.9	8:23.751
5	3	1:58.812 B	23.163	33.560	1:02.089	244.3	10:22.563
6	1	3:57.480	2:34.485	33.088	49.907	124.4	14:20.043
7	1	1:44.632	22.817	32.644	49.171	250.0	16:04.675
8	1	1:43.746	22.487	32.134	49.125	257.1	17:48.421
9	1	1:53.273 B	22.787	32.761	57.725	253.5	19:41.694
10	1	3:53.461	2:31.327	33.091	49.043	133.8	23:35.155
11	1	1:44.281	22.798	32.314	49.169	250.0	25:19.436
12	1	1:44.143	22.501	32.274	49.368	258.4	27:03.579
13	1	1:51.458 B	22.488	32.241	56.729	258.4	28:55.037
14	1	4:06.802	2:41.667	33.000	52.135	138.3	33:01.839
15	1	1:44.055	22.629	32.479	48.947	254.7	34:45.894
16	1	1:43.951	22.615	32.123	49.213	257.1	36:29.845
17	1	1:43.699	22.498	32.300	48.901	257.1	38:13.544
18	1	1:51.288 B	22.501	32.174	56.613	257.1	40:04.832
19	2	4:13.757	2:49.381	34.246	50.130	120.1	44:18.589
20	2	1:48.030	22.995	33.956	51.079	240.0	46:06.619
21	2	1:47.677	23.626	33.453	50.598	242.2	47:54.296
22	2	1:50.463	24.329	34.360	51.774	243.2	49:44.759
23	2	1:47.029	22.923	33.163	50.943	254.1	51:31.788
24	2	1:50.079	23.495	35.821	50.763	228.8	53:21.867

Lap	D	Time	Sector 1	Sector 2	Sector 3	T. Spd	Elapsed
1	2	2:56.515	1:20.610	39.571	56.334	112.5	2:56.515
2	2	1:55.586	25.408	36.181	53.997	172.5	4:52.101

57 Krohn Racing
1. Tracy Krohn
2. Niclas Jönsson
3. Michele Rugolo
Ferrari F458 Italia
LMGTE Am

55 JWA-Avila
1. Joël Camathias
2. Kenji Kobayashi
3. Paul Daniels
Porsche 911 RSR (997)
LMGTE Am

70 Larbre Competition
1. Jean-Philippe Belloc
2. Christophe Bourret
3. Pascal Gibon
Chevrolet Corvette C6-ZR1
LMGTE Am



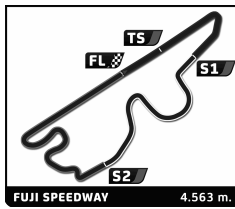
FIA WEC
6 Hours of Fuji
Free Practice 2
Sector Analysis

■ Personal Best ■ Session Best B Crossing the finish line in pit lane

Lap	D	Time	Sector 1	Sector 2	Sector 3	T. Spd	Elapsed	Lap	D	Time	Sector 1	Sector 2	Sector 3	T. Spd	Elapsed
3	2	1:50.281	24.023	34.654	51.604	200.7	6:42.382	19	1	2:49.339	1:22.857	35.742	50.740	135.5	38:39.407
4	2	1:59.146 B	23.874	34.987	1:00.285	205.7	8:41.528	20	1	1:43.322	22.726	32.170	48.426	260.2	40:22.729
5	2	5:54.177	4:27.867	34.815	51.495	126.5	14:35.705	21	1	1:45.502	22.749	32.182	50.571	259.0	42:08.231
6	2	1:50.906	23.384	34.733	52.789	228.8	16:26.611	22	1	1:42.954	22.488	31.749	48.717	260.9	43:51.185
7	2	1:50.179	23.176	34.174	52.829	235.8	18:16.790	23	1	1:42.343	22.296	31.625	48.422	259.6	45:33.528
8	2	1:49.186	23.156	34.359	51.671	248.3	20:05.976	24	1	1:42.257	22.397	31.507	48.353	262.1	47:15.785
9	2	1:58.895 B	23.180	34.359	1:01.356	227.4	22:04.871	25	1	1:45.548	22.240	34.156	49.152	260.2	49:01.333
10	2	3:24.441	1:56.662	35.763	52.016	128.0	25:29.312	26	1	1:50.541 B	22.284	31.489	56.768	262.8	50:51.874
11	2	1:46.703	23.255	33.226	50.222	208.5	27:16.015	27	2	2:56.648	1:33.974	33.099	49.575	140.3	53:48.522
12	2	1:44.882	22.762	32.582	49.538	238.9	29:00.897	28	2	1:44.622	23.017	32.440	49.165	258.4	55:33.144
13	2	1:44.941	22.774	32.721	49.446	250.6	30:45.838	29	2	1:45.073	22.702	32.367	50.004	259.0	57:18.217
14	2	1:44.496	22.375	32.628	49.493	257.1	32:30.334	30	2	1:52.889 B	23.445	32.333	57.111	204.2	59:11.106
15	2	1:45.015	22.770	32.831	49.414	252.9	34:15.349	31	2	2:46.578	1:24.462	32.840	49.276	142.1	1:01:57.684
16	2	1:44.068	22.586	32.289	49.193	247.7	35:59.417	32	2	1:43.644	22.658	31.992	48.994	242.7	1:03:41.328
17	2	1:44.434	22.535	32.602	49.297	256.5	37:43.851	33	2	1:46.503	22.271	31.849	52.383	262.1	1:05:27.831
18	2	1:56.046 B	23.448	33.198	59.400	235.8	39:39.897	34	2	1:43.998	22.680	32.402	48.916	260.9	1:07:11.829
19	1	4:01.563	2:33.884	33.509	54.170	135.7	43:41.460	35	2	1:43.244	22.574	32.037	48.633	262.1	1:08:55.073
20	1	1:45.061	23.425	32.023	49.613	231.8	45:26.521	36	2	1:43.048	22.391	32.069	48.588	260.2	1:10:38.121
21	1	2:16.425 B	22.329	31.640	1:22.456	252.9	47:42.946	37	2	1:42.840	22.383	31.759	48.698	259.6	1:12:20.961
22	1	4:53.912	3:30.795	32.844	50.273	123.4	52:36.858	38	2	1:42.830	22.355	31.635	48.840	263.4	1:14:03.791
23	1	1:42.941	22.435	31.758	48.748	252.3	54:19.799	39	2	1:42.451	22.291	31.598	48.562	262.1	1:15:46.242
24	1	1:42.096	22.313	31.393	48.390	250.6	56:01.895	40	2	1:50.146 B	22.436	31.661	56.049	260.2	1:17:36.388
25	1	1:43.849	22.397	31.439	50.013	239.5	57:45.744	41	2	3:49.695	2:26.534	32.318	50.843	142.3	1:21:26.083
26	1	1:43.564	22.321	32.583	48.660	255.3	59:29.308	42	2	1:43.073	22.328	31.883	48.862	260.9	1:23:09.156
27	1	1:53.722 B	22.325	31.604	59.793	255.9	1:01:23.030	43	2	1:44.304	22.789	32.486	49.029	247.7	1:24:53.460
28	3	4:37.151	3:09.944	34.797	52.410	119.3	1:06:00.181	44	2	1:43.641	22.413	31.775	49.453	262.1	1:26:37.101
29	3	1:46.882	22.900	33.169	50.813	249.4	1:07:47.063	45	2	1:42.474	22.417	31.653	48.404	257.1	1:28:19.575
30	3	1:45.809	22.744	32.876	50.189	250.6	1:09:32.872	46	2	1:42.836	22.395	31.667	48.774	260.2	1:30:02.411
31	3	1:46.624	23.234	32.964	50.426	239.5	1:11:19.496								
32	3	1:47.010	22.875	33.183	50.952	241.1	1:13:06.506								
33	3	1:45.881	22.594	33.266	50.021	252.9	1:14:52.387								
34	3	1:57.435 B	22.977	33.645	1:00.813	221.3	1:16:49.822								
35	3	4:03.990	2:39.230	34.159	50.601	127.1	1:20:53.812								
36	3	1:45.959	22.792	33.237	49.930	250.6	1:22:39.771								
37	3	1:47.659	22.851	33.280	51.528	248.8	1:24:27.430								
38	3	1:57.888 B	23.400	33.788	1:00.700	247.1	1:26:25.318								

Lap	D	Time	Sector 1	Sector 2	Sector 3	T. Spd	Elapsed
1	1	2:18.280	53.786	35.082	49.412	131.5	2:18.280
2	1	1:44.084	22.570	32.456	49.058	249.4	4:02.364
3	1	1:43.177	22.406	32.156	48.615	260.9	5:45.541
4	1	1:42.481	22.315	31.603	48.563	260.9	7:28.022
5	1	1:42.328	22.353	31.593	48.382	259.0	9:10.350
6	1	1:51.115 B	22.368	31.740	57.007	262.1	11:01.465
7	1	6:16.052	4:55.277	32.046	48.729	137.6	17:17.517
8	1	1:42.936	22.633	31.723	48.580	258.4	19:00.453
9	1	1:42.747	22.484	31.622	48.641	260.2	20:43.200
10	1	1:42.795	22.457	31.688	48.650	259.0	22:25.995
11	1	1:49.538 B	22.364	31.702	55.472	259.6	24:15.533
12	1	8:42.432	7:22.063	32.210	48.159	138.3	32:57.965
13	1	1:41.357	22.262	31.449	47.646	261.5	34:39.322
14	1	1:40.877	22.164	31.104	47.609	262.8	36:20.199
15	1	1:41.034	22.120	31.104	47.810	264.7	38:01.233
16	1	1:41.891	22.097	30.929	48.865	263.4	39:43.124
17	1	1:50.266 B	22.228	31.139	56.899	261.5	41:33.390
18	1	9:42.266	8:19.776	33.590	48.900	122.0	51:15.656
19	1	1:42.393	22.405	31.607	48.381	246.0	52:58.049
20	1	1:41.436	22.156	31.194	48.086	263.4	54:39.485
21	1	1:41.593	22.235	31.331	48.027	262.1	56:21.078
22	1	1:50.020 B	22.162	32.091	55.767	259.6	58:11.098
23	2	3:26.316	2:04.347	32.770	49.199	133.5	1:01:37.414
24	2	1:41.853	22.413	31.477	47.963	261.5	1:03:19.267
25	2	1:46.151	22.641	32.418	51.092	266.0	1:05:05.418
26	2	1:42.122	22.364	31.475	48.283	260.9	1:06:47.540

71 AF Corse		Ferrari F458 Italia	
1. Andrea Bertolini		LMGTE Pro	
2. Olivier Beretta			
1	1	2:21.892	53.515 36.178 52.199 123.6 2:21.892
2	1	1:47.160	23.499 33.085 50.576 216.0 4:09.052
3	1	1:57.925 B	23.045 33.553 1:01.327 257.1 6:06.977
4	1	2:51.430	1:26.689 35.263 49.478 138.3 8:58.407
5	1	1:44.742	22.726 32.365 49.651 257.8 10:43.149
6	1	1:44.539	22.914 32.501 49.124 260.2 12:27.688
7	1	1:43.526	22.453 32.399 48.674 261.5 14:11.214
8	1	1:43.162	22.379 32.005 48.778 260.9 15:54.376
9	1	1:54.196 B	22.476 32.003 59.717 259.6 17:48.572
10	1	4:07.790	2:43.936 34.440 49.414 139.4 21:56.362
11	1	1:43.944	22.603 32.526 48.815 258.4 23:40.306
12	1	1:43.147	22.431 32.212 48.504 259.6 25:23.453
13	1	1:43.123	22.230 32.142 48.751 260.2 27:06.576
14	1	1:42.730	22.281 31.731 48.718 260.2 28:49.306
15	1	1:42.656	22.378 31.657 48.621 257.1 30:31.962
16	1	1:42.672	22.285 31.981 48.406 260.2 32:14.634
17	1	1:42.529	22.254 31.577 48.698 259.6 33:57.163
18	1	1:52.905 B	22.508 32.506 57.891 257.8 35:50.068



FIA WEC
6 Hours of Fuji
Free Practice 2
Sector Analysis

■ Personal Best ■ Session Best **B** Crossing the finish line in pit lane

Lap	D	Time	Sector 1	Sector 2	Sector 3	T. Spd	Elapsed	Lap	D	Time	Sector 1	Sector 2	Sector 3	T. Spd	Elapsed
27	2	1:41.616	22.278	31.265	48.073	262.8	1:08:29.156								
28	2	1:41.401	22.303	31.300	47.798	260.9	1:10:10.557								
29	2	1:42.940	22.322	32.012	48.606	263.4	1:11:53.497								
30	2	1:52.813 B	22.143	31.457	59.213	262.1	1:13:46.310								
31	2	6:23.088	4:59.798	32.419	50.871	118.0	1:20:09.398								
32	2	1:43.567	22.379	31.813	49.375	260.2	1:21:52.965								
33	2	1:41.968	22.346	31.435	48.187	262.1	1:23:34.933								
34	2	1:42.499	22.202	31.690	48.607	263.4	1:25:17.432								
35	2	1:41.540	22.208	31.235	48.097	262.1	1:26:58.972								
36	2	1:44.179	22.525	32.566	49.088	260.2	1:28:43.151								
37	2	1:43.809	22.461	31.922	49.426	260.9	1:30:26.960								
88 Team Felbermayr-Proton Porsche 911 RSR (997) LMGT E Am															
			1.Christian Ried		3.Paolo Ruberti										
			2.Gianluca Roda												
1	1	3:06.877	1:40.826	34.190	51.861	135.2	3:06.877								
2	1	1:55.372	23.521	41.216	50.635	225.5	5:02.249								
3	1	1:46.541	23.135	32.884	50.522	243.8	6:48.790								
4	1	1:48.585	22.912	34.525	51.148	247.1	8:37.375								
5	1	1:47.613	23.020	33.801	50.792	246.6	10:24.988								
6	1	1:47.086	23.341	33.453	50.292	247.7	12:12.074								
7	1	1:46.652	22.878	33.320	50.454	255.3	13:58.726								
8	1	1:57.071 B	22.833	33.162	1:01.076	252.3	15:55.797								
9	1	5:22.778	3:57.850	33.403	51.525	137.4	21:18.575								
10	1	1:46.540	22.950	33.194	50.396	252.9	23:05.115								
11	1	1:46.533	23.004	33.290	50.239	247.7	24:51.648								
12	1	1:46.781	22.820	33.459	50.502	251.2	26:38.429								
13	1	1:56.118 B	22.941	33.322	59.855	247.1	28:34.547								
14	2	5:56.983	4:33.046	34.145	49.792	135.0	34:31.530								
15	2	1:46.140	22.965	33.191	49.984	247.1	36:17.670								
16	2	1:45.146	22.750	32.821	49.575	246.6	38:02.816								
17	2	1:56.211 B	22.670	33.200	1:00.341	250.0	39:59.027								
18	2	3:55.520	2:32.594	33.368	49.558	121.2	43:54.547								
19	2	1:44.575	22.666	32.478	49.431	252.3	45:39.122								
20	2	1:44.932	22.638	32.221	50.073	248.8	47:24.054								
21	2	1:44.470	22.651	32.196	49.623	244.9	49:08.524								
22	2	1:55.385 B	22.763	32.788	59.834	252.3	51:03.909								
23	2	5:37.774	4:14.033	34.045	49.696	138.3	56:41.683								
24	2	1:44.603	22.788	32.199	49.616	246.6	58:26.286								
25	2	1:44.739	22.785	32.258	49.696	247.1	1:00:11.025								
26	2	1:56.898 B	23.151	33.679	1:00.068	217.7	1:02:07.923								
27	3	4:03.170	2:41.569	32.616	48.985	136.9	1:06:11.093								
28	3	1:43.431	22.455	32.318	48.658	253.5	1:07:54.524								
29	3	1:43.834	22.510	32.195	49.129	255.3	1:09:38.358								
30	3	1:43.325	22.875	32.015	48.435	247.1	1:11:21.683								
31	3	1:44.029	22.371	31.899	49.759	258.4	1:13:05.712								
32	3	1:43.552	22.555	31.932	49.065	256.5	1:14:49.264								
33	3	1:43.176	22.661	31.762	48.753	258.4	1:16:32.440								
34	3	1:43.365	22.561	31.960	48.844	256.5	1:18:15.805								
35	3	1:43.279	22.477	32.079	48.723	257.8	1:19:59.084								
36	3	1:42.942	22.481	31.865	48.596	258.4	1:21:42.026								
37	3	1:43.067	22.531	31.891	48.645	257.8	1:23:25.093								
38	3	1:42.946	22.439	31.959	48.548	260.2	1:25:08.039								
39	3	1:42.858	22.473	32.016	48.369	260.2	1:26:50.897								
40	3	1:42.906	22.416	31.734	48.756	257.8	1:28:33.803								
41	3	1:43.279	22.511	31.803	48.965	258.4	1:30:17.082								
97 Aston Martin Racing Aston Martin Vantage V8 LMGT E Pro															
			1.Stefan Mücke												
			2.Darren Turner												
1	1	2:43.057	1:19.480	33.000	50.577	134.0	2:43.057								
2	1	1:43.294	22.618	31.754	48.922	255.9	4:26.351								
3	1	1:42.253	22.279	31.697	48.277	258.4	6:08.604								
4	1	1:42.282	22.389	31.362	48.531	259.6	7:50.886								
5	1	1:50.577 B	22.503	31.608	56.466	257.8	9:41.463								
6	1	3:03.993	1:42.620	32.189	49.184	137.6	12:45.456								
7	1	1:41.285	22.392	30.967	47.926	257.1	14:26.741								
8	1	1:41.457	22.321	31.093	48.043	258.4	16:08.198								
9	1	1:41.518	22.337	31.111	48.070	258.4	17:49.716								
10	1	1:50.542 B	22.255	31.763	56.524	257.1	19:40.258								
11	1	5:35.718	4:15.619	31.998	48.101	135.5	25:15.976								
12	1	1:42.101	22.436	31.350	48.315	257.8	26:58.077								
13	1	1:41.678	22.375	31.227	48.076	257.8	28:39.755								
14	1	1:50.233 B	22.360	31.479	56.394	257.8	30:29.988								
15	1	6:24.337	5:01.881	33.328	49.128	137.4	36:54.325								
16	1	1:42.385	22.501	31.527	48.357	256.5	38:36.710								
17	1	1:42.117	22.436	31.442	48.239	255.9	40:18.827								
18	1	1:41.628	22.364	31.235	48.029	258.4	42:00.455								
19	1	1:44.233	22.669	32.647	48.917	250.0	43:44.688								
20	1	1:43.661	22.662	32.244	48.755	244.9	45:28.349								
21	1	1:43.421	22.658	31.390	49.373	250.6	47:11.770								
22	1	1:43.067	22.754	31.707	48.606	246.6	48:54.837								
23	1	1:42.578	22.646	31.511	48.421	247.7	50:37.415								
24	1	1:50.187 B	22.981	31.739	55.467	237.4	52:27.602								
25	2	3:46.475	2:25.311	32.279	48.885	108.4	56:14.077								
26	2	1:43.808	22.663	32.052	49.093	256.5	57:57.885								
27	2	1:43.163	22.626	31.799	48.738	255.3	59:41.048								
28	2	1:44.374	22.398	31.572	50.404	256.5	1:01:25.422								
29	2	1:43.064	22.587	31.729	48.748	257.1	1:03:08.486								
30	2	1:42.762	22.564	31.602	48.596	255.9	1:04:51.248								
31	2	1:52.303 B	22.479	33.598	56.226	258.4	1:06:43.551								
32	2	17:00.893	...	32.565	50.829	141.7	1:23:44.444								
33	2	1:43.170	22.762	31.783	48.625	255.9	1:25:27.614								
34	2	1:42.753	22.444	31.703	48.606	257.8	1:27:10.367								
35	2	1:43.388	22.459	32.162	48.767	257.8	1:28:53.755								
36	2	1:43.492	22.672	31.781	49.039	251.2	1:30:37.247								