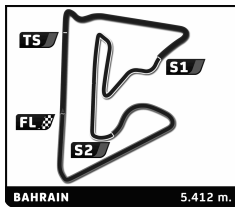


FIA WEC
6 Hours of Bahrain
Free Practice 3
Sector Analysis

■ Personal Best ■ Session Best ■ Crossing the finish line in pit lane

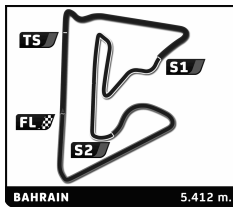
Lap	D	Time	Sector 1	Sector 2	Sector 3	T. Spd	Elapsed	Lap	D	Time	Sector 1	Sector 2	Sector 3	T. Spd	Elapsed
1		Audi Sport Team Joest 1. Marcel Fässler 3. Benoit Tréluyer 2. André Lotterer					Audi R18 e-tron quattro LMP1								
1	2	1:57.774	44.293	39.633	33.848	164.9	1:57.774								
2	2	1:48.228	34.771	39.396	34.061	277.1	3:46.002								
3	2	1:47.959	34.795	39.427	33.737	281.5	5:33.961								
4	2	1:48.740	34.757	40.169	33.814	280.7	7:22.701								
5	2	1:47.975	34.802	39.603	33.570	283.7	9:10.676								
6	2	2:11.636 B	38.764	43.301	49.571	206.8	11:22.312								
7	2	10:05.593	8:51.870	40.020	33.703	180.6	21:27.905								
8	2	1:49.229	35.401	39.849	33.979	280.7	23:17.134								
9	2	1:50.264	35.391	40.951	33.922	277.8	25:07.398								
10	2	1:48.925	34.774	39.906	34.245	282.2	26:56.323								
11	2	1:48.263	34.927	39.675	33.661	280.0	28:44.586								
12	2	1:49.610	35.410	40.184	34.016	283.7	30:34.196								
13	2	1:55.183 B	36.058	41.045	38.080	272.3	32:29.379								
14	1	7:41.990	6:27.837	40.425	33.728	176.8	40:11.369								
15	1	1:48.210	35.008	39.549	33.653	279.3	41:59.579								
16	1	1:48.419	35.102	39.451	33.866	278.6	43:47.998								
17	1	1:48.676	34.885	39.953	33.838	279.3	45:36.674								
18	1	1:50.071	34.941	40.095	35.035	277.8	47:26.745								
19	1	1:54.598 B	35.214	41.036	38.348	277.8	49:21.343								
20	1	2:51.857	1:38.713	39.437	33.707	176.2	52:13.200								
21	1	1:49.123	34.936	40.518	33.669	277.1	54:02.323								
22	1	1:48.865	35.706	39.421	33.738	277.1	55:51.188								
23	1	1:49.433	34.884	39.924	34.625	280.0	57:40.621								
24	1	1:50.531	35.957	40.165	34.409	252.0	59:31.152								
25	1	1:49.547	35.066	39.891	34.590	276.4	1:01:20.699								
2		Audi Sport Team Joest 1. Tom Kristensen 2. Allan McNish					Audi R18 e-tron quattro LMP1								
1	1	2:07.487	49.691	42.962	34.834	155.0	2:07.487								
2	1	1:48.163	34.985	39.611	33.567	266.2	3:55.650								
3	1	1:48.852	34.954	40.363	33.535	272.3	5:44.502								
4	1	1:49.069	34.788	40.576	33.705	278.6	7:33.571								
5	1	1:54.706 B	34.888	39.587	40.231	281.5	9:28.277								
6	1	5:48.451	4:32.121	41.894	34.436	170.1	15:16.728								
7	1	1:48.685	35.220	39.810	33.655	275.0	17:05.413								
8	1	1:48.782	35.211	39.844	33.727	278.6	18:54.195								
9	1	1:50.008	35.037	41.061	33.910	280.0	20:44.203								
10	1	1:50.316	35.299	40.640	34.377	275.0	22:34.519								
11	1	1:49.758	35.361	40.248	34.149	279.3	24:24.277								
12	1	1:50.083	35.665	40.303	34.115	266.9	26:14.360								
13	1	1:50.122	35.366	40.583	34.173	267.6	28:04.482								
14	1	1:50.161	35.610	40.240	34.311	275.0	29:54.643								
15	1	1:55.640 B	36.477	40.862	38.301	256.2	31:50.283								
16	2	3:30.179	2:15.274	40.463	34.442	187.2	35:20.462								
17	2	1:51.141	35.452	40.250	35.439	278.6	37:11.603								
18	2	1:50.941	35.403	40.734	34.804	280.7	39:02.544								
19	2	1:51.934	35.354	40.883	35.697	281.5	40:54.478								
20	2	1:50.746	35.634	40.947	34.165	281.5	42:45.224								
21	2	1:52.458	35.410	41.478	35.570	280.0	44:37.682								
22	2	1:56.452 B	37.310	40.682	38.460	241.3	46:34.134								
23	2	2:56.147	1:41.474	40.550	34.123	189.4	49:30.281								
24	2	1:49.233	34.877	40.606	33.750	279.3	51:19.514								
25	2	1:47.639	34.651	39.509	33.479	282.2	53:07.153								
26	2	1:49.082	34.698	40.663	33.721	282.2	54:56.235								
7		Toyota Racing 1. Alexander Wurz 2. Nicolas Lapierre					Toyota TS030 - Hybrid LMP1								
1	1	2:57.859	1:42.436	40.981	34.442		2:57.859								
2	1	2:00.491 B	36.748	40.086	43.657		4:58.350								
3	1	10:22.275			34.104	165.9	15:20.625								
4	1	1:48.829	35.361	39.636	33.832	268.9	17:09.454								
5	1	1:49.752	35.314	40.078	34.360	268.9	18:59.206								
6	1	1:52.480 B	35.291	39.732	37.457	270.2	20:51.686								
7	1	4:51.876			34.484	176.8	25:43.562								
8	1	1:50.200	35.134	40.258	34.808	270.2	27:33.762								
9	1	1:48.895	35.250	39.735	33.910	269.6	29:22.657								
10	1	1:52.117 B	35.226	39.546	37.345	274.3	31:14.774								
11	2	6:34.231			34.722	176.8	37:49.005								
12	2	1:51.336	35.451	40.616	35.269	275.0	39:40.341								
13	2	1:55.395 B	35.286	40.782	39.327	276.4	41:35.736								
14	2	6:58.266			34.234	177.6	48:34.002								
15	2	1:48.648	35.322	39.321	34.005	267.6	50:22.650								
16	2	1:48.392	35.351	39.117	33.924	270.2	52:11.042								
17	2	1:49.527			34.527	271.6	54:00.569								
18	2	1:49.359	36.011	39.212	34.136	272.3	55:49.928								
19	2	1:50.000	35.224	39.823	34.953	270.2	57:39.928								
20	2	1:49.997			34.132	267.6	59:29.925								
21	2	1:48.941			33.965	272.3	1:01:18.866								
12		Rebellion Racing 1. Nicolas Prost 2. Neel Jani					Lola B12/60 Coupé - Toyota LMP1								
1	1	2:38.445	1:22.017	41.159	35.269	175.9	2:38.445								
2	1	1:55.349	35.714	43.169	36.466	270.2	4:33.794								
3	1	1:50.895	35.441	40.275	35.179	274.3	6:24.689								
4	1	1:50.842	35.566	40.743	34.533	276.4	8:15.531								
5	1	2:03.768 B	35.439	43.471	44.858	275.7	10:19.299								
6	1	6:02.236	4:40.664	42.642	38.930	182.4	16:21.535								
7	1	1:51.796	35.425	40.750	35.621	275.7	18:13.331								
8	1	1:55.776	35.749	42.111	37.916	277.8	20:09.107								
9	1	1:52.761	35.784	41.169	35.808	273.6	22:01.868								
10	1	1:51.474	35.673	40.770	35.031	277.1	23:53.342								
11	1	1:51.946	35.705	41.463	34.778	273.6	25:45.288								
12	1	2:01.526 B	36.078	41.945	43.503	274.3	27:46.814								
13	2	4:47.100	3:29.297	41.538	36.265	159.4	32:33.914								
14	2	1:52.120	35.667	41.089	35.364	275.0	34:26.034								
15	2	1:57.292	36.805	42.064	38.423	263.6	36:23.326								
16	2	1:56.108 B	35.633	40.735	39.740	276.4	38:19.434								
17	2	7:04.239	5:46.652	42.161	35.426	178.8	45:23.673								
18	2	1:54.539	37.821	42.039	34.679	276.4	47:18.212								
19	2	1:57.199 B	35.774	42.712	38.713	277.1	49:15.411								
20	2	5:03.115	3:22.620	55.632	44.863	133.9	54:18.526								
21	2	1:49.117		34.837	39.654	34.626	56:07.643								
22	2	1:48.779	35.120	39.545	34.114	276.4	57:56.422								
23	2	1:53.227 B	35.156	39.892	38.179	277.1	59:49.649								
13		Rebellion Racing 1. Andrea Belicchi 2. Harold Primat					Lola B12/60 Coupé - Toyota LMP1								
1	1	2:28.688	1:09.227	43.398	36.063	147.4	2:28.688								



FIA WEC
6 Hours of Bahrain
Free Practice 3
Sector Analysis

■ Personal Best ■ Session Best ■ Crossing the finish line in pit lane

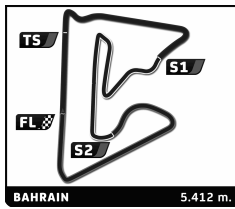
Lap	D	Time	Sector 1	Sector 2	Sector 3	T. Spd	Elapsed	Lap	D	Time	Sector 1	Sector 2	Sector 3	T. Spd	Elapsed
2	1	1:51.878	35.889	40.762	35.227	264.3	4:20.566	22	3	1:57.631	37.810	42.833	36.988	255.6	49:21.465
3	1	1:56.436	35.889	42.349	38.198	267.6	6:17.002	23	3	1:57.324	37.781	42.681	36.862	256.2	51:18.789
4	1	1:51.051	35.739	40.585	34.727	272.9	8:08.053	24	3	1:57.550	37.966	42.884	36.700	246.3	53:16.339
5	1	2:05.805 B	36.000	42.732	47.073	273.6	10:13.858	25	3	1:57.387	37.750	42.942	36.695	257.4	55:13.726
6	1	8:17.294	7:00.076	41.865	35.353	154.6	18:31.152	26	3	2:03.494 B	37.708	45.328	40.458	256.8	57:17.220
7	1	1:51.235	35.787	40.376	35.072	272.3	20:22.387								
8	1	2:41.909 B	35.973	1:02.380	1:03.556	273.6	23:04.296								
22 JRM 1. David Brabham 3. Peter Dumbreck HPD ARX 03a - Honda LMP1 2. Karun Chandhok								24 Oak Racing 1. Jacques Nicolet 3. Olivier Pla Morgan - Nissan LMP2 2. Matthieu Lahaye							
1	1	2:57.537	1:37.423	44.359	35.755	168.5	2:57.537	1	1	2:12.006	48.361	46.002	37.643	153.9	2:12.006
2	1	1:52.000	36.050	40.712	35.238	265.6	4:49.537	2	1	1:58.287	38.548	42.721	37.018	253.2	4:10.293
3	1	1:56.172	35.841	42.388	37.943	268.9	6:45.709	3	1	1:57.743	37.794	43.024	36.925	258.0	6:08.036
4	1	1:54.081	36.853	41.723	35.505	239.7	8:39.790	4	1	2:03.898 B	38.089	43.521	42.288	256.8	8:11.934
5	1	2:20.529 B	38.101	53.030	49.398	270.9	11:00.319	5	1	7:12.228	5:51.737	43.591	36.900	157.7	15:24.162
6	1	10:06.172	8:49.897	41.040	35.235	177.3	21:06.491	6	1	1:57.132	37.505	42.528	37.099	258.6	17:21.294
7	1	1:52.611	35.601	42.369	34.641	270.9	22:59.102	7	1	1:56.374	37.749	42.375	36.250	256.8	19:17.668
8	1	1:51.693	35.453	40.968	35.272	270.9	24:50.795	8	1	1:56.629	37.390	43.030	36.209	260.5	21:14.297
9	1	1:57.089 B	35.618	40.659	40.812	269.6	26:47.884	9	1	1:56.396	37.374	42.508	36.514	256.2	23:10.693
10	3	3:52.560	2:31.367	42.764	38.429	179.7	30:40.444	10	1	2:03.305 B	37.371	42.736	43.198	258.0	25:13.998
11	3	1:53.557	36.145	41.663	35.749	270.9	32:34.001	11	3	3:42.658	2:24.951	41.861	35.846	170.9	28:56.656
12	3	1:52.027	36.283	40.746	34.998	258.0	34:26.028	12	3	1:55.326	36.964	42.226	36.136	259.2	30:51.982
13	3	1:53.088	35.980	42.067	35.041	270.2	36:19.116	13	3	1:54.973	36.908	42.114	35.951	259.9	32:46.955
14	3	1:51.258	35.754	40.590	34.914	270.9	38:10.374	14	3	1:59.714	36.845	44.005	38.864	261.1	34:46.669
15	3	1:51.608	35.982	40.606	35.020	271.6	40:01.982	15	3	1:59.110 B	36.838	42.024	40.248	261.7	36:45.779
16	3	1:56.157 B	36.016	41.144	38.997	272.3	41:58.139	16	3	3:30.938	2:13.305	41.370	36.263	173.1	40:16.717
17	2	3:45.140	2:21.203	47.642	36.295	157.3	45:43.279	17	3	1:53.249	36.512	41.344	35.393	259.2	42:09.966
18	2	1:51.337	35.927	40.567	34.843	270.2	47:34.616	18	3	1:59.824	36.475	43.097	40.252	260.5	44:09.790
19	2	2:00.507 B	36.076	44.023	40.408	272.9	49:35.123	19	3	1:53.930	36.651	41.569	35.710	260.5	46:03.720
20	2	3:25.033	1:56.500	46.299	42.234	180.9	53:00.156	20	3	2:02.101 B	37.721	43.946	40.434	255.6	48:05.821
21	2	2:49.421 B	35.695	1:28.801	44.925	272.3	55:49.577	21	3	5:36.071	4:17.087	42.950	36.034	110.8	53:41.892
22	2	3:44.722	2:24.114	41.295	39.313	175.3	59:34.299	22	3	1:54.274	36.739	41.807	35.728	258.6	55:36.166
23	2	1:49.419	35.443	39.788	34.188	269.6	1:01:23.718	23	3	1:55.502	36.713	43.078	35.711	260.5	57:31.668
23 Signatech Nissan 1. Franck Maillieux 3. Jordan Tresson Oreca 03 - Nissan LMP2 2. Olivier Lombard								25 ADR-Delta 1. John Martin 3. Tor Graves Oreca 03 - Nissan LMP2 2. Tor Graves							
1	3	2:15.348	52.845	44.356	38.147	170.4	2:15.348	1	1	2:20.811	1:00.525	43.284	37.002	162.0	2:20.811
2	3	2:00.873	38.506	44.554	37.813	250.8	4:16.221	2	1	1:56.383	37.474	42.564	36.345	259.9	4:17.194
3	3	2:03.412	39.584	45.029	38.799	256.8	6:19.633	3	1	2:01.474	38.108	42.658	40.708	261.7	6:18.668
4	3	2:03.076	39.743	44.707	38.626	256.8	8:22.709	4	1	1:59.740 B	37.022	42.163	40.555	261.1	8:18.408
5	3	2:16.290 B	39.096	49.267	47.927	252.0	10:38.999	5	1	7:02.012	5:42.613	43.049	36.350	154.1	15:20.420
6	3	5:30.438	4:08.884	43.428	38.126	171.5	16:09.437	6	1	1:53.702	37.012	40.992	35.698	257.4	17:14.122
7	3	1:57.380	38.171	42.511	36.698	252.0	18:06.817	7	1	1:58.147	36.683	41.812	39.652	259.2	19:12.269
8	3	1:59.392	38.152	44.330	36.910	258.6	20:06.209	8	1	1:59.530 B	37.123	41.624	40.783	259.2	21:11.799
9	3	1:57.742	37.469	42.766	37.507	256.2	22:03.951	9	1	4:08.970	2:49.952	42.561	36.457	172.3	25:20.769
10	3	1:56.216	37.493	42.214	36.509	255.6	24:00.167	10	1	1:54.003	36.717	41.348	35.938	258.6	27:14.772
11	3	1:56.382	37.359	42.370	36.653	255.6	25:56.549	11	1	1:58.128 B	36.884	41.384	39.860	259.9	29:12.900
12	3	1:56.172	37.442	42.197	36.533	255.0	27:52.721	12	1	5:37.141	4:13.537	42.801	40.803	169.0	34:50.041
13	3	1:56.548	37.260	42.160	37.128	258.0	29:49.269	13	1	2:00.413 B	38.194	42.379	39.840	259.2	36:50.454
14	3	1:56.818	37.918	42.234	36.666	257.4	31:46.087	14	2	4:59.896	3:27.616	45.774	46.506	156.4	41:50.350
15	3	1:56.539	37.555	42.226	36.758	256.2	33:42.626	15	2	1:59.478	38.865	43.430	37.183	254.4	43:49.828
16	3	1:56.502	37.407	42.376	36.719	256.2	35:39.128	16	2	1:57.884	37.490	42.513	37.881	258.0	45:47.712
17	3	2:01.296 B	37.541	42.433	41.322	256.8	37:40.424	17	2	1:56.646	37.791	42.422	36.433	255.0	47:44.358
18	3	3:48.546	2:26.565	44.719	37.262	169.8	41:28.970	18	2	1:57.308	37.399	42.439	37.470	259.2	49:41.666
19	3	1:57.995	37.998	43.133	36.864	255.6	43:26.965	19	2	1:59.287	38.182	44.268	36.837	260.5	51:40.953
20	3	1:57.650	38.147	42.790	36.713	255.6	45:24.615	20	2	2:39.329	37.360	1:20.995	40.974	259.2	54:20.282
21	3	1:59.219	38.121	44.269	36.829	256.8	47:23.834	21	2	1:57.038	37.608	42.709	36.721	258.0	56:17.320



FIA WEC
6 Hours of Bahrain
Free Practice 3
Sector Analysis

Personal Best Session Best B Crossing the finish line in pit lane

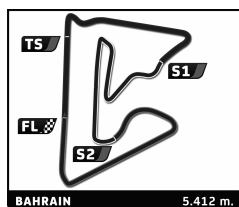
Lap	D	Time	Sector 1	Sector 2	Sector 3	T. Spd	Elapsed	Lap	D	Time	Sector 1	Sector 2	Sector 3	T. Spd	Elapsed
22	2	1:58.211	37.384	43.288	37.539	259.9	58:15.531	17	1	2:04.199 B	37.771	42.610	43.818	257.4	41:51.883
23	2	1:56.684	37.399	42.645	36.640	258.0	1:00:12.215	18	1	4:08.569	2:47.899	44.109	36.561	175.1	46:00.452
26 Signatech Nissan 1. Nelson Panciatici 2. Pierre Ragues 3. Roman Rusinov Oreca 03 - Nissan LMP2								19 1:55.251 37.132 41.850 36.269 256.2 47:55.703							
1	3	2:12.740	51.056	43.782	37.902	153.1	2:12.740	20	1	1:55.612	37.255	41.875	36.482	256.8	49:51.315
2	3	1:59.362	38.309	43.764	37.289	250.8	4:12.102	21	1	1:55.941	37.109	42.118	36.714	257.4	51:47.256
3	3	1:59.607	38.635	43.534	37.438	257.4	6:11.709	22	1	1:57.797	37.251	43.033	37.513	257.4	53:45.053
4	3	2:00.386	38.274	43.953	38.159	257.4	8:12.095	23	1	1:56.733	37.317	43.043	36.373	256.8	55:41.786
5	3	2:09.525 B	38.560	45.053	45.912	256.2	10:21.620	24	1	1:56.570	37.585	42.702	36.283	256.8	57:38.356
6	3	5:43.969	4:24.071	43.208	36.690	170.1	16:05.589	25	1	2:03.553 B	39.072	43.283	41.198	256.8	59:41.909
7	3	1:56.379	37.249	42.487	36.643	256.2	18:01.968	32 Lotus 1. Vitantonio Liuzzi 2. James Rossiter 3. Kevin Weeda Lola B12/80 Coupé - Lotus LMP2							
8	3	1:55.249	36.983	42.140	36.126	255.6	19:57.217	1	2	2:51.413	1:31.826	43.038	36.549	165.9	2:51.413
9	3	1:54.882	36.960	41.823	36.099	255.6	21:52.099	2	2	1:56.162	37.396	42.268	36.498	253.8	4:47.575
10	3	1:55.197	37.124	41.856	36.217	256.2	23:47.296	3	2	1:56.723	37.376	42.333	37.014	258.0	6:44.298
11	3	1:56.468	37.039	43.205	36.224	256.8	25:43.764	4	2	1:57.042	37.356	42.940	36.746	259.2	8:41.340
12	3	1:56.577	37.273	42.592	36.712	259.2	27:40.341	5	2	2:23.031 B	39.521	52.329	51.181	258.0	11:04.371
13	3	2:01.445 B	38.100	42.587	40.758	254.4	29:41.786	6	2	8:03.978	6:44.850	43.057	36.071	175.6	19:08.349
14	1	5:27.136	3:59.092	48.957	39.087	106.9	35:08.922	7	2	1:53.561	36.669	41.339	35.553	258.0	21:01.910
15	1	1:57.361	37.612	42.696	37.053	252.6	37:06.283	8	2	2:01.015	37.177	45.292	38.546	258.6	23:02.925
16	1	1:58.095	37.315	43.403	37.377	255.6	39:04.378	9	2	2:04.847 B	36.637	41.916	46.294	259.9	25:07.772
17	1	1:56.315	37.491	42.483	36.341	254.4	41:00.693	10	3	7:34.356	6:09.555	46.372	38.429	161.5	32:42.128
18	1	1:58.757	37.544	44.158	37.055	255.0	42:59.450	11	3	2:06.210	40.342	45.692	40.176	199.6	34:48.338
19	1	1:58.111	38.827	42.380	36.904	237.6	44:57.561	12	3	2:04.508	40.388	45.702	38.418	250.8	36:52.846
20	1	1:56.499	37.498	42.206	36.795	254.4	46:54.060	13	3	2:01.194	38.707	44.806	37.681	252.0	38:54.040
21	1	2:03.289 B	37.343	43.192	42.754	253.8	48:57.349	14	3	2:03.511	40.011	44.547	38.953	257.4	40:57.551
22	2	3:45.633	2:24.026	43.472	38.135	165.7	52:42.982	15	3	2:06.056	40.073	47.650	38.333	251.4	43:03.607
23	2	1:59.741	39.444	43.299	36.998	245.2	54:42.723	16	3	2:00.900	38.657	43.997	38.246	255.6	45:04.507
24	2	1:58.690	38.090	43.293	37.307	250.3	56:41.413	17	3	2:14.021 B	41.206	46.408	46.407	253.8	47:18.528
25	2	1:57.754	37.999	42.857	36.898	253.8	58:39.167	18	3	10:25.251	8:59.241	46.994	39.016	110.9	57:43.779
26	2	1:57.877	37.980	42.984	36.913	252.0	1:00:37.044	19	3	2:00.035	38.845	43.771	37.419	252.6	59:43.814
29 Gulf Racing Middle East 1. Fabien Giroix 2. Keiko Ihara 3. Jean-Denis Deletraz Lola B12/80 Coupé - Nissan LMP2								35 Oak Racing 1. Bertrand Baguette 2. Dominik Kraihamer 3. Alex Brundle Morgan - Nissan LMP2							
1	3	2:24.594	1:02.426	45.241	36.927	163.4	2:24.594	1	1	2:09.299	48.228	43.587	37.484	161.3	2:09.299
2	3	1:56.952	37.618	42.594	36.740	257.4	4:21.546	2	1	1:55.673	37.368	42.241	36.064	257.4	4:04.972
3	3	1:58.717	37.258	42.940	38.519	259.2	6:20.263	3	1	1:54.611	37.119	41.664	35.828	259.2	5:59.583
31 Lotus 1. Thomas Holzer 2. Luca Moro Lola B12/80 Coupé - Lotus LMP2								4 1 1:54.670 37.080 41.721 35.869 260.5 7:54.253 5 1 2:01.594 B 37.055 42.434 42.105 261.7 9:55.847 6 1 5:29.540 4:11.000 42.553 35.987 170.9 15:25.387 7 1 1:55.167 36.971 42.206 35.990 260.5 17:20.554 8 1 1:54.418 36.813 41.678 35.927 259.9 19:14.972 9 1 1:55.361 37.150 42.280 35.931 260.5 21:10.333 10 1 1:55.759 37.111 42.636 36.012 261.1 23:06.092 11 1 1:55.750 37.119 42.454 36.177 261.1 25:01.842 12 1 1:56.366 36.931 42.899 36.536 261.1 26:58.208 13 1 1:58.817 B 36.881 42.227 39.709 261.7 28:57.025 14 2 4:58.789 3:39.266 42.875 36.648 154.8 33:55.814 15 2 1:56.679 37.399 42.766 36.514 259.2 35:52.493 16 2 1:56.339 37.558 42.629 36.152 259.9 37:48.832 17 2 1:56.887 37.630 42.417 36.840 259.2 39:45.719 18 2 1:56.555 37.786 42.442 36.327 259.2 41:42.274 19 2 1:56.386 37.333 42.545 36.508 259.9 43:38.660 20 2 2:02.193 B 37.278 43.119 41.796 259.9 45:40.853 21 2 5:11.629 3:54.420 41.326 35.883 164.7 50:52.482 22 2 1:57.097 38.751 41.437 36.909 259.9 52:49.579							
1	2	2:42.981	1:13.676	49.240	40.065	130.1	2:42.981	20	2	2:02.193 B	37.278	43.119	41.796	259.9	45:40.853
2	2	2:01.322	39.107	43.887	38.328	251.4	4:44.303	21	2	5:11.629	3:54.420	41.326	35.883	164.7	50:52.482
3	2	2:01.786	38.147	44.541	39.098	253.8	6:46.089	22	2	1:57.097	38.751	41.437	36.909	259.9	52:49.579
4	2	2:01.637	38.529	45.753	37.355	248.5	8:47.726								
5	2	2:21.264 B	39.194	50.286	51.784	253.8	11:08.990								
6	2	4:30.240	3:06.844	45.159	38.237	162.7	15:39.230								
7	2	1:58.808	37.963	43.089	37.756	250.8	17:38.038								
8	2	1:57.577	37.927	42.758	36.892	255.0	19:35.615								
9	2	1:59.268	39.297	43.133	36.838	250.3	21:34.883								
10	2	1:58.445	37.627	43.652	37.166	258.6	23:33.328								
11	2	1:58.408	38.011	43.376	37.021	253.8	25:31.736								
12	2	2:12.210 B	38.114	46.787	47.309	257.4	27:43.946								
13	1	6:10.532	4:47.533	44.393	38.606	169.6	33:54.478								
14	1	1:57.339	38.067	42.494	36.778	252.6	35:51.817								
15	1	1:58.682	37.503	44.269	36.910	256.2	37:50.499								
16	1	1:57.185	37.778	42.453	36.954	258.6	39:47.684								



FIA WEC
6 Hours of Bahrain
Free Practice 3
Sector Analysis

■ Personal Best ■ Session Best B Crossing the finish line in pit lane

Lap	D	Time	Sector 1	Sector 2	Sector 3	T. Spd	Elapsed	Lap	D	Time	Sector 1	Sector 2	Sector 3	T. Spd	Elapsed
23	2	1:54.811	36.817	42.299	35.695	259.9	54:44.390	2	2	1:57.973	37.693	43.580	36.700	253.2	4:33.719
24	2	1:55.510	36.811	42.554	36.145	260.5	56:39.900	3	2	1:58.323	37.837	43.201	37.285	256.2	6:32.042
25	2	1:54.725	36.798	41.699	36.228	261.7	58:34.625	4	2	1:56.741	37.253	42.663	36.825	259.2	8:28.783
26	2	1:54.649	36.718	41.703	36.228	259.2	1:00:29.274	5	2	2:11.325 B	37.134	45.813	48.378	259.9	10:40.108
41 Greaves Motorsport Zytek Z11SN - Nissan LMP2								50 Larbre Competition Chevrolet Corvette C6-ZR1 LMGTE Am							
1.Christian Zuegel 3.Elton Julian								1.Patrick Bornhauser 3.Fernando Rees							
2.Ricardo Gonzalez								2.Julien Canal							
1	2	3:19.793	1:59.560	43.596	36.637	170.4	3:19.793	1	3	6:32.096	5:02.578	48.797	40.721	153.3	6:32.096
2	2	1:56.771	37.833	42.388	36.550	256.2	5:16.564	2	3	2:04.624	39.868	45.490	39.266	246.3	8:36.720
3	2	2:06.005	37.250	51.585	37.170	257.4	7:22.569	3	3	2:21.430 B	40.754	52.806	47.870	244.6	10:58.150
4	2	2:03.896 B	37.435	42.853	43.608	256.8	9:26.465	4	3	5:10.332	3:44.385	46.248	39.699	164.2	16:08.482
5	2	7:08.430	5:48.574	43.143	36.713	172.8	16:34.895	5	3	2:04.939	39.836	45.588	39.515	247.4	18:13.421
6	2	1:58.137	37.595	43.361	37.181	256.2	18:33.032	6	3	2:05.048	39.672	45.541	39.835	244.1	20:18.469
7	2	1:57.596	37.756	42.874	36.966	258.6	20:30.628	51 AF Corse Ferrari F458 Italia LMGTE Pro							
8	2	2:04.610 B	38.372	44.470	41.768	258.6	22:35.238	1.Giancarlo Fisichella							
9	2	4:06.142 B	2:41.847	42.906	41.389	168.0	26:41.380	2.Toni Vilander							
10	1	3:51.123	2:24.806	45.596	40.721	138.6	30:32.503	1	2	2:27.896	1:01.513	46.892	39.491	134.4	2:27.896
11	1	2:08.159	42.871	46.058	39.230	231.0	32:40.662	2	2	2:03.640	39.430	45.226	38.984	228.6	4:31.536
12	1	2:03.569	39.947	45.012	38.610	205.6	34:44.231	3	2	2:03.146	39.211	44.747	39.188	245.2	6:34.682
13	1	2:06.581	39.366			243.5	36:50.812	4	2	2:02.934	39.139	44.707	39.088	237.6	8:37.616
14	1	2:01.519	38.793	44.400	38.326	253.2	38:52.331	5	2	2:25.515 B	40.924	53.757	50.834	243.5	11:03.131
15	1	2:02.432	39.073	44.389	38.970	244.6	40:54.763	6	2	8:11.460	6:46.544	45.536	39.380	160.8	19:14.591
16	1	2:11.359 B	39.720	46.332	45.307	226.2	43:06.122	7	2	2:03.667	39.319	45.113	39.235	235.6	21:18.258
17	3	4:10.015	2:48.813	43.816	37.386	172.3	47:16.137	8	2	2:08.651 B	39.629	45.080	43.942	246.8	23:26.909
18	3	1:58.040	37.493	43.473	37.074	258.0	49:14.177	9	1	13:11.726	...	45.801	39.273	158.7	36:38.635
19	3	2:09.041 B	37.839	46.787	44.415	256.8	51:23.218	10	1	2:04.018	39.424	45.230	39.364	241.9	38:42.653
20	3	7:58.893	6:40.131	42.353	36.409	172.5	59:22.111	11	1	2:06.222	39.594	46.881	39.747	246.3	40:48.875
21	3	1:55.228	37.023	41.876	36.329	255.6	1:01:17.339	12	1	2:03.808	39.448	45.122	39.238	245.7	42:52.683
44 Starworks Motorsports HPD ARX 03b - Honda LMP2								12							
1.Vicente Potolicchio 3.Stéphane Sarrazin								1							
2.Thomas Kimber-Smith								1							
1	3	3:02.852	1:43.412	43.059	36.381	133.6	3:02.852	13	1	2:04.636	39.644	45.364	39.628	229.1	44:57.319
2	3	1:55.782	36.966	42.733	36.083	255.0	4:58.634	14	1	2:09.231 B	39.691	45.346	44.194	236.6	47:06.550
3	3	1:57.954	36.970	42.547	38.437	255.0	6:56.588	15	1	4:36.963	3:11.923	45.580	39.660	160.5	51:43.513
4	3	2:00.650 B	36.766	41.977	41.907	261.1	8:57.238	16	1	2:02.427	39.160	44.532	38.735	241.3	53:45.940
5	3	9:36.017	8:17.600	41.753	36.664	155.7	18:33.255	17	1	2:07.816	38.956	46.177	42.683	249.1	55:53.756
6	3	1:55.401	36.794	42.330	36.277	259.9	20:28.656	18	1	2:05.589	39.134	45.206	41.249	244.1	57:59.345
7	3	2:00.520 B	37.057	43.260	40.203	259.2	22:29.176	19	1	2:03.083	39.329	44.792	38.962	246.3	1:00:02.428
8	3	7:42.107	6:21.740	43.293	37.074	174.2	30:11.283	49 Pecom Racing Oreca 03 - Nissan LMP2							
9	3	1:53.486	36.435	41.021	36.030	256.8	32:04.769	1.Luis Perez Companc 3.Pierre Kaffer							
10	3	1:53.838	36.406	41.294	36.138	256.8	33:58.607	2.Nicolas Minassian							
11	3	1:57.753 B	36.678	41.483	39.592	257.4	35:56.360	1	2	2:35.746	1:14.399	44.159	37.188	114.3	2:35.746
12	3	3:06.008	1:46.197	43.274	36.537	161.5	39:02.368								
13	3	1:54.168	36.836	41.413	35.919	258.6	40:56.536								
14	3	1:56.491	38.270	42.411	35.810	258.0	42:53.027								
15	3	1:57.699 B	36.642	41.411	39.646	259.2	44:50.726								
16	1	6:31.713	5:12.371	43.005	36.337	172.0	51:22.439								
17	1	1:55.781	37.337	42.247	36.197	256.2	53:18.220								
18	1	1:56.193	37.442	42.485	36.266	255.6	55:14.413								
19	1	1:56.581	37.427	42.642	36.512	257.4	57:10.994								
20	1	1:56.720	37.393	42.700	36.627	254.4	59:07.714								
21	1	1:57.154	37.835	42.929	36.390	253.8	1:01:04.868								

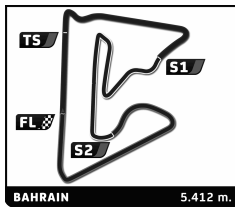


FIA WEC 6 Hours of Bahrain Free Practice 3

Sector Analysis

■ Personal Best ■ Session Best B Crossing the finish line in pit lane

Lap	D	Time	Sector 1	Sector 2	Sector 3	T. Spd	Elapsed	Lap	D	Time	Sector 1	Sector 2	Sector 3	T. Spd	Elapsed
55		JWA-Avila					Porsche 911 RSR (997)								
		1. Joël Camathias		3. Paul Daniels			LMGTE Am								
		2. Benny Simonsen													
1	1	3:46.345	2:13.106	50.431	42.808	106.9	3:46.345	6	3	4:14.532	2:48.668	45.807	40.057	152.2	15:33.624
2	1	2:10.337	43.205	46.931	40.201	182.7	5:56.682	7	3	2:05.169	39.862	45.381	39.926	234.5	17:38.793
3	1	2:07.150	41.000	46.136	40.014	218.5	8:03.832	8	3	2:10.745 B	40.000	45.547	45.198	234.5	19:49.538
4	1	2:13.982 B	40.346	46.163	47.473	233.5	10:17.814	9	1	3:51.017	2:20.207	49.486	41.324	115.8	23:40.555
5	1	5:40.757	4:14.283	46.328	40.146	154.1	15:58.571	10	1	2:18.723	40.987	52.435	45.301	232.0	25:59.278
6	1	2:12.192 B	40.468	46.158	45.566	224.8	18:10.763	11	1	2:13.843	43.592	48.432	41.819	240.8	28:13.121
7	3	5:02.347	3:29.731	49.547	43.069	140.4	23:13.110	12	1	2:09.980	41.702	47.312	40.966	223.4	30:23.101
8	3	2:13.410	42.544	48.626	42.240	207.2	25:26.520	13	1	2:16.715	40.479	48.570	47.666	237.6	32:39.816
9	3	2:13.359	42.942	48.712	41.705	234.0	27:39.879	14	1	2:21.409	46.612	51.316	43.481	189.8	35:01.225
10	3	2:12.621	42.043	48.387	42.191	214.2	29:52.500	15	1	2:10.903	41.357	48.625	40.921	223.9	37:12.128
11	3	2:12.851	42.498	48.179	42.174	215.9	32:05.351	16	1	2:23.180 B	44.233	49.643	49.304	177.6	39:35.308
12	3	2:11.946	41.770	48.162	42.014	229.6	34:17.297	17	2	3:37.611	2:07.531	48.890	41.190	107.8	43:12.919
13	3	2:12.829	41.957	48.290	42.582	222.5	36:30.126	18	2	2:07.546	41.379	46.084	40.083	239.2	45:20.465
14	3	2:12.123	42.044	47.930	42.149	213.3	38:42.249	19	2	2:07.204	40.583	46.487	40.134	222.0	47:27.669
15	3	2:12.696	42.062	48.372	42.262	228.1	40:54.945	20	2	2:31.899 B	40.150	53.756	57.993	232.5	49:59.568
16	3	2:12.441	42.157	47.934	42.350	236.6	43:07.386	21	2	3:28.646	2:03.889	45.509	39.248	135.3	53:28.214
17	3	2:12.055	41.872	48.675	41.508	224.8	45:19.441	22	2	2:04.645	39.752	45.441	39.452	230.6	55:32.859
18	3	2:22.605 B	42.834	48.823	50.948	223.9	47:42.046	23	2	2:05.337	39.809	46.112	39.416	220.2	57:38.196
19	2	4:07.414	2:37.019	48.013	42.382	102.8	51:49.460	24	2	2:23.012	49.407	52.058	41.547	223.0	1:00:01.208
20	2	2:12.083	41.422	47.329	43.332	211.6	54:01.543	25	2	2:04.875	40.069	45.464	39.342	223.4	1:02:06.083
21	2	2:10.607	41.638	47.730	41.239	235.1	56:12.150								
22	2	2:10.014	41.350	47.360	41.304	230.1	58:22.164								
23	2	2:11.145	41.674	47.706	41.765	229.1	1:00:33.309								
57		Krohn Racing					Ferrari F458 Italia								
		1. Tracy Krohn		3. Michele Rugolo			LMGTE Am								
		2. Niclas Jönsson													
1	3	2:30.529	1:02.984	47.380	40.165	158.9	2:30.529	1	2	4:12.235	2:37.615	50.948	43.672	124.1	4:12.235
2	3	2:06.802	40.035	46.424	40.343	234.0	4:37.331	2	2	2:11.102	41.403	47.783	41.916	212.9	6:23.337
3	3	2:09.960	41.654	47.019	41.287	238.7	6:47.291	3	2	2:08.372	40.809	46.623	40.940	221.6	8:31.709
4	3	2:06.684	40.262	46.348	40.074	233.5	8:53.975	4	2	2:20.668 B	41.321	49.573	49.774	235.6	10:52.377
5	3	2:23.279 B	42.922	52.358	47.999	234.0	11:17.254	5	2	5:03.435	3:33.072	49.110	41.253	136.8	15:55.812
6	3	7:17.430	5:49.741	46.482	41.207	163.9	18:34.684	6	2	2:08.141	40.854	46.897	40.390	215.9	18:03.953
7	3	2:06.779	40.180	46.586	40.013	239.7	20:41.463	7	2	2:06.057	40.065	45.960	40.032	226.2	20:10.010
8	3	2:07.349	40.267	47.041	40.041	238.2	22:48.812	8	2	2:06.929	40.353	46.206	40.370	235.6	22:16.939
9	3	2:07.552	40.370	46.187	40.995	238.7	24:56.364	9	2	2:08.110	40.696	46.289	41.125	230.6	24:25.049
10	3	2:11.884 B	40.230	46.718	44.936	238.2	27:08.248	10	2	2:07.157	41.123	46.139	39.895	244.6	26:32.206
11	1	8:15.244	6:46.194	47.959	41.091	153.1	35:23.492	11	2	2:13.646 B	40.502	46.579	46.565	218.0	28:45.852
12	1	2:11.008	40.914	48.731	41.363	228.1	37:34.500	12	3	5:09.969	3:40.641	47.809	41.519	129.9	33:55.821
13	1	2:14.347 B	40.474	47.057	46.816	239.7	39:48.847	13	3	2:08.323	41.033	46.737	40.553	210.4	36:04.144
14	1	4:56.903	3:25.361	47.665	43.877	153.7	44:45.750	14	3	2:08.095	40.549	47.097	40.449	221.6	38:12.239
15	1	2:09.087	40.748	47.089	41.250	240.3	46:54.837	15	3	2:07.223	40.441	46.489	40.293	215.9	40:19.462
16	1	2:08.738	40.598	47.130	41.010	234.0	49:03.575	16	3	2:07.898	40.372	46.707	40.819	227.2	42:27.360
17	1	2:13.624 B	40.896	47.340	45.388	229.1	51:17.199	17	3	2:08.457	40.535	46.542	41.380	214.2	44:35.817
18	1	4:51.491	3:23.613	47.344	40.534	156.1	56:08.690	18	3	2:08.118	40.991	46.772	40.355	209.2	46:43.935
19	1	2:08.695	40.873	47.012	40.810	234.0	58:17.385	19	3	2:16.395 B	40.931	47.188	48.276	215.4	49:00.330
20	1	2:09.802	40.496	48.034	41.272	237.1	1:00:27.187								
61		AF Corse-Waltrip					Ferrari F458 Italia								
		1. Robert Kauffman		3. Brian Vickers			LMGTE Pro								
		2. Rui Aguas													
1	2	2:38.012	1:08.707	48.024	41.281	148.4	2:38.012	1	2	2:46.113	1:18.404	46.836	40.873	130.6	2:46.113
2	2	2:06.752	40.110	46.168	40.474	223.4	4:44.764	2	2	2:06.678	39.973	46.283	40.422	232.0	4:52.791
3	2	2:05.590	39.935	45.918	39.737	240.3	6:50.354	3	2	2:05.298	39.546	45.851	39.901	242.4	6:58.089
4	2	2:04.873	39.631	45.260	39.982	231.5	8:55.227	4	2	2:05.333	39.613	45.972	39.748	249.7	9:03.422
5	2	2:23.865 B	42.142	53.666	48.057	233.0	11:19.092	5	2	2:17.398 B	40.506	47.857	49.035	240.3	11:20.820
								6	2	4:40.796	3:13.404	47.233	40.159	164.2	16:01.616
								7	2	2:03.997	39.120	45.180	39.697	246.8	18:05.613
								8	2	2:08.101	39.029	45.746	43.326	249.7	20:13.714
								9	2	2:03.438	39.181	44.988	39.269	251.4	22:17.152
								10	2	2:10.888 B	39.916	46.259	44.713	244.6	24:28.040
								11	2	3:56.195	2:28.431	45.728	42.036	162.5	28:24.235
								12	2	2:04.321	39.391	45.518	39.412	244.6	30:28.556



FIA WEC
6 Hours of Bahrain
Free Practice 3
Sector Analysis

■ Personal Best ■ Session Best B Crossing the finish line in pit lane

Lap	D	Time	Sector 1	Sector 2	Sector 3	T. Spd	Elapsed	Lap	D	Time	Sector 1	Sector 2	Sector 3	T. Spd	Elapsed
13	2	2:12.274 B	40.018	46.242	46.014	245.7	32:40.830	16	2	2:17.670 B	41.442	49.194	47.034	237.1	43:38.100
14	1	4:04.284	2:37.601	46.190	40.493	162.0	36:45.114	17	1	3:50.783	2:20.175	48.623	41.985	160.5	47:28.883
15	1	2:04.513	39.747	45.475	39.291	245.7	38:49.627	18	1	2:09.877	41.043	48.134	40.700	222.0	49:38.760
16	1	2:04.715	39.434	45.472	39.809	246.3	40:54.342	19	1	2:10.433	41.242	47.509	41.682	231.5	51:49.193
17	1	2:04.679	39.433	45.802	39.444	250.8	42:59.021	20	1	2:11.590	41.126	48.555	41.909	237.6	54:00.783
18	1	2:06.152	39.718	46.088	40.346	247.4	45:05.173	21	1	2:09.992	41.799	47.209	40.984	232.0	56:10.775
19	1	2:10.617 B	39.586	46.837	44.194	249.7	47:15.790	22	1	2:10.069	41.124	48.099	40.846	229.6	58:20.844
20	1	3:20.435	1:55.474	45.493	39.468	162.7	50:36.225	23	1	2:10.989	41.185	47.494	42.310	231.5	1:00:31.833
21	1	2:06.743	39.681	45.412	41.650	248.0	52:42.968								
22	1	2:06.608	40.759	46.153	39.696	220.2	54:49.576								
23	1	2:04.650	39.552	45.671	39.427	249.1	56:54.226								
24	1	2:06.738	40.925	46.098	39.715	250.8	59:00.964								
25	1	2:08.244	41.889	46.406	39.949	244.6	1:01:09.208								

77		Team Felbermayr-Proton		Porsche 911 RSR (997)			
		1. Marc Lieb		LMGTE Pro			
		2. Richard Lietz					
1	1	2:35.612	1:09.677	46.666	39.269	146.0	2:35.612
2	1	2:03.479	39.499	44.994	38.986	223.4	4:39.091
3	1	2:03.927	39.539	45.197	39.191	237.1	6:43.018
4	1	2:04.422	39.537	45.297	39.588	242.4	8:47.440
5	1	2:23.091 B	40.551	50.187	52.353	228.6	11:10.531
6	1	8:50.023	7:24.801	45.603	39.619	162.5	20:00.554
7	1	2:04.034	39.529	45.318	39.187	240.8	22:04.588
8	1	2:04.302	39.457	45.530	39.315	241.3	24:08.890
9	1	2:04.860	39.679	45.635	39.546	240.8	26:13.750
10	1	2:05.522	39.907	45.959	39.656	240.8	28:19.272
11	1	2:05.433	39.849	45.714	39.870	240.8	30:24.705
12	1	2:12.046 B	40.219	47.049	44.778	245.7	32:36.751
13	2	4:20.557	2:52.707	47.602	40.248	103.0	36:57.308
14	2	2:07.136	40.381	46.272	40.483	238.2	39:04.444
15	2	2:11.824 B	40.395	46.263	45.166	204.8	41:16.268
16	2	3:56.936	2:32.485	45.374	39.077	100.5	45:13.204
17	2	2:02.118	39.025	44.554	38.539	245.7	47:15.322
18	2	2:07.648	40.275	46.380	40.993	250.3	49:22.970
19	2	2:03.213	38.963	45.495	38.755	244.6	51:26.183
20	2	2:03.141	38.969	45.147	39.025	249.1	53:29.324
21	2	2:09.746 B	39.225	46.019	44.502	248.0	55:39.070
22	2	3:26.855	1:58.831	47.599	40.425	109.7	59:05.925
23	2	2:13.787 B	40.967	46.300	46.520	208.4	1:01:19.712

88		Team Felbermayr-Proton		Porsche 911 RSR (997)			
		1. Christian Ried		LMGTE Am			
		2. Gianluca Roda					
		3. Paolo Ruberti					
1	3	2:32.890	1:06.097	45.584	41.209	153.7	2:32.890
2	3	2:05.295	40.032	45.549	39.714	223.4	4:38.185
3	3	2:05.988	39.829	46.531	39.628	239.2	6:44.173
4	3	2:06.374	40.162	46.190	40.022	225.8	8:50.547
5	3	2:23.639 B	40.135	48.485	55.019	232.5	11:14.186
6	3	4:56.553	3:30.525	46.087	39.941	160.8	16:10.739
7	3	2:06.304	40.008	46.119	40.177	238.2	18:17.043
8	3	2:12.764 B	39.947	46.228	46.589	236.6	20:29.807
9	2	5:59.769	4:31.180	47.809	40.780	159.6	26:29.576
10	2	2:09.736	40.687	47.942	41.107	233.0	28:39.312
11	2	2:13.946 B	41.132	47.602	45.212	233.0	30:53.258
12	2	3:58.442	2:30.226	47.189	41.027	161.5	34:51.700
13	2	2:09.418	41.189	47.214	41.015	232.5	37:01.118
14	2	2:10.046	41.142	47.783	41.121	232.0	39:11.164
15	2	2:09.266	41.198	47.238	40.830	222.0	41:20.430

97		Aston Martin Racing		Aston Martin Vantage V8			
		1. Stefan Mücke		LMGTE Pro			
		2. Darren Turner					
1	2	8:43.642	7:17.687	45.506	40.449	165.2	8:43.642
2	2	2:22.212 B	40.492	50.837	50.883	230.6	11:05.854
3	2	4:24.787	2:59.013	46.596	39.178	151.6	15:30.641
4	2	2:08.449 B	39.376	45.753	43.320	234.0	17:39.090
5	2	5:51.394	4:26.674	45.567	39.153	117.3	23:30.484
6	2	2:03.907	39.522	45.261	39.124	232.5	25:34.391
7	2	2:04.148	39.398	45.154	39.596	241.9	27:38.539
8	2	2:08.404 B	39.393	45.270	43.741	241.3	29:46.943
9	2	5:23.435	3:58.644	45.382	39.409	166.2	35:10.378
10	2	2:09.225 B	39.849	45.313	44.063	240.3	37:19.603
11	1	4:02.596	2:37.543	45.815	39.238	150.3	41:22.199
12	1	2:03.897	39.595	45.300	39.002	241.9	43:26.096
13	1	2:08.594 B	39.654	45.374	43.566	245.2	45:34.690
14	1	3:12.252	1:47.149	45.866	39.237	165.2	48:46.942
15	1	2:02.219	39.251	44.459	38.509	244.1	50:49.161
16	1	2:01.401	38.791	44.319	38.291	247.4	52:50.562
17	1	2:08.051 B	39.339	44.932	43.780	250.3	54:58.613
18	1	4:16.982	2:53.417	44.975	38.590	159.4	59:15.595
19	1	2:01.662	38.845	44.397	38.420	246.8	1:01:17.257